

Changes to the Household Relationship Data in the Current Population Survey

Rose M. Kreider
Benjamin T. Gurrentz

Presentation for the Population Association of America annual meeting,
Austin, TX,
April 10, 2019

SEHSD Working Paper #2019-13
CBDRB-FY19-ROSS-B0066

Overview

- Describe changes to the CPS household relationship data
 - Direct cohabitation question
 - Expansion of the “husband or wife” and “unmarried partner” categories
 - Edit procedures for same-sex couples
 - Changes to parent identification questions
- Show results illustrating the changes

Background: Changes to CPS Family Data

- 2007
 - Added a direct cohabitation question
 - Added a second parent identification question
- 2010
 - Those reported as same-sex spouses edited and shown as *same-sex unmarried partners*.
 - Previously, the sex of one was changed to show them as *opposite-sex married couples*.


Background: Data Quality Challenges

- A statistical problem: a low rate of random error in a large group (opposite-sex married couples) creates issues in the estimates of a small group (same-sex married couples)
 - There are some 57 million opposite-sex married couple households. (ACS 2017 1-year file)
 - Only a small proportion mismark their response, but it is enough to create significant error in the estimate of same-sex married couples.

A small proportion of opposite-sex married couples mismark their response, which is enough to create significant error in the estimate of same-sex married couples.


Same-sex married couples

400,000




Opposite-sex married couples

57 million



If 0.5% of opposite-sex couples misreported sex for one of the spouses, the number of same-sex married couples increases by 285,000.



Background: Changes to CPS Family Data

- 2007
 - Added a direct cohabitation question
 - Added a second parent identification question
- 2010
 - Those reported as same-sex spouses edited and shown as *same-sex unmarried partners*.
 - Previously, the sex of one was changed to show them as *opposite-sex married couples*).
- 2017
 - Added separate opposite-sex and same-sex categories for the spouse and unmarried partner categories

Revising the Relationship Categories

How (is/are) (name/you) related to (you/reference person's name)?

Production Categories

Spouse (Husband/Wife)

Unmarried Partner

Child

Grandchild

Parent

Brother/Sister

Other relative

Foster Child

Housemate/Roommate

Roomer/Boarder

Other nonrelative

Research File Categories

Opposite-sex Spouse (Husband/Wife)

Same-sex Spouse (Husband/Wife)

Opposite-sex Unmarried Partner

Same-sex Unmarried Partner

Child

Grandchild

Parent

Brother/Sister

Other relative

Foster Child

Housemate/Roommate

Roomer/Boarder

Other nonrelative

Revising the Relationship Categories

How (is/are) (name/you) related to (you/reference person's name)?

Production Categories

Spouse (Husband/Wife)	19.2%
Unmarried Partner	2.1%
Child	29.3%
Grandchild	2.0%
Parent	1.8%
Brother/Sister	1.4%
Other relative	1.9%
Foster Child	0.1%
Housemate/Roommate	1.7%
Roomer/Boarder	0.3%
Other nonrelative	0.9%

Research File Categories

Opposite-sex Spouse (Husband/Wife)	19.0%
Same-sex Spouse (Husband/Wife)	0.1%
Opposite-sex Unmarried Partner	2.2%
Same-sex Unmarried Partner	0.2%
Child	29.2%
Grandchild	2.0%
Parent	1.8%
Brother/Sister	1.4%
Other relative	1.9%
Foster Child	0.1%
Housemate/Roommate	1.6%
Roomer/Boarder	0.3%
Other nonrelative	0.8%

Edit Changes


1. We accept the stated relationship of those who report as same-sex married couples
 - Data will now show same-sex married couples as well as same-sex unmarried partners
 - Previously (2010-present), those reported as same-sex spouses were edited and shown as *same-sex unmarried partners*
 - Processing code that referenced husbands and wives was updated to recognize same-sex spouses

Edit Changes

2. Inconsistent reports of relationship and sex (e.g., Opposite-sex spouse, but householder and spouse are both male) will be resolved in the edit

Mismatched Couples

- Relationship and Sex reports are inconsistent



Same-sex spouse



Opposite-sex spouse

Is this a same-sex or opposite-sex couple?

Mismatched Couples

Household	Relationship to Householder	Sex	Name
A	Householder	Male	<u>John</u>
A	Same-sex Spouse	Female	<u>Mary</u>

Based on sex assigned based on first names in the 2015 National Content Test data ...
70% of the time, they are opposite-sex couples.

Edit Changes

- 2. Inconsistent reports of relationship and sex (e.g., Opposite-sex spouse, but householder and spouse are both male) will be edited so that 70% of mismatched cases will be opposite-sex, 30% will be same-sex
 - Rationale based on 2015 National Content Test (NCT)

Edit Changes

- 3. Parent identification questions:
 - Beginning in 2017, parent identification questions are now gender neutral – parent 1 and parent 2. In past these categories represented “mother” and “father”

Parent Identification Questions

Production Question

Is (name's/your) *mother* a member of this household?



Research File Question

Is (name's/your) *parent* a member of this household?

Is (name's/your) *father* a member of this household?



Is (name's/your) *other parent* a member of this household?

Edit Changes

- 3. Parent identification questions:
 - Beginning in 2017, parent identification questions are now gender neutral – parent 1 and parent 2. In past these categories represented “mother” and “father.”
 - Now edited to identify cohabiting parents in the edit who are not measured in the direct cohabitation question.
 - Now edited so that parent 1 is mom if present and parent 2 is dad, if present.

Results

Table 1. Coupled Households by Type: 2017 Production vs. Research Estimates

	Production Coupled Households (<i>perrp</i> + <i>a_sex</i>)		Research Coupled Households (revised <i>perrp</i>)		Change in Totals?	Change in Distribution %?
Total (in thousands)	68,080	100.0%	68,860	100.0%	↑	N/A
Opposite-sex Married	60,800	89.3%	60,920	88.5%	N.S.	↓
Opposite-sex Unmarried	6,383	9.4%	6,876	10.0%	↑	↑
Same-sex Married			445	0.7%		
Same-sex Unmarried	375	0.6%	622	0.9%	↑	↑

Note: Arrows represent significant difference from production estimate at 90% Confidence Level. N.S. = Not significant. N/A = Not applicable.

Table 1. Coupled Households by Type: 2017 Production vs. Research Estimates

	Production Coupled Households (EXTRACT) (<i>perrp + a_sex</i>)		Research Coupled Households (revised <i>perrp</i>)		Change in Totals?	Change in Distribution %?
Total (in thousands)	68,080	100.0%	68,860	100.0%	↑	N/A
Opposite-sex Married	60,800	89.3%	60,920	88.5%	N.S.	↓
Opposite-sex Unmarried	6,383	9.4%	6,876	10.0%	↑	↑
Same-sex Married*	522	0.8%	445	0.7%	↓	↓
Same-sex Unmarried	375	0.6%	622	0.9%	↑	↑

Note: Arrows represent significant difference from production estimate at 90% Confidence Level.

N.S. = Not significant. N/A = Not applicable.

Estimate created using extract file that identifies who reported as same-sex spouse.

Table 2. Coupled Households by Type: 2017 ACS vs. Research Estimates

	ACS 2017 Coupled Households (rel + sex)		Research Coupled Households (revised <i>perrp</i>)		Totals Differ?	Distribution % Differs?
Total (in thousands)	65,210	100.0%	68,860	100.0%	↑	N/A
Opposite-sex Married	57,290	87.9%	60,920	88.5%	↑	↑
Opposite-sex Unmarried	6,986	10.7%	6,876	10.0%	N.S.	↓
Same-sex Married	555	0.9%	445	0.7%	↓	↓
Same-sex Unmarried	380	0.6%	622	0.9%	↑	↑

Note: Arrows represent significant difference from production estimate at 90% Confidence Level. N.S. = Not significant. N/A = Not applicable.

Table 3a. Coupled Households by Type, Research File Estimates: Education

	Opposite-sex Married	Opposite-sex Unmarried	Same-sex Married	Same-sex Unmarried
Both Partners Have Bachelor's+	27.7% ¹	15.7%	41.7%	26.8%

Note: The research file estimates did not differ statistically from the production estimates at the 90% confidence level.

¹ Does not differ statistically from same-sex unmarried research file estimate at the 90% confidence level.

Figure 1. Percent of Coupled Households by Type: Research File Estimates: Education

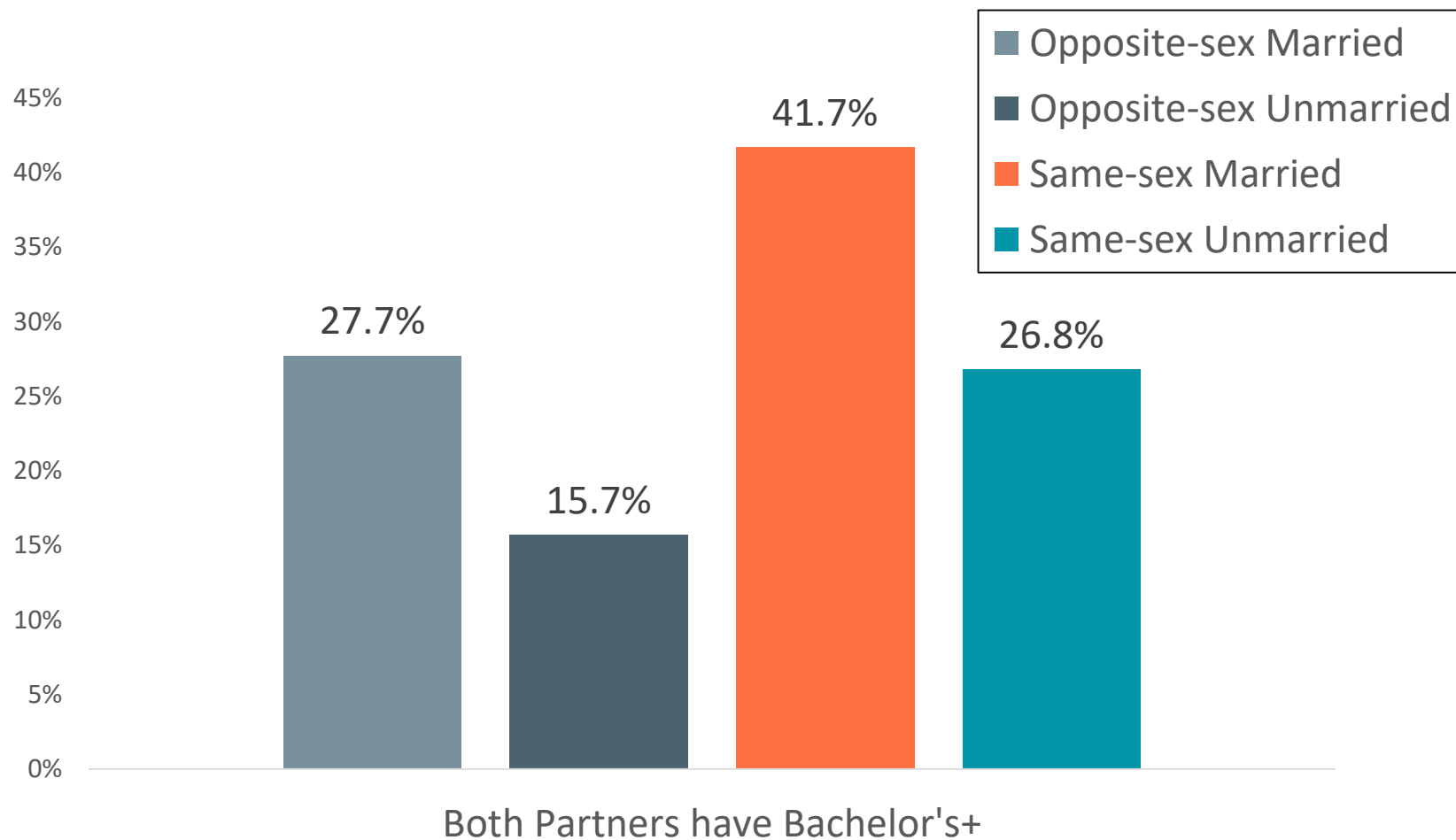


Table 3b. Percent of Coupled Households by Type, Research File Estimates: Employment

	Opposite-sex Married	Opposite-sex Unmarried	Same-sex Married	Same-sex Unmarried
Both Partners Employed	48.5%	59.1%	66.7% ¹	69.1%

Note: The research file estimates did not differ statistically from the production estimates at the 90% confidence level.

¹ Does not differ statistically from same-sex unmarried research file estimate at the 90% confidence level.

Figure 2. Percent of Coupled Households by Type, Research File Estimates: Interracial

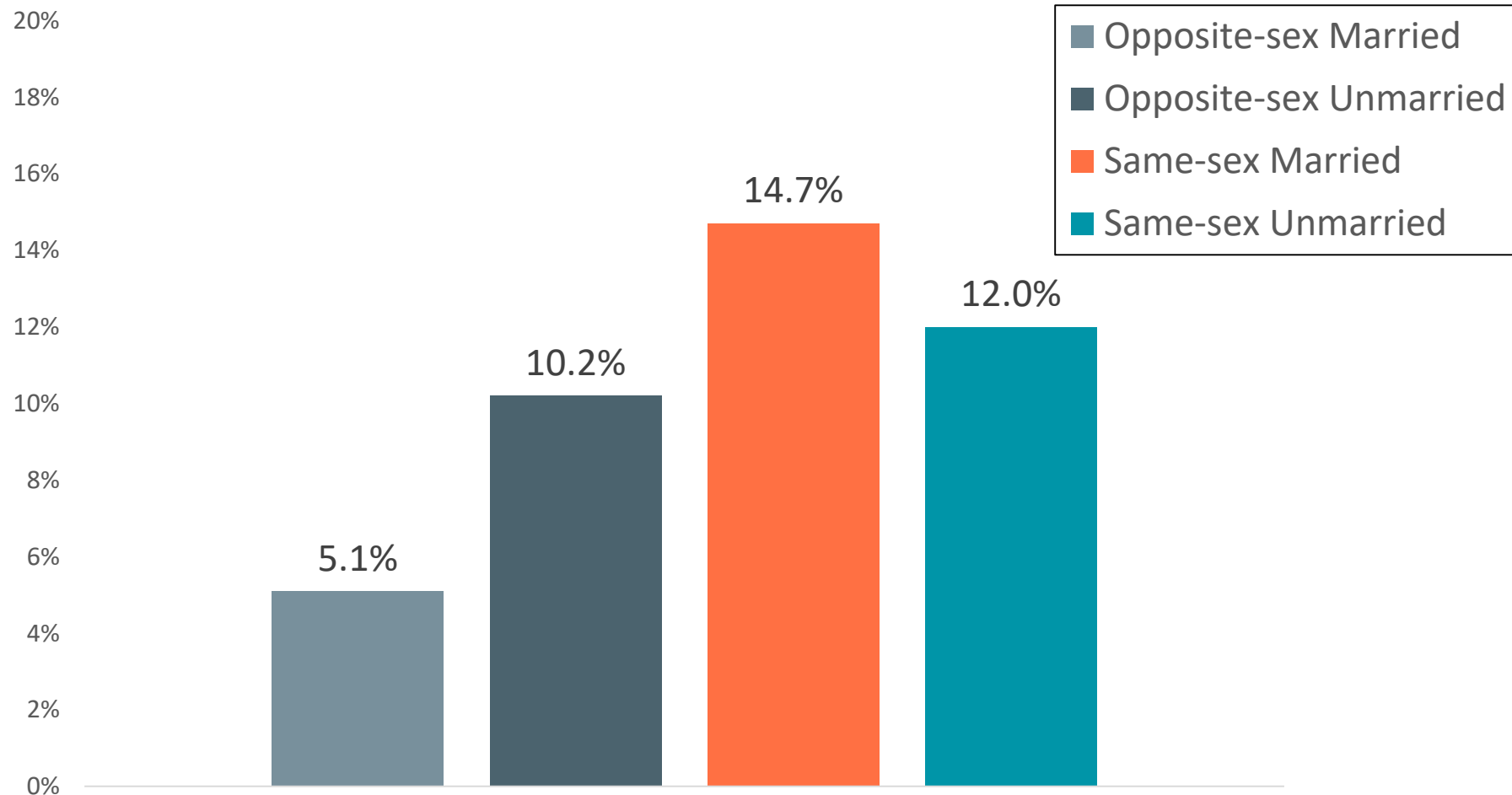


Table 4. Parents: Production vs. Research Estimates

	Production 2017 Estimates		Research 2017 Estimates	
All Coresident Parents (in thousands)	91,580	28.6%	91,900	28.7%
Parents of Coresident Children Under 18 (in thousands)	64,220	20.1%	64,520	20.2%

Note: The research file estimates did not differ statistically from the production estimates at the 90% confidence level.

Table 5. Parents by Couple Type

	Production Coresident Parents		Research Coresident Parents	
Total (in thousands)	91,580	100.0%	91,900	100.0%
No Partner Present	20,260	22.1%	20,310	22.1%
Opposite-sex Married	66,280	72.4%	66,330	72.2%
Opposite-sex Unmarried	4,786	5.2%	4,867	5.3%
Same-sex Married	184	0.2%	↑ 275	0.3%
Same-sex Unmarried	65	0.1%	↑ 115	0.3%

Note: Arrows represent significant difference from production estimate at 90% Confidence Level.

Implications for Family Measures

- No changes are proposed for the Census Bureau's definition of family:
 - *A family is a group of two persons or more (one of whom is the householder) residing together and related by birth, marriage or adoption.*
- Married-couple families now include same-sex married couples

Conclusion

- Changes made to relationship to householder and parent identification questions allow better measurement of the specific type of family/living arrangement, especially for same-sex couples and their children
- At the same time, we don't see wide differences in the characteristics of coupled households in the research file

Contact Information

Rose Kreider

301-763-6059

rose.kreider@census.gov

Current Population Survey

<http://www.census.gov/programs-surveys/cps.html>

To see papers about the testing of the new relationship questions, please see: <https://www.census.gov/topics/families/same-sex-couples/library/working-papers.html>