

**CURRENT POPULATION SURVEY,
MARCH/APRIL 1992: MATCH FILE
ALIMONY AND CHILD SUPPORT
TECHNICAL DOCUMENTATION**

**CURRENT POPULATION SURVEY, MARCH/APRIL 1992
MATCH FILE: ALIMONY AND CHILD SUPPORT**

Technical Documentation

Washington, DC

Issued August 1995



U.S. Department of Commerce

Ronald H. Brown, Secretary

David J. Barram, Deputy Secretary

Economics and Statistics Administration

**Everett M. Ehrlich, Under Secretary
for Economic Affairs**

**Bureau of the Census
Martha Farnsworth Riche, Director**



BUREAU OF THE CENSUS

Martha Farnsworth Riche, Director
Harry A. Scarr, Deputy Director

DATA USER SERVICES DIVISION

Richard Bitzer, Acting Chief

ACKNOWLEDGMENTS

Staff members of the Demographic Surveys Division, Current Population Surveys Branch, under the direction of Sherry L. Courtland, developed the content and provided overall guidance on technical details. In the Microdata Access Branch, Amanda Shields, assisted by Barbara Shugart, coordinated the production of this documentation.

The file should be cited as follows:

Current Population Survey, March/April 1992 Match File [machine-readable data file] / conducted by the Bureau of the Census for the Bureau of Labor Statistics. -Washington: Bureau of the Census [producer and distributor], 1995.

Current Population Survey, March/April 1992 Match File Technical Documentation / prepared by Data User Services Division, Microdata Access Branch, Bureau of the Census. -Washington: The Bureau, 1995.

For additional information concerning the **tape**, contact Data User Services Division, Customer Services, Bureau of the Census, Washington, DC 20233. Phone: (301) 457-4100.

For additional information concerning the **technical documentation**, contact Data User Services Division, Microdata Access Branch, Bureau of the Census, Washington, DC 20233. Phone: (301) 457-1214.

For additional information concerning the **subject matter** of the file, contact the appropriate individual listed below:

The technical documentation should be cited as follows:

<u>Subject</u>	<u>Contact</u>	<u>Number</u>
Documentation	CPS Staff	(301) 457-3806
Technical Aspects of File	David Nguyen	(301) 457-2887
Income, Recodes	Chuck Nelson	(301) 763-8029
	Ed Welniak	(301) 763-8576
Poverty	Kathy Short	(301) 763-8578
Migration	Kris Hansen	(301) 457-2454
Health Benefits	Ed Welniak	(301) 763-8576
Work Experience	Phil Rones	(202) 606-6378
Weighting	Tom Moore	(301) 457-4215
Hispanic 1/2 Sample	Tom Moore	(301) 457-4215
All Other	Ron Tucker	(301) 457-3806
	Greg Weyland	(301) 457-3806

USER COMMENTS

We are interested in the reaction of users to the usefulness of the information presented in this file and to the contents of the questions used to provide the data in this file (there is a facsimile of the

questionnaire in the appendix). We welcome user recommendations for improving our survey work. If you have suggestions or comments, please send them to:

Current Survey Comments
Population Division
U.S. Bureau of the Census
Washington, DC 20233

TABLE OF CONTENTS

Current Population Survey, March/April 1992
Match File: Alimony and Child Support

Abstract	1-1
Overview	
Introduction	2-1
CPS Sample	2-1
Questionnaire Coverage	2-2
Revisions to the March CPS Processing System	2-2
File Structure	2-3
Relationship of Current Population Survey Files to Publications.....	2-3
Geographic Limitations	2-6
Weights	2-6
Earnings Data	2-7
How to Use the Data Dictionary	3-1
Data Dictionary Index	
Household Record Index.....	4-1
Family Record Index	4-4
Person Record Index.....	4-6
Data Dictionary Alphabetical Variable Listing	
Household Record.....	5-1
Family Record	5-4
Person Record	5-6
Data Dictionary	
Household Record.....	6-1
Family Record	6-11
Person Record	6-17
Glossary	
Subject Concepts.....	7-1
Geographic Concepts	7-12
APPENDICES	
Appendix A - Industry Classification	
Industry Classification Codes for Detailed Industry (3-digit).....	A-1
Detailed Industry Recodes (01-51).....	A-9
Major Industry Recodes (01-14)	A-11
Detailed Industry Recodes for Longest Job Last Year (00-47).....	A-12
Major Industry Group Recodes for Longest Job Last Year (00-15)	A-14
Appendix B - Occupational Classification	
Occupational Classification Codes for Detailed Occupational Categories (3-digit).....	B-1
Detailed Occupation Recodes (01-46).....	B-15
Major Occupation Group Recodes (01-14).....	B-17
Detailed Occupation Recodes for Longest Job Last Year (00-53).....	B-18
Major Occupation Group Recodes for Longest Job Last Year (00-15)	B-20

Appendix C - Questionnaire Facsimiles

Facsimile of Basic Questionnaire..... C-1
Facsimile of March Supplement Questionnaire..... C-13
Facsimile of April Questionnaire..... C-29

Appendix D - Specific Metropolitan Identifiers

List 1: CMSA/MSA 1983 Rank Codes (MSARANK)D-2
List 2: PMSA 1983 Rank Codes (PMSARANK).....D-7
List 3: Individual Central City Codes (CCCODE).....D-9
List 4: FIPS MSA/PMSA Codes (SMSAFIPS)D-10
List 5: CMSA Codes.....D-16

Appendix E - Topcoding of Usual Hourly Earnings..... E-1

Appendix F - Source and Accuracy Statement..... F-1

Appendix G - User NotesG-1

ABSTRACT

Current Population Survey, March/April 1992 Match File: Alimony and Child Support [machine-readable data file] / conducted by the Bureau of the Census for the Bureau of Labor Statistics. -Washington: Bureau of the Census [producer and distributor], 1995.

Type of File

Microdata; unit of observation is individuals, families, and households.

Universe Description

The universe is the civilian noninstitutional population of the United States living in housing units and members of the Armed Forces living in civilian housing units on a military base or in a household not on a military base. A probability sample is used in selecting housing units.

Subject-Matter Description

The March portion of this file, also known as the Annual Demographic File, provides the usual monthly labor force data, but in addition, provides supplemental data on work experience, income, noncash benefits, and migration. Comprehensive work experience information is given on the employment status, occupation, and industry of persons 15 years old and over. Additional data for persons 15 years old and older are available concerning weeks worked and hours per week worked, reason not working full time, total income and income components, and residence on March 1, 1991. Data on employment and income refer to the preceding year, although demographic data refer to the time of the survey.

This file also contains data covering nine non-cash income sources: food stamps, school lunch program, employer-provided group health insurance plan, employer-provided pension plan, personal health insurance, Medicaid, Medicare, CHAMPUS or military health care, and energy assistance.

Characteristics such as age, sex, race, household relationship, and Hispanic origin are shown for each person in the household enumerated.

The April portion of this file, the child support and alimony supplement, was asked of all females 15 years of age and older. Data are used to determine the size and distribution of the female population with children affected by divorce or separation. These data are used to better understand the characteristics of persons requiring this assistance and to help develop and maintain

programs designed to assist them in obtaining child support.

Geographic Coverage

State of residence is uniquely identified as well as census geographic division and region. The 113 largest metropolitan statistical areas (CMSA's or MSA's), an additional 89 selected MSA's, 66 selected PMSA's, and 30 central cities in multi-central city MSA's or PMSA's are also uniquely identified.¹ Within confidentiality restrictions, indicators are provided for MSA-PMSA/non-MSA-PMSA, central city/noncentral city, farm/nonfarm, and MSA/CMSA size.

Technical Description

File Structure: Hierarchical.

File Size: 108,970 logical records; record size is 924 characters.

File Sort Sequence: Census state code (MSTSTATE), then MSA/PMSA rank code

Reference Material

Current Population Survey, March/April 1992 Match File: Alimony and Child Support Technical Documentation. The documentation includes this abstract, pertinent information about the file, a glossary, code lists, and a data dictionary. One copy accompanies each file order. It is available from Data User Services Division, Customer Services, Bureau of the Census, Washington, DC 20233.

Related Printed Reports

Data from the March Current Population Survey are published most frequently in the Current Population Reports P-20 and P-60 series. These reports are available from the Superintendent of Documents, U.S. Government Printing Office, Washington, DC 20402. Forthcoming reports will be cited in *Census and You*, CENDATA™, the *Monthly Product Announcement* (MPA), and the *Bureau of the Census Catalog and Guide*.

1. MSA's = Metropolitan Statistical Areas; CMSA's = Consolidated Metropolitan Statistical Areas; PMSA's = Primary Metropolitan Statistical Areas.

Related Machine-Readable Data Files

A public use edition of the Current Population Survey, March file is available for 1976, 1978, and 1979. For 1980, 1984, and 1988 two March files are available for each year. The first March 1980 file contains estimates based on 1970 population counts and should be used for historical comparisons ending in 1980. The reweighted March 1980 file contains estimates based on results of the 1980 census and should be used for comparisons between 1981 and 1984.

In 1984, the Bureau of the Census introduced a step into the March second stage weighting procedure to control individual weights to independent estimates of the Hispanic population. Since this introduction caused a major disruption in the Hispanic estimates from March two data files were created. The first file, without the Hispanic controls should be used for comparing estimates for years prior to 1984 and the second file should be used for comparison with 1985 and later files.

From March 1989 forward, data on the Annual Demographic File are processed using the rewrite system. The rewrite system includes revised procedures to match supplement records to basic CPS records; revised weighting procedures; revised demographic and family edits; revised imputation procedures; and more income detail on the file.

For March 1988 there are two files, the regular Annual Demographic File and the Annual Demographic Rewrite File. The rewrite file has been prepared to allow historical comparison of data from the rewrite processing system implemented between 1988 and 1989. It is recommended that

the rewrite file be used when comparing data collected from the March Annual Demographic Supplement from 1988 forward. Use the regular file, released in 1988, when comparing data from 1988 and prior years.

This is not to say, however, that comparisons cannot be made between years before and after 1988. When such analyses are done, for example between 1986 through 1989, data users must consider that similarities or differences between the data may be caused or effected by the rewritten system. Thus, comparing estimates from the 1988 rewrite files and the 1988 regular file will reveal the extent of any differences caused by the processing system changes though not the specific change. The magnitude of the difference can then be applied to the estimates from 1986 - 1987 to reveal whether any real differences exist. There were several revisions made to the processing programs; therefore, it is difficult to determine which specific revision effected the differences or similarities in the data.

Some non-March data also are available from 1968 to present. For more information, request the *Data Developments* on the Current Population Survey from Data User Services Division, Customer Services, Bureau of the Census, Washington, DC 20233.

File Availability

The files may be ordered from Data User Services Division, Customer Services, using the order form on the following page. They are available on computer tape at 6250 bpi, ASCII or EBCDIC, and standard ANSI labeling.

Census Bureau Order Forms

PUBLICATIONS — Use this top form *ONLY* to order publications not in stock at GPO. (Use a GPO order form for those sold by GPO.) Orders received by the Census Bureau for products sold by GPO will be returned. If you have questions, call Customer Services at 301-457-4100.

Please Type or Print. Prices include regular domestic postage and handling. International customers please add 25%.

Qty.	Series number	Title	Price each	Total price
Total for publications				

(Company or personal name) (Please type or print)

(Additional address/attention line)

(Street address)

(City, State, ZIP Code)

(Daytime phone including area code) (Date)

Please Choose Method of Payment:

 Check payable to **Superintendent of Documents**
Mail to: Bureau of the Census, DPD—Publications
Unit, 1201 E. Tenth St., Jeffersonville, IN 47132
 GPO deposit account
Mail to: Customer Services, Bureau of the Census,
Washington, DC 20233-0800
[or call 301-457-4100; fax 301-457-3842]

*0012

ELECTRONIC MEDIA, MICROFICHE, DOCUMENTATION, AND OTHER — Use for computer tape (TAPE), computer tape cartridge (CART), technical documentation (TD), compact disc—read-only memory (CD-ROM), diskette (DISK), microfiche (FICHE), or paper reproductions — “blowbacks” (BB).

Charge your order.  
It's easy!

To fax your orders: 301-457-3842

Please Type or Print. All prices include regular domestic postage and handling. International customers, please add 25% to cover handling and air shipment.

Qty.	Media <small>(See abbrev. above)</small>	Title	Price each	Total price
Total for products listed (minimum order: \$10)				

COMPUTER TAPE INSTRUCTIONS

All tape files are on 6250 bpi reels, have standard ANSI labeling, and are blocked at 32K bytes. They are also available on IBM model 3480-compatible tape cartridges. Please specify your choice of:

- Tape Reel *or* Tape Cartridge
- EBCDIC *or* ASCII

A machine-readable data dictionary generally is included without charge with either format.

Other tape characteristics are available by special request for an additional handling fee of \$50. Before placing an order, make arrangements by writing or faxing a description of your special requirements to Customer Services, attention James Clark. (Use address below, or fax to 301-457-4714.)

(Company or personal name) (Please type or print)

(Additional address/attention line)

(Street address)

(City, State, ZIP Code)

(Daytime phone including area code) (Date)

Please Choose Method of Payment:

 Check payable to **Commerce—Census**
 Census deposit account 9
 VISA or MasterCard Account

(Name on card)

Expiration date

(Signature)

Mail to: Customer Services, Bureau of the Census, Washington, DC 20233-0800.

Superintendent of Documents **Publication Order Form**

Order Processing Code:

*

Charge your order.
It's easy!



To fax your orders (202) 512-2250
To phone your orders (202) 512-1800

Please type or print (Form is aligned for typewriter use.)

Qty.	Stock Number	Title	Price Each	Total Price
			Total	

The total cost of my order is \$ _____. Price includes regular shipping and handling and is subject to change. International customers please add 25%.

Company or personal name (Please type or print)

Additional address/attention line

Street address

City, State, Zip code

Daytime phone including area code

Purchase order number (optional)

Check method of payment:

Check payable to Superintendent of Documents

GPO Deposit Account _____ - _____

VISA MasterCard

_____ (expiration date)

Thank you for your order!

Authorizing signature

Mail To: Superintendent of Documents
P.O. Box 371954, Pittsburgh, PA 15250-7954

OVERVIEW

Current Population Survey

Introduction

The Current Population Survey (CPS) is the source of the official Government statistics on employment and unemployment. The CPS has been conducted monthly for over 50 years. Currently, we interview about 57,000 households monthly, scientifically selected on the basis of area of residence to represent the Nation as a whole, individual States, and other specified areas. Each household is interviewed once a month for four consecutive months one year, and again for the corresponding time period a year later. This technique enables us to obtain month-to-month and year-to-year comparisons at a reasonable cost while minimizing the inconvenience to any one household.

Although the main purpose of the survey is to collect information on the employment situation, a very important secondary purpose is to collect information on the demographic status of the population, information such as age, sex, race, marital status, educational attainment, and family structure. From time to time additional questions are included on such important subjects as health, education, income, and previous work experience. The statistics resulting from these questions serve to update similar information collected once every 10 years through the decennial census, and are used by Government policymakers and legislators as important indicators of our Nation's economic situation and for planning and evaluating many Government programs.

The CPS provides current estimates of the economic status and activities of the population of the United States. Because it is not possible to develop one or two overall figures (such as the number of unemployed) that would adequately describe the labor market, the CPS is designed to provide a large amount of detailed and supplementary data. Such data are made available to meet a wide variety of needs on the part of users of labor market information.

Thus, the CPS is the only source of monthly estimates of total employment (both farm and nonfarm); nonfarm self-employed persons, domestics, and unpaid workers in nonfarm family enterprises; wage and salary employees; and, finally, estimates of total unemployment.

It provides the only available distribution of workers by the number of hours worked (as distinguished from aggregate or average hours for an

industry), permitting separate analyses of part-time workers, workers on overtime, etc. The survey is also the only comprehensive current source of information on the occupation of workers and the industries in which they work. Information is available from the survey not only for persons currently in the labor force but also for those who are outside the labor force. The characteristics of such persons—whether married women with or without young children, disabled persons, students, older retired workers, etc., can be determined. Information on their current desire for work, their past work experience, and their intentions for job seeking are also available.

The March CPS, also known as the Annual Demographic File, contains the basic monthly demographic and labor force data described above, plus additional data on work experience, income, non-cash benefits, and migration.

CPS Sample

The CPS sample is based on the civilian noninstitutional population of the United States. The sample is located in 729 sample areas comprising 1,973 counties and independent cities with coverage in every State and in the District of Columbia.

In all, some 71,000 housing units or other living quarters are assigned for interview each month; about 57,000 of them containing approximately 114,500 persons 15 years old and over are interviewed. Also included are demographic data for approximately 33,500 children 0-14 years old and 650 Armed Forces members living with civilians either on or off base within these households. The remainder of the assigned housing units are found to be vacant, converted to nonresidential use, contain persons with residence elsewhere, or are not interviewed because the residents are not found at home after repeated calls, are temporarily absent, or are unavailable for other reasons. Approximately 14,000 noninterview households are present each month. The resulting file size is approximately 163,000 records. In March of each year supplemental data are collected for Armed Forces members residing with their families in civilian housing units or on a military base. The Armed Forces members, however, are not asked the monthly labor force questions. In addition, the March CPS is supplemented with a sample of Hispanic households identified the previous

November. This results in the addition of about 2,500 households in the March CPS. The inclusion of the additional sample of Hispanic households began in 1976.

A more precise explanation regarding the CPS sample design is provided in Technical Paper 40, *The Current Population Survey: Design and Methodology*.

For a more detailed discussion about the basic labor force data gathered on a monthly basis in the CPS survey, see the Bureau of Labor Statistics Report No. 463 and the Current Population Report P-23, No. 62, issued jointly by the Bureau of Labor Statistics and the Bureau of the Census in October, 1976, and entitled *Concepts and Methods Used In Labor Statistics derived from the Current Population Survey*.

Questionnaire Coverage

Questionnaire facsimiles of the March 1990 CPS income supplement are shown on pages D-13 to D-27 in this documentation. CPS-1 items 19-26B shown on pages D-4 and D-5 of this document are not asked of Armed Forces members but only of civilians 15 years old and older. This part of the questionnaire is referred to as the monthly (basic) labor force section because these questions are asked every month.

Certain data items appearing on both the monthly (basic) questionnaire and the March supplement questionnaire may not have the same meaning. To avoid any misunderstandings, the user should refer to the glossary of this documentation.

Revisions To The March CPS Processing System

Introduction. Between 1988 and 1989 a new computer processing system was introduced for the March Current Population Survey. This processing system rewrite was long overdue; the system in use before this year was first introduced in March 1976 and was never fully updated to reflect the numerous questionnaire changes that had taken place since that time. In addition, the programs used to process the CPS file were written in a computer language that is being phased out of use at the Census Bureau. While the March 1989 file is the first to reflect this new processing system, the March 1988 file was reprocessed based on these new procedures in order to: 1) better evaluate the new processing procedures, and 2) allow year-to-year comparisons to be made between income years 1987 and 1988 using a consistent processing system.

While the following section deals mainly with modifications to the March imputation procedures and their subsequent effect on income and poverty rates, it should be pointed out that all of the

processing programs were rewritten in 1989, so that not only are the files from 1989 forward based on a somewhat different imputation system, but also reflect a rewritten weighting system, data acceptance program, family relationship edits, and new procedures to match income supplement records to the monthly CPS file. As a result, it is difficult to ascertain whether differences (especially those based on relatively small bases) are the result of imputation or other processing differences between the original and revised files.

Since the Census Bureau began imputing the missing income data on the CPS in 1962, there have been three major revisions to the processing system (in 1967, 1976, and 1989). Through all of these revisions, the basic strategy used in make imputations has remained the same. This approach, commonly referred to as "hot deck" imputation, assigns missing responses to sample persons with information from matched sample persons with similar demographic and economic information who answered these questions.

Under the new March processing system, there were three main modifications to the income imputation programs:

1. The edits and imputations were expanded to reflect the full detail of the March income questionnaire. The original processing system was still based on a less detailed CPS income questionnaire that had not been in use since 1980.
2. Under the revised processing procedures, entire sets of March income and noncash benefits data were imputed to supplement noninterviews from the same interviewed person. Under the original processing procedures, earnings, unearned income, and noncash benefits were imputed in separate stages during the processing system. Thus, the new processing system imputes noninterviews more efficiently and is better able to preserve the correlation between earnings, unearned income, and noncash benefits.
3. Both the old and new processing systems employ what are called "statistical matches" to link sample cases with reported data to those requiring imputation for missing responses. In the original processing system, under certain circumstances, reported data was removed and replaced with imputed data during the statistical matching process. Under the new system, reported data are never removed. This was accomplished by expanding the number of statistical matches in the income imputation system.

File Structure

There is a household record for each household or group quarters. The household record is followed by one of three possible structures:

A. If the household contains related persons and is not a group quarters household:

1. The family record appears next followed by person records for members of the family who are not also members of a related subfamily. The person records would be ordered: family householder, spouse of family householder, children in the family, and other relatives of the family householder.
2. The above records may be followed by one or more related subfamily records, each related subfamily record being followed immediately by person records for members of that related subfamily. The person records would be ordered: reference person of the related subfamily, spouse of subfamily reference person, and children of subfamily reference person.
3. The above records may be followed by one or more unrelated subfamily records, each unrelated subfamily record being followed immediately by person records for members of that unrelated subfamily. The person records would be ordered: unrelated subfamily reference person, spouse of subfamily reference person, and children of subfamily reference person.
4. The above records may be followed by one or more persons living with nonrelatives family records, each to be followed by the person record for the unrelated individual it represents. (See Figure 1, page 2-4.)

B. If the household contains a householder with no relatives and is not a group quarters household:

1. The family record for the nonfamily householder is followed immediately by the person record for that nonfamily householder.
2. These records may be followed by one or more unrelated subfamily records, each unrelated subfamily record being

followed immediately by the person records for members of that unrelated subfamily.

3. These records may be followed by one or more family records for persons living with nonrelatives, each person living with nonrelatives family record being followed immediately by the person record for that person living with nonrelatives. (See Figure 2, page 2-5.)

C. If the household is a group quarters, each person is defined as a person living with nonrelatives. There will be a family record followed by a person record for each person in the group quarters.

Relationship of Current Population Survey Files to Publications

Each month, a significant amount of information about the labor force is published by the Bureau of Labor Statistics in the Employment and Earnings and Monthly Labor Review Reports.

As mentioned previously, the CPS also serves as a vehicle for supplemental inquiries on subjects other than employment which are periodically added to the questionnaire. From the basic and supplemental data the Bureau of the Census issues four series of publications under the general title Current Population Reports:

- P-20 Population Characteristics
- P-23 Special Studies
- P-27 Farm Population
- P-60 Consumer Income

Of particular interest to users of the March microdata file would be those reports based on information collected in March. These reports include the following titles:

- P-20 Population Profile of the United States: (Year)
- P-20 Household and Family Characteristics: March (Year)
- P-20 Households, Families, Marital Status, and Living Arrangements: March (Year)
- P-20 Geographical Mobility (Years)
- P-20 Educational Attainment in the United States (Years)
- P-20 Persons of Hispanic Origin in the United States (Year)
- P-60 Money Income and Poverty Status of Families and Persons in the United States: (Year)

P-60 Characteristics of the Population Below the Poverty Level: (Year)

P-60 Characteristics of Households Receiving Selected Noncash Benefits: (Year)

All Current Population Reports may be obtained by subscription from the U.S. Government Printing Office. Subscriptions are available as follows: Population Characteristics, Special Studies, Farm

Population, and Consumer Income series (P-20, P-23, P-27, P-60) combined, \$71 per year (sold as a package only); Population Estimates and Projections (P-25), \$25 per year. Single issues may be ordered separately; ordering information and prices are provided on CENDATA™, in the *Bureau of the Census Catalog and Guide*, in *Census and You*, and the *Monthly Product Announcement* (MPA).

Figure 1. Illustration of Record Sequence for Households Containing a Family.

Household Record

Family Record

Person 1 (Householder) Record

Person 2 (Spouse) Record

·
·
·

Person n (Family Member) Record

Family (Related Subfamily Record)

Person 1 (Related Subfamily Reference Person) Record

Person 2 (Spouse) Record

·
·
·

Person n (Related Subfamily Member) Record

Family (Unrelated Subfamily) Record

Person 1 (Unrelated Subfamily Reference Person) Record

Person 2 (Spouse) Record

·
·
·

Person n (Unrelated Subfamily Member) Record

Family (Persons Living With Nonrelatives) Record

Person 1 (Person Living With Nonrelatives) Record

Figure 2. Illustration of Record Sequence for Households Containing a Nonfamily Householder.

Household Record

Family (Nonfamily Householder) Record

Person (Nonfamily Householder) Record

Family (Unrelated Subfamily) Record

Person 1 (Unrelated Subfamily Reference Person) Record

Person 2 (Spouse) Record

.

.

.

Person n (Unrelated Subfamily Member) Record

Family (Person Living With Nonrelatives) Record

Person (Persons Living With Nonrelatives) Record

Figure 3. Illustration of Record Sequence for Group Quarters.¹

Household Record

Family (Persons Living With Nonrelatives) Record

Person (Persons Living With Nonrelatives) Record

1. NOTE: Each person in group quarters is by definition a person living with nonrelatives.

Geographic Limitations

In July 1985, the CPS microdata files began carrying the metropolitan statistical area definitions announced by the Office of Management and Budget on June 30, 1984. The new CPS estimates for the total metropolitan population have consistently been higher than independent estimates of the total metropolitan population prepared by the Census Bureau; the new CPS nonmetropolitan estimates have been lower than the independent estimates. The magnitude of the monthly differences has varied from 900,000 to 2.5 million persons over the past year, so that the proportion of the population living in metropolitan areas according to the CPS has ranged from 0.4 to 1.0 percentage points higher than the independent estimate. The difference in level between the two sets of estimates is partially attributable to the basic CPS sample design, which, because of sampling variability, includes an oversample of metropolitan households and an undersample of nonmetropolitan households. The monthly variations result from the exit and entrance of rotation groups, each with slightly different metropolitan-nonmetropolitan proportions, into the sample. The apparent overestimation of metropolitan and underestimation of nonmetropolitan population in the CPS relative to the Census Bureau's independent estimates should be taken into account when using the data. Because of the monthly variation in these estimates, month-to-month comparisons of metropolitan and nonmetropolitan estimates should be interpreted with caution.

One other set of estimates that can be produced from CPS microdata files beginning in October 1985 should be treated with caution. These are estimates for individual metropolitan areas. The change in Census Bureau confidentiality rules allowing identification of areas with populations of 100,000 or more instead of 250,000 has produced a situation where we now identify numerous small metropolitan areas on the CPS data files. Although estimates for the larger areas such as New York, Los Angeles, and so forth, should be fairly accurate and valid for a multitude of uses, estimates for the smaller metropolitan areas (those with populations under 500,000) should be used with caution because of the relatively large sampling variability associated with these estimates.

It should be kept in mind that the sample design and methods of weighting CPS data are geared towards producing estimates for the entire Nation. Consequently, data for states are not as reliable as national data, and the file will lose some of its utility

in certain applications. For further discussion of such considerations, the user should consult *The Current Population Survey: Design and Methodology* (Technical Paper 40, U.S. Bureau of the Census).

The nature of the work done by each individual investigator using the microdata file will determine to what extent his/her requirements for precision will allow using some of the smaller geographic areas identified on the file.

Weights

Due to the nature of this supplement and its use of only part of the full CPS sample, only one weight is present on this file. This weight, A_SUPWGT, is found beginning in column 911 of the person's record. This is the weight that must be used for all tabulations using this file. If you need to create either household or family tabulations, use the weight of the reference person is a married spouse present male. In this case, use the weight of his wife as the household/family weight.

Earnings Data

Beginning in 1982, usual hourly and weekly earnings data appear on the Annual Demographic File (ADF) for that portion of the population roughly corresponding to wage and salary workers (self-employed persons in incorporated businesses are excluded, although they are normally included with the wage and salary population). These data are now collected on a monthly basis in the two outgoing rotation groups as part of the basic CPS labor force interview.

Since the intent of the regular collection of earnings data was to initiate a family earnings data series, all persons in the two outgoing rotations receive an "earnings weight," even if they are not eligible for the earnings item. The earnings weight is a simple ratio-estimation to the person's labor force status by age, race, and sex. When tabulating estimates of earnings based on basic CPS data, use the earnings weight.

Further information on this earnings series is contained in *Technical Description of the Quarterly Data on Weekly Earnings from the Current Population Survey*, BLS Report #601, July 1980. This report is available on request from the U.S. Department of Labor, Bureau of Labor Statistics, Washington, D.C. 20212. Attn: Office of Inquiries and Correspondence.

NOTE: For 1982 and 1983, usual weekly earnings are not present for individuals who were not paid on an hourly basis.

HOW TO USE THE DATA DICTIONARY

The Data Dictionary describes the contents and record layout of the public-use computer tape file. The first line of each data item description gives the data name, size of the data field, relative begin position of the field, and the range of the values.

The next few lines contain descriptive text and any applicable notes. Categorical value codes and labels are given where needed. Comment notes marked by an (*) are provided throughout. Comments should be removed from the machine-readable version of the data dictionary before using it to help access the data file.

Data. Alphabetic, numeric, and the special character (-). No other special characters are used. It may be a mnemonic such as "H-HHTYPE" or "HFIN-YN", or a sequential identifier such as "MIG-MTR1" or "SUR-SC1". Data item names are unique throughout the entire file (all 3 record types).

Size. Numeric. The size of a data item is given in characters. Indication of implied decimal places is provided in notes.

Begin. Numeric. Contains the location in the data record of the first character position of the data item field.

Category Value. Numeric. Contains the range of values for the given data item.

The first line of each data item description begins with the character "D" (left-justified, two characters). The "D" flag indicates lines in the data dictionary containing the name, size, and begin position of each data item. This information (in machine-readable form) can be used to help access the data file. The line beginning with the character "U" describes the universe for that item. Lines con-

taining categorical value codes and labels follow next and begin with the character "V". The special character (.) denotes the start of the value labels. Two examples of data item descriptions follow:

```
D H-HHTYPE 1 20 (1:3)
      Type of household
U All households
V 1 .Interview
V 2 .Type A non-interview
V 3 .Type B/C non-interview
```

```
D MIG-MTR1 2 218 (01:09)
      Migration recode
U AGE = 1+
V 01 .Nonmover
V 02 .MSA to MSA
V 03 .MSA to nonMSA
V 04 .NonMSA to MSA
V 05 .NonMSA to nonMSA
V 06 .Abroad to MSA
V 07 .Abroad to nonMSA
V 08 .Not in universe (children
      .under 1 year old)
V 09 .Not identifiable
```

How to Distinguish Supplement Variables from Monthly Variables

Monthly variables have a prefix and trailer as follows:

1. H-, HG-, or H% for household record variables.
2. A-, A% for person record variables.
3. The family record contains no monthly variables.

Supplement variables are all one string or they have a suffix. For example HFIN-YN is a supplement variable on the household record.

Machine-Readable Data Dictionary Layout

Data dictionary lines are 46 characters. The character on the first position determines the type of lines. Each variable may have the following lines:

1. COMMENTS (" * ") lines
2. DATA DICTIONARY (" D ") ; line and DATA DESCRIPTION
3. UNIVERSE (" U ") lines
4. VALUE DESCRIPTION lines
5. One blank line at the end

FORMAT

"*" Line Comments

- a. " * " in the first position indicates that this is a comment line. This line can appear any place in the dictionary. It will be used for short comments or to nullify any value codes.
- b. " ** " in the first two positions is also comments but it has additional meaning. It indicates this is a block of comments which will be applied to several variables.

"D" Line Data Dictionary

This line contains the following information:

ID	"D"	COL.	1- 1
NAME	Variable name	COL.	3-10
SIZE	Size of data field	COL.	14-15
BEGIN	Begin position of data field	COL.	19-22
CATEGORY VALUE	Range of values in parentheses	COL.	26-46

Text describing the variable will follow this "D" line. Use COL. 6-4 and repeat as many lines as necessary.

"U" Line Universe Definition

This line contains the universe definition. Use COL. 3-46 and repeat as many lines as necessary.

ID	" U "	COL.	1- 1
DESCRIPTION	Universe description	COL.	3-46

(For continuation use COL. 3-46 and repeat as many lines as necessary.)

"V" Line Value Definition

ID	" V "	COL.	1- 1
VALUE	Value code-right justified	COL.	3-12
	" . "	COL.	14
DESCRIPTION	Value description	COL.	15-46

(Repeat COL. 14-46 format for continued value description.)

DATA DICTIONARY INDEX
Current Population Survey, March 1992

Household Record

Item	Mnemonic	Location
1960 Census State code	HG-ST60	45
1980 State rank	HG-STRN	47
Alimony payments income	HALMVAL	230
Alimony payments received	HALM-YN	229
Allocation flags for basic CPS	H%HHNUM	301
Allocation flags for basic CPS	H%LIVQRT	302
Allocation flags for basic CPS	H%TELA VL	305
Allocation flags for basic CPS	H%TELHHD	304
Allocation flags for basic CPS	H%TELINT	306
Allocation flags for basic CPS	H%TENURE	300
Allocation flags for supplement household items	I-HCHI	309
Allocation flags for supplement household items	I-HCHINN	312
Allocation flags for supplement household items	I-HCHINO	310
Allocation flags for supplement household items	I-HCHINR	311
Allocation flags for supplement household items	I-HCMCAR	307
Allocation flags for supplement household items	I-HCMCEN	308
Allocation flags for supplement household items	I-HENGAS	323
Allocation flags for supplement household items	I-HENGVA	324
Allocation flags for supplement household items	I-HFDVAL	320
Allocation flags for supplement household items	I-HFLUNN	316
Allocation flags for supplement household items	I-HFOODM	322
Allocation flags for supplement household items	I-HFOODN	321
Allocation flags for supplement household items	I-HFOODS	319
Allocation flags for supplement household items	I-HHOTLU	313
Allocation flags for supplement household items	I-HHOTNO	314
Allocation flags for supplement household items	I-HLOREN	318
Allocation flags for supplement household items	I-HPUBLI	317
Central city MSA status code	HCCC-R	63
Champus, VA, or military health care	HCHAMP	281
Child support income	HCSPVAL	222
Child support payments	HCSP-YN	221
Children covered by insurance of person not living in household	HCHINNO	72
Children covered by insurance of person not living in household	HCHINO	70
Children covered by insurance of person not living in household	HCHINRH	71
Children covered by Medicare	HCMCARE	67
Children covered by Medicare	HCMCENO	68
Children covered by other health insurance	HCHI	69
Children receiving free lunch	HFLUNNO	78
Children receiving free or reduced price lunches	HFLUNCH	77
CMSA code	HG-CMSA	58
Control Card Family Income	H-FAMINC	10
Disability benefits	HDIS-YN	168
Disability income	HDISVAL	174
Dividend income	HDIVVAL	198
Dividend payments	HDIV-YN	197
Education assistance income	HEDVAL	214
Educational assistance benefits	HED-YN	213
Energy assistance benefits	HENGAST	90
Energy assistance income	HENGVAL	91
Families in household	HNUMFAM	23
Farm definition	HFARM	64

Item	Mnemonic	Location
Farm income	HFRVAL	112
Farm self-employment	HINC-FR	111
Financial assistance income	HFINVAL	238
Financial assistance payments	HFIN-YN	237
Food stamps recipients	HFOODSP	81
Food stamps value	HFDVAL	86
Food stamps, children covered	HFOODNO	82
Food stamps, months covered	HFOODMO	84
Health insurance coverage	HHI-YN	282
Hot lunch eaten by children at school	HHOTLUN	75
Hot lunch, number of children who ate at school	HHOTNO	76
Household earnings, total value	HEARNVAL	261
Household income	HOIVAL	246
Household income percentiles	HTOP5PCT	286
Household income percentiles, national rank	HPCTCUT	287
Household income, total	HHINC	277
Household income, total value	HTOTVAL	253
Household number	H-HHNUM	30
Household record	HRECORD	1
Household respondent line number	H-RESPNM	12
Household sequence number	H-SEQ	2
Household status	HHSTATUS	283
Household type	H-TYPE	25
Household type	H-HHTYPE	20
Housing unit type	H-TYPEBC	34
Income payments, other	HOI-YN	245
Income, value of other types	HOTHVAL	269
Individual Central City Code	INDCCODE	290
Interest income	HINTVAL	190
Interest payments	HINT-YN	189
Living quarters type	H-LIVQRT	32
Medicaid coverage	HMCAID	280
Medicare coverage	HMCARE	279
Modified MSA status code	HMSA-R	62
Month in sample	H-MIS	29
Month of survey	H-MONTH	26
MSA or CMSA rank	HG-MSAR	55
MSA or PMSA FIPS Code	HG-MSAC	49
MSA size	HMSSZ	60
MSA/PMSA size	HPMSASZ	61
Number of units in this structure	HUUNITS	9
Own business self-employment	HINC-SE	103
Persons in household	H-NUMPER	21
Persons in household age 5 to 18	HH5TO18	73
Persons in household under age 15	HUNDER15	65
Persons in household under age 18	HUNDER18	284
PMSA rank	HG-PMSA	53
Public assistance	HPAW-YN	150
Public assistance income	HPAWVAL	151
Public housing project	HPUBLIC	79
Record type indicator	HHPOS	7
Reduced rent, Federal, State, or local government paid part of cost	HLORENT	80
Region	HG-REG	44
Rental income	HRNTVAL	206
Rental payments	HRNT-YN	205
Retirement income	HRETVAL	182
Retirement payments	HRET-YN	181

Item	Mnemonic	Location
Self employment income	HSEVAL	104
Social Security income	HSSVAL	136
Social Security payments	HSS-YN	135
Sunbelt recode	HSUN	291
Supplemental Security benefits	HSSI-YN	143
Supplemental Security income	HSSIVAL	144
Survivor benefits	HSUR-YN	165
Survivor income	HSURVAL	161
Telephone available	H-TELA VL	40
Telephone in household	H-TELHHD	38
Telephone interview acceptable	H-TELINT	42
Tenure	H-TENURE	36
Unemployment compensation	HINC-UC	119
Unemployment compensation income	HUCVAL	120
Unique household identification	H-IDNUM	325
Veterans payments income	HVET-YN	157
Veterans payments income	HVETVAL	158
Wage and salary	HINC-WS	95
Wages and salaries value	HWSVAL	96
Worker's compensation income	HWCVAL	128
Workers compensation	HINC-WC	127
Year of survey - last digit	H-YEAR	28

Family Record

Item	Mnemonic	Location
Alimony income	FALMVAL	182
Alimony payments	FINC-ALM	181
Child support payments	FINC-CSP	173
Child support value	FCSPVAL	174
Disability income	FDISVAL	126
Disability payments	FINC-DIS	125
Dividend income	FDIVVAL	150
Dividend payments	FINC-DIV	149
Education benefits	FINC-ED	165
Education income	FEDVAL	166
Family earnings, total value	FEARNVAL	213
Family income - other	FOIVAL	198
Family income, total other	FOTHVAL	221
Family record	FRECORD	1
Family spouse index to persons record	FSPOUIDX	19
Family type	FTYPE	10
Farm income	FFRVAL	64
Farm self-employment	FINC-FR	63
Financial assistance income	FFINVAL	190
Financial assistance payments	FINC-FIN	189
Household sequence number	FH-SEQ	5
Income percentiles	FPCTCUT	30
Index to persons record of family husband	FHUSBIDX	17
Index to persons record of family reference person	FHEADIDX	13
Index to persons record of family wife	FWIFEIDX	15
Interest income	FINTVAL	142
Interest payments	FINC-INT	141
Kind of family	FKIND	9
Last member of family to person record index. Primary family excludes related subfamily members	FMLASIDX	23
Last member of family to person record index. Primary family includes related subfamily members	FLASTIDX	21
Low income cutoff dollar amount	FPOVCUT	32
Low income cutoff dollar amount of related subfamily	FRSPPCT	42
Number of persons in family	FPERSONS	11
Other income payments	FINC-OI	197
Own business self-employment	FINC-SE	55
Own children in family under 6	FOWNU6	25
Own never married children under 18	FOWNU18	27
Own never married children under 18 by age	FAGEU18	26
Public assistance family income	FPAWVAL	103
Public assistance or welfare benefits	FINC-PAW	102
Ratio of family income to low-income level	FAMLIS	37
Ratio of family income to low-income level	POVLL	38
Ratio of related subfamily income to low-income level	FRSPOV	40
Record type and sequence indicator	FFPOS	7
Record type and sequence indicator	FFPOSOLD	241
Related persons in family under 18	FRELU18	29
Related persons in family under 6	FRELU6	28
Rental family income	FRNTVAL	158
Rental payments	FINC-RNT	157
Retirement family income	FRETVAL	134
Retirement payments	FINC-RET	133
Self employment income	FSEVAL	56

Item	Mnemonic	Location
Social Security benefits	FINC-SS	87
Social Security family income	FSSVAL	88
Spanish origin of reference person or spouse	FSPANISH	231
Supplemental Security benefits	FINC-SSI	95
Supplemental Security family income	FSSIVAL	96
Survivor family income	FSURVAL	118
Survivor's payments	FINC-SUR	117
Total family income	FTOTVAL	205
Total family income recode	FTOT-R	229
Unemployment compensation	FINC-UC	71
Unemployment compensation family income	FUCVAL	72
Veteran payments family income	FVETVAL	110
Veterans benefits	FINC-VET	109
Wage and salary	FINC-WS	47
Wages and salaries family income	FWSVAL	48
Worker's compensation family income	FWCVAL	80
Workers compensation	FINC-WC	79

Person Record

Item	Mnemonic	Location
Absent from job or business or on layoff last week	A-JOBABS	89
Absent from work last week, reason	A-WHYABS	91
Activity most of last week	A-MAJACT	74
AFDC or ADC payments in 1991	A-S58E	830
AFDC or some other type of assistance received	PAW-TYP	349
Age	A-AGE	15
Age allocation flag	A%AGE	542
Age at marriage	A-AGEMAR	898
Age of award	A-AAWARD	904
Age of change of the award	A-CAWARD	
Age of mother at the time of award	A-TWARD	906
Age recode, persons 15+ years	AGE1	40
Alimony income received	ALM-VAL	468
Alimony or maintenance payments awarded in last divorce/separation	A-S63	842
Alimony or maintenance payments to be received in 1991	A-S64	844
Alimony payments	ALM-YN	467
Allocation flag for April supplement	A%S29B	860
Allocation flag for April supplement	A%S30	861
Allocation flag for April supplement	A%S31	862
Allocation flag for April supplement	A%S33	863
Allocation flag for April supplement	A%S34	864
Allocation flag for April supplement	A%S35	865
Allocation flag for April supplement	A%S36	866
Allocation flag for April supplement	A%S37	867
Allocation flag for April supplement	A%S39	868
Allocation flag for April supplement	A%S40	869
Allocation flag for April supplement	A%S41A	870
Allocation flag for April supplement	A%S41B	871
Allocation flag for April supplement	A%S42	872
Allocation flag for April supplement	A%S43	873
Allocation flag for April supplement	A%S44	874
Allocation flag for April supplement	A%S45	875
Allocation flag for April supplement	A%S46	876
Allocation flag for April supplement	A%S47	877
Allocation flag for April supplement	A%S48	878
Allocation flag for April supplement	A%S49	879
Allocation flag for April supplement	A%S50	880
Allocation flag for April supplement	A%S51	881
Allocation flag for April supplement	A%S53	882
Allocation flag for April supplement	A%S54	883
Allocation flag for April supplement	A%S55	884
Allocation flag for April supplement	A%S56	885
Allocation flag for April supplement	A%S57	886
Allocation flag for April supplement	A%S58	887
Allocation flag for April supplement	A%S60	888
Allocation flag for April supplement	A%S61	889
Allocation flag for April supplement	A%S62	890
Allocation flag for April supplement	A%S63	891
Allocation flag for April supplement	A%S64	892
Allocation flag for April supplement	A%S66	893
Allocation flag for April supplement	A%S67	894
Allocation flag for April supplement	A%S68	895
Allocation flag for April supplement	A%S69	896
Allocation flag for basic CPS	A%AVAIL	569

Item	Mnemonic	Location
Allocation flag for basic CPS	A%CLSWKR	574
Allocation flag for basic CPS	A%ENRCHK	594
Allocation flag for basic CPS	A%ENRLW	595
Allocation flag for basic CPS	A%FTABS	563
Allocation flag for basic CPS	A%FTPT	597
Allocation flag for basic CPS	A%FTREAS	557
Allocation flag for basic CPS	A%HGA	547
Allocation flag for basic CPS	A%HRS	554
Allocation flag for basic CPS	A%HRSCHK	555
Allocation flag for basic CPS	A%HSCOL	596
Allocation flag for basic CPS	A%IND	572
Allocation flag for basic CPS	A%JOBABS	560
Allocation flag for basic CPS	A%LFSR	551
Allocation flag for basic CPS	A%LINENO	539
Allocation flag for basic CPS	A%LKFTPT	568
Allocation flag for basic CPS	A%LKWK	564
Allocation flag for basic CPS	A%LOSTIM	558
Allocation flag for basic CPS	A%MAJACT	552
Allocation flag for basic CPS	A%MARITL	543
Allocation flag for basic CPS	A%MTHD	565
Allocation flag for basic CPS	A%OCC	573
Allocation flag for basic CPS	A%OVRTIM	559
Allocation flag for basic CPS	A%PAYABS	562
Allocation flag for basic CPS	A%USLFT	556
Allocation flag for basic CPS	A%WHENLJ	571
Allocation flag for basic CPS	A%WHYABS	561
Allocation flag for basic CPS	A%WHYLK	566
Allocation flag for basic CPS	A%WHYNA	570
Allocation flag for basic CPS	A%WKSLK	567
Allocation flag for basic CPS, sex	A%SEX	545
Allocation flag for basic CPS, spouse's line number	A%SPOUSE	544
Allocation flag for basic CPS, veteran status	A%VET	546
Allocation flag for March supplement	I-ALMVAL	655
Allocation flag for March supplement	I-ALMYN	654
Allocation flag for March supplement	I-CHAMP	683
Allocation flag for March supplement	I-CSPVAL	653
Allocation flag for March supplement	I-CSPYN	652
Allocation flag for March supplement	I-DISCS	632
Allocation flag for March supplement	I-DISHP	631
Allocation flag for March supplement	I-DISSC1	629
Allocation flag for March supplement	I-DISSC2	630
Allocation flag for March supplement	I-DISTYP	634
Allocation flag for March supplement	I-DISVL1	635
Allocation flag for March supplement	I-DISVL2	636
Allocation flag for March supplement	I-DISYN	633
Allocation flag for March supplement	I-DIVVAL	645
Allocation flag for March supplement	I-DIVYN	644
Allocation flag for March supplement	I-EDTYP1	649
Allocation flag for March supplement	I-EDTYP2	650
Allocation flag for March supplement	I-EDYN	648
Allocation flag for March supplement	I-ERNSRC	679
Allocation flag for March supplement	I-ERNVAL	599
Allocation flag for March supplement	I-ERNYN	598
Allocation flag for March supplement	I-FINVAL	657
Allocation flag for March supplement	I-FINYN	656
Allocation flag for March supplement	I-FRMVAL	605
Allocation flag for March supplement	I-FRMYN	604

Item	Mnemonic	Location
Allocation flag for March supplement	I-HIELSE	688
Allocation flag for March supplement	I-HIEMP	686
Allocation flag for March supplement	I-HIOWN	685
Allocation flag for March supplement	I-HIP Aid	687
Allocation flag for March supplement	I-HIYN	684
Allocation flag for March supplement	I-HRCHK	668
Allocation flag for March supplement	I-HRSWK	667
Allocation flag for March supplement	I-INDUS	673
Allocation flag for March supplement	I-INTVAL	643
Allocation flag for March supplement	I-INTYN	642
Allocation flag for March supplement	I-LJCW	672
Allocation flag for March supplement	I-LKSTR	664
Allocation flag for March supplement	I-LKWE EK	663
Allocation flag for March supplement	I-LOSEWK	662
Allocation flag for March supplement	I-MCAID	682
Allocation flag for March supplement	I-MCARE	681
Allocation flag for March supplement	I-NOEMP	680
Allocation flag for March supplement	I-NWLKWK	660
Allocation flag for March supplement	I-NWLOOK	659
Allocation flag for March supplement	I-OCCUP	674
Allocation flag for March supplement	I-OEDVAL	651
Allocation flag for March supplement	I-OIVAL	658
Allocation flag for March supplement	I-PAWMO	618
Allocation flag for March supplement	I-PAWTYP	616
Allocation flag for March supplement	I-PAWVAL	617
Allocation flag for March supplement	I-PAWYN	615
Allocation flag for March supplement	I-PENINC	690
Allocation flag for March supplement	I-PENPLA	689
Allocation flag for March supplement	I-PHMEMP	666
Allocation flag for March supplement	I-PTRSN	671
Allocation flag for March supplement	I-PTWKS	670
Allocation flag for March supplement	I-PTYN	669
Allocation flag for March supplement	I-PYRSN	665
Allocation flag for March supplement	I-RETSC1	638
Allocation flag for March supplement	I-RETSC2	639
Allocation flag for March supplement	I-RETVL1	640
Allocation flag for March supplement	I-RETVL2	641
Allocation flag for March supplement	I-RETYN	637
Allocation flag for March supplement	I-RNTVAL	647
Allocation flag for March supplement	I-RNTYN	646
Allocation flag for March supplement	I-RSNNOT	661
Allocation flag for March supplement	I-SEVAL	603
Allocation flag for March supplement	I-SEYN	602
Allocation flag for March supplement	I-SSIVAL	614
Allocation flag for March supplement	I-SSIYN	613
Allocation flag for March supplement	I-SSVAL	612
Allocation flag for March supplement	I-SSYN	611
Allocation flag for March supplement	I-SURSC1	625
Allocation flag for March supplement	I-SURSC2	626
Allocation flag for March supplement	I-SURTYP	624
Allocation flag for March supplement	I-SURVL1	627
Allocation flag for March supplement	I-SURVL2	628
Allocation flag for March supplement	I-SURYN	623
Allocation flag for March supplement	I-UCVAL	607
Allocation flag for March supplement	I-UCYN	606
Allocation flag for March supplement	I-VETQVA	622
Allocation flag for March supplement	I-VETTYP	620

Item	Mnemonic	Location
Allocation flag for March supplement	I-VETVAL	621
Allocation flag for March supplement	I-VETYN	619
Allocation flag for March supplement	I-WCTYP	609
Allocation flag for March supplement	I-WCVL	610
Allocation flag for March supplement	I-WCYN	608
Allocation flag for March supplement	I-WKCHK	678
Allocation flag for March supplement	I-WKSWK	677
Allocation flag for March supplement	I-WORKYN	675
Allocation flag for March supplement	I-WSVAL	601
Allocation flag for March supplement	I-WSYN	600
Allocation flag for March supplement	I-WTEMP	676
Any work allocation flag	A%ANYWK	553
Any work done last week	A-ANYWK	75
Attending or enrolled in high school, college, or university	A-ENRLW	181
Attending or enrolled in high school, college, or university	A-HSCOL	183
Available for a job if offered one	A-AVAIL	119
Check Item	A-S29A	701
Check item	A-S38	735
Check item	A-S52	797
Check item	A-S65	846
Check item - marital status	A-S59	832
Child covered by health insurance	CH-HI	538
Child covered by medicare	CH-MC	537
Child from most recent divorce or separation	A-S33	716
Child support actually received in 1991	A-S50A	793
Child support amount officially changed	A-S42	766
Child support payments agreed to or awarded	A-S37	733
Child support payments received	CSP-YN	461
Child support payments value	CSP-VAL	462
Child support received in 1991	A-S45	773
Children (own or adopted)	A-S29B	702
Children in household	HIELSE2	528
Children not in household	HIELSE3	529
Children under 21 with parent living elsewhere	A-S30	704
Children under 21 with parent living elsewhere, line number	A-S31A	706
Children under 21 with parent living elsewhere, line number	A-S31B	708
Children under 21 with parent living elsewhere, line number	A-S31C	710
Children under 21 with parent living elsewhere, line number	A-S31D	712
Civilian labor force status	A-CIVLF	197
Class of worker	A-CLSWKR	131
Class of worker	LJCW	236
Class of worker recode	A-RCOW	211
Contacted agency for aid in obtaining child support	A-S55	803
Covered by Champus, VA, or military health care	CHAMP	522
Current activity/reason not looking	A-NLFREA	190
Days spent with mother/father during 1991	A-S36	730
Days spent with mother/father during 1991	A-S36A	728
Detailed industry code	A-DTIND	204
Detailed occupation code	A-DTOCC	208
Disability income other than Social Security or Veterans benefits	DIS-YN	392
Disability income, other	DIS-SC2	395
Disability income, source 1	DIS-VAL1	397
Disability income, source 2	DIS-VAL2	402
Disability income, total	DSAB-VAL	407
Dividends received	DIV-YN	438
Divorced or separated	A-S60	834

Item	Mnemonic	Location
Earners Status Recode	EARNER	248
Earnings before deductions, value	ERN-VAL	275
Earnings from employer or self-employment, value	TCERNVAL	693
Earnings from longest job	ERN-YN	274
Earnings, total value	PEARVAL	495
Educational assistance	ED-YN	451
Educational assistance, government	OED-TYP1	452
Educational assistance, other	OED-TYP3	454
Educational assistance, scholarships, grants etc.	OED-TYP2	453
Educational assistance, total value	ED-VAL	455
Employment status, time worked or lost	A-WKSCH	195
Expanded relationship code	A-EXPRRP	13
Experienced labor force employment status	A-EXPLF	193
Family number	A-FAMNUM	29
Family relationship	A-FAMREL	32
Family relationship, primary and unrelated subfamily only	FAMREL	35
Family type	A-FAMTYP	31
Farm self employment income	TCFFMVAL	696
Farm self-employment	FRMOTR	309
Farm self-employment	FRSE-YN	315
Farm self-employment earnings value	FRM-VAL	310
Farm self-employment earnings, total value	FRSE-VAL	316
Financial assistance	FIN-YN	473
Financial assistance income	FIN-VAL	474
FIPS State code	GRIN-ST	263
Food stamps in 1991	A-S58B	824
Frequency of child support payments	A-S48	779
Full-time labor force	A-FTLF	199
Full/part-time status	A-WKSTAT	192
Full/part-time worker	WEXP	243
Group health insurance, including dependents	COV-GH	535
Health insurance availability	A-S51	795
Health insurance included in child support agreement	A-S44	771
Health insurance plan coverage in own name	HIOWN	524
Health insurance plan offered through employer or union	HIEMP	525
Health plan portion paid by employer or union	HIPAIID	526
Health problem or a disability which prevents working	DIS-HP	390
Highest grade attended	A-HGA	22
Hours worked last week at all jobs	A-HRS1	77
Hours worked per week	HRSWK	228
Household and Family Status	HHDFMX	37
Household sequence number	PH-SEQ	2
Household summary	HHREL	34
Income received, other	OI-YN	481
Income sources, other	OI-OFF	479
Income, other	OI-VAL	482
Income, other persons total value	POTHVAL	508
Industry	A-IND	125
Industry of longest job	INDUSTRY	237
Industry of longest job by detailed groups	WEIND	255
Industry of longest job by major industry group	WEMIND	257
Interest income received	INT-VAL	433
Interest received	INT-YN	432
Interview status	A-INSTA	897
Interviewer check item	A-ENRCHK	179
Interviewer check item	HRCHECK	230
Interviewer check item	WRK-CK	532

Item	Mnemonic	Location
Interviewer check item	A-HRSCHK	79
Interviewer check item	WKCHECK	220
Job not taken, reason	A-WHYNA	121
Joint legal custody by father/mother	A-S35A	722
Joint legal custody nor visitation privileges of father/mother	A-S35C	726
Labor force status recode	A-LFSR	187
Last time worked at a full/part-time job	A-WHENLJ	123
Length of marriage	A-LENMAR	900
Length of time looking for work	A-WKSLK	115
Line number	A-LINENO	9
Longest job class of worker	WECLW	250
Longest job class of worker recode	CLWK	249
Looking for full/part-time work	A-LKFTPT	117
Looking for job, did nothing	A-MTHD6	109
Looking for job, employer directly	A-MTHD3	103
Looking for job, friends or relatives	A-MTHD4	105
Looking for job, other methods	A-MTHD7	111
Looking for job, placed or answered ads	A-MTHD5	107
Looking for job, private employment agency	A-MTHD2	101
Looking for job, public employment agency	A-MTHD1	99
Looking for work	NWLOOK	214
Looking for work during past 4 weeks	A-LKWK	97
Looking for work, reason	A-WHYLK	113
Lost time or time taken off from work, any reason	A-LOSTIM	85
Low-income level of persons recode	PERLIS	519
Major industry code	A-MJIND	202
Major occupation code	A-MJOCC	206
March to April match level	A-MCHLEV	921
Marital status	A-MARITL	17
Marital status of child	A-S32	714
Medicaid coverage	MCAID	521
Medicaid coverage in 1991	A-S58A	822
Medicare coverage	MCARE	520
Method child support payments received	A-S46	775
Migration recode	MIG-MTR1	265
Migration recode	MIG-MTR3	267
Migration recode	MIG-MTR4	268
Money earned from other work	ERN-OTR	282
MSA status description of residence	GRN-PLAC	271
No dividends received	DIV-NON	439
Nonfarm self employment income	TCSEVAL	695
Not looking for work reason	PYRSN	226
Number of children covered by other child support orders	A-S54	801
Number of employers	PHMEMPRS	227
Number of hours working at time of last separation	A-S68	856
Occupation	A-OCC	128
Occupation of longest job	OCCUP	240
Occupation of longest job	POCCU2	251
Occupation of longest job by major groups	WEMOCG	253
Origin	A-REORGN	27
Origin allocation flag for basic CPS	A%ORIGIN	550
Other children covered by child support	A-S53	799
Other children covered by child support agreement	A-S39	737
Other children covered by child support agreement, line number	A-S39A	739
Other children covered by child support agreement, line number	A-S39B	741
Other children covered by child support agreement, line number	A-S39C	743
Other children covered by child support agreement, line number	A-S39D	745

Item	Mnemonic	Location
Other wage and salary earnings	WAGEOTR	283
Others in household	HIELSE5	531
Overtime work or worked at more than one job	A-OVRTIM	87
Own business self-employment	SEMP-YN	302
Own business self-employment earnings, other work	SE-VAL	297
Own business self-employment earnings, total value	SEMP-VAL	303
Own business self-employment, other work	SEOTR	296
Own kids, number of	A-OWNKID	902
Parent's line number	A-PARENT	11
Parent's line number allocation flag for basic CPS	A%PARENT	541
Parent(s) present	PARENT	39
Pension or retirement income other than Social Sec. or Veterans benefits	RET-YN	413
Pension plan participant	PENINCL	534
Pension plan provided by employer or union	PENPLAN	533
Percent of child support due that was actually received	A-PERCEN	908
Person income, total	PTOT-R	517
Person income, total	PTOTVAL	487
Person record	PRECORD	1
Persons living in house last year	MIGSAME	261
Persons who work for employer, total number of	NOEMP	273
Place description of residence last year	PLACDSCP	272
Previous residence in sunbelt	MIGSUN	270
Previous residence region	GRIN-REG	262
Primary family relationship	A-PFREL	33
Private health insurance plan coverage	HI-YN	523
Private health insurance, including dependents	COV-HI	536
Property settlement after last divorce, no settlement	A-S66C	852
Property settlement after last divorce, one-time cash	A-S66A	848
Property settlement after last divorce, other	A-S66B	850
Public assistance or welfare value received	PAW-VAL	352
Public assistance received	PAW-YN	348
Public housing assistance in 1991	A-S58C	826
Race	A-RACE	25
Race allocation flag for basic CPS	A%RACE	549
Reason child support payment not received in 1991	A-S47	777
Reason for not working	RSNNOTW	217
Reason not covered by child support order	A-S40A	747
Reason not covered by child support order	A-S40B	749
Reason not covered by child support order	A-S40C	751
Reason not covered by child support order	A-S40D	753
Reason not covered by child support order	A-S40E	755
Reason not covered by child support order	A-S40F	757
Reason not covered by child support order	A-S40G	759
Reason not covered by child support order	A-S40H	761
Record type and sequence indicator	PPPOS	7
Record type and sequence indicator	PPPOSOLD	133
Relationship to reference person allocation flag for basic CPS	A%RRP	540
Rent income	RNT-VAL	446
Rent income received	RNT-YN	445
Retire or leave a job for health reasons	DIS-CS	391
Retirement income received, total	RTM-VAL	426
Retirement income source, type 1	RET-SC1	414
Retirement income, other, type 2	RET-SC2	415
Retirement income, type 1	RET-VAL1	416
Retirement income, type 2	RET-VAL2	421
School enrollment, full-time or part-time	A-FTPT	185

Item	Mnemonic	Location
Self only in household	HIELSE4	530
Sequence number of parent in household	PRNT-PTR	48
Sequence number pointer to family record	PF-SEQ	46
Sequence number pointer to own family record in household	PHF-SEQ	44
Sex	A-SEX	20
Social Security payments received	SS-YN	337
Social Security payments received, value	SS-VAL	338
Social Security payments, months received	PAW-MON	350
Source of earnings from longest job	ERN-SRCE	281
Source of income	DIS-SC1	393
Spouse in household	HIELSE1	527
Spouse's line number	A-SPOUSE	18
State code for A-S34	A-S34A	720
State mother/father live in	A-S34	718
Status of person identifier	P-STAT	26
Stock dividends value	DIV-VAL	440
Supplement weight	A-SUPWGT	911
Supplemental Security income	SSI-VAL	344
Supplemental Security income received	SSI-YN	343
Supplemental unemployment benefits received	SUBUC	323
Survivor's benefits other than Social Security or Veterans benefits	SUR-YN	369
Survivor's income received, total	SRVS-VAL	384
Survivor's income, source 1	SUR-SC1	370
Survivor's income, source 1	SUR-VAL1	374
Survivor's income, source 2	SUR-SC2	372
Survivor's income, source 2	SUR-VAL2	379
Temporary, part-time, or seasonal work	WTEMP	213
Total amount of child support actually received in 1991	A-S50	787
Total amount of child support to be received in 1991	A-S49	781
Total wage and salary earnings value	WSAL-VAL	290
Type of help received in obtaining child support	A-S56A	805
Type of help received in obtaining child support	A-S56B	807
Type of help received in obtaining child support	A-S56C	809
Type of help received in obtaining child support	A-S56D	811
Type of help received in obtaining child support	A-S56E	813
Type of help received in obtaining child support	A-S56F	815
Type of help received in obtaining child support	A-S56G	817
Unemployment compensation benefits	UC-YN	322
Unemployment compensation benefits value	UC-VAL	325
Unemployment, reason	A-UNTYPE	188
Union unemployment or strike benefits received	STRKUC	324
VA annual income questionnaire requirement	VET-QVA	363
Veteran	A-VET	21
Veterans payments income	VET-VAL	364
Veterans payments received	VET-YN	357
Veterans payments, type 1	VET-TYP1	358
Veterans payments, type 2	VET-TYP2	359
Veterans payments, type 3	VET-TYP3	360
Veterans payments, type 4	VET-TYP4	361
Veterans payments, type 5	VET-TYP5	362
Visitation privileges of father/mother	A-S35B	724
Wage and salary earnings in ERN-YN or WAGEOTR	WSAL-YN	289
Wage and salary earnings, other, value	WS-VAL	284
Wage and salary income	TCWSVAL	694
Wages or salary received during week	A-PAYABS	93
Weeks looking for job	WEUEMP	247
Weeks looking for work	LKWEEKS	223

Item	Mnemonic	Location
Weeks looking for work in one stretch	LKSTRCH	225
Weeks looking for work on layoff	NWLKWK	215
Weeks lost from work	LOSEWKS	221
Weeks nonworker looked for job	WELKNW	246
Weeks worked	LKNONE	222
Weeks worked	WKSWORK	218
Weeks worked last year	WEWKRS	245
Weeks worked less than 35 hours	PTWEEKS	232
Welfare or general assistance payments in 1991	A-S58D	828
Work at job or business during year	WORKYN	212
Worked 35 hours or more a week at job	A-USLFT	81
Worked 35 hours or more per week	A-FTABS	95
Worked less than 35 hours	PTYN	231
Worked less than 35 hours per week, reason	PTRSN	234
Worker's compensation payments received	WC-YN	330
Worker's compensation payments, type	WC-TYPE	331
Worker's compensation payments, value	WC-VAL	332
Working any time during 5 years before last separation	A-S69	858
Working at time of last separation	A-S67	854
Works 35 hours or more a week at job	A-FTREAS	83
Year agency last contacted for help in obtaining child support	A-S57	819
Year child support payments first agreed to or awarded	A-S41	763
Year of child support amount change	A-S43	768
Year of divorce or separation	A-S61	836
Year of marriage	A-S62	839

DATA DICTIONARY ALPHABETICAL VARIABLE LISTING
 Current Population Survey, March/April 1992 Match File

Household Record

Mnemonic	Item	Location
H%HHNUM	Allocation flags for basic CPS	301
H%LIVQRT	Allocation flags for basic CPS	302
H%TELA VL	Allocation flags for basic CPS	305
H%TELHHD	Allocation flags for basic CPS	304
H%TELINT	Allocation flags for basic CPS	306
H%TENURE	Allocation flags for basic CPS	300
H-FAMINC	Control Card Family Income	10
H-HHNUM	Household number	30
H-HHTYPE	Household type	20
H-IDNUM	Unique household identification	325
H-LIVQRT	Living quarters type	32
H-MIS	Month in sample	29
H-MONTH	Month of survey	26
H-NUMPER	Persons in household	21
H-RESPNM	Household respondent line number	12
H-SEQ	Household sequence number	2
H-TELA VL	Telephone available	40
H-TELHHD	Telephone in household	38
H-TELINT	Telephone interview acceptable	42
H-TENURE	Tenure	36
H-TYPE	Household type	25
H-TYPEBC	Housing unit type	34
H-YEAR	Year of survey - last digit	28
HALM-YN	Alimony payments received	229
HALMVAL	Alimony payments income	230
HCCC-R	Central city MSA status code	63
HCHAMP	Champus, VA, or military health care	281
HCHI	Children covered by other health insurance	69
HCHINNO	Children covered by insurance of person not living in household	72
HCHINO	Children covered by insurance of person not living in household	70
HCHINRH	Children covered by insurance of person not living in household	71
HCMCARE	Children covered by Medicare	67
HCMCENO	Children covered by Medicare	68
HCSP-YN	Child support payments	221
HCSPVAL	Child support income	222
HDIS-YN	Disability benefits	168
HDISVAL	Disability income	174
HDIV-YN	Dividend payments	197
HDIVVAL	Dividend income	198
HEARNVAL	Household earnings, total value	261
HED-YN	Educational assistance benefits	213
HEDVAL	Education assistance income	214
HENGAST	Energy assistance benefits	90
HENGVAL	Energy assistance income	91
HFARM	Farm definition	64
HFDVAL	Food stamps value	86
HFIN-YN	Financial assistance payments	237
HFINVAL	Financial assistance income	238
HFLUNCH	Children receiving free or reduced price lunches	77
HFLUNNO	Children receiving free lunch	78

Mnemonic	Item	Location
HFOODMO	Food stamps, months covered	84
HFOODNO	Food stamps, children covered	82
HFOODSP	Food stamps recipients	81
HFRVAL	Farm income	112
HG-CMSA	CMSA code	58
HG-MSAC	MSA or PMSA FIPS Code	49
HG-MSAR	MSA or CMSA rank	55
HG-PMSA	PMSA rank	53
HG-REG	Region	44
HG-ST60	1960 Census State code	45
HG-STRN	1980 State rank	47
HH5TO18	Persons in household age 5 to 18	73
HHI-YN	Health insurance coverage	282
HHINC	Household income, total	277
HHOTLUN	Hot lunch eaten by children at school	75
HHOTNO	Hot lunch, number of children who ate at school	76
HHPOS	Record type indicator	7
HHSTATUS	Household status	283
HINC-FR	Farm self-employment	111
HINC-SE	Own business self-employment	103
HINC-UC	Unemployment compensation	119
HINC-WC	Workers compensation	127
HINC-WS	Wage and salary	95
HINT-YN	Interest payments	189
HINTVAL	Interest income	190
HLORENT	Reduced rent, Federal, State, or local government paid part of cost	80
HMCAID	Medicaid coverage	280
HMCARE	Medicare coverage	279
HMSA-R	Modified MSA status code	62
HMSSZ	MSA size	60
HNUMFAM	Families in household	23
HOI-YN	Income payments, other	245
HOIVAL	Household income	246
HOTHVAL	Income, value of other types	269
HPAW-YN	Public assistance	150
HPAWVAL	Public assistance income	151
HPCTCUT	Household income percentiles, national rank	287
HPMSASZ	MSA/PMSA size	61
HPUBLIC	Public housing project	79
HRECORD	Household record	1
HRET-YN	Retirement payments	181
HRETVAL	Retirement income	182
HRNT-YN	Rental payments	205
HRNTVAL	Rental income	206
HSEVAL	Self employment income	104
HSS-YN	Social Security payments	135
HSSI-YN	Supplemental Security benefits	143
HSSIVAL	Supplemental Security income	144
HSSVAL	Social Security income	136
HSUN	Sunbelt recode	291
HSUR-YN	Survivor benefits	165
HSURVAL	Survivor income	161
HTOP5PCT	Household income percentiles	286
HTOTVAL	Household income, total value	253
HUCVAL	Unemployment compensation income	120
HUNDER15	Persons in household under age 15	65
HUNDER18	Persons in household under age 18	284

Mnemonic	Item	Location
HUUNITS	Number of units in this structure	9
HVET-YN	Veterans payments income	157
HVETVAL	Veterans payments income	158
HWCVAL	Worker's compensation income	128
HWSVAL	Wages and salaries value	96
I-HCHI	Allocation flags for supplement household items	309
I-HCHINN	Allocation flags for supplement household items	312
I-HCHINO	Allocation flags for supplement household items	310
I-HCHINR	Allocation flags for supplement household items	311
I-HCMCAR	Allocation flags for supplement household items	307
I-HCMCEN	Allocation flags for supplement household items	308
I-HENGAS	Allocation flags for supplement household items	323
I-HENGVA	Allocation flags for supplement household items	324
I-HFDVAL	Allocation flags for supplement household items	320
I-HFLUNN	Allocation flags for supplement household items	316
I-HFOODM	Allocation flags for supplement household items	322
I-HFOODN	Allocation flags for supplement household items	321
I-HFOODS	Allocation flags for supplement household items	319
I-HHOTLU	Allocation flags for supplement household items	313
I-HHOTNO	Allocation flags for supplement household items	314
I-HLOREN	Allocation flags for supplement household items	318
I-HPUBLI	Allocation flags for supplement household items	317
INDCCODE	Individual Central City Code	290

Family Record

Mnemonic	Item	Location
FAGEU18	Own never married children under 18 by age	26
FALMVAL	Alimony income	182
FAMLIS	Ratio of family income to low-income level	37
FCSPVAL	Child support value	174
FDISVAL	Disability income	126
FDIVVAL	Dividend income	150
FEARNVAL	Family earnings, total value	213
FEDVAL	Education income	166
FFINVAL	Financial assistance income	190
FFPOS	Record type and sequence indicator	7
FFPOSOLD	Record type and sequence indicator	241
FFRVAL	Farm income	64
FH-SEQ	Household sequence number	5
FHEADIDX	Index to persons record of family reference person	13
FHUSBIDX	Index to persons record of family husband	17
FINC-ALM	Alimony payments	181
FINC-CSP	Child support payments	173
FINC-DIS	Disability payments	125
FINC-DIV	Dividend payments	149
FINC-ED	Education benefits	165
FINC-FIN	Financial assistance payments	189
FINC-FR	Farm self-employment	63
FINC-INT	Interest payments	141
FINC-OI	Other income payments	197
FINC-PAW	Public assistance or welfare benefits	102
FINC-RET	Retirement payments	133
FINC-RNT	Rental payments	157
FINC-SE	Own business self-employment	55
FINC-SS	Social Security benefits	87
FINC-SSI	Supplemental Security benefits	95
FINC-SUR	Survivor's payments	117
FINC-UC	Unemployment compensation	71
FINC-VET	Veterans benefits	109
FINC-WC	Workers compensation	79
FINC-WS	Wage and salary	47
FINTVAL	Interest income	142
FKIND	Kind of family	9
FLASTIDX	Last member of family to person record index. Primary family includes related subfamily members	21
FMLASIDX	Last member of family to person record index. Primary family excludes related subfamily members	23
FOIVAL	Family income - other	198
FOTHVAL	Family income, total other	221
FOWNU18	Own never married children under 18	27
FOWNU6	Own children in family under 6	25
FPAWVAL	Public assistance family income	103
FPCTCUT	Income percentiles	30
FPERSONS	Number of persons in family	11
FPOVCUT	Low income cutoff dollar amount	32
FRECORD	Family record	1
FRELU18	Related persons in family under 18	29
FRELU6	Related persons in family under 6	28
FRETVAL	Retirement family income	134
FRNTVAL	Rental family income	158

Mnemonic	Item	Location
FRSPOV	Ratio of related subfamily income to low-income level	40
FRSPCT	Low income cutoff dollar amount of related subfamily	42
FSEVAL	Self employment income	56
FSPANISH	Spanish origin of reference person or spouse	231
FSPUIDX	Family spouse index to persons record	19
FSSIVAL	Supplemental Security family income	96
FSSVAL	Social Security family income family income	88
FSURVAL	Survivor family income	118
FTOT-R	Total family income recode	229
FTOTVAL	Total family income	205
FTYPE	Family type	10
FUCVAL	Unemployment compensation family income	72
FVETVAL	Veteran payments family income	110
FWCVL	Worker's compensation family income	80
FWIFEIDX	Index to persons record of family wife	15
FWSVAL	Wages and salaries family income	48
POVLL	Ratio of family income to low-income level	38

Person Record

Mnemonic	Item	Location
A%AGE	Age allocation flag	542
A%ANYWK	Any work allocation flag	553
A%AVAIL	Allocation flag for basic CPS	569
A%CLSWKR	Allocation flag for basic CPS	574
A%ENRCHK	Allocation flag for basic CPS	594
A%ENRLW	Allocation flag for basic CPS	595
A%FTABS	Allocation flag for basic CPS	563
A%FTPT	Allocation flag for basic CPS	597
A%FTREAS	Allocation flag for basic CPS	557
A%HGA	Allocation flag for basic CPS	547
A%HRS	Allocation flag for basic CPS	554
A%HRSCHK	Allocation flag for basic CPS	555
A%HSCOL	Allocation flag for basic CPS	596
A%IND	Allocation flag for basic CPS	572
A%JOBABS	Allocation flag for basic CPS	560
A%LFSR	Allocation flag for basic CPS	551
A%LINENO	Allocation flag for basic CPS	539
A%LKFTPT	Allocation flag for basic CPS	568
A%LKWK	Allocation flag for basic CPS	564
A%LOSTIM	Allocation flag for basic CPS	558
A%MAJACT	Allocation flag for basic CPS	552
A%MARITL	Allocation flag for basic CPS	543
A%MTHD	Allocation flag for basic CPS	565
A%OCC	Allocation flag for basic CPS	573
A%ORIGIN	Origin allocation flag for basic CPS	550
A%OVRTIM	Allocation flag for basic CPS	559
A%PARENT	Parent's line number allocation flag for basic CPS	541
A%PAYABS	Allocation flag for basic CPS	562
A%RACE	Race allocation flag for basic CPS	549
A%RRP	Relationship to reference person allocation flag for basic CPS	540
A%S29B	Allocation flag for April supplement	860
A%S30	Allocation flag for April supplement	861
A%S31	Allocation flag for April supplement	862
A%S33	Allocation flag for April supplement	863
A%S34	Allocation flag for April supplement	864
A%S35	Allocation flag for April supplement	865
A%S36	Allocation flag for April supplement	866
A%S37	Allocation flag for April supplement	867
A%S39	Allocation flag for April supplement	868
A%S40	Allocation flag for April supplement	869
A%S41A	Allocation flag for April supplement	870
A%S41B	Allocation flag for April supplement	871
A%S42	Allocation flag for April supplement	872
A%S43	Allocation flag for April supplement	873
A%S44	Allocation flag for April supplement	874
A%S45	Allocation flag for April supplement	875
A%S46	Allocation flag for April supplement	876
A%S47	Allocation flag for April supplement	877
A%S48	Allocation flag for April supplement	878
A%S49	Allocation flag for April supplement	879
A%S50	Allocation flag for April supplement	880
A%S51	Allocation flag for April supplement	881
A%S53	Allocation flag for April supplement	882
A%S54	Allocation flag for April supplement	883

Mnemonic	Item	Location
A%S55	Allocation flag for April supplement	884
A%S56	Allocation flag for April supplement	885
A%S57	Allocation flag for April supplement	886
A%S58	Allocation flag for April supplement	887
A%S60	Allocation flag for April supplement	888
A%S61	Allocation flag for April supplement	889
A%S62	Allocation flag for April supplement	890
A%S63	Allocation flag for April supplement	891
A%S64	Allocation flag for April supplement	892
A%S66	Allocation flag for April supplement	893
A%S67	Allocation flag for April supplement	894
A%S68	Allocation flag for April supplement	895
A%S69	Allocation flag for April supplement	896
A%SEX	allocation flag for basic CPS, sex	545
A%SPOUSE	Allocation flag for basic CPS, spouse's line number	544
A%USLFT	Allocation flag for basic CPS	556
A%VET	Allocation flag for basic CPS, veteran status	546
A%WHENLJ	Allocation flag for basic CPS	571
A%WHYABS	Allocation flag for basic CPS	561
A%WHYLK	Allocation flag for basic CPS	566
A%WHYNA	Allocation flag for basic CPS	570
A%WKSLK	Allocation flag for basic CPS	567
A-AAWARD	Age of award	904
A-AGE	Age	15
A-AGEMAR	Age at marriage	898
A-ANYWK	Any work done last week	75
A-AVAIL	Available for a job if offered one	119
A-CAWARD	Age of change of the award	903
A-CIVLF	Civilian labor force status	197
A-CLSWKR	Class of worker	131
A-DTIND	Detailed industry code	204
A-DTOCC	Detailed occupation code	208
A-ENRCHK	Interviewer check item	179
A-ENRLW	Attending or enrolled in high school, college, or university	181
A-EXPLF	Experienced labor force employment status	193
A-EXPRRP	Expanded relationship code	13
A-FAMNUM	Family number	29
A-FAMREL	Family relationship	32
A-FAMTYP	Family type	31
A-FTABS	Worked 35 hours or more per week	95
A-FTLF	Full-time labor force	199
A-FIPT	School enrollment, full-time or part-time	185
A-FTREAS	Works 35 hours or more a week at job	83
A-HGA	Highest grade attended	22
A-HRS1	Hours worked last week at all jobs	77
A-HRSCHK	Interviewer check item	79
A-HSCOL	Attending or enrolled in high school, college, or university	183
A-IND	Industry	125
A-INSTA	Interview status	897
A-JOBABS	Absent from job or business or on layoff last week	89
A-LENMAR	Length of marriage	900
A-LFSR	Labor force status recode	187
A-LINENO	Line number	9
A-LKFTPT	Looking for full/part-time work	117
A-LKWK	Looking for work during past 4 weeks	97
A-LOSTIM	Lost time or time taken off from work, any reason	85

Mnemonic	Item	Location
A-MAJACT	Activity most of last week	74
A-MARITL	Marital status	17
A-MCHLEV	March to April match level	921
A-MJIND	Major industry code	202
A-MJOCC	Major occupation code	206
A-MTHD1	Looking for job, public employment agency	99
A-MTHD2	Looking for job, private employment agency	101
A-MTHD3	Looking for job, employer directly	103
A-MTHD4	Looking for job, friends or relatives	105
A-MTHD5	Looking for job, placed or answered ads	107
A-MTHD6	Looking for job, did nothing	109
A-MTHD7	Looking for job, other methods	111
A-NLFREA	Current activity/reason not looking	190
A-OCC	Occupation	128
A-OVRTIM	Overtime work or worked at more than one job	87
A-OWNKID	Own kids, number of	902
A-PARENT	Parent's line number	11
A-PAYABS	Wages or salary received during week	93
A-PERCEN	Percent of child support due that was actually received	908
A-PFREL	Primary family relationship	33
A-RACE	Race	25
A-RCOW	Class of worker recode	211
A-REORGN	Origin	27
A-S29A	Check Item	701
A-S29B	Children (own or adopted)	702
A-S30	Children under 21 with parent living elsewhere	704
A-S31A	Children under 21 with parent living elsewhere, line number	706
A-S31B	Children under 21 with parent living elsewhere, line number	708
A-S31C	Children under 21 with parent living elsewhere, line number	710
A-S31D	Children under 21 with parent living elsewhere, line number	712
A-S32	Marital status of child	714
A-S33	Child from most recent divorce or separation	716
A-S34	State mother/father live in	718
A-S34A	State code for A-S34	720
A-S35A	Joint legal custody by father/mother	722
A-S35B	Visitation privileges of father/mother	724
A-S35C	Joint legal custody nor visitation privileges of father/mother	726
A-S36A	Days spent with mother/father during 1991	728
A-S36	Days spent with mother/father during 1991	730
A-S37	Child support payments agreed to or awarded	733
A-S38	Check item	735
A-S39	Other children covered by child support agreement	737
A-S39A	Other children covered by child support agreement, line number	739
A-S39B	Other children covered by child support agreement, line number	741
A-S39C	Other children covered by child support agreement, line number	743
A-S39D	Other children covered by child support agreement, line number	745
A-S40A	Reason not covered by child support order	747
A-S40B	Reason not covered by child support order	749
A-S40C	Reason not covered by child support order	751
A-S40D	Reason not covered by child support order	753
A-S40E	Reason not covered by child support order	755
A-S40F	Reason not covered by child support order	757
A-S40G	Reason not covered by child support order	759
A-S40H	Reason not covered by child support order	761
A-S41	Year child support payments first agreed to or awarded	763
A-S42	Child support amount officially changed	766

Mnemonic	Item	Location
A-S43	Year of child support amount change	768
A-S44	Health insurance included in child support agreement	771
A-S45	Child support received in 1991	773
A-S46	Method child support payments received	775
A-S47	Reason child support payment not received in 1991	777
A-S48	Frequency of child support payments	779
A-S49	Total amount of child support to be received in 1991	781
A-S50	Total amount of child support actually received in 1991	787
A-S50A	Child support actually received in 1991	793
A-S51	Health insurance availability	795
A-S52	Check item	797
A-S53	Other children covered by child support	799
A-S54	Number of children covered by other child support orders	801
A-S55	Contacted agency for aid in obtaining child support	803
A-S56A	Type of help received in obtaining child support	805
A-S56B	Type of help received in obtaining child support	807
A-S56C	Type of help received in obtaining child support	809
A-S56D	Type of help received in obtaining child support	811
A-S56E	Type of help received in obtaining child support	813
A-S56F	Type of help received in obtaining child support	815
A-S56G	Type of help received in obtaining child support	817
A-S57	Year agency last contacted for help in obtaining child support	819
A-S58A	Medicaid coverage in 1991	822
A-S58B	Food stamps in 1991	824
A-S58C	Public housing assistance in 1991	826
A-S58D	Welfare or general assistance payments in 1991	828
A-S58E	AFDC or ADC payments in 1991	830
A-S59	Check item - marital status	832
A-S60	Divorced or separated	834
A-S61	Year of divorce or separation	836
A-S62	Year of marriage	839
A-S63	Alimony or maintenance payments awarded in last divorce/separation	842
A-S64	Alimony or maintenance payments to be received in 1991	844
A-S65	Check item	846
A-S66A	Property settlement after last divorce, one-time cash	848
A-S66B	Property settlement after last divorce, other	850
A-S66C	Property settlement after last divorce, no settlement	852
A-S67	Working at time of last separation	854
A-S68	Number of hours working at time of last separation	856
A-S69	Working any time during 5 years before last separation	858
A-SEX	Sex	20
A-SPOUSE	Spouse's line number	18
A-SUPWGT	Supplement weight	911
A-TWARD	Age of mother at the time of award	906
A-UNTYPE	Unemployment, reason	188
A-USLFT	Worked 35 hours or more a week at job	81
A-VET	Veteran	21
A-WHENLJ	Last time worked at a full/part-time job	123
A-WHYABS	Absent from work last week, reason	91
A-WHYLK	Looking for work, reason	113
A-WHYNA	Job not taken, reason	121
A-WKSCH	Employment status, time worked or lost	195
A-WKSLK	Length of time looking for work	115
A-WKSTAT	Full/part-time status	192
AGE1	Age recode, persons 15+ years	40
ALM-VAL	Alimony income received	468

Mnemonic	Item	Location
ALM-YN	Alimony payments	467
CH-HI	Child covered by health insurance	538
CH-MC	Child covered by medicare	537
CHAMP	Covered by Champus, VA, or military health care	522
CLWK	Longest job class of worker recode	249
COV-GH	Group health insurance, including dependents	535
COV-HI	Private health insurance, including dependents	536
CSP-VAL	Child support payments value	462
CSP-YN	Child support payments received	461
DIS-CS	Retire or leave a job for health reasons	391
DIS-HP	Health problem or a disability which prevents working	390
DIS-SC1	Source of income	393
DIS-SC2	Disability income, other	395
DIS-VAL1	Disability income, source 1	397
DIS-VAL2	Disability income, source 2	402
DIS-YN	Disability income other than Social Security or Veterans benefits	392
DIV-NON	No dividends received	439
DIV-VAL	Stock dividends value	440
DIV-YN	Dividends received	438
DSAB-VAL	Disability income, total	407
EARNER	Earned Status Recode	248
ED-VAL	Educational assistance, total value	455
ED-YN	Educational assistance	451
ERN-OTR	Money earned from other work	282
ERN-SRCE	Source of earnings from longest job	281
ERN-VAL	Earnings before deductions, value	275
ERN-YN	Earnings from longest job	274
FAMREL	Family relationship, primary and unrelated subfamily only	35
FIN-VAL	Financial assistance income	474
FIN-YN	Financial assistance	473
FRM-VAL	Farm self-employment earnings value	310
FRMOTR	Farm self-employment	309
FRSE-VAL	Farm self-employment earnings, total value	316
FRSE-YN	Farm self-employment	315
GRIN-REG	Previous residence region	262
GRIN-ST	FIPS State code	263
GRN-PLAC	MSA status description of residence	271
HHDFTMX	Household and Family Status	37
HHDREL	Household summary	34
HI-YN	Private health insurance plan coverage	523
HIELSE1	Spouse in household	527
HIELSE2	Children in household	528
HIELSE3	Children not in household	529
HIELSE4	Self only in household	530
HIELSE5	Others in household	531
HIEMP	Health insurance plan offered through employer or union	525
HIOWN	Health insurance plan coverage in own name	524
HIPAI	Health plan portion paid by employer or union	526
HRCHECK	Interviewer check item	230
HRSWK	Hours worked per week	228
I-ALMVAL	Allocation flag for March supplement	655
I-ALMYN	Allocation flag for March supplement	654
I-CHAMP	Allocation flag for March supplement	683
I-CSPVAL	Allocation flag for March supplement	653
I-CSPYN	Allocation flag for March supplement	652
I-DISCS	Allocation flag for March supplement	632

Mnemonic	Item	Location
I-DISHP	Allocation flag for March supplement	631
I-DISSC1	Allocation flag for March supplement	629
I-DISSC2	Allocation flag for March supplement	630
I-DISTYP	Allocation flag for March supplement	634
I-DISVL1	Allocation flag for March supplement	635
I-DISVL2	Allocation flag for March supplement	636
I-DISYN	Allocation flag for March supplement	633
I-DIVVAL	Allocation flag for March supplement	645
I-DIVYN	Allocation flag for March supplement	644
I-EDTYP1	Allocation flag for March supplement	649
I-EDTYP2	Allocation flag for March supplement	650
I-EDYN	Allocation flag for March supplement	648
I-ERNSRC	Allocation flag for March supplement	679
I-ERNVAL	Allocation flag for March supplement	599
I-ERNYN	Allocation flag for March supplement	598
I-FINVAL	Allocation flag for March supplement	657
I-FINYN	Allocation flag for March supplement	656
I-FRMVAL	Allocation flag for March supplement	605
I-FRMYN	Allocation flag for March supplement	604
I-HIELSE	Allocation flag for March supplement	688
I-HIEMP	Allocation flag for March supplement	686
I-HIOWN	Allocation flag for March supplement	685
I-HIP Aid	Allocation flag for March supplement	687
I-HIYN	Allocation flag for March supplement	684
I-HRCHK	Allocation flag for March supplement	668
I-HRSWK	Allocation flag for March supplement	667
I-INDUS	Allocation flag for March supplement	673
I-INTVAL	Allocation flag for March supplement	643
I-INTYN	Allocation flag for March supplement	642
I-LJCW	Allocation flag for March supplement	672
I-LKSTR	Allocation flag for March supplement	664
I-LKWE EK	Allocation flag for March supplement	663
I-LOSEWK	Allocation flag for March supplement	662
I-MCAID	Allocation flag for March supplement	682
I-MCARE	Allocation flag for March supplement	681
I-NOEMP	Allocation flag for March supplement	680
I-NWLKWK	Allocation flag for March supplement	660
I-NWLOOK	Allocation flag for March supplement	659
I-OCCUP	Allocation flag for March supplement	674
I-OEDVAL	Allocation flag for March supplement	651
I-OIVAL	Allocation flag for March supplement	658
I-PAWMO	Allocation flag for March supplement	618
I-PAWTYP	Allocation flag for March supplement	616
I-PAWVAL	Allocation flag for March supplement	617
I-PAWYN	Allocation flag for March supplement	615
I-PENINC	Allocation flag for March supplement	690
I-PENPLA	Allocation flag for March supplement	689
I-PHMEMP	Allocation flag for March supplement	666
I-PTRSN	Allocation flag for March supplement	671
I-PTWKS	Allocation flag for March supplement	670
I-PTYN	Allocation flag for March supplement	669
I-PYRSN	Allocation flag for March supplement	665
I-RETSC1	Allocation flag for March supplement	638
I-RETSC2	Allocation flag for March supplement	639
I-RETVL1	Allocation flag for March supplement	640
I-RETVL2	Allocation flag for March supplement	641

Mnemonic	Item	Location
I-RETYN	Allocation flag for March supplement	637
I-RNTVAL	Allocation flag for March supplement	647
I-RNTYN	Allocation flag for March supplement	646
I-RSNOT	Allocation flag for March supplement	661
I-SEVAL	Allocation flag for March supplement	603
I-SEYN	Allocation flag for March supplement	602
I-SSIVAL	Allocation flag for March supplement	614
I-SSIYN	Allocation flag for March supplement	613
I-SSVAL	Allocation flag for March supplement	612
I-SSYN	Allocation flag for March supplement	611
I-SURSC1	Allocation flag for March supplement	625
I-SURSC2	Allocation flag for March supplement	626
I-SURTYP	Allocation flag for March supplement	624
I-SURVL1	Allocation flag for March supplement	627
I-SURVL2	Allocation flag for March supplement	628
I-SURYN	Allocation flag for March supplement	623
I-UCVAL	Allocation flag for March supplement	607
I-UCYN	Allocation flag for March supplement	606
I-VETQVA	Allocation flag for March supplement	622
I-VETYP	Allocation flag for March supplement	620
I-VETVAL	Allocation flag for March supplement	621
I-VETYN	Allocation flag for March supplement	619
I-WCTYP	Allocation flag for March supplement	609
I-WCVAL	Allocation flag for March supplement	610
I-WCYN	Allocation flag for March supplement	608
I-WKCHK	Allocation flag for March supplement	678
I-WKSWK	Allocation flag for March supplement	677
I-WORKYN	Allocation flag for March supplement	675
I-WSVAL	Allocation flag for March supplement	601
I-WSYN	Allocation flag for March supplement	600
I-WTEMP	Allocation flag for March supplement	676
INDUSTRY	Industry of longest job	237
INT-VAL	Interest income received	433
INT-YN	Interest received	432
LJCW	Class of worker	236
LKNONE	Weeks worked	222
LKSTRCH	Weeks looking for work in one stretch	225
LKWEKKS	Weeks looking for work	223
LOSEWKS	Weeks lost from work	221
MCAID	Medicaid coverage	521
MCARE	Medicare coverage	520
MIG-MTR1	Migration recode	265
MIG-MTR3	Migration recode	267
MIG-MTR4	Migration recode	268
MIGSAME	Persons living in house last year	261
MIGSUN	Previous residence in sunbelt	270
NOEMP	Persons who work for employer, total number of	273
NWLKWK	Weeks looking for work on layoff	215
NWLOOK	Looking for work	214
OCUP	Occupation of longest job	240
OED-TYP1	Educational assistance, government	452
OED-TYP2	Educational assistance, scholarships, grants etc.	453
OED-TYP3	Educational assistance, other	454
OI-OFF	Income sources, other	479
OI-VAL	Income, other	482
OI-YN	Income received, other	481

Mnemonic	Item	Location
P-STAT	Status of person identifier	26
PARENT	Parent(s) present	39
PAW-MON	Social Security payments, months received	350
PAW-TYP	AFDC or some other type of assistance received	349
PAW-VAL	Public assistance or welfare value received	352
PAW-YN	Public assistance received	348
PEARVAL	Earnings, total value	495
PENINCL	Pension plan participant	534
PENPLAN	Pension plan provided by employer or union	533
PERLIS	Low-income level of persons recode	519
PF-SEQ	Sequence number pointer to family record	46
PH-SEQ	Household sequence number	2
PHF-SEQ	Sequence number pointer to own family record in household	44
PHMEMPRS	Number of employers	227
PLACDSCP	Place description of residence last year	272
POCCU2	Occupation of longest job	251
POTHVAL	Income, other persons total value	508
PPPOSOLD	Record type and sequence indicator	133
PPPOS	Record type and sequence indicator	7
PRECORD	Person record	1
PRNT-PTR	Sequence number of parent in household	48
PTOT-R	Person income, total	517
PTOTVAL	Person income, total	487
PTRSN	Worked less than 35 hours per week, reason	234
PTWEEKS	Weeks worked less than 35 hours	232
PTYN	Worked less than 35 hours	231
PYRSN	Not looking for work reason	226
RET-SC1	Retirement income source, type 1	414
RET-SC2	Retirement income, other, type 2	415
RET-VAL1	Retirement income, type 1	416
RET-VAL2	Retirement income, type 2	421
RET-YN	Pension or retirement income other than Social Sec. or Veterans benefits	413
RNT-VAL	Rent income	446
RNT-YN	Rent income received	445
RSNNOTW	Reason for not working	217
RTM-VAL	Retirement income received, total	426
SE-VAL	Own business self-employment earnings, other work	297
SEMP-VAL	Own business self-employment earnings, total value	303
SEMP-YN	Own business self-employment	302
SEOTR	Own business self-employment, other work	296
SRVS-VAL	Survivor's income received, total	384
SS-VAL	Social Security payments received, value	338
SS-YN	Social Security payments received	337
SSI-VAL	Supplemental Security income	344
SSI-YN	Supplemental Security income received	343
STRKUC	Union unemployment or strike benefits received	324
SUBUC	Supplemental unemployment benefits received	323
SUR-SC1	Survivor's income, source 1	370
SUR-SC2	Survivor's income, source 2	372
SUR-VAL1	Survivor's income, source 1	374
SUR-VAL2	Survivor's income, source 2	379
SUR-YN	Survivor's benefits other than Social Security or Veterans benefits	369
TCERNVAL	Earnings from employer or self-employment, value	693
TCFFMVAL	Farm self employment income	696
TCSEVAL	Nonfarm self employment income	695
TCWSVAL	Wage and salary income	694

Mnemonic	Item	Location
UC-VAL	Unemployment compensation benefits value	325
UC-YN	Unemployment compensation benefits	322
VET-QVA	VA annual income questionnaire requirement	363
VET-TYP1	Veterans payments, type 1	358
VET-TYP2	Veterans payments, type 2	359
VET-TYP3	Veterans payments, type 3	360
VET-TYP4	Veterans payments, type 4	361
VET-TYP5	Veterans payments, type 5	362
VET-VAL	Veterans payments income	364
VET-YN	Veterans payments received	357
WAGEOTR	Other wage and salary earnings	283
WC-TYPE	Worker's compensation payments, type	331
WC-VAL	Worker's compensation payments, value	332
WC-YN	Worker's compensation payments received	330
WECLW	Longest job class of worker	250
WEIND	Industry of longest job by detailed groups	255
WELKNW	Weeks nonworker looked for job	246
WEMIND	Industry of longest job by major industry group	257
WEMOCG	Occupation of longest job by major groups	253
WEUEMP	Weeks looking for job	247
WEWKRS	Weeks worked last year	245
WEXP	Full/part-time worker	243
WKCHECK	Interviewer check item	220
WKSWORK	Weeks worked	218
WORKYN	Work at job or business during year	212
WRK-CK	Interviewer check item	532
WS-VAL	Wage and salary earnings, other, value	284
WSAL-VAL	Total wage and salary earnings value	290
WSAL-YN	Wage and salary earnings in ERN-YN or WAGEOTR	289
WTEMP	Temporary, part-time, or seasonal work	213

**CURRENT POPULATION SURVEY, MARCH/APRIL 1992 MATCH FILE:
ALIMONY AND CHILD SUPPORT
DATA DICTIONARY**

HOUSEHOLD RECORD

DATA	SIZE	BEGIN		DATA	SIZE	BEGIN	
D HRECORD	1	1	(1:1)	D H-NUMBER	2	21	(00:39)
V	1	.Household record					Number of persons in household
D H-SEQ	5	2	(00001:99999)	U H-HHTYPE = 1			
		Household seq number		V	00	.Noninterview household	
U All				V	01-39	.Number of persons in HHL	
V	00001-			D HNUMFAM	2	23	(00:39)
V	99999	.Household sequence number					Number of families in household
D HHPOS	2	7	(00:00)	U H-HHTYPE = 1			
		Trailer portion of unique household		V	00	.Noninterview household	
		ID. 00 for HH record.		V	01-39	.Number of families in HHL	
		Same function in family record is field		D H-TYPE	1	25	(0:9)
		FFPOS (01-39)					Household type
		Same function in person record is		U H-HHTYPE = 1			
		PPPOS (41-79)		V	0	.Non-interview household	
D HUUNITS	1	9	(0:5)	V	1	.Husband/wife primary family	
		Item 78 - How many units in the		V		.(neither husband or wife in	
		structure		V		.Armed Forces)	
V	0	.NC		V	2	.Husband/wife primary family	
V	1	.1 Unit		V		.(husband and/or	
V	2	.2 Units		V		.wife in armed forces)	
V	3	.3 - 4 Units		V	3	.Unmarried civilian male	
V	4	.5 - 9 Units		V		.primary family householder	
V	5	.10+ Units		V	4	.Unmarried civilian female	
D H-FAMINC	2	10	(-1:13,19:19)	V		.primary family householder	
		Family income		V	5	.Primary family household -	
U All				V		.reference person in	
		Note: If a nonfamily household, income		V		.Armed Forces and unmarried	
		includes only that of householder.		V	6	.Civilian male nonfamily	
V	-1	.Not in universe		V		.householder	
V	00	.Less than \$5,000		V	7	.Civilian female nonfamily	
V	01	.\$5,000 to \$7,499		V		.householder	
V	02	.\$7,500 to \$9,999		V	8	.Nonfamily householder	
V	03	.\$10,000 to \$12,499		V		.household - reference person	
V	04	.\$12,500 to \$14,999		V		.in Armed Forces	
V	05	.\$15,000 to \$19,999		V	9	.Group quarters	
V	06	.\$20,000 to \$24,999		D H-MONTH	2	26	(01:12)
V	07	.\$25,000 to \$29,999					Month of survey
V	08	.\$30,000 to \$34,999		U All			
V	09	.\$35,000 to \$39,999		V	01-12	.Month	
V	10	.\$40,000 to \$49,999		D H-YEAR	1	28	(0:9)
V	11	.\$50,000 to \$59,999					Year of survey - last digit
V	12	.\$60,000 to \$74,999		U All			
V	13	.\$75,000 and over		V	0-9	.Last digit of year	
V	19	.Value assigned		D H-MIS	1	29	(1:8)
D H-RESPNM	1	12	(0:7)				Month in sample
		Item 12 - Line number of household		U All			
		respondent		V	1-8	.Month in sample	
V	0	.Blank or impossible		D H-HHNUM	2	30	(-1:08)
V	1-6	.Line number					Household number
V	7	.Nonhousehold respondent		U All			
D FILLER	7	13		V	-1	.Not in universe	
		Filler		V	00	.Blank	
D H-HHTYPE	1	20	(1:3)	V	01-08	.Household number	
		Type of household					
U All							
V	1	.Interview					
V	2	.Type A non-interview					
V	3	.Type B/C non-interview					

HOUSEHOLD RECORD

DATA SIZE BEGIN

D H-LIVQRT 2 32 (01:12)
 Item 4 - Type of living quarters
 (recode)

U All housing unit

V 01 .House, apt., flat

V 02 .HU in nontransient hotel, etc.

V 03 .HU, perm, in trans. hotel,
 .motel etc.

V 04 .HU in rooming house

V 05 .Mobile home or trailer with no
 .permanent room added

V 06 .Mobile home or trailer with 1
 .or more perm rooms added

V 07 .HU not specified above

Other unit

V 08 .Qtrs not hu in rooming or
 .boarding house

V 09 .Unit not perm in trans. hotel,
 .motel, etc.

V 10 .Tent or trailer site

V 11 .Student quarters in college
 .dormitory

V 12 .Other not HU

D H-TYPEBC 2 34 (-1:19)
 Item 15 - Type B/C

U H-HHTYPE = 3

V -1 .Not in universe

V 00 .Not in universe -
 interviewed households

Type B

V 01 .Vacant - regular

V 02 .Vacant - storage of HHL D
 .furniture

V 03 .Temp occ by persons with URE

V 04 .Unfit or to be demolished

V 05 .Under construction, not ready

V 06 .Converted to temp business or
 .storage

V 07 .Occ by af members or persons
 .under 15

V 08 .Unocc tent or trailer site

V 09 .Permit granted, construction
 .not started

V 10 .Other

Type C

V 11 .Demolished

V 12 .House or trailer moved

V 13 .Outside segment

V 14 .Converted to perm business or
 .storage

V 15 .Merged

V 16 .Condemned

V 17 .Built after April 1, 1980

V 18 .Unused line of listing sheet

V 19 .Other

D H-TENURE 2 36 (-1:03)
 Tenure

U H-HHTYPE = 1

V -1 .Not in universe

V 00 .Not in universe

V 01 .Owned or being bought

V 02 .Rent

V 03 .No cash rent

D H-TELHHD 2 38 (-1:02)
 Telephone in household

U H-HHTYPE = 1

V -1 .Not in universe

V 0 .Not in universe (non-interview)

V 1 .Yes

V 2 .No

DATA SIZE BEGIN

D H-TELA VL 2 40 (-1:02)
 -1 .Not in universe
 Telephone available

U H-HHTYPE = 1

V 0 .Not in universe

V 1 .Yes

V 2 .No

D H-TELINT 2 42 (-1:02)
 -1 .Not in universe
 Telephone interview acceptable

U H-TELA VL = 1

V 0 .Not in universe

V 1 .Yes

V 2 .No

D HG-REG 1 44 (1:4)
 Region

U All

V 1 .Northeast

V 2 .Midwest

V 3 .South

V 4 .West

D HG-ST60 2 45 (11:95)
 1960 census state code
 (First digit=geog. division code)
 Northeast Region (Region 1)
 New England Division (Division 1)

U All

V 11 .Maine

V 12 .New Hampshire

V 13 .Vermont

V 14 .Massachusetts

V 15 .Rhode Island

V 16 .Connecticut

Middle Atlantic Division (Division 2)

V 21 .New York

V 22 .New Jersey

V 23 .Pennsylvania

Midwest Region (Region 2)

East North Central Division (Division 3)

V 31 .Ohio

V 32 .Indiana

V 33 .Illinois

V 34 .Michigan

V 35 .Wisconsin

West North Central Division (Division 4)

V 41 .Minnesota

V 42 .Iowa

V 43 .Missouri

V 44 .North Dakota

V 45 .South Dakota

V 46 .Nebraska

V 47 .Kansas

South Region (Region 3)

South Atlantic Division (Division 5)

V 51 .Delaware

V 52 .Maryland

V 53 .District of Columbia

V 54 .Virginia

V 55 .West Virginia

V 56 .North Carolina

V 57 .South Carolina

V 58 .Georgia

V 59 .Florida

East South Central Division (Division 6)

V 61 .Kentucky

V 62 .Tennessee

V 63 .Alabama

V 64 .Mississippi

West South Central Division (Division 7)

V 71 .Arkansas

V 72 .Louisiana

DATA	SIZE	BEGIN	
V	73	.Oklahoma	
V	74	.Texas	
		West Region (Region 4)	
		Mountain Division (Division 8)	
V	81	.Montana	
V	82	.Idaho	
V	83	.Wyoming	
V	84	.Colorado	
V	85	.New Mexico	
V	86	.Arizona	
V	87	.Utah	
V	88	.Nevada	
		Pacific Division (Division 9)	
V	91	.Washington	
V	92	.Oregon	
V	93	.California	
V	94	.Alaska	
V	95	.Hawaii	
D HG-STRN	2	47	(01:51)
		1980 State rank	
U All			
D HG-MSAC	4	49	(0000:9340)
		MSA or PMSA FIPS Code	
V	0000	.Not MSA/PMSA or not	
V		identifiable	
V	0040-9340	.MSA/PMSA code	
D HG-PMSA	2	53	(00:12)
		PMSA rank	
V	00	.Not a PMSA or not identifiable	
V	01-12	.Ranking of PMSA within its CMSA	
D HG-MSAR	3	55	(000:277)
		MSA or CMSA rank	
V	000	.Not an MSA or not identifiable	
V	001-252	.Ranking of MSAs or CMSAs by	
V		population	
D HG-CMSA	2	58	(0:91)
V	00	.Not in CMSA or not identifiable	
V	07-91	.CMSA code	
D HMSSZ	1	60	(0:8)
		MSA size	
U All			
V	1	.Not a MSA/CMSA or not	
V		identifiable	
V	2	.100,000 - 249,999	
V	3	.250,000 - 499,999	
V	4	.500,000 - 999,999	
V	5	.1 million - 2,499,999	
V	6	.2.5 million - 4,999,999	
V	7	.5 million - 9,999,999	
V	8	.10 million or more	
D HPMSASZ	1	61	(1:6)
		MSA/PMSA size	
U All			
V	1	.3,000,000 or more	
V	2	.1,000,000 to 2,999,999	
V	3	.500,000 to 999,999	
V	4	.250,000 to 499,999	
V	5	.Less than 250,000	
V	6	.Not identified	
D HMSA-R	1	62	(1:3)
		Modified metropolitan statistical	
		area status code MSA residence	
U All			
V	1	.MSA	
V	2	.Non MSA	
V	3	.Not identifiable	

DATA	SIZE	BEGIN	
D HCCC-R	1	63	(1:4)
		Central city metropolitan statistical	
		area status code residence	
U All			
V	1	.Central city	
V	2	.Balance of MSA	
V	3	.Non MSA	
V	4	.Not identifiable	
D HFARM	1	64	(1:2)
		Farm def'n - edited using urban/rural	
		code	
U All			
V	1	.Nonfarm	
V	2	.Farm	

* Edited noncash household items *			

D HUNDER15	2	65	(00:39)
		Recode	
		Number of persons in household under-	
		age 15	
U ITEM 79 = 1			
V	00	.None	
V	01-39	.Number persons under 15	
D HCMCARE	1	67	(0:2)
		Item 80 - During 19.. how many of the	
		children in this household covered	
		by Medicare?	
U HUNDER15 = 1+			
V	0	.Not in universe	
V	1	.All or some	
V	2	.None	
D HCMCENO	1	68	(0:9)
		Item 80 - Number of children in household	
		covered by Medicare.	
		Note: If more than 9 children/persons	
		present, a value of 9 does not	
		necessarily mean "all."	
U HCMCARE = 2			
V	0	.Not in universe	
V	1	.1 Child	
V	
V	9	.9 or more children	
D HCHI	1	69	(0:2)
		Item 81 - During 19.. how many of the	
		children in this household were covered	
		by other health insurance?	
U HUNDER15 = 1+			
V	0	.Not in universe	
V	1	.All or some	
V	2	.None	
D HCHINO	1	70	(0:9)
		Item 81 - Number of children in	
		household covered by other health	
		insurance.	
		Note: If more than 9 children/persons	
		present, a value of 9 does not	
		necessarily mean "all."	
U HCHI = 1			
V	0	.Not in universe HCHI . 2	
V	1	.1 Child	
V	
V	9	.9 or more children	

HOUSEHOLD RECORD

DATA	SIZE	BEGIN	
D HCHINRH	1	71	(0:2)
	Item 81A - During 19.. how many of the children in this household covered by health insurance were covered by someone not living in this household?		
U HCHI = 1			
V	0	.Not in universe	
V	1	.All or some	
V	2	.None	
D HCHINNO	1	72	(0:9)
	Item 81A - During 19.. how many of the children in this household covered by health insurance were covered by someone not living in this household?		
	Note: If more than 9 children/persons present, a value of 9 does not necessarily mean "all."		
U HCHINRH = 1			
V	0	.Not in universe HCHINRH.2	
V	1	.1 Child	
V	...		
V	9	.9 or more children	
D HH5TO18	2	73	(00:39)
	Recode that excludes family heads and spouses		
	Item 82 - Number of persons in household age 5 to 18		
	00 .None		
V	01-39	.Number persons 5 to 18	
D HHOTLUN	1	75	(0:2)
	Item 83 - During 19.. how many of the children in this household usually ate a complete hot lunch offered at school?		
U HH5TO18 = 1+			
V	0	.Not in universe	
V	1	.All or some	
V	2	.None	
D HHOTNO	1	76	(0:9)
	Item 83 - Number of children in household who usually ate hot lunch.		
	Note: if more than 9 children/persons present, a value of 9 does not necessarily mean "all."		
U HHOTLUN = 1			
V	0	.Not in universe	
V	1	.1 Child	
V	...		
V	9	.9 or more children	
D HFLUNCH	1	77	(0:2)
	Item 86 - During 19.. how many of the children in this household received free or reduced price lunches because they qualified for the federal school lunch program?		
U HHOTLUN = 1			
V	0	.Not in universe	
V	1	.Some or all	
V	2	.None	
D HFLUNNO	1	78	(0:9)
	Item 86 - Number receiving free lunch		
	Note: If more than 9 children/persons present, a value of 9 does not necessarily mean "all."		
HFLUNCH = 1			
V	0	.Not in universe	
V	1	.One	
V	...		
V	9	.Nine or more	

DATA	SIZE	BEGIN	
D HPUBLIC	1	79	(0:2)
	Item 88 .is this a public housing project, that is owned by a local housing authority or other public agency?		
U HTENURE = 2			
V	0	.Not in universe	
V	1	.Yes	
V	2	.No	
D HLORENT	1	80	(0:2)
	Item 89 - Are you paying lower rent because the federal, state, or local government is paying part of the cost?		
U HPUBLIC = 2			
V	0	.Not in universe	
V	1	.Yes	
V	2	.No	
D HFOODSP	1	81	(0:2)
	Item 90 - Did anyone in this household get food stamps at any time in 19..?		
U H-HHTYPE = 1			
V	0	.Not in universe	
V	1	.Yes	
V	2	.No	
D HFOODNO	1	82	(0:9)
	Item 91 - Number of children covered by food stamps		
	Note: If more than 9 children/persons present, a value of 9 does not necessarily mean "all."		
U HFOODSP = 1			
V	0	.Not in universe	
V	1	.One	
V	...		
V	9	.Nine or more	
D FILLER	1	83	
	Filler		
D HFOODMO	2	84	(00:12)
	Item 92 - Number months covered by food stamps		
U HFOODSP = 1			
V	00	.Not in universe	
V	01	.One month	
V	...		
V	12	.Months	
D HFDVAL	4	86	(0000:9999)
	Item 93 - What was the value of all food stamps received during 19..?		
U HFOODSP = 1			
V	0000	.Not in universe	
V	0001-9999	.Food stamps value	
D HENGAST	1	90	(0:2)
	Item 94 - Since october 1, 19.., has this household received energy assistance from the federal, state, or local government?		
U H-HHTYPE = 1			
V	0	.Not in universe	
V	1	.Yes	
V	2	.No	

DATA SIZE BEGIN

D HENGVAL 4 91 (0000:1999)
 Item 95 - Altogether, how much energy
 assistance has been received since
 October 1, 19..?

U HENGAST = 1
 V 0000 .Not in universe
 V 0001-1999 .Energy assistance

 * Household Income Reciprocity and Values *
 * Source of Income --- Wages and Salaries *

D HINC-WS 1 95 (0:2)
 Recode - Wage and Salary

U H-HHTYPE = 1
 V 0 .Not in universe
 V 1 .Yes
 V 2 .No

D HWSVAL 7 96 (0000000:3899961)
 Recode - HHLD Income -
 Wages and Salaries

U HINC-WS = 1
 V 0000000 .None or not in universe
 V .Dollar amount

 * Source of Income *
 * Self-employment (Nonfarm) *

D HINC-SE 1 103 (0:2)
 Recode - Own business self-employment

U H-HHTYPE = 1
 V 0 .Not in universe
 V 1 .Yes
 V 2 .No

D HSEVAL 7 104 (-389961:3899961)
 Recode - HHLD income - Self
 employment income

U HINC-SE = 1
 V 0000000 .None or not in universe
 V .Negative amt .income (loss)
 V .Positive amt .income

 * Source of Income *
 * Self-employment farm *

D HINC-FR 1 111 (0:2)
 Recode - Farm self-employment

U H-HHTYPE = 1
 V 0 .Not in universe
 V 1 .Yes
 V 2 .No

D HFRVAL 7 112 (-389961:3899961)
 Recode - HHLD Income - farm income

HINC-FR = 1
 V 0000000 .None or not in universe
 V .Negative amt .income (loss)
 V .Positive amt .income

DATA SIZE BEGIN

 * Source of Income *
 * Unemployment Compensation *

D HINC-UC 1 119 (0:2)
 Recode - Unemployment Compensation
 Benefits

U H-HHTYPE = 1
 V 0 .Not in universe
 V 1 .Yes
 V 2 .No

D HUCVAL 7 120 (0000000:3899961)
 Recode - HHLD Income - unemployment
 compensation

U HINC-UC = 1
 V 0000000 .None or not in universe
 V .Dollar amount

 * Source of Income *
 * Worker's Compensation *

D HINC-WC 1 127 (0:2)
 Recode - Worker's Compensation

U H-HHTYPE = 1
 V 0 .Not in universe
 V 1 .Yes
 V 2 .No

D HWCVAL 7 128 (0000000:3899961)
 Recode - HHLD Income - worker's
 compensation

HINC-WC = 1
 V 0000000 .None or not in universe
 V .Dollar amount

 * Source of Income --- Social Security *

D HSS-YN 1 135 (0:2)
 Recode - Social Security payments

U H-HHTYPE = 1
 V 0 .Not in universe
 V 1 .Yes
 V 2 .No

D HSSVAL 7 136 (0000000:1169961)
 Recode - HHLD Income - Social Security

U HSS-YN = 1
 V 0000000 .None or not in universe
 V .Dollar amount

 * Source of Income *
 * Supplemental Security *

D HSSI-YN 1 143 (0:2)
 Recode - Supplemental Security Benefits

U H-HHTYPE = 1
 V 0 .Not in universe
 V 1 .Yes
 V 2 .No

D HSSIVAL 6 144 (000000:389961)
 Recode - HHLD Income - Supplemental
 Security Income

U HSSI-YN = 1
 V 000000 .None
 V .Dollar amount

HOUSEHOLD RECORD

DATA SIZE BEGIN

 * Source of Income *
 * Public Assistance or Welfare *

D HPAW-YN 1 150 (0:2)
 Recode - Public Assistance
 U H-HHTYPE = 1
 V 0 .Not in universe
 V 1 .Yes
 V 2 .No

D HPAWVAL 6 151 (000000:779961)
 Recode - HHLd Income -
 Public Assistance Income
 U HPAW-YN = 1
 V 000000 .None
 V .Dollar amount

 * Source of Income --- Veterans' Benefits *

D HVET-YN 1 157 (0:2)
 Recode - Veterans' Payments
 U H-HHTYPE = 1
 V 0 .Not in universe
 V 1 .Yes
 V 2 .No

D HVETVAL 7 158 (000000:1169961)
 Recode - HHLd Income - Veteran Payments
 U HVET-YN = 1
 V 000000 .None or not in universe
 V .Dollar amount

 * Source of Income --- Survivor's Income *

D HSUR-YN 1 165 (0:2)
 Recode - Survivor Benefits
 U H-HHTYPE = 1
 V 0 .Not in universe
 V 1 .Yes
 V 2 .No

D HSURVAL 7 166 (000000:3899961)
 Recode - HHLd Income - Survivor income
 U HSUR-YN = 1
 V 000000 .None or not in universe
 V .Dollar amount

 * Source Of Income --- Disability *

D HDIS-YN 1 173 (0:2)
 Recode - Disability benefits
 U H-HHTYPE = 1
 V 0 .Not in universe
 V 1 .Yes
 V 2 .No

D HDISVAL 7 174 (000000:3899961)
 Recode - HHLd Income - Disability income
 U HDIS-YN = 1
 V 000000 .None or not in universe
 V .Dollar amount

DATA SIZE BEGIN

 * Source of Income --- Retirement Income *

D HRET-YN 1 181 (0:2)
 Recode - Retirement payments
 U H-HHTYPE = 1
 V 0 .Not in universe
 V 1 .Yes
 V 2 .No

D HRETVAL 7 182 (000000:3899961)
 Recode - HHLd Income - Retirement income
 U HRET-YN = 1
 V 000000 .None or not in universe
 V .Dollar amount

 * Source of Income --- Interest *

D HINT-YN 1 189 (0:2)
 Recode - Interest payments
 U H-HHTYPE = 1
 V 0 .Not in universe
 V 1 .Yes
 V 2 .No

D HINTVAL 7 190 (000000:3899961)
 Recode - HHLd income - Interest income
 U HINT-YN = 1
 V 000000 .None or not in universe
 V .Dollar amount

 * Source of Income --- Dividends *

D HDIV-YN 1 197 (0:2)
 Recode - Dividend payments
 U H-HHTYPE = 1
 V 0 .Not in universe
 V 1 .Yes
 V 2 .No

D HDIVVAL 7 198 (000000:3899961)
 Recode - HHLd income - Dividend income
 U HDIV-YN = 1
 V 000000 .None or not in universe
 V .Dollar amount

 * Source of Income --- Rents *

D HRNT-YN 1 205 (0:2)
 Recode - Rental payments
 H-HHTYPE = 1
 V 0 .Not in universe
 V 1 .Yes
 V 2 .No

D HRNTVAL 7 206 (-389961:3899961)
 Recode - HHLd income - Rent income
 U HRNT-YN = 1
 V 000000 .None or not in universe
 V .Negative dollar amount
 V .Positive dollar amount

DATA SIZE BEGIN

 * Source of Income --- Education *

D HED-YN 1 213 (0:2)
 Recode - Educational assistance benefits
 U H-HHTYPE = 1
 V 0 .Not in universe
 V 1 .Yes
 V 2 .No

D HEDVAL 7 214 (0000000:3899961)
 Recode - HHLd income - Education income
 U HED-YN = 1
 V 0000000 .None or not in universe
 V .Dollar amount

 * Source of Income --- Child Support *

D HCSP-YN 1 221 (0:2)
 Recode - Child support payments
 U H-HHTYPE = 1
 V 0 .Not in universe
 V 1 .Yes
 V 2 .No

D HCSPVAL 7 222 (0000000:3899961)
 Recode - HHLd income - Child support
 U HCSP-YN = 1
 V 0000000 .None or not in universe
 V .Dollar amount

 * Source of Income --- Alimony *

D HALM-YN 1 229 (0:2)
 Recode - Alimony payments
 U H-HHTYPE = 1
 V 0 .Not in universe
 V 1 .Yes
 V 2 .No

D HALMVAL 7 230 (0000000:3899961)
 Recode - HHLd income - Alimony
 U HALM-YN = 1
 V 0000000 .None or not in universe
 V .Dollar amount

 * Source of Income -- Financial Assistance *

D HFIN-YN 1 237 (0:2)
 Recode - Financial assistance payments
 U H-HHTYPE = 1
 V 0 .Not in universe
 V 1 .Yes
 V 2 .No

D HFINVAL 7 238 (0000000:3899961)
 Recode - HHLd income - Financial assistance income
 U HFIN-YN = 1
 V 0000000 .None or not in universe
 V .Dollar amount

DATA SIZE BEGIN

 * Source of Income --- Other Income *

D HOI-YN 1 245 (0:2)
 Other income payments
 U H-HHTYPE = 1
 V 0 .Not in universe
 V 1 .Yes
 V 2 .No

D HOIVAL 7 246 (0000000:3899961)
 Recode - HHLd income - Other income
 U HOI-YN = 1
 V 0000000 .None or not in universe
 V .Dollar amount

 * Summary Household Income Recodes *

D HTOTVAL 8 253 (-389961:23399766)
 Recode - Total household income
 H-HHTYPE = 1
 V 00000000 .None or not in universe
 V .Negative amt .income (loss)
 V .Positive amt .income

D HEARNVAL 8 261 (-389961:11699883)
 Recode - Total household earnings
 U HINC-WS,HINC-SE or HINC-FR = 1
 V 00000000 .None or not in universe
 V .Negative amt. income (loss)
 V .Positive amt. income

D HOTHVAL 8 269 (-389961:11699883)
 Recode - Total other household income
 U All other types of income except HEARNVAL
 V 00000000 .None or not in universe
 V .Negative amt. income (loss)
 V .Positive amt. income

D HHINC 2 277 (00:41)
 Recode - Total household income
 U H-HHTYPE = 1
 V 00 .Not in universe
 V 01 .Under \$2,500
 V 02 \$2,500 to \$4,999
 V 03 \$5,000 to \$7,499
 V 04 \$7,500 to \$9,999
 V 05 \$10,000 to \$12,499
 V 06 \$12,500 to \$14,999
 V 07 \$15,000 to \$17,499
 V 08 \$17,500 to \$19,999
 V 09 \$20,000 to \$22,499
 V 10 \$22,500 to \$24,999
 V 11 \$25,000 to \$27,499
 V 12 \$27,500 to \$29,999
 V 13 \$30,000 to \$32,499
 V 14 \$32,500 to \$34,999
 V 15 \$35,000 to \$37,499
 V 16 \$37,500 to \$39,999
 V 17 \$40,000 to \$42,499
 V 18 \$42,500 to \$44,999
 V 19 \$45,000 to \$47,499
 V 20 \$47,500 to \$49,999
 V 21 \$50,000 to \$52,499
 V 22 \$52,500 to \$54,999
 V 23 \$55,000 to \$57,499
 V 24 \$57,500 to \$59,999
 V 25 \$60,000 to \$62,499
 V 26 \$62,500 to \$64,999
 V 27 \$65,000 to \$67,499
 V 28 \$67,500 to \$69,999

HOUSEHOLD RECORD

DATA	SIZE	BEGIN
V	29	\$.70,000 to \$72,499
V	30	\$.72,500 to \$74,999
V	31	\$.75,000 to \$77,499
V	32	\$.77,500 to \$79,999
V	33	\$.80,000 to \$82,499
V	34	\$.82,500 to \$84,999
V	35	\$.85,000 to \$87,499
V	36	\$.87,500 to \$89,999
V	37	\$.90,000 to \$92,499
V	38	\$.92,500 to \$94,999
V	39	\$.95,000 to \$97,499
V	40	\$.97,500 to \$99,999
V	41	\$.100,000 AND OVER

 * Edited Health Insurance *

D HMCARE 1 279 (0:2)
 Anyone in HHLd covered by medicare
 UH-HHTYPE = 1
 V 0 .Not in universe
 V 1 .Yes
 V 2 .No

D HMCAID 1 280 (0:2)
 Anyone in HHLd covered by medicaid
 U H-HHTYPE = 1
 V 0 .Not in universe
 V 1 .Yes
 V 2 .No

D HCHAMP 1 281 (0:2)
 CHAMPUS, VA, or military health care
 U H-HHTYPE = 1
 V 0 .Not in universe
 V 1 .Yes
 V 2 .No

D HHI-YN 1 282 (0:2)
 Anyone in HHLd have health insurance
 U H-HHTYPE = 1
 V 0 .Not in universe
 V 1 .Yes
 V 2 .No

 * Household Recodes *

D HHSTATUS 1 283 (0:3)
 Recode - Household status
 U H-TYPE = 1:8
 V 0 .Not in universe (group
 .quarters)
 V 1 .Primary family
 V 2 .Nonfamily householder living
 .alone
 V 3 .Nonfamily householder living
 .with nonrelatives

D HUNDER18 2 284 (00:39)
 Recode - number of persons in HHLd
 under age 18
 U H-HHTYPE = 1
 V 00 .None
 V 01-39 .Number persons under 18

D HTOP5PCT 1 286 (0:2)
 Recode - Household income percentiles
 U H-HHTYPE = 1
 V 0 .Not in universe (group quarters)
 V 1 .In top 5 pct
 V 2 .Not in top 5 pct

DATA	SIZE	BEGIN
D HPCTCUT	2	287 (00:20)
Recode - HHLd income percentiles - national rank		
U H-HHTYPE = 1		
V	00	.Not in universe (group quarters)
V	01	.Lowest 5 per cent
V	02	.Second 5 per cent
V		
V	20	.Top 5 per cent

D FILLER 1 289
 Filler

D INDCODE 1 290 (0:4)
 V 0 .Not individually identified
 V .central city
 V 1-4 .See Geographic Appendix E,
 V .list 3 for MSA

D HSUN 1 291 (1:2)
 Sunbelt recode
 U ALL
 V 1 .In sunbelt
 V 2 .Not in sunbelt

D FILLER4 8 292 (00000000:99999999)
 Filler

 * Allocation Flags for Basic Cps *

D HXTENURE 1 300 (0:4)
 V 0 .No change
 V 1 .Value to blank
 V 4 .Allocated

D HXHHNUM 1 301 (0:8)
 V 0 .No change
 V 2 .Blank to value
 V 8 .Blank to NA - error

D HXLIVQRT 1 302 (0:7)
 V 0 .No change
 V 4 .Allocated
 V 7 .Blank to NA - no error

D FILLER 1 303
 Filler

D HXTELHHD 1 304 (0:4)
 V 0 .No change
 V 1 .Value to blank
 V 4 .Allocated

D HXTELAVL 1 305 (0:4)
 V 0 .No change
 V 1 .Value to blank
 V 4 .Allocated

D HXTELINT 1 306 (0:4)
 V 0 .No change
 V 1 .Value to blank
 V 4 .Allocated

 * Allocation Flags for Supplement *
 * Household Items *

D I-HCMCAR 1 307 (0:1)
 V 0 .No change
 V 1 .Allocated

HOUSEHOLD RECORD

DATA	SIZE	BEGIN		DATA	SIZE	BEGIN	
D I-HCMCEN	1	308	(0:1)	D I-HPUBLI	1	317	(0:1)
V	0	.No change		V	0	.No change	
V	1	.Allocated		V	1	.Allocated	
D I-HCHI	1	309	(0:1)	D I-HLOREN	1	318	(0:1)
V	0	.No change		V	0	.No change	
V	1	.Allocated		V	1	.Allocated	
D I-HCHINO	1	310	(0:1)	D I-HFOODS	1	319	(0:1)
V	0	.No change		V	0	.No change	
V	1	.Allocated		V	1	.Allocated	
D I-HCHINR	1	311	(0:1)	D I-HFDVAL	1	320	(0:1)
V	0	.No change		V	0	.No change	
V	1	.Allocated		V	1	.Allocated	
D I-HCHINN	1	312	(0:1)	D I-HFOODN	1	321	(0:1)
V	0	.No change		V	0	.No change	
V	1	.Allocated		V	1	.Allocated	
D I-HHOTLU	1	313	(0:1)	D I-HFOODM	1	322	(0:1)
V	0	.No change		V	0	.No change	
V	1	.Allocated		V	1	.Allocated	
D I-HHOTNO	1	314	(0:1)	D I-HENGAS	1	323	(0:1)
V	0	.No change		V	0	.No change	
V	1	.Allocated		V	1	.Allocated	
D I-HFLUNC	1	315	(0:1)	D I-HENGVA	1	324	(0:1)
V	0	.No change		V	0	.No change	
V	1	.Allocated		V	1	.Allocated	
D I-HFLUNN	1	316	(0:1)	D H-IDNUM	12	325	
V	0	.No change		U ALL			
V	1	.Allocated		D FILLER	588	337	
				Filler			

This page is left blank intentionally

**CURRENT POPULATION SURVEY, MARCH/APRIL 1992 MATCH FILE:
ALIMONY AND CHILD SUPPORT
DATA DICTIONARY**

FAMILY RECORD

DATA	SIZE	BEGIN	
D FRECORD	1	1	(2:2)
V	2		.Family record
D FH-SEQ	5	2	(00001:99999)
			Household seq number
U ALL			
V	00001-		
V	99999		.Household sequence number
D FFPOS	2	7	(01:39)
			Trailer portion of unique household ID. 00 for HH record. Same function in family record is field FFPOS (01-39) Same function in person record is PPPOS (41-79)
U ALL			
D FKIND	1	9	(1:3)
			Kind of family
U All			
V	1		.Husband-wife family
V	2		.Other male head
V	3		.Female head
D FTYPE	1	10	(1:5)
			Family type
U All			
V	1		.Primary family
V	2		.Nonfamily householder
V	3		.Related subfamily
V	4		.Unrelated subfamily
V	5		.Secondary individual
D FPERSONS	2	11	(01:39)
			Number of persons in family
U All			
D FHEADIDX	2	13	(01:39)
			Index to person record of family head
U All			
D FWIFEIDX	2	15	(00:39)
			Index to person record of family wife
U F-KIND = 1			
V	00		.No wife
V	01-39		.Index
D FHUSBIDX	2	17	(00:39)
			Index to person record of family husband
U F-KIND = 1			
V	00		.No husband
V	01-39		.Index
D FSPQUIDX	2	19	(00:39)
			Index to person record of family spouse
U F-KIND = 1			
V	00		.No spouse
V	01-39		.Index

DATA	SIZE	BEGIN	
D FLASTIDX	2	21	(01:39)
			Index to person record of last member of family all persons from FHEADIDX thru FLASTIDX are members of this family. (Primary family includes related subfamily members.)
U All			
D FMLASIDX	2	23	(01:39)
			Index to person record of last member of family all persons from FHEADIDX thru FMLASIDX are members of this family. (Primary family excludes subfamily members.)
U All			
D FOWNU6	1	25	(0:6)
			Own children in family under 6
V	0		.None
V	1		= 1
V	2		= 2
V	.		.
V	6		.6+
D FAGEU18	1	26	(0:3)
			Own never married children under 18 by age
V	0		.No own children under 18
V	1		.1 or more, all under 6
V	2		.1 or more, some under 6,
V	.		some 6-17
V	3		.1 or more, all 6-17
D FOWNU18	1	27	(0:9)
			Number of own never married children under 18 primary family includes related subfamily even if the child is a head of a subfamily.
V	0		.None
V	1		= 1
V
V	9		.9 or more
D FRELU6	1	28	(0:6)
			Related persons in family under 6
V	0		.None, not in universe
V	1		= 1
V	2		= 2
V	.		.
V	6		.6+
D FRELU18	1	29	(0:9)
			Related persons in family under 18 primary family includes related subfamily even if the child is a head of a subfamily.
V	0		.None, not in universe
V	1		= 1
V	2		= 2
V	.		.
V	9		.9+

FAMILY RECORD

DATA SIZE BEGIN

D FPCTCUT 2 30 (01:20)
 Income percentiles

V 01 .Lowest 5 percent
 V 02 .Second 5 percent
 V
 V 20 .Top 5 percent

D FPOVCUT 5 32 (00000:35000)
 Low income cutoff dollar amount
 If FTYPE = 3 then value comes from
 primary family.

D FAMLIS 1 37 (1:4)
 Ratio of family income to low-income
 level
 If FTYPE = 3 then value comes from
 primary family.

V 1 .Below low-income level
 V 2 .100 - 124 percent of the
 low-income level
 V 3 .125 - 149 percent of the
 low-income level
 V 4 .150 and above the low-income
 level

D POVLL 2 38 (01:14)
 Ratio of family income to low-income
 level
 If FTYPE = 3 then value comes from
 primary family.

V 01 .Under .50
 V 02 .50 to .74
 V 03 .75 to .99
 V 04 .1.00 to 1.24
 V 05 .1.25 to 1.49
 V 06 .1.50 to 1.74
 V 07 .1.75 to 1.99
 V 08 .2.00 to 2.49
 V 09 .2.50 to 2.99
 V 10 .3.00 to 3.49
 V 11 .3.50 to 3.99
 V 12 .4.00 to 4.49
 V 13 .4.50 to 4.99
 V 14 .5.00 and over

D FRSPOV 2 40 (00:14)
 Ratio of related subfamily income to
 low-income level (care should be
 exercised when using this data as the
 related subfamilies are a part of the
 primary family and usually their
 poverty status comes from the primary
 family)

U F-TYPE = 3

V 00 .Not in universe
 V 01 .Under .50
 V 02 .50 to .74
 V 03 .75 to .99
 V 04 .1.00 to 1.24
 V 05 .1.25 to 1.49
 V 06 .1.50 to 1.74
 V 07 .1.75 to 1.99
 V 08 .2.00 to 2.49
 V 09 .2.50 to 2.99
 V 10 .3.00 to 3.49
 V 11 .3.50 to 3.99
 V 12 .4.00 to 4.49
 V 13 .4.50 to 4.99
 V 14 .5.00 and over

DATA SIZE BEGIN

DFRSPPT 5 42 (00000:35000)
 Low income cutoff dollar amount of
 related subfamily (care should be
 exercised when using these data as the
 related subfamilies are a part of the
 primary family and usually their
 poverty status comes from the
 primary family)

U F-TYPE = 3
 V 00000 .Not in related subfamilies

 * Family Income Recency and Values *

 * Source of Income --- Wages and Salaries *

D FINC-WS 1 47 (1:2)
 Wage and salary

V 1 .Yes
 V 2 .No

D FWSVAL 7 48 (0000000:3899961)
 Family income - Wages and salaries
 Dollar amount
 U FINC-WS = 1

 * Source of Income *
 * Self-employment (Nonfarm) *

D FINC-SE 1 55 (1:2)
 Own business self-employment

V 1 .Yes
 V 2 .No

D FSEVAL 7 56 (-389961:3899961)
 Family income - Self employment income
 U FINC-SE = 1
 V 0000000 .None or not in universe
 V .Negative amt. income (loss)
 V .Positive amt. income

 * Source of Income -- Self-employment Farm*

D FINC-FR 1 63 (1:2)
 Farm self-employment

V 1 .Yes
 V 2 .No

D FFRVAL 7 64 (-389961:3899961)
 Family income - Farm income
 U FINC-FR = 1
 V 0000000 .None or not in universe
 V .Negative amt. income (loss)
 V .Positive amt. income

 * Source of Income *
 * Unemployment Compensation *

D FINC-UC 1 71 (1:2)
 Unemployment compensation

V 1 .Yes
 V 2 .No

```

DATA      SIZE  BEGIN
D FUCVAL   7    72    (0000000:3899961)
    Family income - Unemployment comp.
U FINC-UC = 1
V 0000000 .None or not in universe
V          .Dollar amount

*****
* Source of Income
* Worker's Compensation
*****

D FINC-WC   1    79    (1:2)
    Worker's compensation
V 1 .Yes
V 2 .No

D FWCVAL   7    80    (0000000:3899961)
    Family income - Worker's compensation
U FINC-WC = 1
V 0000000 .None or not in universe
V          .Dollar amount

*****
* Source of Income --- Social Security
*****

D FINC-SS   1    87    (1:2)
    Social Security benefits
V 1 .Yes
V 2 .No

D FSSVAL   7    88    (0000000:1169961)
    Family income - Social Security
U FINC-SS = 1
V 0000000 .None or not in universe
V          .Dollar amount

*****
* Source of Income
* Supplemental Security
*****

D FINC-SSI   1    95    (1:2)
    Supplemental security benefits
V 1 .Yes
V 2 .No

D FSSIVAL  6    96    (0000000:389961)
    Family income - Supplemental
    security income
U FINC-SSI = 1
V 0 .None
V          .Dollar amount

*****
* Source of Income
* Public Assistance or Welfare
*****

D FINC-PAW   1    102   (1:2)
    Public assistance or welfare benefits
V 1 .Yes
V 2 .No

D FPAWVAL  6    103   (0000000:779961)
    Family income - Public assistance income
U FINC-PAW = 1
V 0 .None
V          .Dollar amount

```

```

DATA      SIZE  BEGIN
*****
* Source of Income -- Veterans' Benefits *
*****

D FINC-VET  1    109   (1:2)
    Veterans' benefits
V 1 .Yes
V 2 .No

D FVETVAL  7    110   (0000000:1169961)
    Family income - Veteran payments
U FINC-VET = 1
V 0000000 .None or not in universe
V          .Dollar amount

*****
* Source of Income --- Survivor's Income *
*****

D FINC-SUR  1    117   (1:2)
    Survivor's payments
V 1 .Yes
V 2 .No

D FSURVAL  7    118   (0000000:3899961)
    Family income - Survivor income
U FINC-SUR = 1
V 0000000 .None or not in universe
V          .Dollar amount

*****
* Source of Income --- Disability
*****

D FINC-DIS  1    125   (1:2)
    Disability payments
V 1 .Yes
V 2 .No

D FDISVAL  7    126   (0000000:3899961)
    Family income - Disability income
U FINC-DIS = 1
V 0000000 .None or not in universe
V          .Dollar amount

*****
* Source of Income --- Retirement income *
*****

D FINC-RET  1    133   (1:2)
    Retirement payments
V 1 .Yes
V 2 .No

D FRETVAL  7    134   (0000000:3899961)
    family income - retirement income
U FINC-RET = 1
V 0000000 .None or not in universe
V          .Dollar amount

*****
* Source of Income --- Interest
*****

D FINC-INT  1    141   (1:2)
    Interest payments
V 1 .Yes
V 2 .No

D FINTVAL  7    142   (0000000:3899961)
    Family income - Interest income
U FINC-INT = 1
V 0000000 .None or not in universe
V          .Dollar amount

```

FAMILY RECORD

```

DATA      SIZE  BEGIN
*****
* Source of Income --- Dividends *
*****
D FINC-DIV  1  149          (1:2)
    Dividend payments
V          1 .Yes
V          2 .No

D FDIIVAL  7  150          (0000000:3899961)
    Family Income - Dividend income
U FINC-DIV = 1
V 0000000 .None or not in universe
V          .Dollar amount

*****
* Source of Income --- rents *
*****
D FINC-RNT  1  157          (1:2)
    Rental payments
V          1 .Yes
V          2 .No

D FRNTVAL  7  158          (-389961:3899961)
    Family Income - Rental income
U FINC-RNT = 1
V 0000000 .None or not in universe
V          .Negative dollar amount
V          .Positive dollar amount

*****
* Source of Income --- Education *
*****
D FINC-ED   1  165          (1:2)
    Education benefits
V          1 .Yes
V          2 .No

D FEDVAL   7  166          (0000000:3899961)
    Family income - Education income
U FINC-ED = 1
V 0000000 .None or not in universe
V          .Dollar amount

*****
* Source of Income --- Child support *
*****
D FINC-CSP  1  173          (1:2)
    Child support payments
V          1 .Yes
V          2 .No

D FCSPVAL  7  174          (0000000:3899961)
    family income - child support
U FINC-CSP = 1
V 0000000 .None or not in universe
V          .Dollar amount

*****
* Source of Income --- Alimony *
*****
D FINC-ALM  1  181          (1:2)
    Alimony payments
V          1 .Yes
V          2 .No

```

```

DATA      SIZE  BEGIN
D FALMVAL  7  182          (0000000:3899961)
V          family income - alimony
U FINC-ALM = 1
V 0000000 .None or not in universe
V          .Dollar amount

*****
* Source of Income -- Financial assistance *
*****
D FINC-FIN  1  189          (1:2)
    Financial assistance payments
V          1 .Yes
V          2 .No

D FFINVAL  7  190          (0000000:3899961)
    Family income - Financial assistance
    income
U FINC-FIN = 1
V 0000000 .None or not in universe
V          .Dollar amount

*****
* Source of Income --- Other Income *
*****
D FINC-OI   1  197          (1:2)
    Other income payments
V          1 .Yes
V          2 .No

D FOIVAL   7  198          (0000000:3899961)
V          family income - other income
U FINC-OI = 1
V 0000000 .None or not in universe
V          .Dollar amount

*****
* Family Summary Income Values and Recodes *
*****
D FTOTVAL  8  205          (-389961:23399766)
    Total family income
V 0000000 .None
V          .Negative amt. income (loss)
V          .Positive amt. income

D FEARNVAL  8  213          (-389961:11699883)
    Total family earnings
U FINC-WS,FINC-SE or FINC-FR = 1
V          0 .None
V          .Negative amt. income (loss)
V          .Positive amt. income

D FOTHVAL  8  221          (-389961:11699883)
    Total other family income
U All other types of income except HEARNVAL
V          0 .None
V          .Negative amt. income (loss)
V          .Positive amt. income

D FTOT-R   2  229          (01:41)
    Total family income recode
V          01 .Under $2,500
V          02 . $2,500 to $4,999
V          03 . $5,000 to $7,499
V          04 . $7,500 to $9,999
V          05 . $10,000 to $12,499
V          06 . $12,500 to $14,999
V          07 . $15,000 to $17,499
V          08 . $17,500 to $19,999
V          09 . $20,000 to $22,499
V          10 . $22,500 to $24,999
V          11 . $25,000 to $27,499

```


DATA	SIZE	BEGIN
V	12	.\$27,500 to \$29,999
V	13	.\$30,000 to \$32,499
V	14	.\$32,500 to \$34,999
V	15	.\$35,000 to \$37,499
V	16	.\$37,500 to \$39,999
V	17	.\$40,000 to \$42,499
V	18	.\$42,500 to \$44,999
V	19	.\$45,000 to \$47,499
V	20	.\$47,500 to \$49,999
V	21	.\$50,000 to \$52,499
V	22	.\$52,500 to \$54,999
V	23	.\$55,000 to \$57,499
V	24	.\$57,500 to \$59,999
V	25	.\$60,000 to \$62,499
V	26	.\$62,500 to \$64,999
V	27	.\$65,000 to \$67,499
V	28	.\$67,500 to \$69,999
V	29	.\$70,000 to \$72,499
V	30	.\$72,500 to \$74,999
V	31	.\$75,000 to \$77,499
V	32	.\$77,500 to \$79,999
V	33	.\$80,000 to \$82,499
V	34	.\$82,500 to \$84,999
V	35	.\$85,000 to \$87,499
V	36	.\$87,500 to \$89,999
V	37	.\$90,000 to \$92,499

DATA	SIZE	BEGIN
V	38	.\$92,500 to \$94,999
V	39	.\$95,000 to \$97,499
V	40	.\$97,500 to \$99,999
V	41	.\$100,000 and over
D	FSPANISH	1 231 (1:2)
		Reference person or spouse of spanish origin
V		1 .Yes
V		2 .No
D	FILLER	9 232
		Filler
D	FFPOSOLD	2 241 (41:79)
		Trailer portion of unique household ID. 00 for HH record. Same function in family record is field FFPOSOLD (41-79) Same function in person record is PPPOSOLD (01-39)
U	ALL	
D	FILLER	682 243
		Filler

This page is left blank intentionally

**CURRENT POPULATION SURVEY, MARCH/APRIL 1992 MATCH FILE:
ALIMONY AND CHILD SUPPORT
DATA DICTIONARY**

PERSON RECORD

DATA	SIZE	BEGIN	
D PRECORD	1	1	(3:3)
V	3		.Person record
D PH-SEQ	5	2	(00001:99999)
			Household seq number
U All			
V	00001-		
V	99999		.Household sequence number
D PPOS	2	7	(41:79)
			Trailer portion of unique household ID. 00 for HH record. Same function in family record is field FFPOS (01-39) Same function in person record is PPOS (41-79)

* Edited Adult Control Card Items *			

D A-LINENO	2	9	(01:39)
			Item 18A - Line number
U All			
V	01-39		.Line number
D A-PARENT	2	11	(00:39)
			Item 18C - Parent's line number
U All			
V	00		.None
V	01-39		.Parent's line number
D A-EXPRRP	2	13	(01:14)
			Expanded relationship code
V	01		.Reference person with
V			.relatives
V	02		.Reference person without
V			.relatives
V	03		.Husband
V	04		.Wife
V	05		.Natural/adopted child
V	06		.Step child
V	07		.Grandchild
V	08		.Parent
V	09		.Brother/sister
V	10		.Other relative
V	11		.Foster child
V	12		.Nonrelative with relatives
V	13		.Partner/roommate
V	14		.Nonrelative without relatives
D A-AGE	2	15	(00:90)
			Item 18D - Age
U All			
V	00-90		.Years of age and over
D A-MARITL	1	17	(1:7)
			Item 18E - Marital status
U All			
V	1		.Married - civilian spouse
V			.present
V	2		.Married - af spouse present
V	3		.Married - spouse absent (exc.
V			.separated)
V	4		.Widowed

DATA	SIZE	BEGIN	
V	5		.Divorced
V	6		.Separated
V	7		.Never married
A-SPOUSE	2	18	(00:39)
			Item 18F - Spouse's line number
U All			
V	00		.None or children
V	01-39		.Spouse's line number
D A-SEX	1	20	(1:2)
			Item 18G - Sex
U All			
V	1		.Male
V	2		.Female
d A-VET	1	21	(0:6)
			Veteran status
V	0		.Children or armed forces
V	1		.Vietnam
V	2		.Korean war
V	3		.World war II
V	4		.World war I
V	5		.Other service
V	6		.Nonveteran
D A-HGA	2	22	(00:18)
			Item 18H - Educational attainment
U All			
V	00		.Children
V	31		.Less than 1st grade
V	32		.1st, 2nd, 3rd, or 4th grade
V	33		.5th or 6th grade
V	34		.7th and 8th grade
V	35		.9th grade
V	36		.10th grade
V	37		.11th grade
V	38		.12th grade no diploma
V	39		.High school graduate - high
V			.school diploma or equivalent
V	40		.Some college but no degree
V	41		.Associate degree in college -
V			.occupation/vocation program
V	42		.Associate degree in college -
V			.academic program
V	43		.Bachelor's degree
V			.(for example: BA,AB,BS)
V	44		.Master's degree (for example:
V			.MA,MS,MENG,MED,MSW,MBA)
D FILLER	1	24	
			Filler
D A-RACE	1	25	(1:5)
			Item 18J - Race
U All			
V	1		.White
V	2		.Black
V	3		.Amer Indian, Aleut Eskimo
V	4		.Asian or Pacific Islander
V	5		.Other

PERSON RECORD

DATA	SIZE	BEGIN	

* Person Recodes *			

D P-STAT	1	26	(1:3)
Status of person identifier			
V	1	.Civilian 15+	
V	2	.Armed Forces	
V	3	.Children 0 - 14	
D A-REORGN	2	27	(01:10)
Item 18K - Origin			
U All			
V	01	.Mexican American	
V	02	.Chicano	
V	03	.Mexican (Mexicano)	
V	04	.Puerto Rican	
V	05	.Cuban	
V	06	.Central or South American	
V	07	.Other Spanish	
V	08	.All other	
V	09	.Don't know	
V	10	.NA	
D A-FAMNUM	2	29	(00:19)
Family number			
U All			
V	00	.Not a family member	
V	01	.Primary family member only	
V	02-19	.Subfamily member	
D A-FAMTYP	1	31	(1:5)
Family type			
U All			
V	1	.Primary family	
V	2	.Nonfamily householder	
V	3	.Related subfamily	
V	4	.Unrelated subfamily	
V	5	.Secondary individual	
D A-FAMREL	1	32	(0:4)
Family relationship			
U All			
V	0	.Not a family member	
V	1	.Reference person	
V	2	.Spouse	
V	3	.Child	
V	4	.Other relative (primary family	
V		and unrelated subfamily only)	
D A-PFREL	1	33	(0:5)
Primary family relationship			
U All			
V	0	.Not in primary family	
V	1	.Husband	
V	2	.Wife	
V	3	.Own child	
V	4	.Other relative (e.g. grandchild	
V		of primary family)	
V	5	.Unmarried reference person	
D HHDFREL	1	34	(0:8)
Detailed household summary			
In household:			
V	1	.Householder	
V	2	.Spouse of householder	
Child of householder:			
V	3	.Under 18 years, single	
V		.(never married)	
V	4	.Under 18 years, ever married	
V	5	.18 years and over	
V	6	.Other relative of householder	
V	7	.Nonrelative of householder	

DATA	SIZE	BEGIN	
In group quarters:			
V	8	.Secondary individual	
D FAMREL	2	35	(01:11)
Family relationship - Primary and			
unrelated subfamily only			
V	01	.Reference person of family	
V	02	.Spouse of reference person	
Child of reference person:			
V	03	.Under 18 years, single	
V		.(never married)	
V	04	.Under 18 years, ever married	
V	05	.18 years and over	
Grandchild of reference person:			
V	06	.Grandchild of reference person	
Other relative of family of reference			
person:			
V	07	.Under 18 years, single	
V		.(never married)	
V	08	.Under 18 years, ever married	
V	09	.18 years and over	
Not in a family:			
Unrelated individual:			
V	10	.Nonfamily householder	
V	11	.Secondary individual	
D HHDFMX	2	37	(01:51)
Detailed household and family status			
In household:			
In primary family:			
V	01	.Householder	
V	02	.Spouse of householder	
Child of householder:			
Under 18, single (never married):			
V	03	.Reference person of subfamily	
V	04	.Not in a subfamily	
Under 18, ever-married:			
V	05	.Reference person of subfamily	
V	06	.Spouse of subfamily reference	
V		person	
V	07	.Not in a subfamily	
18 years and over, single (never			
married):			
V	08	.Head of a subfamily	
V	09	.Not in a subfamily	
18 years and over, ever-married:			
V	10	.Reference person of subfamily	
V	11	.Spouse of subfamily reference	
V		person	
V	12	.Not in a subfamily	
Stepchild of householder:			
Under 18, single (never married):			
V	13	.Reference person of subfamily	
V	14	.Not in a subfamily	
Under 18, ever-married:			
V	15	.Reference person of subfamily	
V	16	.Spouse of subfamily reference	
V		person	
V	17	.Not in a subfamily	
18 years and over, single			
(never married):			
V	18	.Head of a subfamily	
V	19	.Not in a subfamily	
18 years and over, ever-married:			
V	20	.Reference person of subfamily	
V	21	.Spouse of subfamily reference	
V		person	
V	22	.Not in a subfamily	
Grandchild of householder:			
Under 18, single (never married):			
V	23	.Reference person of subfamily	
V	24	.Child of a subfamily	
V	25	.Not in a subfamily	

DATA	SIZE	BEGIN		DATA	SIZE	BEGIN	
			Under 18, ever-married:	V	13	.60 to 61 years	
V	26		.Reference person of subfamily	V	14	.62 to 64 years	
V	27		.Spouse of subfamily reference	V	15	.65 to 69 years	
V			.person	V	16	.70 to 74 years	
V	28		.Not used	V	17	.75 years and over	
V	29		.Not in a subfamily	D FILLER	2	42	
			18 years and over, single]			Filler	
			(never married):	DPHF-SEQ	2	44	(01:39)
V	30		.Reference person of a subfamily			Pointer to the sequence number of own	
V	31		.Not in a subfamily			family record in household	
			18 years and over, ever-married:			(Care should be exercised when using	
V	32		.Reference person of subfamily			these data as the related subfamilies	
V	33		.Spouse of subfamily reference			are a part of the primary family and	
V			.person			usually their characteristics come from	
V	34		.Not in a subfamily			the primary family record)	
			Other relative of householder:	D PF-SEQ	2	46	(01:39)
			Under 18, single (never married):			Pointer to the sequence number of	
V	35		.Reference person of subfamily			family record in household	
V	36		.Child of subfamily reference			(related subfamilies point to primary	
V			.person			family)	
V	37		.Not in a subfamily	D PRNT-PTR	2	48	(01:39)
			Under 18, ever married:			Sequence number of parent in hhld	
V	38		.Reference person of subfamily	D FILLER	24	50	
V	39		.Spouse of subfamily reference			Filler	
V			.person	*****			
V	40		.Not in a subfamily			* Edited Labor Force Items	
			18 years and over, single			*****	
			(never married):	D A-MAJACT	1	74	(0:8)
V	41		.Reference person of a subfamily			Item 19 - What was ... doing most of	
V	42		.Not in a subfamily			last week	
			18 years and over, ever-married:	U All			
V	43		.Reference person of subfamily	V	0	.Children or armed forces	
V	44		.Spouse of subfamily reference	V	1	.Working	
V			.person	V	2	.With job but not at work	
V	45		.Not in a subfamily	V	3	.Looking for work	
			In unrelated subfamily	V	4	.Keeping house	
V	46		.Reference person of unrelated	V	5	.Going to school	
V			.subfamily	V	6	.Unable to work	
V	47		.Spouse of unrelated subfamily	V	7	.Retired	
V			.reference person	V	8	.Other	
V	48		.Child < 18, single(never-	D A-ANYWK	2	75	(-1:02)
V			.married) of unrelated			Item 20 - did ... do any work at all	
V			.subfamily reference person			last week, not counting work around the	
V	49		.Nonfamily householder			house	
V	50		.Secondary individual	U A-MAJACT (I-19)=2,3,4, 5,7 or 8			
V	51		.In group quarters: secondary	V	-1	.Not in universe	
V			.individuals	V	00	.Not in universe or	
				V		.children and armed forces	
				V	01	.Yes (NE 1,6)	
				V	02	.No	
D PARENT	1	39	(0:4)	D A-HRS1	2	77	(-1:99)
			Family members under 18 (excludes	V		ITEM 20A - HOW MANY HRS DID ... WORK LAST	
			reference person and	WEEK			
			spouse if under 18.)	V AT ALL JOBS			
V	0		.Not in universe	U A-MAJACTV (I-19) = 1 or A-ANYWK (I-20)= Yes			
			Presence of parents			-1 .Not in universe	
V	1		.Both parents present	V	00	.Not in universe or children and	
V	2		.Mother only present	V		.Armed Forces	
V	3		.Father only present	V	01:99	.Number of hrs	
V	4		.Neither parent present				
D AGE1	2	40	(00:17)				
			Age recode - persons 15+ years				
V	00		.Not in universe				
V	01		.15 years				
V	02		.16 and 17 years				
V	03		.18 and 19 years				
V	04		.20 and 21 years				
V	05		.22 to 24 years				
V	06		.25 to 29 years				
V	07		.30 to 34 years				
V	08		.35 to 39 years				
V	09		.40 to 44 years				
V	10		.45 to 49 years				
V	11		.50 to 54 years				
V	12		.55 to 59 years				

PERSON RECORD

DATA	SIZE	BEGIN	
D A-HRSCHK	2	79	(-1:3)
Item 20b - interviewer check of itm 20a			
U Same as A-HRS1 (I-20A)			
V	-1	.Not in universe	
V	00	.Not in universe or children	
V		.and armed forces	
V	01	.49+	
V	02	.1-34	
V	03	.35-48	
D A-USLFT	2	81	(-1:2)
Item 20C - Does ... usually work 35 hrs or more a week at this job (Part 1)			
U A-HRSCHK (I-20B)=2			
V	-1	.Not in universe	
V	0	.Not in universe or children	
V		.and Armed Forces	
V	1	.Yes	
V	2	.No	
D A-FTREAS	2	83	(-1:15)
Item 20C - Does ... usually work 35 hrs or more a week at this job (Part 2)			
U H-HRSCHK (I-20B)=2			
V	-1	.Not in universe	
V	00	.Not in universe or children	
V		.and Armed Forces	
V	01	.Slack work	
V	02	.Material shortage	
V	03	.Plant or machine repair	
V	04	.New job started during week	
V	05	.Job terminated during week	
V	06	.Could find only part time work	
V	07	.Holiday	
V	08	.Labor dispute	
V	09	.Bad weather	
V	10	.Own illness	
V	11	.On vacation	
V	12	.Too busy with house, school, etc.	
V	13	.Did not want full time work	
V	14	.Full-time work weeks < 35 hrs	
V	15	.Other	
D A-LOSTIM	2	85	(-1:2)
Item 20D - Did ... lose any time or take any time off last week for any reason such as illness, holiday or slack work?			
U A-HRSCHK (I-20B)=3			
V	-1	.Not in universe	
V	00	.Not in universe or children	
V		.and Armed Forces	
V	01	.Yes	
V	02	.No	
D A-OVRTIM	2	87	(-1:2)
Item 20E - Did ... work any overtime or at more than one job last week?			
U A-LOSTIM (I-20D)=2			
V	-1	.Not in universe	
V	00	.Not in universe or children	
V		.and Armed Forces	
V	01	.Yes	
V	02	.No	
D A-JOBABS	2	89	(-1:2)
Item 21 - Did ... have a job or business from which he/she was temporarily absent or on layoff last week			
U A-ANYWK (I-20)=2			
V	-1	.Not in universe	
V	00	.Not in universe or children	
V		.and Armed Forces	

DATA	SIZE	BEGIN	
V	01	.Yes	
V	02	.No	
D A-WHYABS	2	91	(-1:8)
Item 21A - Why was ... absent from work last week?			
U A-JOBABS (I-21) = 1			
V	-1	.Not in universe	
V	00	.Not in universe or children	
V		.and Armed Forces	
V	01	.Own illness	
V	02	.On vacation	
V	03	.Bad weather	
V	04	.Labor dispute	
V	05	.New job to begin within 30 days	
V	06	.Temporary layoff (under 30 days)	
V	07	.Indefinite layoff (30 days or more)	
V	08	.Other	
D A-PAYABS	2	93	(-1:3)
Item 21B - Is ... receiving wages or salary for any of the time off last week			
U A-WHYABS (I-21A)=1-4,8			
V	-1	.Not in universe	
V	00	.Not in universe or children	
V		.and Armed Forces	
V	01	.Yes	
V	02	.No	
V	03	.Self-employed	
D A-FTABS	2	95	(-1:2)
Item 21C - Does ... usually work 35 hours or more a week at this job			
U A-WHYABS (I-21A)=1-4,8			
V	-1	.Not in universe	
V	00	.Not in universe or children	
V		.and Armed Forces	
V	01	.Yes	
V	02	.No	
D A-LKWK	2	97	(-1:2)
Item 22 - Has ... been looking for work during the past 4 weeks			
U A-JOBABS (I-21)=2			
V	-1	.Not in universe	
V	00	.Not in universe or children	
V		.and Armed Forces	
V	01	.Yes	
V	02	.No	

* Item 22A - What has ... been doing in * * the last 4 weeks to find work * * Method use -- Multiple entries possible * *****			
D A-MTHD1	2	99	(-1:1)
Checked with public employment agency			
V	-1	.Not in universe	
V	00	.Not in universe or children	
V		.and Armed Forces	
V	01	.Entry	
D A-MTHD2	2	101	(-1:1)
Checked with private employment agency			
V	-1	.Not in universe	
V	00	.Not in universe or children	
V		.and Armed Forces	
V	01	.Entry	

DATA	SIZE	BEGIN		DATA	SIZE	BEGIN	
D A-MTHD3	2	103	(-1:1)	D A-AVAIL	2	119	(-1:2)
			Checked with employer directly				Item 22E1 - Could ... have taken a job
V	-1		.Not in universe				if one same as had been offered
V	0		.Not in universe or children	U A-WKSLK (I-22C)			
V			.and Armed Forces	V	-1		.Not in universe
V	1		.Entry	V	00		.Not in universe or children
				V			.and Armed Forces
D A-MTHD4	2	105	(-1:1)	V	01		.Yes
			Checked with friends or relatives	V	02		.No
V	-1		.Not in universe	D A-WHYNA	2	121	(-1:4)
V	00		.Not in universe or children				Item 22E2 - Why not
V			.and Armed Forces	U A-AVAIL (I-22E1)=2			
V	01		.Entry	V	-1		.Not in universe
D A-MTHD5	2	107	(-1:1)	V	00		.Not in universe or children
			Placed or answered ads	V			.and Armed Forces
V	-1		.Not in universe	V	01		.Already has a job
V	0		.Not in universe or children	V	02		.Temporary illness
V			.and Armed Forces	V	03		.Going to school
V	1		.Entry	V	04		.Other
D A-MTHD6	2	109	(-1:1)	D A-WHENLJ	2	123	(-1:5)
			Nothing				Item 22F - When did ... last work
V	-1		.Not in universe				at a full- same as
V	00		.Not in universe or children				time job or business lasting 2
V			.and Armed Forces				consecutive weeks or more
V	01		.Entry	U A-WKSLK (I-22C)			
D A-MTHD7	2	111	(-1:1)	V	-1		.Not in universe
			Other	V	00		.Not in universe or children
V	-1		.Not in universe	V			.and Armed Forces
V	00		.Not in universe or children	V	01		.In last 12 months
V			.and Armed Forces	V	02		.1-5 years ago
V	01		.Entry	V	03		.More than 5 years ago
D A-WHYLK	2	113	(-1:7)	V	04		.Never worked full time 2
			Item 22B - Why did ... start looking	V			.weeks or more
			for work was it because ...	V	05		.Never worked at all
U A-LKWK (I-22)=1 or A-WHYABS (I-21A)=5				D A-IND	3	125	(-1:991)
V	-1		.Not in universe				Item 23B - Industry
V	00		.Not in universe or children	U A-CLSWKR=1-7			
V			.and Armed Forces	V	-01		.Not in universe
V	01		.Lost job	V	000		.Old not in universe or children
V	02		.Quit job	V			.and Armed Forces
V	03		.Left school	V	010-991		.Legal code
V	04		.Wanted temporary work				*****
V	05		.Change in home or family				* See Industry Code Appendix A1 *
V			.responsibilities				* for List of Legal Codes *
V	06		.Left military service				*****
V	07		.Other	D A-OCC	3	128	(-1:905)
D A-WKSLK	2	115	(-1:99)				Item 23C - Occupation
			Item 22C - 1) How many weeks has ...	U A-CLSWKR=1-7			
			been looking for work 2) how many	V	-01		.Not in universe
			weeks ago did ... start looking	V	000		.Old not in universe or children
			3) how many weeks ago was ...	V			.and Armed Forces
			laid off	V	003:905		.Legal code
U A-WHYLK (I-22B)=ENTRY or							*****
A-WHYABS (I-21A)=6 OR 7							* See Occupation Code Appendix B1 *
V	-1		.Not in universe				* for List of Legal Codes *
V	00		.Not in universe or children				*****
V			.or Armed Forces	D A-CLSWKR	2	131	(-1:8)
V	01-99		.Entry				Item 23E - Class of worker
D A-LKFTPT	2	117	(-1:2)	U A-LFSR=1-3 or A-LFSR=4-7			
			Item 22D - Has ... been looking for	A-NLFROT=2 and A-NLFLJ=1-5			
			full-time or same as or part-time	V	00		.Not in universe or children
			work	V			.and Armed Forces
U A-WKSLK (I-22C)				V	01		.Private
V	-1		.Not in universe	V	02		.Federal government
V	00		.Not in universe or children	V	03		.State government
V			.and Armed Forces	V	04		.Local government
V	01		.Full-time	V	05		.Self-employed-incorporated
V	02		.Part-time				

PERSON RECORD

DATA	SIZE	BEGIN	
V	06		.Self-employed-not incorporated
V	07		.Without pay
V	08		.Never worked
D PPOSOLD	2	133	(01:39)
			Trailer portion of unique household ID. 00 for HH record. Same function in family record is field FFPOSOLD (41-79) Same function in person record is PPOSOLD (01-39)
D FILLER	30	135	
			Filler
D FILLER	14	165	
			Filler
D A-ENRCHK	2	179	(-1:2)
			Item 26 - Interviewer check item
U All			
V	-1		.Not in universe
V	00		.Children or Armed Forces
V	01		.This person is 16-24 years of .age
V	02		.All others
D A-ENRLW	2	181	(-1:2)
			Item 26A1 - Last week was ... attending or enrolled in a high school, college or university
U A-ENRCHK (I-26) = 1			
V	-1		.Not in universe
V	00		.Not in universe or children .and Armed Forces
V	01		.Yes
V	02		.No
D A-HSCOL	2	183	(-1:2)
			Item 26A2
U A-ENRLW (I-26A1) = 1			
V	00		.Not in universe or children .and Armed Forces
V	01		.High school
V	02		.College or univ.
D A-FTPT	2	185	(-1:2)
			Item 26B - Is ... enrolled in school as a full-time or part-time student
U A-ENRLW (I-26A1) = 1			
V	-1		.Not in universe
V	00		.Not in universe or children .and Armed Forces
V	01		.Full-time
V	02		.Part-time

* Labor Force Person Recodes *			

D A-LFSR	1	187	(0:7)
			Labor force status recode
U All			
V	0		.Children or Armed Forces
V	1		.Working
V	2		.With job,not at work
V	3		.Unemployed, looking for work
V	4		.Unemployed, on layoff
V	5		.Nilf - working w/o pay
V			.< 15 hrs; temp absent from .w/o pay job
V	6		.NILF - unavailable
V	7		.Other NILF

DATA	SIZE	BEGIN	
D A-UNTYPE	2	188	(-1:5)
			Reason for unemployment
U A-LFSR=3 or 4			
V	-1		.Not in universe
V	00		.Not in universe or children .and Armed Forces
V	01		.Job loser - on layoff
V	02		.Other job loser
V	03		.Job leaver
V	04		.Re-entrant
V	05		.New entrant
D A-NLFREA	2	190	(-1:11)
			Current activity/reason no looking for NILF recs
U LFSR=5, 6 or 7 & MIS=4 or 8			
V	-1		.Not in universe
V	00		.Not in universe or children .and Armed Forces
V	01		.School
V	02		.Ill, disabled
V	03		.Keeping house
V	04		.Retired or old age
V	05		.No desire
V	06		.Employers think too young or .old
V	07		.Lacks education or training
V	08		.Other personal reason
V	09		.Could not find work
V	10		.Thinks no job available
V	11		.Other
D A-WKSTAT	1	192	(0:7)
			Full/part-time status
U All			
V	0		.Children or Armed Forces
V	1		.Not in labor force
V	2		.Full-time schedules
V	3		.Part-time for economic .reasons, usually F/T
V	4		.Part-time for non-economic .reasons, usually P/T
V	5		.Part-time for economic .reasons, usually P/T
V	6		.Unemployed F/T
V	7		.Unemployed P/T
D A-EXPLF	2	193	(-1:2)
			Experienced labor force employment status
U A-COW NE 8			
V	-1		.Not in universe
V	00		.Not in experienced labor force
V	01		.Employed
V	02		.Unemployed
D A-WKSCH	2	195	(-1:4)
			Labor force by time worked or lost
U All			
V	-1		.Not in universe
V	00		.Not in universe
V	01		.At work
V	02		.With job, not at work
V	03		.Unemployed, seeks F/T
V	04		.Unemployed, seeks P/T
D A-CIVLF	2	197	(-1:1)
			Civilian labor force
V	-1		.Not in universe
V	00		.Not in universe or children .and Armed Forces
V	01		.In universe

DATA SIZE BEGIN
 D A-FTLF 2 199 (-1:1)
 Full/time labor force
 U F/T
 V -1 .Not in universe
 V 00 .Not in universe or children
 V .and Armed Forces
 V 01 .In universe
 V 02 .All other
 D FILLER 1 201
 Filler
 D A-MJIND 2 202 (-1:23)
 Major industry code
 U A-CLSWKR=1-7
 V -1 .Not in universe
 V 00 .Not in universe or children
 V 01 .Agriculture
 V 02 .Mining
 V 03 .Construction
 Manufacturing
 V 04 .Manufacturing-durable goods
 V 05 .Manufacturing-nondurable goods
 Transportation, Communications, and
 other Public Utilities
 V 06 .Transportation
 V 07 .Communications
 V 08 .Utilities and sanitary services
 Wholesale and Retail Trade
 V 09 .Wholesale trade
 V 10 .Retail trade
 V 11 .Finance, insurance and
 .real estate
 Services (12-20)
 V 12 .Private household
 Miscellaneous services
 V 13 .Business and repair
 V 14 .Personal services, except
 .private household
 V 15 .Entertainment
 Professional and related services
 V 16 .Hospital
 V 17 .Medical, except hospital
 V 18 .Educational
 V 19 .Social services
 V 20 .Other professional
 V 21 .Forestry and fisheries
 V 22 .Public administration
 V 23 .Armed Forces
 D A-DTIND 2 204 (-1:51)
 Detailed industry recode
 See appendix A2 for list of legal codes
 U A-CLSWKR=1-7
 V -1 .Not in universe
 V 00 .Not in universe OR CHILDREN OR
 V .ARMED FORCES
 D A-MJOCC 2 206 (-1:15)
 Major occupation code
 U A-CLSWKR=1-7
 V -1 .Not in universe
 V 00 .Not in universe for children
 V .or Armed Forces
 Managerial & Professional
 V 01 .Executive, admin. & managerial
 V 02 .Professional specialty
 Technical, Sales & Admin. Support
 V 03 .Technicians & related support
 V 04 .Sales
 V 05 .Administrative support,
 V .incl. clerical

DATA SIZE BEGIN
 Service
 V 06 .Private household
 V 07 .Protective service
 V 08 .Other service
 V 09 .Precision production,
 .craft & repair
 Operators, Fabricators & Laborers
 V 10 .Machine operators, assemblers
 V .& inspectors
 V 11 .Transportation & material moving
 V 12 .Handlers, equip. cleaners, etc.
 V 13 .Farming, forestry & fishing
 V 14 .Armed forces
 V 15 .No previous experience -
 V .never worked
 D A-DTOCC 2 208 (-1:46)
 Detailed occupation recode
 See appendix B2 for list of legal codes
 U A-CLSWKR=1-7
 V -1 .Not in universe
 V 00 .Not in universe for children
 V .or Armed Forces
 D FILLER 1 210
 Filler
 D A-RCOW 1 211 (0:7)
 Class of worker recode
 V 0 .Not in universe or children
 V .and Armed Forces
 V 1 .Private
 V 2 .Federal
 V 3 .State
 V 4 .Local
 V 5 .SE-Uninc.
 V 6 .Without pay
 V 7 .Never worked

 * The following items are from the March *
 * Supplement 665 questionnaire *

 * Edited Work Experience Items - All *
 * persons 15+ years *

 D WORKYN 1 212 (0:2)
 Item 29A
 Did ... work at a job or business
 at any time during 19..?
 V 0 .Not in universe
 V 1 .Yes
 V 2 .No
 D WTEMP 1 213 (0:2)
 Item 29B
 Did ... do any temporary, part-time,
 or seasonal work even for a few
 days during 19..?
 U WORKYN = 2
 V 0 .Not in universe
 V 1 .Yes
 V 2 .No
 D NWLOOK 1 214 (0:2)
 Item 30
 Even though ... did not work in 19..
 did spend and time trying to
 find a job or on layoff?

PERSON RECORD

DATA SIZE BEGIN

U WORKYN = 2
 V 0 .Not in universe
 V 1 .Yes
 V 2 .No
 D NWLKWK 2 215 (00:52)
 Item 31
 How may different weeks was ...
 looking for work or on layoff?
 U WORKYN = 2
 V 00 .Not in universe
 V 01 .1 week
 V ...
 V 52 .52 weeks

D RSNNOTW 1 217 (0:6)
 Item 32
 What was the main reason ... did not
 work in 19..?
 U WORKYN = 2
 V 0 .Not in universe
 V 1 .Ill or disabled
 V 2 .Retired
 V 3 .Taking care of home or family
 V 4 .Going to school
 V 5 .Could not find work
 V 6 .Other

D WKSWORK 2 218 (00:52)
 Item 33
 During 19.. in how many weeks did ...
 work even for a few hours include
 paid vacation and sick leave as work
 U WORKYN = 1
 V 00 .Not in universe
 V 01 .1 week
 V ...
 V 52 .52 weeks

D WKCHECK 1 220 (0:3)
 Item 34
 Interviewer check item - Number
 of weeks in item 34 is:
 U WORKYN = 1
 V 0 .Not in universe
 V 1 .1-49 weeks
 V 2 .50-51 weeks
 V 3 .52 weeks

D LOSEWKS 1 221 (0:2)
 Item 35
 Did ... lose any full weeks of work in
 19.. because was on layoff from
 a job or lost a job?
 U 50 OR 51 IN WKSWORK
 V 0 .Not in universe
 V 1 .Yes
 V 2 .No

D LKNONE 1 222 (0:1)
 Item 36
 You said... worked about (entry in
 item 33) weeks in 19... how many of
 the remaining (52 minus entry in
 item 33) weeks was ... looking for
 work or on layoff from a job?
 U1 TO 51 in WKSWORK
 V 0 .Not in universe
 V 1 .No weeks looking for work
 .or on layoff

DATA SIZE BEGIN

D LKWEES 2 223 (00:51)
 Item 36
 Weeks was ... looking for work or
 on layoff from a job?
 U 1 TO 51 in WKSWORK
 V 00 .Not in universe
 V 01 .01 weeks
 V ...
 V 51 .51 weeks

D LKSTRCH 1 225 (0:3)
 Item 37
 Were the (entry in item 36) weeks ...
 was looking for work (or on layoff)
 all in one stretch?
 U Entry in LKWEES
 V 0 .Not in universe
 V 1 .Yes, 1 stretch
 V 2 .No, 2 stretches
 V 3 .No, 3 plus stretches

D PYRSN 1 226 (0:6)
 Item 38
 What was the main reason ... was not
 working or looking for work in the
 remaining weeks of 19..?
 U Sum of entries in WKSWORK and LKWEES
 add to a number less than 52
 V 0 .Not in universe
 V 1 .Ill or disabled
 V 2 .Taking care of home
 V 3 .Going to school
 V 4 .Retired
 V 5 .No work available
 V 6 .Other

D PHMEMPRS 1 227 (0:3)
 Item 39
 For how many employers did ... work
 in 19..? if more than one at same time,
 only count it as one employer.
 U Yes in WKSWORK
 V 0 .Not in universe
 V 1 .1 employer
 V 2 .2
 V 3 .3 plus

D HRSWK 2 228 (00:99)
 Item 40
 In the weeks that ... worked how may
 hours did ... usually work per week?
 U WORKYN = 1
 V 00 .Not in universe
 V 01 .1 hour
 V ...
 V 99 .99 hours plus

D HRCHECK 1 230 (0:3)
 Item 41
 Interviewer check item - Number of
 hours in item 41 is?
 U WORKYN = 1
 V 0 .Not in universe
 V 1 .Part-time (1-34)
 V 2 .Full-time (35+)

D PTYN 1 231 (0:2)
 Item 42
 Did ... work less than 35 hours for at
 least one week in 19..? Exclude time
 off with pay because of holidays,
 vacation, days off, or sickness.
 U HRCHECK = 1
 V 0 .Not in universe

DATA SIZE BEGIN

V 1 .Yes

V 2 .No

D PTWEEKS 2 232 (00:52)

 Item 43

 How many weeks did ... work less than 35 hours in 19..?

U PTYN = 1

V 00 .Not in universe

V 01 .1 week

V ..

V 52 .52 weeks

D PTRSN 1 234 (0:4)

 Item 44

 What was the main reason ... worked less than 35 hours per week?

U PTYN = 1

V 0 .Not in universe

V 1 .Could only find PT job

V 2 .Wanted part-time

V 3 .Slack work

V 4 .Other

D FILLER 1 235

 Filler

D LJCW 1 236 (0:7)

 Item 46E

 Class of worker

U WORKYN = 1

V 0 .Not in universe

V 1 .Private

V 2 .Federal

V 3 .State

V 4 .Local

V 5 .Self employed incorporated, yes

V 6 .Self employed incorporated, .no or farm

V 7 .Without pay

D INDUSTRY 3 237 (000:991)

 Item 46B

 Industry of longest job

 See industry code appendix A1 for list of legal codes

U WORKYN = 1

V 000 .Not in universe

V 010-991 .Industry code

D OCCUP 3 240 (000:905)

 Item 46C

 Occupation of longest job

 See industry code appendix B1 for list of legal codes

U WORKYN = 1

V 000 .Not in universe

V 003-905 .Occupation code

* Work experience recodes based on longest*
* job last year *

D WEXP 2 243 (00:13)

 Recode - Worker/nonworker recode - full/part-time workers

U WORKYN = 1

V 00 .Not in universe

 Worked full-time

V 01 .50 TO 52 weeks

V 02 .48 TO 49 weeks

V 03 .40 TO 47 weeks

V 04 .27 TO 39 weeks

DATA SIZE BEGIN

V 05 .14 TO 26 weeks

V 06 .13 weeks or less

 Worked part-time

V 07 .50 TO 52 weeks

V 08 .48 TO 49 weeks

V 09 .40 TO 47 weeks

V 10 .27 TO 39 weeks

V 11 .14 TO 26 weeks

V 12 .13 weeks or less

V 13 .Nonworker

D WEWKRS 1 245 (0:5)

 Recode - Worker/nonworker recode - weeks worked last year

V 0 .Not in universe

 Full year worker

V 1 .Full-time

V 2 .Part-time

 Part year worker

V 3 .Full-time

V 4 .Part-time

V 5 .Nonworker

D WELKNW 1 246 (0:7)

 Recode - Worker/nonworker recode - weeks looking for nonworkers

V 0 .Children or Armed Forces

V 1 .None (not looking for work)

V 2 .1 to 4 weeks looking

V 3 .5 to 14 weeks looking

V 4 .15 to 26 weeks looking

V 5 .27 to 39 weeks looking

V 6 .40 or more weeks looking

V 7 .Workers

D WEUEMP 1 247 (0:9)

 Recode - Worker/nonworker recode - part year worker weeks looking

V 0 .Not in universe

V 1 .None

V 2 .1 to 4 weeks

V 3 .5 to 10 weeks

V 4 .11 to 14 weeks

V 5 .15 to 26 weeks

V 6 .27 to 39 weeks

V 7 .40 or more weeks

V 8 .Full year worker

V 9 .Nonworker

D EARNER 1 248 (0:2)

 Recode - Earner status

U PEARNVAL GE 1

V 0 .Not in universe

V 1 .Earner

V 2 .Nonearner

D CLWK 1 249 (0:5)

 Recode - Longest job class of worker recode

U WORKYN = 1

V 0 .Not in universe

V 1 .Private (includes .self-employment, inc)

V 2 .Government

V 3 .Self-employed

V 4 .Without pay

V 5 .Never worked

D WECLW 1 250 (0:9)

 Recode - Longest job class of worker

U WORKYN = 1

V 0 .Not in universe

 Agriculture

V 1 .Wage and salary

PERSON RECORD

DATA	SIZE	BEGIN
V	2	.Self-employed
V	3	.Unpaid Nonagriculture
V	4	.Private household
V	5	.Other private
V	6	.Government
V	7	.Self-employed
V	8	.Unpaid
V	9	.Never worked
D POCU2 2 251 (00:53)		
Occup. of longest job by detailed groups		
Managerial and professional specialty occupations executive, administrative, and managerial occupations		
U WORKYN = 1		
V	01	.Officials and administrators, .public administration
Managers and administrators except public administration		
V	03	.Salaried
V	04	.Self-employed
V	05	.Management related occupations
V	06	.Accountants and auditors
Professional specialty occupations		
V	07	.Engineers, architects, and .surveyors
V	08	.Engineers
V	09	.Natural scientists and .mathematicians
V	10	.Computer systems analysts .and scientists
V	11	.Health diagnosing occupations
V	12	.Physicians and dentists
V	13	.Health assessment and treating .occupations
V	14	.Teachers, librarians, and .counselors
V	15	.Teachers, except postsecondary
V	16	.Other professional specialty .occupations
Technical: sales, and administrative support occupations		
V	17	.Health technologists and .technicians
V	18	.Engineering and science .technicians
V	19	.Technicians, except health: .engineering: and science
Sales occupations		
V	20	.Supervisors and proprietors, .sales occupations
V	21	.Sales representatives, .commodities and finance
V	22	.Other sales occupations
Administrative support occupations, including clerical		
V	23	.Computer equipment operators
V	24	.Secretaries, stenographers , .and typists
V	25	.Financial records processing .occupations
V	26	.Other administrative support .occupations, including clerical
Service occupations		
V	27	.Private household occupations
V	28	.Service occupations, protective
V	29	.Food services occupations
V	30	.Health service occupations
V	31	.Cleaning and building service .occupations
V	32	.Personal service occupations

DATA	SIZE	BEGIN
Farming, forestry, and fishing occupations		
V	33	.Farm operators and managers
V	34	.Farm occupations, except .managerial
V	35	.Related agricultural .occupations
V	36	.Forestry and fising occupations
Precision production: craft, and repair occupations		
V	37	.Mechanics and repairers
V	38	.Construction trades and .extractive occupations
V	39	.Carpenters
Precision production occupations		
V	40	.Supervisors, production .occupations
V	41	.Precision metal working .occupations
V	42	.Other precision production .occupations
Operators, fabricators, and laborers		
Machine operators, assemblers , and inspectors		
V	43	.Machine operators and tenders, .except precision
V	44	.Fabricators, assemblers and .hand working occupations
V	45	.Production inspectors, testers, .samplers, and weighers
V	46	.Transportation occupations
V	47	.Material moving equipment .operators
Handlers , equipment cleaners, helpers and laborers		
V	48	.Construction laborers
V	49	.Freight, stooek and material .handlers
V	50	.Other specified handlers, .equipment cleaners and helpers
V	51	.Laborers , except construction
V	52	.Armed Forces
V	53	.Never worked
D WEMOCC 2 253 (00:15)		
Recode - Occupation of longest job by major groups		
U WORKYN = 1		
V	00	.NIU
Managerial and professional specialty occupations		
V	01	.Executive, administrative, .and managerial occupations
V	02	.Professional specialty .occupations
Technical, sales, and administrative support occupations		
V	03	.Technicians and related support .occupations
V	04	.Sales occupations
V	05	.Administrative support .occupations, including clerical .Service occupations
V	06	.Private household occupations
V	07	.Protective service occupations
V	08	.Service occupations, except .household and protective
V	09	.Farming, forestry, and fishing .occupations
V	10	.Precision production: craft, .and repair occupations

DATA	SIZE	BEGIN	
			Operators, fabricators, and laborers
V	11		.Machine operators, assemblers,
V			.and inspectors
V	12		.Transportation and material
V			.moving occupations
V	13		.Handlers, equipment cleaners,
V			.helpers, and laborers
V	14		.Armed Forces
V	15		.Never worked
D WEIND	2	255	(00:47)
			Recode - Industry of longest job by
			detailed groups
U WORKYN	=	1	
V	00		.NIU
V	01		.Agriculture 010-021
V	02		.Mining 040-050
V	03		.Construction 060
			Manufacturing
			Durable Goods
V	04		.Lumber and wood products,
V			.except furniture 230-241
V	05		.Furniture and fixtures 242
V	06		.Stone, clay, glass, concrete
V			.products 250-262
			Metal industries
V	07		.Primary metals 270-280
V	08		.Fabricated metals 281-300
V	09		.Not specified metal
V			.industries 301
V	10		.Machinery, except
V			.electrical 310-332
V	11		.Electrical machinery,
V			.equipment, supplies 340-350
V			Transportation equipment
V	12		.Motor vehicles and
V			.equipment 351
V			Other transportation equipment
V	13		.Aircraft and parts 352
V	14		.Other transportation
V			.equipment 360-370
V	15		.Professional and photo
V			.equipment, watches 371-382
V	16		.Toys, amusements, and
V			.sporting goods 390
V	17		.Miscellaneous and unspecified
V			.manufacturing, industry 391-39
			Nondurable goods
V	18		.Food and kindred
V			.products 100-122
V	19		.Tobacco manufactures 130
V	20		.Textile mill products 132-150
V	21		.Apparel and other finished
V			.textile products 151-152
V	22		.Paper and allied
V			.products 160-162
V	23		.Printing, publishing,
V			.and allied industry 171-172
V	24		.Chemicals and allied
V			.products 180-192
V	25		.Petroleum and coal
V			.products 200-201
V	26		.Rubber and miscellaneous
V			.plastics products 210-212
V	27		.Leather and leather
V			.products 220-222
			Transportation: communications,
			and other public utilit
V	28		.Transportation 400-432
			Communication and other public utilities
V	29		.Communication 440-442
V	30		.Utilities and sanitary
V			.services 460-472

DATA	SIZE	BEGIN	
			Wholesale and retail trade
V	31		.Wholesale trade 500-571
V	32		.Retail trade 580-691
			Finance, insurance, and real estate
V	33		.Banking and other
V			.finance 700-710
V	34		.Insurance and real
V			.estate 711-712
			Service
V	35		.Private household 761
			Miscellaneous services
			Business and repair services
V	36		.Business services 721-742
V	37		.Repair services 750-760
V	38		.Personal service except
V			.private household 762-791
V	39		Entertainment and recreation
V			.services 800-802
			Professional and related services
V	40		.Hospitals 831
V	41		.Health services, except
V			.hospitals 812-830, 832-840
V	42		.Educational services 842-860
V	43		.Social services 861-871
V	44		.Other professional
V			.services 841, 872-892
V	45		.Forestry and fisheries 030-031
V	46		.Public administration 900-932
V	47		.Never worked
D WEMIND	2	257	(00:15)
			Recode - Industry of longest job by
			major industry groups
U WORKYN	=	1	
V	00		.NIU
V	01		.Agriculture, forestry, and
V			.fisheries
V	02		.Mining
V	03		.Construction
			Manufacturing
V	04		.Durable goods
V	05		.Nondurable goods
V	06		.Transportation, communications
V			.& public utilities
			Wholesale and retail trade
V	07		.Wholesale trade
V	08		.Retail trade
V	09		.Finance, insurance, and
V			.real estate
V	10		.Business and repair services
			Personal services
V	11		.Personal services, including
V			.private households
V	12		.Entertainment and recreation
V			.services
V	13		.Professional and related
V			.services
V	14		.Public administration
V	15		.Never worked
D FILLER	2	259	
			Filler

* Edited Migration Items -- Persons 1+ *			

D MIGSAME	1	261	(0:2)
			Item 54
			Was ... living in this house 1 year ago?
V	0		.Not in universe under 1
V			.years old
V	1		.Yes
V	2		.No

PERSON RECORD

DATA	SIZE	BEGIN	
D GRIN-REG	1	262	(0:5)
			Recode - Region of previous residence
U MIGSAME = 2			
V	0		.Not in universe under
V			.1 year old/nonmover
V	1		.Northeast
V			.Maine
V			.New Hampshire
V			.Vermont
V			.Massachusetts
V			.Rhode Island
V			.Connecticut
V			.New York
V			.New Jersey
V			.Pennsylvania
V	2		.Midwest
V			.Ohio
V			.Indiana
V			.Illinois
V			.Michigan
V			.Wisconsin
V			.Minnesota
V			.Iowa
V			.Missouri
V			.North Dakota
V			.South Dakota
V			.Nebraska
V			.Kansas
V	3		.South
V			.Delaware
V			.Maryland
V			.District of Columbia
V			.Virginia
V			.West Virginia
V			.North Carolina
V			.South Carolina
V			.Georgia
V			.Florida
V			.Kentucky
V			.Tennessee
V			.Alabama
V			.Mississippi
V			.Arkansas
V			.Louisiana
V			.Oklahoma
V			.Texas
V	.4		.West
V			.Montana
V			.Idaho
V			.Wyoming
V			.Colorado
V			.New Mexico
V			.Arizona
V			.Utah
V			.Nevada
V			.Washington
V			.Oregon
V			.California
V			.Alaska
V			.Hawaii
V	5		.Abroad
D GRIN-ST	2	263	(00:56,96)
			Recode - FIPS state code from the
			GRIN file
MIGSAME = 2			
V	00		.NIU, nonmover
V	01		.Alabama
V	02		.Alaska
V	04		.Arizona
V	05		.Arkansas
V	06		.California
V	08		.Colorado
V	09		.Connecticut

DATA	SIZE	BEGIN	
V	10		.Delaware
V	11		.District of Columbia
V	12		.Florida
V	13		.Georgia
V	15		.Hawaii
V	16		.Idaho
V	17		.Illinois
V	18		.Indiana
V	19		.Iowa
V	20		.Kansas
V	21		.Kentucky
V	22		.Louisiana
V	23		.Maine
V	24		.Maryland
V	25		.Massachusetts
V	26		.Michigan
V	27		.Minnesota
V	28		.Mississippi
V	29		.Missouri
V	30		.Montana
V	31		.Nebraska
V	32		.Nevada
V	33		.New Hampshire
V	34		.New Jersey
V	35		.New Mexico
V	36		.New York
V	37		.North Carolina
V	38		.North Dakota
V	39		.Ohio
V	40		.Oklahoma
V	41		.Oregon
V	42		.Pennsylvania
V	44		.Rhode Island
V	45		.South Carolina
V	46		.South Dakota
V	47		.Tennessee
V	48		.Texas
V	49		.Utah
V	50		.Vermont
V	51		.Virginia
V	53		.Washington
V	54		.West Virginia
V	55		.Wisconsin
V	56		.Wyoming
V	96		.Abroad

* Migration Recodes *			

D MIG-MTR1	2	265	(01:09)
			Migration recode
U AGE = 1+			
V	01		.Nonmover
V	02		.MSA to MSA
V	03		.MSA to NONMSA
V	04		.NonMSA to MSA
V	05		.NonMSA to NONMSA
V	06		.Abroad to MSA
V	07		.Abroad to NONMSA
V	08		.Not in universe
V			.(children under 1 year old)
V	09		.Not identifiable
D MIG-MTR3	1	267	(1:9)
			Migration recode
U AGE = 1+			
V	1		.Nonmover
V	2		.Same county
V	3		.Different county, same state
V	4		.Different state, same division
V	5		.Different division, same region
V	6		.Different region
V	7		.Abroad

DATA SIZE BEGIN

V 8 .Not in universe (children under
V .1 yr old)
V 9 .Not identifiable

D MIG-MTR4 2 268 (01:10)
Migration recode

U AGE = 1+

V 01 .Nonmover
V 02 .Same county
V 03 .Different county, same state
V 04 .Different state in northeast
V 05 .Different state in midwest
V 06 .Different state in south
V 07 .Different state in west
V 08 .Abroad
V 09 .Not in universe (children under
V .1 year old)
V 10 .Not identifiable

D MIGSUN 1 270 (1:3)
Migration recode
Previous residence in sunbelt
North Carolina
South Carolina
Georgia
Florida
Alabama
Mississippi
Louisiana
Tennessee
Arkansas
Oklahoma
Texas
New Mexico
Arizona
Nevada - Clark County Only
California
(If in the following counties:
Imperial, Kern, Los Angeles,
Orange, Riverside, San Bernardino,
San Diego, Santa Barbara, & Ventura)

U MIGSAME = 2
V 1 .Yes
V 2 .No
V 3 .Not in universe
V .(children < 1 or nonmover)

D GRN-PLAC 1 271 (0:4)
Item 55A
Metropolitan statistical area
status description of residence
last year

U MIGSAME = 2
V 0 .Not in universe, nonmover
V 1 .MSA
V 2 .Non MSA
V 3 .Abrcad
V 4 .Not identifiable

D PLACDSCP 1 272 (0:5)
Item 55A
Place description of residence last year

U MIGSAME = 2
V 0 .Not in universe, nonmover
V 1 .Central city
V 2 .MSA/PMSA balance
V 3 .Non MSA/PMSA
V 4 .Abroad
V 5 .Not identifiable

DATA SIZE BEGIN

* Edited and Allocated Income Fields - *
* Persons 15+ Years *

D NOEMP 1 273 (0:6)
Item 47
Counting all locations where this
employer operates, what is the total
number of persons who work for
... 's employer?

V 0 .NIU
V 1 .Under 10
V 2 .10 - 24
V 3 .25 - 99
V 4 .100 - 499
V 5 .500 - 999
V 6 .1000+

* Source of Income -- Earnings -- *
* Items 48A through 49B -- Persons 15+ *
* Years *

D ERN-YN 1 274 (0:2)
Earnings from longest job recode
Earnings from employer or net earnings
from business/farm after expenses from
longest job during 19..

V 0 .Not in universe
V 1 .Yes
V 2 .No

D ERN-VAL 6 275 (-9999:99999)
Item 48A & B
How much did ... earn from this
employer before deductions in 19..?
What was ... net earnings from this
business/farm after expenses
during 19..?

U ERN-YN = 1
V 00000 .None or not in universe
V -9999-
V 99999 .Wages & self-employment

D ERN-SRCE 1 281 (0:4)
Earnings recode
Source of earnings from longest job.

U ERN-YN = 1
V 0 .Not in universe
V 1 .Wage and salary
V 2 .Self employment
V 3 .Farm self employment
V 4 .Without pay

D ERN-OTR 1 282 (0:2)
Item 49A
Did ... earn money from other work
he/she did during 19..?

V 0 .Not in universe
V 1 .Yes
V 2 .No

D WAGEOTR 1 283 (0:2)
Item 49B
Other wage and salary earnings

U ERN-OTR = 1
V 0 .Not in universe
V 1 .Yes
V 2 .No

PERSON RECORD

DATA SIZE BEGIN

D WS-VAL 5 284 (00000:99999)
 Item 49B
 Other wage and salary earnings
 U ERN-OTR = 1
 V 00000 .None or not in universe
 V 00001-
 V 99999 .Wage and salary

D WSAL-YN 1 289 (0:2)
 Recode
 Any wage and salary earnings in
 ERN-YN or WAGEOTR
 U ERN-YN .1 OR WAGEOTR = 1
 V 0 .Not in universe
 V 1 .Yes
 V 2 .No

D WSAL-VAL 6 290 (000000:199998)
 Recode - Total wage and salary earnings
 (Combined amounts in ERN-VAL, if
 ERN-SRCE=1, and WS-VAL)
 U ERN-YN .1 OR WAGEOTR = 1
 V 000000 .None or not in universe
 V 000001-
 V 199998 .Wage and salary

D SEOTR 1 296 (0:2)
 Other work - Own business
 self-employment
 U ITEM 49B ERN-OTR = 1
 V 0 .Not in universe
 V 1 .Yes
 V 2 .No

D SE-VAL 5 297 (-9999:99999)
 Other work - Own business
 self-employment earnings
 U ITEM 49B ERN-OTR = 1
 V 00000 .None or not in universe
 V -9999-
 V 99999 .Own business self employment

D SEMP-YN 1 302 (0:2)
 Recode - Any own business
 self-employment in ERN-YN or SEOTR
 U ERN-YN .1 or SEOTR = 1
 V 0 .Not in universe
 V 1 .Yes
 V 2 .No

D SEMP-VAL 6 303 (-9999:199998)
 Total own business self-employment
 earnings
 (Combined amounts in ERN-VAL, if
 ERN-SRCE=2, and SE-VAL)
 U ERN-YN .1 OR SEOTR = 1
 V 000000 .None or not in universe
 V -9999-
 V 199998 .Own business self employment

D FRMOTR 1 309 (0:2)
 Farm self-employment
 U ITEM 49B ERN-OTR = 1
 V 0 .Not in universe
 V 1 .Yes
 V 2 .No

D FRM-VAL 5 310 (-9999:99999)
 Farm self-employment earnings
 U ITEM 49B ERN-OTR = 1
 V 00000 .None or not in universe
 V -9999-
 V 99999 .Farm self employment

DATA SIZE BEGIN

D FRSE-YN 1 315 (0:2)
 Any own farm self-employment in
 ERN-YN or FRMOTR
 U ERN-YN .1 or FRMOTR = 1
 V 0 .Not in universe
 V 1 .Yes
 V 2 .No

D FRSE-VAL 6 316 (-9999:199998)
 Recode - Total amount of farm
 self-employment earnings
 (Combined amounts in ERN-VAL, if
 ERN-SRCE=3, and FRSE-VAL)
 U ERN-YN .1 OR FRMOTR = 1
 V 000000 .None or not in universe
 V -9999-
 V 199998 .Farm self employment

 * Source of Income *
 * Unemployment Compensation *

D UC-YN 1 322 (0:2)
 Item 52A
 At any time during 19.. did ... receive
 any state or federal unemployment
 compensation
 V 0 .Not in universe
 V 1 .Yes
 V 2 .No

D SUBUC 1 323 (0:2)
 Item 52A
 At any time during 19.. did ... receive
 any supplemental unemployment benefits
 U UC-YN = 1
 V 0 .Not in universe
 V 1 .Yes
 V 2 .No

D STRKUC 1 324 (0:2)
 Item 52A
 At any time during 19.. did ... receive
 any union unemployment or strike
 benefits
 U UC-YN = 1
 V 0 .Not in universe
 V 1 .Yes
 V 2 .No

D UC-VAL 5 325 (00000:99999)
 Item 52B
 How much did ... receive in unemployment
 benefits during 19..
 U UC-YN = 1
 V 00000 .None or not in universe
 V 00001-
 V 99999 .Unemployment compensation

 * Source of Income - Worker's Compensation *

D WC-YN 1 330 (0:2)
 Item 53A
 During 19.. did ... receive any worker's
 compensation payments or other payments
 as a result of a job related injury or
 illness
 V 0 .Not in universe
 V 1 .Yes
 V 2 .No

DATA SIZE BEGIN
 D WC-TYPE 1 331 (0:4)
 Item 53B
 What was source of these payments
 U WC-YN = 1
 V 0 .Not in universe
 V 1 .State worker's compensation
 V 2 .Employer or employers insurance
 V 3 .Own insurance
 V 4 .Other

D WC-VAL 5 332 (00000:99999)
 Item 53C
 How much compensation did ... receive during 19..?
 U WC-YN = 1
 V 00000 .None or not in universe
 V 00001-
 V 99999 .Worker's compensation

 * Source of Income *
 * Social Security Income *

D SS-YN 1 337 (0:2)
 Item 56B
 Did ... receive S.S.?
 U HSS-YN = 1
 V 0 .Not in universe
 V 1 .Yes
 V 2 .No

D SS-VAL 5 338 (00000:29999)
 Item 56C
 How much did ... receive in Social Security payments during 19..
 U SS-YN = 1
 V 00000 .None or not in universe
 V 00001-
 V 29999 .Social Security
 V

 * Source of Income *
 * Supplemental Security Income *

D SSI-YN 1 343 (0:2)
 Item 57B
 Did ... receive SSI?
 U HSSI-YN = 1
 V 0 .Not in universe
 V 1 .Yes
 V 2 .No

D SSI-VAL 4 344 (0000:9999)
 Item 57C
 How much did ... receive in supplemental security income during 19..
 U SSI-YN = 1
 V 0000 .None or not in universe
 V 0001-9999 .Supplemental security income

 * Source of Income *
 * Public Assistance or Welfare *

D PAW-YN 1 348 (0:2)
 Item 59B
 Did ... receive public assistance?
 U HPAW-YN = 1
 V 0 .Not in universe
 V 1 .Yes
 V 2 .No

DATA SIZE BEGIN
 D PAW-TYP 1 349 (0:3)
 Item 59C
 Did ... receive AFDC or some other type of assistance?
 U PAW-YN = 1
 V 0 .Not in universe
 V 1 .AFDC (ADC)
 V 2 .Other
 V 3 .Both

D PAW-MON 2 350 (00:12)
 Item 59D
 In how many months of 19.. did ... receive Social Security payments
 U PAW-YN = 1
 V 00 .Not in universe
 V 01 .One
 V ...
 V 12 .Twelve

D PAW-VAL 5 352 (00000:19999)
 Item 59E
 How much did ... receive in public assistance or welfare during 19..
 U PAW-YN = 1
 V 00000 .None or not in universe
 V 00001-19999 .Public assistance income

 * Source of Income *
 * Veterans' Administration Benefits *

D VET-YN 1 357 (0:2)
 Item 60B
 Did ... receive veterans' payments?
 U HVET-YN = 1
 V 0 .Not in universe
 V 1 .Yes
 V 2 .No

 * VET-TYP1 Throught VET-TYP5 *
 * What type of veterans payments did *
 * receive? *

D VET-TYP1 1 358 (0:2)
 Item 60C
 Disability compensation
 U VET-YN = 1
 V 0 .Not in universe
 V 1 .Yes
 V 2 .No

D VET-TYP2 1 359 (0:2)
 Item 60C
 SURVIVOR BENEFITS
 U VET-YN = 1
 V 0 .Not in universe
 V 1 .Yes
 V 2 .No

D VET-TYP3 1 360 (0:2)
 Item 60C
 Veterans' pension
 VET-YN = 1
 V 0 .Not in universe
 V 1 .Yes
 V 2 .No

PERSON RECORD

DATA SIZE BEGIN

D VET-TYP4 1 361 (0:2)
 Item 60C VET-YN = 1
 Education assistance
 V 0 .Not in universe
 V 1 .Yes
 V 2 .No

D VET-TYP5 1 362 (0:2)
 Item 60C
 Other veterans' payments
 U VET-YN = 1
 V 0 .Not in universe
 V 1 .Yes
 V 2 .No

D VET-QVA 1 363 (0:2)
 Item 60D
 Is ... required to fill out an annual
 income questionnaire for the Veterans'
 Administration?
 U VET-YN = 1
 V 0 .Not in universe
 V 1 .Yes
 V 2 .No

D VET-VAL 5 364 (00000:29999)
 Item 60E
 How much did ... receive from Veterans'
 Administration during 19..?
 U VET-YN = 1
 V 00000 .None or not in universe
 V 1-29999 .Veterans' payments

 * Source of Income --- Survivor's Income *

D SUR-YN 1 369 (0:2)
 Item 61B
 Other than Social Security or VA
 benefits did ... receive and income in
 19.. from survivor or widow's pensions,
 estates, trusts, annuities or any other
 survivors benefits?
 U HSUR-YN = 1
 V 0 .Not in universe
 V 1 .Yes
 V 2 .No

D SUR-SC1 2 370 (00:10)
 Item 61C
 What was the source of this income?
 survivor's income - source 1
 U SUR-YN = 1
 V 00 .None or not in universe
 V 01 .Company or union survivor
 .pension
 V 02 .Federal government
 V 03 .US military retirement
 .survivor pension
 V 04 .State or local gov't
 .survivor pension
 V 05 .US railroad retirement
 .survivor pension
 V 06 .Worker's compensation survivor
 V 07 .Not used
 V 08 .Regular payments from estates
 .or trusts
 V 09 .Regular payments from
 .annuities or paid-up life
 .insurance
 V 10 .Other or don't know

DATA SIZE BEGIN

D SUR-SC2 2 372 (00:10)
 Item 61D
 Any other pension or retirement income?
 survivor's income - source 2
 (See source types in SUR-SC1 above)
 U SUR-YN = 1

D SUR-VAL1 5 374 (00000:99999)
 Item 61E
 How much did ... receive from source 1
 (See SUR-SC1) during 19..?
 Survivor's income - source 1
 U SUR-YN = 1
 V 00000 .None or not in universe
 V 00001-
 V 99999 .Survivor's income - source one

D SUR-VAL2 5 379 (00000:99999)
 Item 61G
 How much did ... receive from source 2
 (See SUR-SC2) during 19..?
 Survivor's income - source 2
 U SUR-YN = 1
 V 00000 .None or not in universe
 V 00001-
 V 99999 .Survivor's income - source 1

D SRVS-VAL 6 384 (000000:199998)
 Recode total amount of survivor's
 income received (combined amounts in
 SUR-VAL1 and SUR-VAL2)
 V 000000 .None or not in universe
 V 000001-
 V 999999 .Survivor's income

 * Source of Income --- Disability Income *

D DIS-HP 1 390 (0:2)
 Item 62B
 Does ... have a health problem or a
 disability which prevents him/her from
 working or which limits the kind or
 amount of work?
 U HDIS-YN = 1
 V 0 .Not in universe
 V 1 .Yes
 V 2 .No

D DIS-CS 1 391 (0:2)
 Item 62C
 Did ... retire or leave a job for
 health reasons
 U HDIS-YN = 1
 V 0 .Not in universe or children
 V 1 .Yes
 V 2 .No

D DIS-YN 1 392 (0:2)
 Item 64B
 Other than Social Security or VA
 benefits did ... receive
 any income in 19.. as a result of
 health problems
 U HDIS-YN .1 or HRET-YN = 1
 V 0 .Not in universe or children
 V 1 .Yes
 V 2 .No

DATA SIZE BEGIN

D DIS-SC1 2 393 (00:10)
 Item 64C
 What was the source of income
 disability income - source 1

U DIS-YN = 1
 V 00 .Not in universe
 V 01 .Worker's compensation
 V 02 .Company or union disability
 V 03 .Federal government disability
 V 04 .US military retirement
 V .disability
 V 05 .State or local gov't employee
 V .disability
 V 06 .US railroad retirement
 V .disability
 V 07 .Accident or disability
 V .insurance
 V 08 .Not used
 V 09 .Not used
 V 10 .Other or don't know

D DIS-SC2 2 395 (00:10)
 Item 64C
 Any other disability income?
 Disability income - source 2
 (See DIS-SC1 for sources of disability)

U DIS-YN = 1

D DIS-VAL1 5 397 (00000:99999)
 Item 64E
 How much did ... receive from source 1
 (See DIS-SC1) during 19..

U DIS-SC1 = 1
 V 00000 .None or not in universe
 V 00001-
 V 99999 .Disability income

D DIS-VAL2 5 402 (00000:99999)
 Item 64G
 How much did ... receive from source 2
 (See DIS-SC2) during 19..

U DIS-SC2 = 1
 V 00000 .None or not in universe
 V 00001-
 V 99999 .Disability income

D DSAB-VAL 6 407 (000000:199998)
 Recode total amount of disability
 income received
 (Combined amounts in DIS-VAL1 and
 DIS-VAL2)

V 000000 .None or not in universe
 V 000001-
 V 199998 .Disability income

 * Source of Income --- Retirement Income *

D RET-YN 1 413 (0:2)
 Item 65B
 Other than Social Security or VA
 benefits, did ... receive
 any pension or retirement income?

U HRET-YN = 1
 V 0 .Not in universe
 V 1 .Yes
 V 2 .No

DATA SIZE BEGIN

D RET-SC1 1 414 (0:8)
 Item 65C
 What was the source of retirement
 income?
 Retirement income - source 1

U RET-YN = 1
 V 0 .None or not in universe
 V 1 .Company or union pension
 V 2 .Federal government retirement
 V 3 .US military retirement
 V 4 .State or local government
 V .retirement
 V 5 .US railroad retirement
 V 6 .Regular payments from annuities
 V .or paid insurance policies
 V 7 .Regular payments from IRA or
 V .KEOUGH accounts
 V 8 .Other sources or don't know

D RET-SC2 1 415 (0:8)
 Item 65C
 Any other retirement income?
 Retirement income - source 2
 (See RET-SC1 for for sources of
 retirement)

U RET-YN = 1

D RET-VAL1 5 416 (00000:99999)
 Item 65E
 How much did ... receive from source
 type 1 (See RET-SC1) during 19..

U RET-SC1 = 1
 V 00000 .None or not in universe
 V 00001-
 V 99999 .Retirement income

D RET-VAL2 5 421 (00000:99999)
 Item 65G
 How much did ... receive from source
 type 2 (See RET-SC2) during 19..

U RET-SC2 = 1
 V 00000 .None or not in universe
 V 00001-
 V 99999 .Retirement income

D RTM-VAL 6 426 (000000:199998)
 Recode total amount of retirement
 income received (combined amounts
 in RET-VAL1 and RET-VAL2)

V 00000 .None or not in universe
 V 000001-
 V 199998 .Retirement income

 * Source of Income --- Interest Income *

D INT-YN 1 432 (0:2)
 Item 66B
 Did ... receive interest?

V 0 .Not in universe
 V 1 .Yes
 V 2 .No

D INT-VAL 5 433 (00000:99999)
 Item 66C
 How much did ... receive in interest
 from these sources during 19..,
 including small amounts credited
 to accounts

U INT-YN = 1
 V 000000 .None or not in universe
 V 00001-
 V 99999 .Interest income

PERSON RECORD

DATA SIZE BEGIN

 * Source of Income --- Dividends Income *

D DIV-YN 1 438 (0:2)
 Item 67B
 Did ... receive dividends?
 U HDIV-YN = 1
 V 0 .Not in universe
 V 1 .Yes
 V 2 .No

D DIV-NON 1 439 (0:1)
 Item 67C
 No dividends received
 U HDIV-YN = 1
 V 0 .Not in universe
 V 1 .None

D DIV-VAL 5 440 (00000:99999)
 Item 67C
 How much did ... receive in dividends
 from stocks (mutual funds) during 19..?
 U DIV-YN = 1
 V 00000 .None or not in universe
 V 00001-
 V 99999 .Dividends

 * Source of Income --- Rent Income *

D RNT-YN 1 445 (0:2)
 Item 68B
 Did ... received rent?
 U HRNT-YN = 1
 V 0 .Not in universe
 V 1 .Yes
 V 2 .No

D RNT-VAL 5 446 (-9999:99999)
 Item 68C
 How much did ... receive in income from
 rent after expenses during 19..?
 U RNT-YN = 1
 V 00000 .None or not in universe
 V -9999-
 V 99999 .Rental income

 * Source of Income -- Education Assistance *

D ED-YN 1 451 (0:2)
 Item 69C
 Did ... receive educational assistance
 U HED-YN = 1
 V 0 .Not in universe
 V 1 .Yes
 V 2 .No

D OED-TYP1 1 452 (0:2)
 Item 69D(1) & (2)
 Source of educational assistance
 government assistance
 U ED-YN = 1
 V 0 .Not in universe
 V 1 .Yes
 V 2 .No

DATA SIZE BEGIN

D OED-TYP2 1 453 (0:2)
 Item 69D(3)
 Source of educational assistance
 scholarships, grants etc. from the
 school

U ED-YN = 1
 V 0 .Not in universe
 V 1 .Yes
 V 2 .No

D OED-TYP3 1 454 (0:2)
 Item 69D(4)
 Source of educational assistance
 other assistance (employers
 friends, etc.)

U ED-YN = 1
 V 0 .Not in universe
 V 1 .Yes
 V 2 .No

D ED-VAL 5 455 (00000:99999)
 Item 69H
 Total amount of educational assistance
 received
 UED-YN = 1
 V 00000 .None or not in universe
 V 00001-
 V 99999 .Educational assistance

D FILLER 1 460
 Filler

 * Source of Income --- Child Support *

D CSP-YN 1 461 (0:2)
 Item 70B
 Did ... receive child support payments?

U HCSP-YN = 1
 V 0 .Not in universe
 V 1 .Yes
 V 2 .No

D CSP-VAL 5 462 (00000:99999)
 Item 70C
 How much did ... receive in child
 support payments

U CSP-YN = 1
 V 00000 .None or not in universe
 V 00001-
 V 99999 .Child support

 * Source of Income --- Alimony *

D ALM-YN 1 467 (0:2)
 Item 71B
 Did ... receive alimony payments?

U HALM-YN = 1
 V 0 .None or not in universe
 V 1 .Yes
 V 2 .No

D ALM-VAL 5 468 (00000:99999)
 Item 71C
 How much did ... receive in alimony
 income during 19..?

U ALM-YN = 1
 V 00000 .None or not in universe
 V 00001-
 V 99999 .Alimony income

DATA SIZE BEGIN

 * Source of Income -- Financial Assistance *

D FIN-YN 1 473 (0:2)
 Item 72B
 Did ... receive financial assistance?
 U HFIN-YN = 1
 V 0 .Not in universe
 V 1 .Yes
 V 2 .No

D FIN-VAL 5 474 (00000:99999)
 Item 72C
 How much did ... receive in financial
 assistance income during 19..?
 U FIN-YN = 1
 V 00000 .NONE OR Not in universe
 V 00001-
 V 99999 .Financial assistance income

 * Source of Income --- Other Income *

D OI-OFF 2 479 (00:19)
 Item 73C
 U OI-YN = 1
 V 00 .NIU
 V 01 .Social Security
 V 02 .Private pensions
 V 03 .AFDC
 V 04 .Other public assistance
 V 05 .Interest
 V 06 .Dividends
 V 07 .Rents or royalties
 V 08 .Estates or trusts
 V 09 .State disability payments
 V .(worker's comp)
 V 10 .Disability payments (own
 .insurance)
 V 11 .Unemployment compensation
 V 12 .Strike benefits
 V 13 .Annuities or paid up insurance
 V .policies
 V 14 .Not income
 V 15 .Longest job
 V 16 .Wages or salary
 V 17 .Nonfarm self-employment
 V 18 .Farm self-employment
 V 19 .Anything else

D OI-YN 1 481 (0:2)
 Item 73B
 Did ... receive other income?
 U HOI-YN = 1
 V 0 .None or not in universe
 V 1 .Yes
 V 2 .No

D OI-VAL 5 482 (00000:99999)
 Item 73D
 How much did ... receive in other
 incomes
 U OI-YN = 1
 V 00000 .None or not in universe
 V 00001-
 V 99999 .Other income

DATA SIZE BEGIN

 * SUMMARY INCOME VALUES BY TYPE *

D PTOTVAL 8 487 (-389961:599994)
 Recode - total persons income
 (PEARVAL and POTVAL)
 V 0 .None
 V .Negative amt. income (loss)
 V .Positive amt. income

D PEARVAL 8 495 (-389961:299997)
 Recode - total persons earnings
 (WSAL-VAL,SEMP-VAL,FRSE-VAL)
 V 0 .None
 V .Negative amt. income (loss)
 V .Positive amt. income

D FILLER 5 503
 Filler

D POTVAL 8 508 (-389961:299997)
 Recode - total other persons income
 (All income except pearnval)
 V 0 .None
 V .Negative amt. income (loss)
 V .Positive amt. income

D FILLER 1 516
 Filler

D PTOT-R 2 517 (00:41)
 Recode - total person income recode
 V 00 .Not in universe
 V 01 .Under \$2,500
 V 02 . \$2,500 to \$4,999
 V 03 . \$5,000 to \$7,499
 V 04 . \$7,500 to \$9,999
 V 05 . \$10,000 to \$12,499
 V 06 . \$12,500 to \$14,999
 V 07 . \$15,000 to \$17,499
 V 08 . \$17,500 to \$19,999
 V 09 . \$20,000 to \$22,499
 V 10 . \$22,500 to \$24,999
 V 11 . \$25,000 to \$27,499
 V 12 . \$27,500 to \$29,999
 V 13 . \$30,000 to \$32,499
 V 14 . \$32,500 to \$34,999
 V 15 . \$35,000 to \$37,499
 V 16 . \$37,500 to \$39,999
 V 17 . \$40,000 to \$42,499
 V 18 . \$42,500 to \$44,999
 V 19 . \$45,000 to \$47,499
 V 20 . \$47,500 to \$49,999
 V 21 . \$50,000 to \$52,499
 V 22 . \$52,500 to \$54,999
 V 23 . \$55,000 to \$57,499
 V 24 . \$57,500 to \$59,999
 V 25 . \$60,000 to \$62,499
 V 26 . \$62,500 to \$64,999
 V 27 . \$65,000 to \$67,499
 V 28 . \$67,500 to \$69,999
 V 29 . \$70,000 to \$72,499
 V 30 . \$72,500 to \$74,999
 V 31 . \$75,000 to \$77,499
 V 32 . \$77,500 to \$79,999
 V 33 . \$80,000 to \$82,499
 V 34 . \$82,500 to \$84,999
 V 35 . \$85,000 to \$87,499
 V 36 . \$87,500 to \$89,999
 V 37 . \$90,000 to \$92,499
 V 38 . \$92,500 to \$94,999

PERSON RECORD

DATA	SIZE	BEGIN	
V	39	\$.95,000 to \$97,499	
V	40	\$.97,500 to \$99,999	
V	41	\$.100,000 and over	
D PERLIS	1	519 (1:4)	
		Recode - low-income level of persons (Subfamily members have primary family recode)	
V	1	.Below low-income level	
V	2	.100 - 124 percent of the .low-income level	
V	3	.125 - 149 percent of the .low-income level	
V	4	.150 and above the low-income .level	

*		Edited Noncash Benefit Items -	*
*		Persons 15+ (Unless Otherwise Noted)	*

D MCARE	1	520 (1:2)	
		Item 74B Was ... covered by medicare?	
U HMCARE = 1			
V	0	.NIU (children under 15)	
V	1	.Yes	
V	2	.No	
D MCAID	1	521 (1:2)	
		Item 74D Was ... covered by Medicaid? recoded for all persons	
U HMCAID = 1			
V	1	.Yes	
V	2	.No	
D CHAMP	1	522 (1:2)	
		Item 74F Was ... covered by CHAMPUS, VA, or military health care? Recoded for all persons	
U HCHAMP = 1			
V	1	.Yes	
V	2	.No	
D HI-YN	1	523 (0:2)	
		Item 75B Was ... covered by private health insurance plan	
U HHI-YN = 1			
V	0	.Not in universe	
V	1	.Yes	
V	2	.No	
D HIOWN	1	524 (0:2)	
		Item 75C Was this health insurance plan coverage in ...'s own name?	
U HI-YN = 1			
V	0	.Not in universe	
V	1	.Yes	
V	2	.No	
D HIEMP	1	525 (0:2)	
		Item 75D Was this health insurance plan offered through ...'s current or former employer or union?	
U HIOWN = 1			
V	0	.Not in universe	
V	1	.Yes	
V	2	.No	

DATA	SIZE	BEGIN	
D HIPAID	1	526 (0:3)	
		Item 75E Did ...'s employer or union pay for all, part, or none of the cost of this health plan?	
U HIEMP = 1			
V	0	.Not in universe	
V	1	.All	
V	2	.Part	
V	3	.None	

*		HIELSE1 through HIELSE5	*
*		Other than ... who else in this	*
*		household was covered by this health	*
*		insurance policy?	*

D HIELSE1	1	527 (0:2)	
		Item 75F Spouse	
U HIFMP = 1			
V	0	.Not in universe	
V	1	.Yes	
V	2	.No	
D HIELSE2	1	528 (0:2)	
		Item 75F Children in household	
U HIEMP = 1			
V	0	.Not in universe	
V	1	.Yes	
V	2	.No	
D HIELSE3	1	529 (0:2)	
		Item 75F Children not in household	
U HIEMP = 1			
V	0	.Not in universe	
V	1	.Yes	
V	2	.No	
D HIELSE4	1	530 (0:2)	
		Item 75F Other	
U HIEMP = 1			
V	0	.Not in universe	
V	1	.Yes	
V	2	.No	
D HIELSE5	1	531 (0:2)	
		Item 75F Self only (no one else)	
U HIEMP = 1			
V	0	.Not in universe	
V	1	.Yes	
V	2	.No	
D WRK-CK	1	532 (0:2)	
		Item 76 Interviewer check item worked last year	
U WORKYN .1 or WTEMP = 1			
V	0	.Not in universe	
V	1	.Yes	
V	2	.No	

DATA	SIZE	BEGIN		DATA	SIZE	BEGIN	
D PENPLAN	1	533	(0:2)	D AXSPARENT	1	541	(0:5)
Item 76A				Parent's line number allocation flag			
Other than Social Security did the employer or union that ... worked for in 19.. have a pension or other type of retirement plan for any of the employees?				V	0	.No change	
U WRK-CK = 1				V	2	.Blank to value	
V	0	.Not in universe		V	3	.Value to value	
V	1	.Yes		V	5	.Value to value - no error	
V	2	.No					
D PENINCL	1	534	(0:2)	D AXAGE	1	542	(0:4)
Item 76B				Age allocation flag			
Was ... included in that plan?				V	0	.No change	
U PENPLAN = 1				V	2	.Blank to value	
V	0	.Not in universe		V	3	.Value to value	
V	1	.Yes		V	4	.Allocated	
V	2	.No		V	5	.Value to value - no error	
D COV-GH	1	535	(1:2)	D AXMARITL	1	543	(0:5)
Group health insurance				Marital status allocation flag			
Recode - Includes dependents included in group health				V	0	.No change	
V	1	.Yes		V	2	.Blank to value	
V	2	.No		V	3	.Value to value	
D COV-HI	1	536	(1:2)	V	4	.Allocated	
Hospital insurance plan during 19..?				V	5	.Value to value - no error	
Recode - Includes dependents covered by private health insurance				D AXSPOUSE	1	544	(0:5)
V	1	.Yes		Spouse's line number allocation flag			
V	2	.No		V	0	.No change	
D CH-MC	1	537	(0:2)	V	2	.Blank to value	
A-AGE less than 15				V	3	.Value to value	
Recode - child covered by Medicare or Medicaid				V	5	.Value to value - no error	
V	0	.Not child's record		D AXSEX	1	545	(0:4)
V	1	.Yes		Sex allocation flag			
V	2	.No		V	0	.No change	
D CH-HI	1	538	(0:3)	V	2	.Blank to value	
A-AGE less than 15				V	3	.Value to value	
Recode - child covered by health insurance				V	4	.Allocated	
V	0	.Not child's record		D AXVET	1	546	(0:4)
V	1	.Covered by person in household		Veteran status allocation flag			
V	2	.Covered by person outside of household		V	0	.No change	
V	3	.Not covered		V	2	.Blank to value	
				V	3	.Value to value	
				V	4	.Allocated	
				D AXHGA	1	547	(0:4)
				Educational attainment allocation flag			
				V	0	.No change	
				V	4	.Allocated	
				D FILLER	1	548	
				Filler			
				D AXRACE	1	549	(0:4)
				Race allocation flag			
				V	0	.No change	
				V	2	.Blank to value	
				V	4	.Allocated	
				D AXORIGIN	1	550	(0:8)
				Origin allocation flag			
				V	0	.No change	
				V	2	.Blank to value	
				V	5	.Value to value - no error	
				V	8	.Blank to n/a code	
				D AXLFSR	1	551	(0:4)
				Labor force status recode allocation flag			
				V	0	.No change or children or	
				V		.Armed Forces	
				V	1	.Value to blank	
				V	2	.Blank to value	
				V	3	.Value to value	
				V	4	.Allocated	
D AXLINENO	1	539	(0:3)				
Line number allocation flag							
V	0	.No change					
V	2	.Blank to value					
V	3	.Value to value					
D AXRRP	1	540	(0:5)				
Relationship to reference person allocation flag							
V	0	.No change					
V	2	.Blank to value					
V	3	.Value to value					
V	5	.Value to value - no error					

 * Allocation Flags for Basic Cps Edited *
 * and Allocated Items *

PERSON RECORD

DATA	SIZE	BEGIN		DATA	SIZE	BEGIN	
D AXMAJACT	1	552	(0:4)	D AXWHYABS	1	56 1	(0:4)
V	0	.No change or children or		V	0	.No change or children or	
V		.Armed Forces		V		.Armed Forces	
V	1	.Value to blank		V	1	.Value to blank	
V	2	.Blank to value		V	2	.Blank to value	
V	3	.Value to value		V	3	.Value to value	
V	4	.Allocated		V	4	.Allocated	
D AXANYWK	1	553	(0:4)	D AXPAYABS	1	562	(0:4)
V	0	.No change or children or		V	0	.No change or children or	
V		.Armed Forces		V		.Armed Forces	
V	1	.Value to blank		V	1	.Value to blank	
V	2	.Blank to value		V	2	.Blank to value	
V	3	.Value to value		V	3	.Value to value	
V	4	.Allocated		V	4	.Allocated	
D AXHRS	1	554	(0:4)	D AXFTABS	1	563	(0:4)
V	0	.No change or children or Armed Forces		V	0	.No change or children or	
V	1	.Value to blank		V		.Armed Forces	
V	2	.Blank to value		V	1	.Value to blank	
V	3	.Value to value		V	2	.Blank to value	
V	4	.Allocated		V	3	.Value to value	
V				V	4	.Allocated	
D AXHRSCHK	1	555	(0:4)	D AXLKWK	1	564	(0:4)
V	0	.No change or children or		V	0	.No change or children or	
V		.Armed Forces		V		.Armed Forces	
V	1	.Value to blank		V	1	.Value to blank	
V	2	.Blank to value		V	2	.Blank to value	
V	3	.Value to value		V	3	.Value to value	
V	4	.Allocated		V	4	.Allocated	
D AXUSLFT	1	556	(0:4)	D AXMTHD	1	565	(0:4)
V	0	.No change or children or		V	0	.No change or children or	
V		.Armed Forces		V		.Armed Forces	
V	1	.Value to blank		V	1	.Value to blank	
V	2	.Blank to value		V	2	.Blank to value	
V	3	.Value to value		V	3	.Value to value	
V	4	.Allocated		V	4	.Allocated	
D AXFTREAS	1	557	(0:4)	D AXWHYLK	1	566	(0:4)
V	0	.No change or children or		V	0	.No change or children or	
V		.Armed Forces		V		.Armed Forces	
V	1	.Value to blank		V	1	.Value to blank	
V	2	.Blank to value		V	2	.Blank to value	
V	3	.Value to value		V	3	.Value to value	
V	4	.Allocated		V	4	.Allocated	
D AXLOSTIM	1	558	(0:4)	D AXWKSLLK	1	567	(0:4)
V	0	.No change or children or		V	0	.No change or children or	
V		.Armed Forces		V		.Armed Forces	
V	1	.Value to blank		V	1	.Value to blank	
V	2	.Blank to value		V	2	.Blank to value	
V	3	.Value to value		V	3	.Value to value	
V	4	.Allocated		V	4	.Allocated	
D AXOVRTIM	1	559	(0:4)	D AXLKFTPT	1	568	(0:4)
V	0	.No change or children or		V	0	.No change or children or	
V		.Armed Forces		V		.Armed Forces	
V	1	.Value to blank		V	1	.Value to blank	
V	2	.Blank to value		V	2	.Blank to value	
V	3	.Value to value		V	3	.Value to value	
V	4	.Allocated		V	4	.Allocated	
D AXJOBABS	1	560	(0:4)	D AXAVAIL	1	569	(0:4)
V	0	.No change or children or		V	0	.No change or children or	
V		.Armed Forces		V		.Armed Forces	
V	1	.Value to blank		V	1	.Value to blank	
V	2	.Blank to value		V	2	.Blank to value	
V	3	.Value to value		V	3	.Value to value	
V	4	.Allocated		V	4	.Allocated	

DATA	SIZE	BEGIN		DATA	SIZE	BEGIN	
D AXWHYNA	1	570	(0:4)	*****			
V	0	.No change or children or		* Allocation Flags for March Supplement *			
V		.Armed Forces		* Edited and Allocated Items *			
V	1	.Value to blank		*****			
V	2	.Blank to value		D I-ERNYN	1	598	(0:1)
V	3	.Value to value		V	0	.No change or children	
V	4	.Allocated		V	1	.Allocated	
D AXWHENLJ	1	571	(0:4)	D I-ERNVAL	1	599	(0:1)
V	0	.No change or children or		V	0	.No change or children	
V		.Armed Forces		V	1	.Allocated	
V	1	.Value to blank		D I-WSYN	1	600	(0:1)
V	2	.Blank to value		V	0	.No change or children	
V	3	.Value to value		V	1	.Allocated	
V	4	.Allocated		D I-WSVAL	1	60 1	(0:1)
D AXIND	1	572	(0:4)	V	0	.No change or children	
V	0	.No change or children or		V	1	.Allocated	
V		.Armed Forces		D I-SEYN	1	602	(0:1)
V	1	.Value to blank		V	0	.No change or children	
V	2	.Blank to value		V	1	.Allocated	
V	3	.Value to value		D I-SEVAL	1	603	(0:1)
V	4	.Allocated		V	0	.No change or children	
D AXOCC	1	573	(0:4)	V	1	.Allocated	
V	0	.No change or children or		D I-FRMYN	1	604	(0:1)
V		.Armed Forces		V	0	.No change or children	
V	1	.Value to blank		V	1	.Allocated	
V	2	.Blank to value		D I-FRMVAL	1	605	(0:1)
V	3	.Value to value		V	0	.No change or children	
V	4	.Allocated		V	1	.Allocated	
D AXCLSWKR	1	574	(0:4)	D I-UCYN	1	606	(0:1)
V	0	.No change or children or		V	0	.No change or children	
V		.Armed Forces		V	1	.Allocated	
V	1	.Value to blank		D I-UCVAL	1	607	(0:1)
V	2	.Blank to value		V	0	.No change or children	
V	3	.Value to value		V	1	.Allocated	
V	4	.Allocated		D I-WCYN	1	608	(0:1)
D FILLER	19	575		V	0	.No change or children	
Filler				V	1	.Allocated	
D AXENRCHK	1	594	(0:4)	D I-WCTYP	1	609	(0:1)
V	0	.No change or children or		V	0	.No change or children	
V		.Armed Forces		V	1	.Allocated	
V	1	.Value to blank		D I-WCVAL	1	610	(0:1)
V	2	.Blank to value		V	0	.No change or children	
V	3	.Value to value		V	1	.Allocated	
V	4	.Allocated		D I-SSYN	1	611	(0:1)
D AXENRLW	1	595	(0:4)	V	0	.No change or children	
V	0	.No change or children or		V	1	.Allocated	
V		.Armed Forces		D I-SSVAL	1	612	(0:1)
V	1	.Value to blank		V	0	.No change or children	
V	2	.Blank to value		V	1	.Allocated	
V	3	.Value to value		D I-SSIYN	1	613	(0:1)
V	4	.Allocated		V	0	.No change or children	
D AXHSCOL	1	596	(0:4)	V	1	.Allocated	
V	0	.No change or children or		D I-SSIVAL	1	614	(0:1)
V		.Armed Forces		V	0	.No change or children	
V	1	.Value to blank		V	1	.Allocated	
V	2	.Blank to value					
V	3	.Value to value					
V	4	.Allocated					
D AXFTPT	1	597	(0:4)				
V	0	.No change or children or					
V		.Armed Forces					
V	1	.Value to blank					
V	2	.Blank to value					
V	3	.Value to value					
V	4	.Allocated					

PERSON RECORD

DATA	SIZE	BEGIN		DATA	SIZE	BEGIN	
D I-PAWYN	1	615	(0:1)	V	1	.Allocated	
V	0	.No change or children		D I-DISTYP	1	634	(0:1)
V	1	.Allocated		V	0	.No change or children	
D I-PAWTYP	1	616	(0:1)	V	1	.Allocated	
V	0	.No change or children		D I-DISVL1	1	635	(0:1)
V	1	.Allocated		V	0	.No change or children	
D I-PAWVAL	1	617	(0:1)	V	1	.Allocated	
V	0	.No change or children		D I-DISVL2	1	636	(0:1)
V	1	.Allocated		V	0	.No change or children	
D I-PAWMO	1	618	(0:1)	V	1	.Allocated	
V	0	.No change or children		D I-RETYN	1	637	(0:1)
V	1	.Allocated		V	0	.No change or children	
D I-VETYN	1	619	(0:1)	V	1	.Allocated	
V	0	.No change or children		D I-RETSC1	1	638	(0:1)
V	1	.Allocated		V	0	.No change or children	
D I-VETTYP	1	620	(0:1)	V	1	.Allocated	
V	0	.No change or children		D I-RETSC2	1	639	(0:1)
V	1	.Allocated		V	0	.No change or children	
D I-VETVAL	1	621	(0:1)	V	1	.Allocated	
V	0	.No change or children		D I-RETVL1	1	640	(0:1)
V	1	.Allocated		V	0	.No change or children	
D I-VETQVA	1	622	(0:1)	V	1	.Allocated	
V	0	.No change or children		D I-RETVL2	1	641	(0:1)
V	1	.Allocated		V	0	.No change or children	
D I-SURYN	1	623	(0:1)	V	1	.Allocated	
V	0	.No change or children		D I-INTYN	1	642	(0:1)
V	1	.Allocated		V	0	.No change or children	
D I-SURTYP	1	624	(0:1)	V	1	.Allocated	
V	0	.No change or children		D I-INTVAL	1	643	(0:1)
V	1	.Allocated		V	0	.No change or children	
D I-SURSC1	1	625	(0:1)	V	1	.Allocated	
V	0	.No change or children		D I-DIVYN	1	644	(0:1)
V	1	.Allocated		V	0	.No change or children	
D I-SURSC2	1	626	(0:1)	V	1	.Allocated	
V	0	.No change or children		D I-DIVVAL	1	645	(0:1)
V	1	.Allocated		V	0	.No change or children	
D I-SURVL1	1	627	(0:1)	V	1	.Allocated	
V	0	.No change or children		D I-RNTYN	1	646	(0:1)
V	1	.Allocated		V	0	.No change or children	
D I-SURVL2	1	628	(0:1)	V	1	.Allocated	
V	0	.No change or children		D I-RNTVAL	1	647	(0:2)
V	1	.Allocated		V	0	.No change or children	
D I-DISSC1	1	629	(0:1)	V	1	.Allocated	
V	0	.No change or children		D I-EDYN	1	648	(0:1)
V	1	.Allocated		V	0	.No change or children	
D I-DISSC2	1	630	(0:1)	V	1	.Allocated	
V	0	.No change or children		D I-EDTYP1	1	649	(0:1)
V	1	.Allocated		V	0	.No change or children	
D I-DISHP	1	631	(0:1)	V	1	.Allocated	
V	0	.No change or children		D I-EDTYP2	1	650	(0:1)
V	1	.Allocated		V	0	.No change or children	
D I-DISCS	1	632	(0:1)	V	1	.Allocated	
V	0	.No change or children		D I-OEDVAL	1	651	(0:1)
V	1	.Allocated		V	0	.No change or children	
D I-DISYN	1	633	(0:1)	V	1	.Allocated	
V	0	.No change or children					

DATA	SIZE	BEGIN		DATA	SIZE	BEGIN	
D I-CSPYN	1	652	(0:1)	D I-PTWKS	1	670	(0:1)
V	0	.No change or children		V	0	.No change or children	
V	1	.Allocated		V	1	.Allocated	
D I-CSPVAL	1	653	(0:1)	D I-PTRSN	1	671	(0:1)
V	0	.No change or children		V	0	.No change or children	
V	1	.Allocated		V	1	.Allocated	
D I-ALMYN	1	654	(0:1)	D I-LJCW	1	672	(0:1)
V	0	.No change or children		V	0	.No change or children	
V	1	.Allocated		V	1	.Allocated	
D I-ALMVAL	1	655	(0:1)	D I-INDUS	1	673	(0:1)
V	0	.No change or children		V	0	.No change or children	
V	1	.Allocated		V	1	.Allocated	
D I-FINYN	1	656	(0:1)	D I-OCCUP	1	674	(0:1)
V	0	.No change or children		V	0	.No change or children	
V	1	.Allocated		V	1	.Allocated	
D I-FINVAL	1	657	(0:1)	D I-WORKYN	1	675	(0:1)
V	0	.No change or children		V	0	.No change or children	
V	1	.Allocated		V	1	.Allocated	
D I-OIVAL	1	658	(0:1)	D I-WTEMP	1	676	(0:1)
V	0	.No change or children		V	0	.No change or children	
V	1	.Allocated		V	1	.Allocated	
D I-NWLOOK	1	659	(0:1)	D I-WKSWK	1	677	(0:1)
V	0	.No change or children		V	0	.No change or children	
V	1	.Allocated		V	1	.Allocated	
D I-NWLKWK	1	660	(0:1)	D I-WKCHK	1	678	(0:1)
V	0	.No change or children		V	0	.No change or children	
V	1	.Allocated		V	1	.Allocated	
D I-RSNOT	1	661	(0:1)	D I-ERNSRC	1	679	(0:1)
V	0	.No change or children		V	0	.No change or children	
V	1	.Allocated		V	1	.Allocated	
D I-LOSEWK	1	662	(0:1)	D I-NOEMP	1	680	(0:1)
V	0	.No change or children		V	0	.No change or children	
V	1	.Allocated		V	1	.Allocated	
D I-LKWEK	1	663	(0:1)	D I-MCARE	1	681	(0:2)
V	0	.No change or children		V	0	.No change or children	
V	1	.Allocated		V	1	.Allocated	
D I-LKSTR	1	664	(0:1)	D I-MCAID	1	682	(0:2)
V	0	.No change or children		V	0	.No change or children	
V	1	.Allocated		V	1	.Allocated	
D I-PYRSN	1	665	(0:1)	D I-CHAMP	1	683	(0:2)
V	0	.No change or children		V	0	.No change or children	
V	1	.Allocated		V	1	.Allocated	
D I-PHMEMP	1	666	(0:1)	D I-HIYN	1	684	(0:2)
V	0	.No change or children		V	0	.No change or children	
V	1	.Allocated		V	1	.Allocated	
D I-HRSWK	1	667	(0:1)	D I-HIOWN	1	685	(0:1)
V	0	.No change or children		V	0	.No change or children	
V	1	.Allocated		V	1	.Allocated	
D I-HRCHK	1	668	(0:1)	D I-HIEMP	1	686	(0:1)
V	0	.No change or children		V	0	.No change or children	
V	1	.Allocated		V	1	.Allocated	
D I-PTYN	1	669	(0:1)	D I-HIPAID	1	687	(0:1)
V	0	.No change or children		V	0	.No change or children	
V	1	.Allocated		V	1	.Allocated	

PERSON RECORD

DATA SIZE BEGIN
 D I-HIELSE 1 688 (0:1)
 V 0 .No change or children
 V 1 .Allocated
 D I-PENPLA 1 689 (0:1)
 V 0 .No change or children
 V 1 .Allocated
 D I-PENINC 1 690 (0:1)
 V 0 .No change or children
 V 1 .Allocated
 D FILLER 2 691

 * The maximum amount that may be shown *
 * is indicated in the range of each item. *
 * any amount exceeding the maximum has *
 * been recoded to the maximum for persons *
 * 15+ years and over *
 * *
 * V 0 .Not suppressed *
 * V 1 .Suppressed value *

D TCERNVAL 1 693 (0:1)
 Earnings from employer or
 self-employment
 D TCWSVAL 1 694 (0:1)
 Wage and salary income suppression flag
 D TCSEVAL 1 695 (0:1)
 Nonfarm self employment income
 suppression flag
 D TCFMVAL 1 696 (0:1)
 Farm self employment income suppression
 flag
 D FILLER 4 697
 Filler

 * Adult April Supplement Items --- *
 * Universe is civilians 15+ *

D A-S29A 1 701 (1:2)
 Check item
 V 1 .Rotation 1 or 5
 V 2 .Rotation 2,3,4,6,7, or 8
 D A-S29B 2 702 (-1:-1,1:2,9:9)
 Does this person have own or adopted
 children in hh?
 V -1 .Not in universe
 V 01 .Yes
 V 02 .No
 V 09 .No response
 D A-S30 2 704 (-1:-1,1:2,9:9)
 Does ... have any children under
 21 years of age in this household who
 have a parent living elsewhere?
 V -1 .Not in universe
 V 01 .Yes
 V 02 .No
 V 09 .No response

DATA SIZE BEGIN
 D A-S31A 2 706 (-1:-1,1:39,99:99)
 V -1 .Not in universe
 V 01-39 .2 digit line number
 V 99 .No response
 D A-S31B 2 708 (-1:-1,1:39,99:99)
 V -1 .Not in universe
 V 01-39 .2 digit line number
 V 99 .No response
 D A-S31C 2 710 (-1:-1,1:39,99:99)
 V -1 .Not in universe
 V 01-39 .2 digit line number
 V 99 .No response
 D A-S31D 2 712 (-1:-1,1:39,99:99)
 V -1 .Not in universe
 V 01-39 .2 digit line number
 V 99 .No response
 D A-S32 2 714 (-1:-1,1:2)
 Check item - This person is currently
 V 01 .Never married
 V 02 .All others
 D A-S33 2 716 (-1:-1,1:2,9:9)
 Is this child from the most recent
 divorce or separation?
 V -1 .Not in universe
 V 01 .Yes
 V 02 .No
 V 09 .No response
 D A-S34 2 718 (-1:-1,1:4,9:9)
 In what state does ... 's
 (father/mother) live?
 V -1 .Not in universe
 V 01 .Same state as you
 V 02 .Different state - specify
 V 03 .Other - specify
 V 04 .Don't know
 V 09 .No response
 D A-S34A 2 720 (-1:-1,1:56,99:99)
 V -1 .Not in universe
 V 01-56 .State code
 V 99 .No response
 D A-S35A 2 722 (-1:-1,1:1,9:9)
 Does ...'s (father/mother) have
 V -1 .Not in universe
 V 01 .Joint legal custody
 V 09 .No response
 D A-S35B 2 724 (-1:-1,1:1,9:9)
 V -1 .Not in universe
 V 01 .Visitation privileges
 V 09 .No response
 D A-S35C 2 726 (-1:-1,1:1,9:9)
 V -1 .Not in universe
 V 01 .Neither
 V 09 .No response
 D A-S36A 2 728 (-1:-1,1:1,9:9)
 How many days did ... spend with
 (his/her) (mother/father) during 1991?
 V -1 .Not in universe
 V 01 .None
 V 09 .No response

DATA	SIZE	BEGIN	DATA	SIZE	BEGIN
D A-S36	3	730 (-1:-1,0:399,999:999)	D A-S40D	2	753 (-1:-1,1:1,9:9)
How many days did ... spend with (his/her) (mother/father) during 1991?			Why is ...not covered by a child support order?		
V -01 .Not in universe			V -1 .Not in universe		
V 000-399 .Number of days			V 01 .Did not pursue an award		
V 999 .No response			V 09 .No response		
D A-S37	2	733 (-1:-1,1:4,9:9)	D A-S40E	2	755 (-1:-1,1:1,9:9)
Were child support payments for ... agreed to or awarded?			Why is ...not covered by a child support order?		
V -1 .Not in universe			V -1 .Not in universe		
V 01 .No child support order/agreement			V 01 .Parent financially unable to pay		
V 02 .Voluntary written agreement			V 09 .No response		
V 03 .Court award					
V 04 .Other			D A-S40F	2	757 (-1:-1,1:1,9:9)
V 09 .No response			Why is ...not covered by a child support order?		
D A-S38	2	735 (-1:-1,1:2)	V -1 .Not in universe		
Check item - number of children listed in 31 is			V 01 .Unable to locate parent		
V 01 .One			V 09 .No response		
V 02 .More than one			D A-S40G	2	759 (-1:-1,1:1,9:9)
D A-S39	2	737 (-1:-1,1:1,9:9)	Why is ...not covered by a child support order?		
Other than ..., which children living here are covered by that child support agreement?			V -1 .Not in universe		
V -1 .Not in universe			V 01 .Other - specify		
V 01 .All other children are .covered by this award			V 09 .No response		
V 09 .No response			D A-S40H	2	761 (-1:-1,1:1,9:9)
D A-S39A	2	739 (-1:-1,1:39,88:88,99:99)	Why is ...not covered by a child support order?		
V -1 .Not in universe			V 01 .Did not want child support		
V 01-39 .2 digit line number			D A-S41	3	763 (-1:-1,00:99,999:999)
V 99 .No response			In what year were these payments first agreed to or awarded?		
D A-S39B	2	741 (-1:-1,1:39,88:88,99:99)	V -1 .Not in universe		
V -1 .Not in universe			V 00-99 .Year		
V 01-39 .2 digit line number			V 09 .No response		
V 99 .No response			D A-S42	2	766 (-1:-1,1:2,9:9)
D A-S39C	2	743 (-1:-1,1:39,88:88,99:99)	Has the amount ever been officially changed (by the court or other agency)?		
V -1 .Not in universe			V -1 .Not in universe		
V 01-39 .2 digit line number			V 01 .Yes		
V 99 .No response			V 02 .No		
D A-S39D	2	745 (-1:-1,1:39,88:88,99:99)	V 09 .No response		
V -1 .Not in universe			D A-S43	3	768 (-1:-1,0:99,999:999)
V 01-39 .2 digit line number			What was the year of the most recent change?		
V 99 .No response			V -1 .Not in universe		
D A-S40A	2	747 (-1:-1,1:1,9:9)	V 000-099 .Year		
Why is ...not covered by a child support order?			V 999 .No response		
V -1 .Not in universe			D A-S44	2	771 (-1:-1,1:2,9:9)
V 01 .Paternity not established			Is health insurance now included as part of the child support agreement?		
V 09 .No response			V -1 .Not in response		
D A-S40B	2	749 (-1:-1,1:1,9:9)	V 01 .Yes		
Why is ...not covered by a child support order?			V 02 .No		
V -1 .Not in universe			V 09 .No response		
V 01 .Other financial agreement made			D A-S45	2	773 (-1:-1,1:2,9:9)
V 09 .No response			During calendar year 1991 were you or your child(ren) covered by this award supposed to receive any child support?		
D A-S40C	2	751 (-1:-1,1:1,9:9)	V -1 .Not in universe		
Why is ...not covered by a child support order?			V 01 .Yes		
V -1 .Not in universe			V 02 .No		
V 01 .Parent lives in household			V 09 .No response		
V 09 .No response					

PERSON RECORD

DATA	SIZE	BEGIN	DATA	SIZE	BEGIN
D A-S46	2	775 (-1:-1,1:3,9:9)	D A-S52	2	797 (-1:-1,1:2)
Were these payments to be received			Check item		
V -1	.Not in universe		Are all children listed in item 31 covered by this agreement?		
V 01	.Directly from ...'s		V -1	.Not in universe	
V	.(father/mother)		V 01	.Yes	
V	.in the form of cash or		V 02	.No	
V	.a check?		V 09	.No response	
V 02	.Through a court or public		D A-S53	2	799 (-1:-1,1:2,9:9)
V	.agency		[Other than the support order which covers (youngest child and those listed in item 39)], are any of your other children covered by a child support order?		
V 03	.By some other method		V -1	.Not in universe	
V 09	.No response		V 01	.Yes	
D A-S47	2	777 (-1:-1,1:4,9:9)	V 02	.No	
Why were you or ...not supposed to receive payments in 1991?			V 09	.No response	
V -1	.Not in universe		D A-S54	2	801 (-1:-1,1:4,9:9)
V 01	.Child(ren) too old		How many are covered by other child support orders?		
V 02	.Payments not awarded or		V -1	.Not in universe	
V	.agreed to until		V 01	.One child	
V	.calendar year 1992		V 02	.Two children	
V 03	.Child(ren)'s other parent		V 03	.Three children	
V	.died before 1991		V 04	.Four+ children	
V 04	.Other - specify		V 09	.No response	
V 09	.No response		D A-S55	2	803 (-1:-1,1:2,9:9)
D A-S48	2	779 (-1:-1,1:4,9:9)	Have you ever contacted a child support enforcement office, a department of social services, or any other state or local government agency for aid in obtaining child support?		
Did you receive these payments			V -1	.Not in universe	
V -1	.Not in universe		V 01	.Yes	
V 01	.Regularly		V 02	.No	
V 02	.Occasionally		V 09	.No response	
V 03	.Seldom		D A-S56A	2	805 (-1:-1,1:1,9:9)
V 04	.Never		Did that office provide help in		
V 09	.No response		V -1	.Not in universe	
D A-S49	5	781 (00000-99999)	V -1	.Locating other parent	
In total, how much in child support payments were you supposed to receive in 1991 from child support agreement for (child(ren) covered by this award)?			V 09	.No response	
V -1	.Not in universe		D A-S56B	2	807 (-1:-1,1:1,9:9)
V 000000-			V -1	.Not in universe	
V 999999	.Amount		V 01	.Establishing paternity	
V 999999	.No response		V 09	.No response	
D A-S50	5	787 (00000-99999)	D A-S56C	2	809 (-1:-1,1:1,9:9)
How much in child support payments did you actually receive in 1991 for (child(ren) covered by this award)?			V -1	.Not in universe	
V -1	.Not in universe		V 01	.Establishing support obligation	
V 000000-			V 09	.No response	
V 999999	.Amount		D A-S56D	2	811 (-1:-1,1:1,9:9)
V 999999	.No response		V -1	.Not in universe	
D A-S50A	2	793 (-1:-1,1:1,9:9)	V 01	.Obtaining collection	
V -1	.Not in universe		V 09	.No response	
V 01	.None		D A-S56E	2	813 (-1:-1,1:1,9:9)
V 09	.No response		V -1	.Not in universe	
D A-S51	2	795 (-1:-1,1:3,9:9)	V 01	.Obtaining health insurance	
Could ... have received health insurance from their father/mother in 1991? [That is, was health insurance available from (him/her) regardless of whether you used it?]			V 09	.No response	
V -1	.Not in universe		D A-S56F	2	815 (-1:-1,1:1,9:9)
V 01	.Yes		V -1	.Not in universe	
V 02	.No		V 01	.Other	
V 03	.Don't know		V 09	.No response	
V 09	.Not response				

DATA	SIZE	BEGIN
D A-S56G	2	817 (-1:-1,1:1,9:9)
V	-1	.Not in universe
V	01	.No help provided
V	09	.No response
D A-S57	3	819 (-1:-1,0:99,999:999)
		In what year did you last contact such an agency?
V	-01	.Not in universe
V	000-099	.Year
V	999	.No response
D A-S58A	2	822 (-1:-1,1:1,9:9)
		In 1991, did you
V	-1	.Not in universe
V	01	.Have medicaid coverage?
V	09	.No response
D A-S58B	2	824 (-1:-1,1:1,9:9)
V	-1	.Not in universe
V	01	.Receive food stamps?
V	09	.No response
D A-S58C	2	826 (-1:-1,1:1,9:9)
V	-1	.Not in universe
V	01	.Receive public housing assistance?
V	09	.No response
D A-S58D	2	828 (-1:-1,1:1,9:9)
V	-1	.Not in universe
V	01	.Receive welfare or general assistance payment?
V	09	.No response
D A-S58E	2	830 (-1:-1,1:1,9:9)
V	-1	.Not in universe
V	01	.Receive AFDC or ADC payments?
V	09	.No response
D A-S59	2	832 (-1:-1,1:5)
		Check item - This person is currently
V	01	.Married
V	02	.Widowed
V	03	.Divorced
V	04	.Separated
V	05	.Never married
D A-S60	2	834 (-1:-1,1:2,9:9)
		Have you ever been divorced or separated?
V	-1	.Not in universe
V	01	.Yes
V	02	.No
V	09	.No response
D A-S61	3	836 (-1:-1,0:99,999:999)
		In what year did your (most recent) divorce/separation take place?
V	-1	.Not in universe
V	000-099	.Year
V	999	.No response
D A-S62	3	839 (-1:-1,0:99,999:999)
		What was the year of that marriage?
V	-1	.Not in universe
V	000-099	.Year
V	999	.No response

DATA	SIZE	BEGIN
D A-S63	2	842 (-1:-1,1:2,9:9)
		Concerning your (last) divorce/separation, were alimony or maintenance payments agreed to or awarded?
V	-1	.Not in universe
V	01	.Yes
V	02	.No
V	09	.No response
D A-S64	2	844 (-1:-1,1:2,9:9)
		During 1991 were you supposed to receive alimony or maintenance payments?
V	-1	.Not in universe
V	01	.Yes
V	02	.No
V	09	.No response
D A-S65	2	846 (-1:-1,1:2)
		Check item - This person is currently
V	01	.Separated
V	02	.All others
D A-S66A	2	848 (-1:-1,1:1,9:9)
		After your (last) divorce, did you receive a property settlement such as:
V	-1	.Not in universe
V	01	.One time cash settlement
V	09	.No response
D A-S66B	2	850 (-1:-1,1:1,9:9)
V	-1	.Not in universe
V	01	.Some other type of settlement
V	09	.No response
D A-S66C	2	852 (-1:-1,1:1,9:9)
V	-1	.Not in universe
V	01	.Was there no settlement reached
V	09	.No response
D A-S67	2	854 (-1:-1,1:2,9:9)
		At the time of your (last) separation were you working?
V	-1	.Not in universe
V	01	.Yes
V	02	.No
V	09	.No response
D A-S68	2	856 (-1:-1,1:2,9:9)
		Were you working 35 hours or more per week or less than 35 hours per week?
V	-1	.Not in universe
V	01	.35+ per week
V	02	.Less than 35 hours per week
V	09	.No response
D A-S69	2	858 (-1:-1,0:2,9:9)
		Did you work at any time during the 5 years before your last separation?
V	-1	.Not in universe
V	01	.Yes
V	02	.No
V	09	.No response

 * April Supplement Allocation Flags *

D AXS29B	1	860	(0:1)
V	0	.Not ALLOCATED	
V	1	.Allocated	
D AXS30	1	861	(0:1)
D AXS31	1	862	(0:1)

PERSON RECORD

DATA	SIZE	BEGIN	
D AXS33	1	863	(0:1)
D AXS34	1	864	(0:1)
D AXS35	1	865	(0:1)
D AXS36	1	866	(0:1)
D AXS37	1	867	(0:1)
D AXS39	1	868	(0:1)
D AXS40	1	869	(0:1)
D AXS41A	1	870	(0:1)
D AXS41B	1	871	(0:1)
D AXS42	1	872	(0:1)
D AXS43	1	873	(0:1)
D AXS44	1	874	(0:1)
D AXS45	1	875	(0:1)
D AXS46	1	876	(0:1)
D AXS47	1	877	(0:1)
D AXS48	1	878	(0:1)
D AXS49	1	879	(0:1)
D AXS50	1	880	(0:1)
D AXS51	1	881	(0:1)
D AXS53	1	882	(0:1)
D AXS54	1	883	(0:1)
D AXS55	1	884	(0:1)
D AXS56	1	885	(0:1)
D AXS57	1	886	(0:1)
D AXS58	1	887	(0:1)
D AXS60	1	888	(0:1)
D AXS61	1	889	(0:1)
D AXS62	1	890	(0:1)
D AXS63	1	891	(0:1)

DATA	SIZE	BEGIN	
D AXS64	1	892	(0:1)
D AXS66	1	893	(0:1)
D AXS67	1	894	(0:1)
D AXS68	1	895	(0:1)
D AXS69	1	896	(0:1)

* Recodes *			

D A-INTSTA	1	897	(0:2)
Interview status			
D A-AGEMAR	2	898	(00:81)
Age at marriage			
D A-LENMAR	2	900	(00:61)
Length of marriage			
D A-OWNKID	1	902	(0:4)
Number of own kids			
D A-CAWARD	1	903	(0:9)
Age of the change of child support award			
D A-AAWARD	2	904	(0:99)
Age of award			
D A-TAWARD	2	906	(-1:99)
Mother's age at the time of award			
D A-PERCEN	3	908	(0:100)
Percent of child support due that was actually received (2 implied decimals)			

* Supplement Weight *			

D A-SUPWGT	10	911	(0:9999999999)
Supplement weight (2 implied decimals)			
D A-MCHLEV	2	921	(1:15)
March to April Match Level			
V	00	.Not in universe	
V	01	.Perfect match	
V	02-15	.Force matched	
D FILLER	2	923	
Filler			

GLOSSARY

Subject Concepts

Age. Age classification is based on the age of the person at his/her last birthday. The adult universe (i.e., population of marriageable age) is comprised of persons 15 years old and over for March supplement data and for CPS labor force data.

Annuities. (See Income.)

Armed Forces. Armed Forces members enumerated in off-base housing or on base with their families are included on the CPS data file in March. In addition to demographic and family data, supplemental data on income and work experience for Armed Forces members are included.

Base Weight. The constant weight assigned to the sample (inverse of the sampling fraction) which is adjusted to produce the final weight.

Civilian Labor Force. (See Labor Force.)

Class of Worker. This refers to the broad classification of the person's employer. On the March file, these broad classifications for current jobs are private, government, self-employed, without pay, and never worked. Private and government workers are considered "wage and salary workers;" this classification scheme includes self-employed, incorporated persons in with "private" workers. For the longest job held last year, this class of worker scheme includes private; government by level/Federal, State, and local; self-employed incorporated, self-employed unincorporated or farm; and without pay. The wage and salary category for longest job held includes private, government (all levels), and self-employed incorporated.

Dividends. (See Income.)

Duration of Unemployment. Duration of unemployment represents the length of time (through the current survey week) during which persons classified as unemployed are continuously looking for work. For persons on layoff, duration of unemployment represents the number of full weeks since the termination of their most recent

employment. A period of two weeks or more during which a person is employed or ceased looking for work is considered to break the continuity of the present period of seeking work. Average duration is an arithmetic mean computed from a distribution by single weeks of unemployment.

Earners, Number of. The file includes all persons 15 years old and over in the household with \$1 or more in wages and salaries, or \$1 or more of a loss in net income from farm or nonfarm self-employment during the preceding year.

Earnings Weight. Each person record in month-in-sample 4 and 8 contains an earnings weight for current earnings.

Education. (See Level of School Completed.)

Employed. (See Labor Force.)

Energy Assistance Program. The Low-Income Home Energy Assistance Program provides financial assistance to qualified households to help them pay heating costs. The program is funded by the Federal government and administered by the States under broad guidelines. In some States a household may automatically be eligible for this program if the household receives (1) Aid to Families with Dependent Children, (2) Food Stamps, (3) Supplemental Security Income (SSI), and (4) certain Veterans' benefits.

The energy assistance questions were asked for the first time in 1982. Questions asked in the March 1989 survey included (1) recipient since October 1, 1988, and (2) total amount received during the reference period.

Family. A family is a group of two persons or more (one of whom is the householder) residing together and related by birth, marriage, or adoption. All such persons (including related subfamily members) are considered as members of one family. Beginning with the 1980 CPS, unrelated subfamilies (referred to in the past as secondary families) are no longer included in the count of families, nor are the members of unrelated subfamilies included in the count of family members.

Family Household. A family household is a household maintained by a family (as defined above), and may include among the household members any unrelated persons (unrelated sub-family members and/or unrelated individuals) who may be residing there. The number of family households is equal to the number of families. The count of family household members differs from the count of family members, however, in that the family household members include all persons living in the household, whereas family members include only the householder and his/her relatives. (See the definition of Family).

Family Weight. The weight on the family record is the March supplement weight of the householder or reference person. This weight on the primary family record should be used to tabulate the number of families.

Farm Self-Employment Net Income. The term is defined as net money income (gross receipts minus operating expenses) from the operation of a farm by a person on his own account, as an owner, as a renter, or as a sharecropper. Gross receipts include the value of all products sold, government crop loans, money received from the rental of farm equipment to others, and incidental receipts from the sale of wood, sand, gravel, etc.

Operation expenses include cost of feed, fertilizer, seed, and other farming supplies, cash wages paid to farm hands, depreciation charges, cash rent, interest on farm mortgages, farm building repairs, farm taxes (not State and Federal income taxes), etc. The value of fuel, food, or other farm products used for household living is not included as part of net income. Inventory changes are considered in determining net income only when they are accounted for in replies based on income tax returns or other official records which reflect inventory changes.

Final Weight. Used in tabulating monthly labor force items. This weight should be used when producing estimates from the basic CPS data. It should not be used to tabulate March supplement data.

Food Stamps. The Food Stamp Act of 1977 was enacted for the purpose of increasing the food purchasing power of eligible households through the use of coupons to purchase food. The Food and Nutrition Service of the U.S. Department of Agriculture (USDA) administers the Food Stamp Program through State and local welfare offices. The Food Stamp Program is the

major national income support program which provides benefits to all low-income and low-resource households regardless of household characteristics (e.g., sex, age, disability, etc.). The questions on participation in the Food Stamp Program in the March CPS were designed to identify households in which one or more of the current members received food stamps during the previous calendar year. Once a food stamp household was identified, a question was asked to determine the number of current household members covered by food stamps during the previous calendar year. Questions were also asked about the number of months food stamps were received during the previous calendar year and the total face value of all food stamps received during that period.

Full-Time Worker. Persons on full-time schedules include persons working 35 hours or more, persons who worked 1-34 hours for noneconomic reasons (e.g., illness) and usually work full-time, and persons "with a job but not at work" who usually work full-time.

Group Health Insurance Coverage. Civilian persons 15 years old and over who worked in the previous calendar year and who participated in group health insurance plans provided by the employer or union were asked whether part or all of the health insurance premiums were paid for by the union or employer and the extent of persons covered.

Additional questions were asked to determine if sample persons were covered by any other type of health insurance plan. These items are intended to measure retirees covered by continuing employer provided coverage and persons who purchased coverage on their own.

Group Quarters. Group quarters are noninstitutional living arrangements for groups not living in conventional housing units or groups living in housing units containing nine or more persons unrelated to the person in charge.

Head Versus Householder. Beginning with the March 1980 CPS, the Bureau of the Census discontinued the use of the terms "head of household" and "head of family." Instead, the terms "householder" and "family householder" are used.

Highest Grade of School Attended. (See Level of School Completed.)

Hispanic Origin. Persons of Hispanic origin in this file are determined on the basis of a question that asked for self-identification of the person's origin or descent. Respondents are asked to select their origin (or the origin of some other household member) from a "flash card" listing ethnic origins. Persons of Hispanic origin, in particular, are those who indicated that their origin was Mexican-American, Chicano, Mexican, Mexicano, Puerto Rican, Cuban, Central or South American, or other Hispanic.

Hours of Work. Hours of work statistics relate to the actual number of hours worked during the survey week. For example, a person who normally works 40 hours a week but who is off on the Veterans Day holiday is reported as working 32 hours even though he is paid for the holiday.

For persons working in more than one job, the figures relate to the number of hours worked in all jobs during the week. However, all the hours are credited to the major job.

Household. A household consists of all the persons who occupy a house, an apartment, or other group of rooms, or a room, which constitutes a housing unit. A group of rooms or a single room is regarded as a housing unit when it is occupied as separate living quarters; that is, when the occupants do not live and eat with any other person in the structure, and when there is direct access from the outside or through a common hall. The count of households excludes persons living in group quarters, such as rooming houses, military barracks, and institutions. Inmates of institutions (mental hospitals, rest homes, correctional institutions, etc.) are not included in the survey.

Household Weight. Household weight is the March Supplement weight of the householder. This weight should be used to tabulate estimates of households.

Householder. The householder refers to the person (or one of the persons) in whose name the housing unit is owned or rented (maintained) or, if there is no such person, any adult member, excluding roomers, boarders, or paid employees. If the house is owned or rented jointly by a married couple, the householder may be either the husband or the wife. The person designated as the householder on the file is the "reference person" on the CPS-260 control card to whom the relationship of all other household members, if any, is recorded.

Householder With No Other Relatives in Household. A householder who has no relatives living in the household. This is the entry for a person living alone. Another example is the designated householder of an apartment shared by two or more unrelated individuals.

Householder With Other Relatives (Including Spouse) in Household. The person designated as householder if he/she has one or more relatives (including spouse) living in the household.

Income. For each person in the sample who is 15 years old and over, questions are asked on the amount of money income received in the preceding calendar year from each of the following sources: (1) money wages or salary; (2) net income from nonfarm self-employment; (3) net income from farm self-employment; (4) Social Security or railroad retirement; (5) Supplemental Security Income; (6) public assistance or welfare payments; (7) interest (on savings or bonds); (8) dividends, income from estates or trusts, or net rental income; (9) veterans' payment or unemployment and workmen's compensation; (10) private pensions or government employee pensions; (11) alimony or child support, regular contributions from persons not living in the household, and other periodic income.

Although income statistics refer to receipts during the preceding year, the characteristics of the person such as age, labor force status, etc., and the composition of households refer to the time of the survey. The income of the household does not include amounts received by persons who are members of the household during all or part of the income year if these persons no longer reside with the household at the time of enumeration. On the other hand, household income includes amounts reported by persons who did not reside with the household during the income year but who were members of the household at the time of enumeration.

Data on consumer income collected in the CPS by the Bureau of the Census cover money income received (exclusive of certain money receipts such as capital gains) before payments for personal income taxes, Social Security, union dues, Medicare deductions, etc. Also, money income does not reflect the fact that some households receive part of their income in the form of nonmoney transfers such as food stamps, health benefits, subsidized housing, and energy assistance; that many farm households receive nonmoney income in the form of rent free housing and goods produced and consumed on the farm; or that nonmoney income is received by some nonfarm residents that often takes the form of the use of business trans-

portation and facilities, or full or partial contributions for retirement programs, medical and educational expenses, etc. These elements should be considered when comparing income levels. Moreover, readers should be aware that for many different reasons there is a tendency in household surveys for respondents to under report their income. From an analysis of independently derived income estimates, it has been determined that wages and salaries tend to be much better reported than such income types as public assistance, Social Security, and net income from interest, dividends, rents, etc.

Income Sources - Wages and Salary. Money wages or salary is defined as total money earnings received for work performed as an employee during the income year. It includes wages, salary, Armed Forces pay, commissions, tips, piece-rate payments, and cash bonuses earned, before deductions are made for taxes, bonds, pensions, union dues, etc. Earnings for self-employed incorporated businesses are considered wage and salary.

Income Sources - Nonfarm Self-Employment. Net income from nonfarm self-employment is net money income (gross receipts minus expenses) from one's own business, professional enterprise, or partnership. Gross receipts include the value of all goods sold and services rendered. Expenses include costs of goods purchased, rent, heat, light, power, depreciation charges, wages and salaries paid, business taxes (not personal income taxes), etc. In general, inventory changes are considered in determining net income since replies based on income tax returns or other official records do reflect inventory changes. However, when values of inventory changes are not reported, net income figures exclusive of inventory changes are accepted. The value of saleable merchandise consumed by the proprietors of retail stores is not included as part of net income.

Income Sources - Farm Self-Employment. Net income from farm self-employment is net money income (gross receipts minus operating expenses) from the operation of a farm by a person on his own account, as an owner, as a renter, or as a sharecropper. Gross receipts include the value of all products sold, government crop loans, money received from the rental of farm equipment to others, and incidental receipts from the sale of wood, sand, gravel, etc.

Operating expenses include cost of feed, fertilizer, seed, and other farming supplies, cash wages paid to farm hands, depreciation charges, cash rent, interest on farm mortgages, farm

building repairs, farm taxes (not State and Federal income taxes), etc. The value of fuel, food, or other farm products used for family living is not included as part of net income. In general, inventory changes are considered in determining net income only when they are accounted for in replies based on income tax returns or other official records which reflect inventory changes; otherwise, inventory changes are not taken into account.

Income Sources - Social Security. Social Security includes Social Security pensions and survivors' benefits, and permanent disability insurance payments made by the Social Security Administration prior to deductions for medical insurance and railroad retirement insurance checks from the U.S. Government. "Medicare" reimbursements are not included.

Income Sources - Supplemental Security Income. Supplemental Security Income includes payments made by Federal, State, and local welfare agencies to low income persons who are (1) aged (65 years old and over), (2) blind, or (3) disabled.

Income Sources - Public Assistance. Public assistance or welfare payments include public assistance payments such as Aid to Families with Dependent Children and general assistance.

Income Sources - Interest and Dividends. Interest, dividends, income from estates or trusts, net rental income or royalties include dividends from stockholdings or membership in associations, interest on savings or bonds, periodic receipts from estates or trust funds, net income from rental of a house, store, or other property to others, receipts from boarders or lodgers, and net royalties.

Income Sources - Unemployment Compensation, Worker's Compensation, and Veterans' Payments. Unemployment compensation, veterans' payments, or worker's compensation includes: (1) unemployment compensation received from government unemployment insurance agencies or private companies during periods of unemployment and any strike benefits received from union funds; (2) money paid periodically by the Veterans Administration to disabled members of the Armed Forces or to survivors of deceased veterans, subsistence allowances paid to veterans for education and on-the-job training, as well as so-called "refunds" paid to ex-servicemen as GI insurance premiums; and (3) worker's compensation received periodically from public or

private insurance companies for injuries incurred at work. The cost of this insurance must have been paid by the employer and not by the person.

Income Sources - Private and Government Pensions and Annuities. Many employers and unions have established pension program their employees so that upon retirement the employee will receive regular income to replace his/her earnings. Many of these programs also provide income to the employees if he/she becomes severely disabled, or to his/her survivors if the employee dies. Other types of retirement income include annuities and paid up life insurance policies. Some people purchase annuities which yield a set amount over a certain number of years. Other people may convert their paid up life insurance policy into an annuity after they retire.

Income Sources - Alimony and Child Support. Alimony is money received periodically from a former spouse following a divorce or separation. Child support is money received from a parent for the support of their children following a divorce or legal separation. Money received from relatives, other than the parent, or friends is not considered as child support.

Receipts Not Counted As Income. Receipts from the following sources are not included as income: (1) money received from the sale of prop-

erty, such as stocks, bonds, a house, or a car (unless the person is engaged in the business of selling such property, in which case the net proceeds is counted as income from self-employment); (2) withdrawals of bank deposits; (3) money borrowed; (4) tax refunds; (5) gifts; and (6) lump-sum inheritances of insurance payments.

Industry, Occupation, and Class of Worker (I&O) - Current Job (basic data). For the employed, current job is the job held in the reference week (the week before the survey). Persons with two or more jobs are classified in the job at which they worked the most hours during the reference week. The unemployed are classified according to their latest full-time job lasting two or more weeks or by the job (either full-time or part-time) from which they were on layoff. The I & O questions are also asked of persons not in the labor force who are in the fourth and eighth months in sample and who have worked in the last five years. The occupation/industry classification system for the 1990 Census of Population was used to code CPS data beginning with the January 1992 file. See the table below.

Industry, Occupation, and Class of Worker-Longest Job (supplement data). Longest job applies to the job held longest during the preceding year for persons who worked that year, without regard to their current employment status.

Subject	Character Position	
	Current or Most Recent Full-Time Job	Longest Job Last Year (Work Experience)
Industry	3 digit detailed	P 49-51
	2-digit detailed (Recode)	P 52-53
Occupation	Major Group Recode	N/A
	3-digit detailed	P 56-58
	2-digit detailed (Recode)	P 54-55
Class of Worker	Major Group recode	N/A
		P 59
		P 151-153
		P 322-323
		P 316-317
		P 154-156
		P 318-319
		P 320-321
		P 314

Job Seekers. All unemployed persons who made specific efforts to find a job sometime during the 4-week period preceding the survey week.

Keeping House. Persons are classified as keeping house if they engage in own housework. This is one of the "not in labor force" classifications - employment status recode (ESR) = 4.

LFSR (Labor Force Status Recode). This classification is available for each civilian 15 years old and over according to his/her responses to the monthly (basic) labor force items in March.

Labor Force. Persons are classified as in the labor force if they are employed, unemployed, or in the Armed Forces during the survey week. The

“civilian labor force” includes all civilians classified as employed or unemployed. The file includes labor force data for civilians age 15 and over. However, the official definition of the civilian labor force is age 16 and over.

1. **Employed.** Employed persons comprise (1) all civilians who, during the survey week did any work at all as paid employees or in their own business or profession, or on their own farm, or who work 15 hours or more as unpaid workers on a farm or a business operated by a member of the family; and (2) all those who have jobs but who are not working because of illness, bad weather, vacation, or labor-management dispute, or because they are taking time off for personal reasons, whether or not they are seeking other jobs. These persons would have an Labor Force Status Recode (LFSR) of 1 or 2 respectively in character 145 of the person record which designates “at work” and “with a job, but not at work.” Each employed person is counted only once. Those persons who held more than one job are counted in the job at which they worked the greatest number of hours during the survey week. If they worked an equal number of hours at more than one job, they are counted at the job they held the longest.
2. **Unemployed.** Unemployed persons are those civilians who, during the survey week, have no employment but are available for work, and (1) have engaged in any specific job seeking activity within the past 4 weeks such as registering at a public or private employment office, meeting with prospective employers, checking with friends or relatives, placing or answering advertisements, writing letters of application, or being on a union or professional register; (2) are waiting to be called back to a job from which they had been laid off; or (3) are waiting to report to a new wage or salary job within 30 days. These persons would have an LFSR code of 3 or 4 in character 145 of the person record. The unemployed includes job leavers, job losers, new job entrants, and job reentrants.
 - a. **Job Leavers.** Persons who quit or otherwise terminate their employment voluntarily and immediately begin looking for work.
 - b. **Job Losers.** Persons whose employment ends involuntarily, who immediately

begin looking for work, and those persons who are already /on layoff.

- c. **New Job Entrants.** Persons who never worked at a full-time job lasting two weeks or longer.
 - d. **Job Reentrants.** Persons who previously worked at a full-time job lasting two weeks or longer but are out of the labor force prior to beginning to look for work.
3. **Not in Labor Force.** All civilians 15 years old and over who are not classified as employed or unemployed. These persons are further classified as major activity: keeping house, going to school, unable to work because of long-term physical or mental illness, and other. The “other” group includes, for the most part, retired persons. Persons who report doing unpaid work in a family farm or business for less than 15 hours are also classified as not in the labor force.

For persons not in the labor force, data on previous work experience, intentions to seek work again, desire for a job at the time of interview, and reasons for not looking for work are asked only in those households that are in the fourth and eighth months of the sample, i.e., the “outgoing” groups, those which had been in the sample for three previous months and would not be in for the subsequent month.

These items are asked in question 24; see the questionnaire facsimile. Such persons have an LFSR code of 5-7 in character 145 of the person record.

Finally, it should be noted that the unemployment rate represents the number of persons unemployed as a percent of the civilian labor force 16 years old and over. This measure can also be computed for groups within the labor force classified by sex, age, marital status, race, etc. The job loser, job leaver, reentrant, and new entrant rates are each calculated as a percent of the civilian labor force 16 years old and over; the sum of the rates for the four groups thus equals the total unemployment rate.

Layoff. A person who is unemployed but expects to be called back to a specific job. If he/she expects to be called back within 30 days, it is considered a temporary layoff; otherwise, it is an indefinite layoff.

Level of School Completed/Degree Received. These data changed on the March 1992 file. A new question, “What is the highest level of school ... has completed or the highest degree ... has received?” Replace the old “highest grade attended” and “year

completed" questions. The new question provides more accurate data on the degree status of college students. Educational attainment applies only to progress in "regular" school. Such schools include graded public, private, and parochial elementary and high schools (both junior and senior high), colleges, universities, and professional schools, whether day schools or night schools. Thus, regular schooling is that which may advance a person toward an elementary school certificate or high school diploma, or a college, university, or professional school degree. Schooling in other than regular schools is counted only if the credits obtained are regarded as transferable to a school in the regular school system.

Looking for Work. A person who is trying to get work or trying to establish a business or profession.

March Supplement Weight. The March supplement weight is on all person records and is used to produce "supplement" estimates; that is, income, work experience, migration, and family characteristic estimates.

Marital Status. The marital status classification identifies four major categories: single (never married), married, widowed, and divorced. These terms refer to the marital status at the time of enumeration.

The category "married" is further divided into "married, civilian spouse present," "married, Armed Force spouse present," "married, spouse absent," "married, Armed Force spouse absent," and "separated." A person is classified as "married, spouse present" if the husband or wife is reported as a member of the household even though he or she may be temporarily absent on business or on vacation, visiting, in a hospital, etc., at the time of the enumeration. Persons reported as "separated" included those with legal separations, those living apart with intentions of obtaining a divorce, and other persons permanently or temporarily estranged from their spouses because of marital discord.

For the purpose of this file, the group "other marital status" includes "widowed and divorced," "separated," and "other married, spouse absent."

Medicare. The Medicare Program is designed to provide medical care for the aged and disabled. The Basic Hospital Insurance Plan (Part A) is designed to provide basic protection against hospital costs and related post-hospital services. This plan also covers many persons under 65 years old who receive Social Security or railroad retirement benefits based on long-term disability. Part A is financed jointly by employers and

employees through Social Security payroll deductions. Qualified persons 65 years old and over who are not otherwise eligible for Part A benefits may pay premiums directly to obtain this coverage. The Medical Insurance Plan (Part B) is a voluntary plan which builds upon the hospital insurance protection provided by the basic plan. It provides insurance protection covering physicians' and surgeons' services and a variety of medical and other health services received either in hospitals or on an ambulatory basis. It is financed through monthly premium payments by each enrollee, and subsidized by Federal general revenue funds.

The Medicare question on the March CPS attempted to identify all persons 15 years old and over who were "covered" by Medicare at any time during the previous calendar year. The term "covered" means enrolled in the Medicare Program. In order to be counted, the person did not necessarily have to receive medical care paid for by Medicare.

Medicaid. The Medicaid Program is designed to provide medical assistance to needy families with dependent children, and to aged, blind, or permanently and totally disabled individuals whose incomes and resources are insufficient to meet the costs of necessary medical services. The program is administered by State agencies through grants from the Health Care Financing Administration of the Department of Health and Human Services. Funding for medical assistance payments consists of a combination of Federal, State, and in some cases, local funds.

Medicaid is a categorical program with complex eligibility rules which vary from State to State. There are two basic groups of eligible individuals: the categorically eligible and the medically needy. The major categorically eligible groups are all Aid to Families with Dependent Children (AFDC) recipients and most Supplemental Security Income (SSI) recipients. Other categorically eligible groups are (1) those who meet basic State cash assistance eligibility rules/aged, blind, disabled, needy single parents with children, and, in some States, needy unemployed parents with children, but who are not currently receiving money payments; and (2) needy persons who meet categorical eligibility standards but are institutionalized for medical reasons (e.g., low-income elderly persons in nursing homes). However, such institutionalized persons are not included in the CPS universe and, therefore, are not reflected in these statistics.

In roughly one-half of the States, coverage is extended to the medically needy/persons meeting categorical age, sex, or disability criteria, whose money incomes and assets exceed eligibility levels for cash assistance but are not sufficient to meet the cost of

medical care. In such States, qualifying income and asset levels are usually above those set for cash assistance. Families with large medical expenses relative to their incomes and assets may also meet medically needy eligibility standards in these States.

The Medicaid question on the March CPS attempted to identify all persons who were "covered" by Medicaid at any time during the previous calendar year. The term "covered" means enrolled in the Medicaid program, i.e., had a Medicaid medical assistance card, or incurred medical bills which were paid for by Medicaid. In order to be counted, the person did not have to receive medical care paid for by Medicaid.

After data collection and creation of an initial microdata file, further refinements were made to assign Medicaid coverage to children. In this procedure all children under 21 years old in families were assumed to be covered by Medicaid if either the householder or spouse reported being covered by Medicaid (this procedure was required mainly because the Medicaid coverage question was asked only for persons 15 years old and over). All adult AFDC recipients and their children, and SSI recipients living in States which legally require Medicaid coverage of all SSI recipients, were also assigned coverage.

Mobility Status. The population of the United States, 15 years old and over, is classified according to mobility status on the basis of a comparison between the place of residence of each individual at the time of the March CPS and the place of residence in March of the previous year.

The information on mobility status is obtained from the responses to a series of inquiries. The first of three inquiries is: "Was...living in this house 1 year ago...?" If the answer was "No," the enumerator asked, "Where did...live on March 1, 1988?" In classification, three main categories distinguish nonmovers, movers, and movers from abroad.

Nonmovers are all persons who are living in the same house at the end of the period as at the beginning of the period. Movers are all persons who are living in a different house at the end of the period than at the beginning of the period. Movers from abroad include all persons, either citizens or aliens, whose place of residence is outside the United States at the beginning of the period, that is, in an outlying area under the jurisdiction of the United States or in a foreign country. The mobility status for children is fully allocated from the mother if she is in the household; otherwise it is allocated from the householder.

Month-In-Sample. The term is defined as the number of times a unit is interviewed. Each unit is interviewed eight times during the life of the sample.

Never Worked. A person who has never held a full-time civilian job lasting two consecutive weeks or more.

Nonfamily Householder. A nonfamily householder (formerly called a primary individual) is a person maintaining a household while living alone or with nonrelatives only.

Nonfarm Self-employment Net Income. The term is defined as net money income (gross receipts minus expenses) from an individual's own business, professional enterprise, or partnership. Gross receipts include the value of all goods sold and services rendered. Expenses include costs of goods purchased, rent, heat, light, power, depreciation charges, wages and salaries paid, business taxes (not personal income taxes), etc. In general, inventory changes are considered in determining net income; replies based on income tax returns or other official records do reflect inventory changes; however, when values of inventory changes are not reported, net income figures exclusive of inventory changes are accepted. The value of saleable merchandise consumed by the proprietors of retail stores is not included as part of net income.

Nonworker. A person who did not do any work in the calendar year preceding the survey.

Nonrelative of Householder With No Own Relatives in Household. A nonrelative of the householder who has no relative(s) of his own in the household. This category includes such nonrelatives as a ward, a lodger, a servant, or a hired hand, who has no relatives of his own living with him in the household.

Nonrelative of Householder With Own Relatives (Including Spouse) in Household. Any household member who is not related to the householder but has relatives of his own in the household; for example, a lodger, his spouse, and their son.

Other Relative of Householder. Any relative of the householder other than his spouse, child (including natural, adopted, foster, or step child), sibling, or parent; for example, grandson, daughter-in-law, etc.

Own Child. A child related by birth, marriage, or adoption to the family householder.

Part-Time, Economic Reasons. The item includes slack work, material shortages, repairs to plant or equipment, start or termination of job during the week, and inability to find full-time work. (See also Full-Time Worker.)

Part-Time Other Reasons. The item includes labor dispute, bad weather, own illness, vacation, demands of home housework, school, no desire for full-time work, and full-time worker only during peak season.

Part-Time Work. Persons who work between 1 and 34 hours are designated as working "part-time" in the current job held during the reference week. For the March supplement, a person is classified as having worked part-time during the preceding calendar year if he worked less than 35 hours per week in a majority of the weeks in which he worked during the year. Conversely, he is classified as having worked full-time if he worked 35 hours or more per week during a majority of the weeks in which he worked.

Part-Year Work. Part-year work is classified as less than 50 weeks' work.

Pension Plan. The pension plan question on the March CPS attempted to identify if pension plan coverage was available through an employer or union and if the employee was included. This information was collected for civilian persons 15 years old and over who worked during the previous calendar year.

Population Coverage. Population coverage includes the civilian population of the United States plus approximately 820,000 members of the Armed Forces in the United States living off post or with their families on post but excludes all other members of the Armed Forces. This file excludes inmates of institutions. The labor force and work experience data are not collected for Armed Forces members.

Poverty. In this file, families and unrelated individuals are classified as being above or below the poverty level using a poverty index adopted by a Federal Interagency Committee in 1969 and slightly modified in 1981.

The modified index provides a range of income cutoffs or "poverty thresholds" adjusted to take into account family size, number of children, and age of the family householder or unrelated individual; prior to 1981, adjustments were also made on the

basis of farm-nonfarm residence and sex of the householder. The impact of these revisions on the poverty estimates is minimal at the national level. The poverty cutoffs are updated every year to reflect changes in the Consumer Price Index. The average poverty threshold for a family of four was \$12,091 in 1985. For a detailed explanation of the poverty definition, see *Current Population Reports*, Series P-60, No. 154, Money Income and Poverty Status of Persons in the United States: 1988.

Public Assistance. (See Income.)

Public or Other Subsidized Housing. Participation in public housing is determined by two factors: program eligibility and the availability of housing. Income standards for initial and continuing occupancy vary by local housing authority, although the limits are constrained by Federal guidelines. Rental charges, which, in turn, define net benefits, are set by a Federal statute not to exceed 30 percent of net monthly money income. A recipient unit can either be a family of two or more related persons or an individual who is handicapped, elderly, or displaced by urban renewal or natural disaster.

There are some programs through which housing assistance is provided to low-income families and individuals living in public or privately owned dwellings. Two of the more common types of programs in which Federal, State, and local funds are used to subsidize private sector housing are rent supplement and interest reduction plans. Under a rent supplement plan the difference between the "fair market" rent and the rent charged to the tenant is paid to the owner by a government agency. Under an interest reduction program the amount of interest paid on the mortgage by the owner is reduced so that subsequent savings can be passed along to low income tenants in the form of lower rent charges.

There were two questions dealing with public and low cost housing on the March CPS supplement questionnaire. The first question identifies residence in a housing unit owned by a public agency. The second question identifies beneficiaries who were not living in public housing projects, but who were paying lower rent due to a government subsidy. These questions differ from other questions covering noncash benefits in that they establish current reciprocity status in March of the current year rather than reciprocity status during the previous year.

Race. The population is divided into five groups on the basis of race: White, Black, American Indian/Aleut Eskimo, Asian or Pacific Islander and Other races beginning with March 1989. The last

category includes any other race except the four mentioned. In most of the published tables, "Other Races" are shown in total population.

Reentrants. Persons who previously worked at a full-time job lasting two weeks or longer but who are out of the labor force prior to beginning to look for work.

Related Children. Related children in a family include own children and all other children in the household who are related to the householder by birth, marriage, or adoption. For each type of family unit identified in the CPS, the count of own children under 18 years old is limited to single (never married) children; however, "own children under 25" and "own children of any age," include all children regardless of marital status. The totals include never-married children living away from home in college dormitories.

Related Subfamily. A related subfamily is a married couple with or without children, or one parent with one or more own single (never married) children under 18 years old, living in a household and related to, but not including, the householder or spouse. The most common example of a related subfamily is a young married couple sharing the home of the husband's or wife's parents. The number of related subfamilies is not included in the number of families.

School. A person who spent most of his time during the survey week attending any kind of public or private school, including trade or vocational schools in which students receive no compensation in money or kind.

School Lunches. The National School Lunch Program is designed to assist States in providing a school lunch for all children at moderate cost. The National School Lunch Act of 1946 was further amended in 1970 to provide free and reduced-price school lunches for children of needy families. The program is administered by the Food and Nutrition Service of the U.S. Department of Agriculture (USDA) through State educational agencies or through regional USDA nutrition services for non-profit private schools. The program is funded by a combination of Federal funds and matching State funds.

All students eating lunches prepared at participating schools pay less than the total cost of the lunches. Some students pay the "full established" price for lunch (which itself is subsidized) while others pay a "reduced" price for lunch, and still others receive a "free" lunch. Program regulations require

students receiving free lunches to live in households with incomes below 125 percent of the official poverty level. Those students receiving a reduced-price school lunch (10 to 20 cents per meal) live in households with incomes between 125 percent and 195 percent of the official poverty level. The data in this file, however, do not distinguish between reciprocity of free and reduced-price school lunches.

The questions on the March CPS provide a very limited amount of data for the school lunch program. Questions concerning the school lunch program were designed to identify the number of members 5 to 18 years old in households who "usually" ate a hot lunch. This defined the universe of household members usually receiving this noncash benefit. This was followed by a question to identify the number of members receiving free or reduced price lunches.

Self-Employed. Self-employed persons are those who work for profit or fees in their own business, profession or trade, or operate a farm.

Stretches of Unemployment. A continuous stretch is one that is not interrupted by the person getting a job or leaving the labor market to go to school, to keep house, etc. A period of two weeks or more during which a person is employed or ceased looking for work is considered to break the continuity of the period of seeking work.

Topcode. For confidentiality purposes, usual hourly earnings from the current job and earnings from the longest job are topcoded, i.e., cut off at a particular amount.

Refer to Appendix F for an explanation and topcode values of hourly earnings from the current job. Earnings from the longest job are collected during enumeration up to \$299,999; however, the amount is topcoded on the public use file at \$99,999.

From the supplement, total person's income is the sum of the amounts from the individual income types; total family income is the sum of the total persons income for each family member; total household income is the sum of the total income for each person in the household.

Total Money Income. The term is defined as the arithmetic sum of money wages and salaries, net income from self-employment, and income other than earnings. The total income of a household is the arithmetic sum of the amounts received by all income recipients in the household.

Unable to Work. A person is classified as unable to work because of long-term physical or mental illness, lasting six months or longer.

Unemployed. (See Labor Force.)

Unemployment Compensation. (See Income.)

Unpaid Family Workers. Unpaid family workers are persons working without pay for 15 hours a week or more on a farm or in a business operated by a member of the household to whom they are related by birth or marriage.

Unrelated Individuals. Unrelated individuals are persons of any age (other than inmates of institutions) who are not living with any relatives. An unrelated individual may be (1) a nonfamily householder living alone or with nonrelatives only, (2) a roomer, boarder, or resident employee with no relatives in the household, or (3) a group quarters member who has no relatives living with him/her. Thus, a widow who occupies her house alone or with one or more other persons not related to her, a roomer not related to anyone else in the housing unit, a maid living as a member of her employer's household but with no relatives in the household, and a resident staff member in a hospital living apart from any relatives are all examples of unrelated individuals.

Unrelated Subfamily. An unrelated subfamily is a family that does not include among its members the householder and relatives of the householder. Members of unrelated subfamilies may include persons such as guests, roomers, boarders, or resident employees and their relatives living in a household. The number of unrelated subfamily members is included in the number of household members but is not included in the count of family members.

Persons living with relatives in group quarters were formerly considered as members of families. However, the number of such unrelated subfamilies is so small that persons in these unrelated subfam-

ilies are included in the count of secondary individuals.

Veteran Status. If a person served at any time during the four major wars of this century, the code for the most recent wartime service is entered. The following codes are used:

- 0 Children under 15
- 1 Vietnam era
- 2 Korean
- 3 WWI
- 4 WWII
- 5 Other Service
- 6 Nonveteran

Wage and Salary Workers. Wage and salary workers receive wages, salary, commission, tips, or pay in kind from a private employer or from a governmental unit. Also included are persons who are self-employed in an incorporated business. (See income.)

Weeks Worked in the Income Year. Persons are classified according to the number of different weeks, during the preceding calendar year, in which they did any civilian work for pay or profit (including paid vacations and sick leave) or worked without pay on a family-operated farm or business.

Workers. (See Labor Force--Employed.)

Work Experience. Includes those persons who during the preceding calendar year did any work for pay or profit or worked without pay on a family-operated farm or business at any time during the year, on a part-time or full-time basis.

Year-Round Full-Time Worker. A year-round full-time worker is one who usually worked 35 hours or more per week for 50 weeks or more during the preceding calendar year.

GLOSSARY

Geographic Concepts

Geographic Division. An area composed of contiguous States, with Alaska and Hawaii also included in one of the divisions. (A State is one of the 51 major political units in the United States.) The nine geographic divisions have been largely unchanged for the presentation of summary statistics since the 1910 census.

Regions. There are four regions: Northeast, Midwest (formerly North Central),¹ West, and South. States and divisions within regions are presented below.

NORTHEAST REGION

New England Division

Connecticut
Maine
Massachusetts
New Hampshire
Rhode Island
Vermont

Middle Atlantic Division

New Jersey
New York
Pennsylvania

MIDWEST REGION

East North Central Division

Illinois
Indiana
Michigan
Ohio
Wisconsin

West North Central Division

Iowa
Kansas
Minnesota
Missouri
Nebraska
North Dakota
South Dakota

WEST REGION

Mountain Division

Arizona
Colorado
Idaho
Montana
Nevada
Utah
Wyoming
New Mexico

Pacific Division

Alaska
California
Hawaii
Oregon
Washington

1. The Midwest Region was designated as the North Central Region until June 1964.

SOUTH REGION

East South Central Division

Alabama
Kentucky
Mississippi
Tennessee

West South Central Division

Arkansas
Louisiana
Oklahoma
Texas

South Atlantic Division

Delaware
District of Columbia
Florida
Georgia
Maryland
North Carolina
South Carolina
Virginia
West Virginia

APPENDIX A

INDUSTRY CLASSIFICATION

Industry Classification Codes for Detailed Industry (3-digit)

There are 236 categories for the employed, with 1 additional category for the experienced unemployed. These categories are aggregated into 51 detailed groups and 23 major groups (see pages A-9 through A-11).

(Numbers in parentheses are the 1987 SIC code equivalent; see Executive Office of the President, Office of Management and Budget, Standard Industrial Classification Manual, 1987. "Pt" means part, "n.e.c." means not elsewhere classified.)

These codes correspond to Item A-IND located in the adults record layout. These codes are located in positions 0160-0162 in all months except March. In March, these codes are located in positions 0103-0105.

Code	Industry
000-009	not used
010-030	AGRICULTURE
010	Agricultural production, crops (01)
011	Agricultural production, livestock (02)
012	Veterinary services (074)
013-019	not used
020	Landscape and horticultural services (078)
021-029	not used
030	Agricultural services, n.e.c. (071, 072, 075, 076)
031-032	FORESTRY AND FISHERIES
031	Forestry (08)
032	Fishing, hunting, and trapping (09)
033-039	not used
040-050	MINING
040	Metal mining (10)
041	Coal mining (12)
042	Oil and gas extraction (13)
043-049	not used
050	Nonmetallic mining and quarrying, except fuel (14)
051-059	not used
060	CONSTRUCTION (15, 16, 17)
061-099	not used
100-392	MANUFACTURING
100-222	NONDURABLE GOODS
100-122	Food and kindred products
100	Meat products (201)
101	Dairy products (202)
102	Canned, frozen and preserved fruits and vegetables (203)
103-109	not used
110	Grain mill products (204)
111	Bakery products (205)
112	Sugar and confectionery products (206)
113-119	not used
120	Beverage industries (208)
121	Miscellaneous food preparations and kindred products (207, 209)
122	Not specified food industries

Code	Industry
123-129	not used
130	Tobacco manufactures (21)
131	not used
132-150	Textile mill products
132	Knitting mills (225)
133-139	not used
140	Dyeing and finishing textiles, except wool and knit goods (226)
141	Carpets and rugs (227)
142	Yarn, thread, and fabric mills (221-224, 228)
143-149	not used
150	Miscellaneous textile mill products (229)
151-152	Apparel and other finished textile products
151	Apparel and accessories, except knit (231-238)
152	Miscellaneous fabricated textile products (239)
153-159	not used
160-162	Paper and allied products
160	Pulp, paper, and paperboard mills (261-263)
161	Miscellaneous paper and pulp products (267)
162	Paperboard containers and boxes (265)
163-170	not used
171-172	Printing, publishing, and allied industries
171	Newspaper publishing and printing (271)
172	Printing, publishing, and allied industries, except newspapers (272-279)
173-179	not used
180-192	Chemicals and allied products
180	Plastics, synthetics, and resins (282)
181	Drugs (283)
182	Soaps and cosmetics (284)
183-189	not used
190	Paints, varnishes, and related products (285)
191	Agricultural chemicals (287)
192	Industrial and miscellaneous chemicals (281, 286, 289)
193-199	not used
200-201	Petroleum and coal products
200	Petroleum refining (291)
201	Miscellaneous petroleum and coal products (295, 299)
202-209	not used
210-212	Rubber and miscellaneous plastics products
210	Tires and inner tubes (301)
211	Other rubber products, and plastics footwear and belting (302-306)
212	Miscellaneous plastics products (308)
213-219	not used
220-222	Leather and leather products
220	Leather tanning and finishing (311)
221	Footwear, except rubber and plastic (313, 314)
222	Leather products, except footwear (315-317, 319)
223-229	not used
230-392	DURABLE GOODS
230-241	Lumber and wood products, except furniture
230	Logging (241)
231	Sawmills, planing mills, and millwork (242, 243)
232	Wood buildings and mobile homes (245)
233-240	not used
241	Miscellaneous wood products (244, 249)
242	Furniture and fixtures (25)
243-249	not used

Code	Industry
250-262	Stone, clay, glass, and concrete products
250	Glass and glass products (321-323)
251	Cement, concrete, gypsum, and plaster products (324, 327)
252	Structural clay products (325)
253-260	not used
261	Pottery and related products (326)
262	Miscellaneous nonmetallic mineral and stone products (328, 329)
263-269	not used
270-301	Metal industries
270	Blast furnaces, steelworks, rolling and finishing mills (331)
271	Iron and steel foundries (332)
272	Primary aluminum industries (3334, part 334, 3353-3355, 3363, 3365)
273-279	not used
280	Other primary metal industries (3331, 3339, part 334, 3351, 3356, 3357, 3364, 3366, 3369, 339)
281	Cutlery, handtools, and general hardware (342)
282	Fabricated structural metal products (344)
283-289	not used
290	Screw machine products (345)
291	Metal forgings and stampings (346)
292	Ordnance (348)
293-299	not used
300	Miscellaneous fabricated metal products (341, 343, 347, 349)
301	Not specified metal industries
302-309	not used
310-332	Machinery and computing equipment
310	Engines and turbines (351)
311	Farm machinery and equipment (352)
312	Construction and material handling machines (353)
313-319	not used
320	Metalworking machinery (354)
321	Office and accounting machines (3578, 3579)
322	Computers and related equipment (3571-3577)
323-330	not used
331	Machinery, except electrical, n.e.c. (355, 356, 358, 359)
332	Not specified machinery
333-339	not used
340-350	Electrical machinery, equipment, and supplies
340	Household appliances (363)
341	Radio, TV, and communication equipment (365, 366)
342	Electrical machinery, equipment, and supplies, n.e.c. (361, 362, 364, 367, 369)
343-349	not used
350	Not specified electrical machinery, equipment, and supplies
351-370	Transportation equipment
351	Motor vehicles and motor vehicle equipment (371)
352	Aircraft and parts (372)
353-359	not used
360	Ship and boat building and repairing (373)
361	Railroad locomotives and equipment (374)
362	Guided missiles, space vehicles, and parts (376)
363-369	not used
370	Cycles and miscellaneous transportation equipment (375, 379)
371-381	Professional and photographic equipment, and watches
371	Scientific and controlling instruments (381, 382 except 3827)
372	Medical, dental, and optical instruments and supplies (3827, 384, 385)
373-379	not used
380	Photographic equipment and supplies (386)

Code	Industry
381	Watches, clocks, and clockwork operated devices (387)
382-389	not used
390	Toys, amusement, and sporting goods (394)
391	Miscellaneous manufacturing industries (39 except 394)
392	Not specified manufacturing industries
393-399	not used
400-472	TRANSPORTATION, COMMUNICATIONS, AND OTHER PUBLIC UTILITIES
400-432	TRANSPORTATION
400	Railroads (40)
401	Bus service and urban transit (41, except 412)
402	Taxicab service (412)
403-409	not used
410	Trucking service (421, 423)
411	Warehousing and storage (422)
412	U.S. Postal Service (43)
413-419	not used
420	Water transportation (44)
421	Air transportation (45)
422	Pipe lines, except natural gas (46)
423-431	not used
432	Services incidental to transportation (47)
433-439	not used
440-442	COMMUNICATIONS
440	Radio and television broadcasting and cable (483, 484)
441	Telephone communications (481)
442	Telegraph and miscellaneous communications services (482, 489)
443-449	not used
450-472	UTILITIES AND SANITARY SERVICES
450	Electric light and power (491)
451	Gas and steam supply systems (492, 496)
452	Electric and gas, and other combinations (493)
453-469	not used
470	Water supply and irrigation (494, 497)
471	Sanitary services (495)
472	Not specified utilities
473-499	not used
500-571	WHOLESALE TRADE
500-532	Durable Goods
500	Motor vehicles and equipment (501)
501	Furniture and home furnishings (502)
502	Lumber and construction materials (503)
503-509	not used
510	Professional and commercial equipment and supplies (504)
511	Metals and minerals, except petroleum (505)
512	Electrical goods (506)
513-520	not used
521	Hardware, plumbing and heating supplies (507)
522-529	not used
530	Machinery, equipment, and supplies (508)
531	Scrap and waste materials (5093)
532	Miscellaneous wholesale, durable goods (509 except 5093)
533-539	not used
540-571	Nondurable Goods

Code	Industry
540	Paper and paper products (511)
541	Drugs, chemicals and allied products (512, 516)
542	Apparel, fabrics, and notions (513)
543-549	not used
550	Groceries and related products (514)
551	Farm-product raw materials (515)
552	Petroleum products (517)
553-559	not used
560	Alcoholic beverages (518)
561	Farm supplies (5191)
562	Miscellaneous wholesale, nondurable goods (5192-5199)
563-570	not used
571	Not specified wholesale trade
572-579	not used
580-691	RETAIL TRADE
580	Lumber and building material retailing (521, 523)
581	Hardware stores (525)
582	Retail nurseries and garden stores (526)
583-589	not used
590	Mobile home dealers (527)
591	Department stores (531)
592	Variety stores (533)
593-599	not used
600	Miscellaneous general merchandise stores (539)
601	Grocery stores (541)
602	Dairy products stores (545)
603-609	not used
610	Retail bakeries (546)
611	Food stores, n.e.c. (542, 543, 544, 549)
612	Motor vehicle dealers (551, 552)
613-619	not used
620	Auto and home supply stores (553)
621	Gasoline service stations (554)
622	Miscellaneous vehicle dealers (555, 556, 557, 559)
623	Apparel and accessory stores, except shoe (56, except 566)
624-629	not used
630	Shoe stores (566)
631	Furniture and home furnishings stores (571)
632	Household appliance stores (572)
633	Radio, TV, and computer stores (5731, 5734)
634-639	not used
640	Music stores (5735, 5736)
641	Eating and drinking places (58)
642	Drug stores (591)
643-649	not used
650	Liquor stores (592)
651	Sporting goods, bicycles, and hobby stores (5941, 5945, 5946)
652	Book and stationery stores (5942, 5943)
653-659	not used
660	Jewelry stores (5944)
661	Gift, novelty, and souvenir shops (5947)
662	Sewing, needlework and piece goods stores (5949)
663	Catalog and mail order houses (5961)
664-669	not used
670	Vending machine operators (5962)
671	Direct selling establishments (5963)

Code	Industry
672	Fuel dealers (598)
673-680	not used
681	Retail florists (5992)
682	Miscellaneous retail stores (593, 5948, 5993-5995, 5999)
683-690	not used
691	Not specified retail trade
692-699	not used
700-712	FINANCE, INSURANCE, AND REAL ESTATE
700	Banking (60 except 603 and 606)
701	Savings institutions, including credit unions (603, 606)
702	Credit agencies, n.e.c. (61)
703-709	not used
710	Security, commodity brokerage, and investment companies (62, 67)
711	Insurance (63, 64)
712	Real estate, including real estate-insurance offices (65)
713-720	not used
721-760	BUSINESS AND REPAIR SERVICES
721	Advertising (731)
722	Services to dwellings and other buildings (734)
723-730	not used
731	Personnel supply services (736)
732	Computer and data processing services (737)
733-739	not used
740	Detective and protective services (7381, 7382)
741	Business services, n.e.c. (732, 733, 735, 7383-7389)
742	Automotive rental and leasing, without drivers (751)
743-749	not used
750	Automotive parking and carwashes (752, 7542)
751	Automotive repair and related services (753, 7549)
752	Electrical repair shops (762, 7694)
753-759	not used
760	Miscellaneous repair services (763, 764, 7692, 7699)
761-791	PERSONAL SERVICES
761	PRIVATE HOUSEHOLDS (88)
762-791	PERSONAL SERVICES, EXCEPT PRIVATE HOUSEHOLD
762	Hotels and motels (701)
763-769	not used
770	Lodging places, except hotels and motels (702, 703, 704)
771	Laundry, cleaning, and garment services (721 except part 7219)
772	Beauty shops (723)
773-779	not used
780	Barber shops (724)
781	Funeral service and crematories (726)
782	Shoe repair shops (725)
783-789	not used
790	Dressmaking shops (part 7219)
791	Miscellaneous personal services (722, 729)
792-799	not used
800-810	ENTERTAINMENT AND RECREATION SERVICES
800	Theaters and motion pictures (781-783, 792)
801	Video tape rental (784)

Code	Industry
802	Bowling centers (793)
803-809	not used
810	Miscellaneous entertainment and recreation services (791, 794, 799)
811	not used
812-893	PROFESSIONAL AND RELATED SERVICES
812-830	MEDICAL SERVICES, EXCEPT HOSPITALS
812	Offices and clinics of physicians (801, 803)
813-819	not used
820	Offices and clinics of dentists (802)
821	Offices and clinics of chiropractors (8041)
822	Offices and clinics of optometrists (8042)
823-829	not used
830	Offices and clinics of health practitioners, n.e.c. (8043, 8049)
831	HOSPITALS (806)
832-840	MEDICAL SERVICES, EXCEPT HOSPITALS (Continued)
832	Nursing and personal care facilities (805)
833-839	not used
840	Health services, n.e.c. (807, 808, 809)
841	OTHER PROFESSIONAL SERVICES (also includes codes 872-893)
841	Legal services (81)
842-860	EDUCATIONAL SERVICES
842	Elementary and secondary schools (821)
843-849	not used
850	Colleges and universities (822)
851	Vocational schools (824)
852	Libraries (823)
853-859	not used
860	Educational services, n.e.c. (829)
861-871	SOCIAL SERVICES
861	Job training and vocational rehabilitation services (833)
862	Child day care services (part 835)
863	Family child care homes (part 835)
864-869	not used
870	Residential care facilities, without nursing (836)
871	Social services, n.e.c. (832, 839)
872-893	OTHER PROFESSIONAL SERVICES (Also includes code 840)
872	Museums, art galleries, and zoos (84)
873	Labor unions (863)
874-879	not used
880	Religious organizations (866)
881	Membership organizations, n.e.c. (861, 862, 864, 865, 869)
882	Engineering, architectural, and surveying services (871)
883-889	not used
890	Accounting, auditing, and bookkeeping services (872)
891	Research, development, and testing services (873)
892	Management and public relations services (874)
893	Miscellaneous professional and related services (899)
894-899	not used

Code	Industry
900-932	PUBLIC ADMINISTRATION
900	Executive and legislative offices (911-913)
901	General government, n.e.c. (919)
902-909	not used
910	Justice, public order, and safety (92)
911-920	not used
921	Public finance, taxation, and monetary policy (93)
922	Administration of human resources programs (94)
923-929	not used
930	Administration of environmental quality and housing programs (95)
931	Administration of economic programs (96)
932	National security and international affairs (97)
933-990	not used
991	Assigned to persons whose labor force status is unemployed and whose last job was Armed Forces

Detailed Industry Recodes (01-51)

These codes correspond to Item A-DTIND located in positions 218-219 of the adult record layout in all months **except** March. In **March**, these codes are located in positions 0157-0158.

Detailed Industry	Recode	Industry Code
Agriculture Service	01	012-030
Other Agriculture	02	010-011
Mining	03	040-050
Construction	04	060
Manufacturing (Durable Goods)		
Lumber and wood products, except furniture	05	230-241
Furniture and fixtures	06	242
Stone clay, glass, and concrete product	07	250-262
Primary metals	08	270-280
Fabricated metal	09	281-300
Not specified metal industries	10	301
Machinery, except electrical	11	310-332
Electrical machinery, equipment, and supplies	12	340-350
Motor vehicles and equipment	13	351
Aircraft and parts	14	352
Other transportation equipment	15	360-370
Professional and photographic equipment, and watches	16	371-382
Toys, amusements, and sporting goods	17	390
Miscellaneous and not specified manufacturing industries	18	391-392
Manufacturing (Nondurable Goods)		
Food and kindred products	19	100-122
Tobacco manufactures	20	130
Textile mill products	21	132-150
Apparel and other finished textile products	22	151-152
Paper and allied products	23	160-162
Printing, publishing and allied industries	24	171-172
Chemicals and allied products	25	180-192
Petroleum and coal products	26	200-201
Rubber and miscellaneous plastics products	27	210-212
Leather and leather products	28	220-222
Transportation	29	400-432
Communications	30	440-442
Utilities and Sanitary Services	31	450-472
Wholesale Trade	32	500-571
Retail Trade	33	580-691
Banking and Other Finance	34	700-710
Insurance and Real Estate	35	711-712
Private Household Services	36	761
Business Services	37	721-750

Detailed Industry	Recode	Industry Code
Repair Services	38	751-760
Personal Services, Except Private Household	39	762-791
Entertainment and Recreation Services	40	800-810
Hospitals	41	831
Health Services, Except Hospitals	42	812-830 832-840
Educational Services	43	842-860
Social Services	44	861-871
Other Professional Services	45	841,872-893
Forestry and Fisheries	46	031,032
Justice, Public Order and Safety	47	910
Administration of Human Resource Programs	48	922
National Security and Internal Affairs	49	932
Other Public Administration	50	900,901,921,930,931
Armed Forces last job, currently unemployed	51	991

**Major Industry Recodes
(01-23)**

These codes correspond to Item A-MJIND located in positions 216-217 of the adults record layout in all months except March. In March, these codes are located in positions 0155-0156.

Major Industry	Recode	Industry Code
Agriculture	01	010-030
Mining	02	040-050
Construction	03	060
Manufacturing (Durable Goods)	04	230-392
Nondurable Goods	05	100-222
Transportation, communications and other public utilities		
Transportation	06	400-432
Communications and public utilities		
Communications	07	440-442
Utilities and sanitary service	08	450-472
Wholesale Trade		
Wholesale trade	09	500-571
Retail Trade	10	580-691
Finance, insurance, and real estate	11	700-712
Services		
Private households	12	761
Miscellaneous services		
Business and Repair Services	13	721-760
Personal services, except pri. hhlds.	14	762-791
Entertainment and recreation services	15	800-810
Professional and related Services		
Hospitals	16	831
Medical services, except hospitals	17	812-830, 832-840
Educational services	18	842-860
Social services	19	861-871
Other professional services	20	841, 872-893
Forestry and fisheries	21	031-032
Public administration	22	900-932
Armed forces	23	991

Detailed Industry Recodes for Longest Job Last Year
 Supplement Field WEIND
 (00-47)

Detailed Industry	Recode	Industry Code
NTU(children)		
Agriculture	01	010-030
Mining	02	040-050
Construction	03	060
Manufacturing		
Durable Goods		
Lumber and Wood Products, except Furniture	04	230-241
Furniture and Fixtures	05	242
Stone, Clay, Glass, Concrete Products	06	250-262
Metal Industries		
Primary Metals	07	270-280
Fabricated Metals	08	281-300
Not Specified Metal Industries	09	301
Machinery, except Electrical	10	310-332
Electrical Machinery, Equipment, Supplies	11	340-350
Transportation Equipment		
Motor Vehicles and Equipment	12	351
Other Transportation Equipment		
Aircraft and Parts	13	352
Other Transportation Equipment	14	360-370
Professional and Photo Equipment, Watches	15	371-381
Toys, Amusements, and Sporting Goods	16	390
Miscellaneous and Not Specified	17	391-392
Nondurable Goods		
Food and Kindred Products	18	100-122
Tobacco Manufactures	19	130
Textile Mill Products	20	132-150
Apparel and Other Finished Textile Products	21	151-152
Paper and Allied Products	22	160-162
Printing, Publishing, and Allied Industries	23	171-172
Chemicals and Allied Products	24	180-192
Petroleum and Coal Products	25	200-201
Rubber and Miscellaneous Plastics Products	26	210-212
Leather and Leather Products	27	220-222
Transportation, Communications, and Other Public Utilities		
Transportation	28	400-432
Communication and Other Public Utilities		
Communication	29	440-442
Utilities and Sanitary Services	30	450-472
Wholesale and Retail Trade		
Wholesale Trade	31	500-571
Retail trade	32	580-691
Finance, Insurance, and Real Estate		
Banking and Other Finance	33	700-710
Insurance and Real Estate	34	711-712
Service		
Private Household	35	761
Miscellaneous Services		
Business and Repair Services		
Business Services	36	721-742
Repair Services	37	750-760
Personal Service except Private Household	38	762-791

Detailed Industry	Recode	Industry Code
Entertainment and Recreation Services	39	800-810
Professional and Related Services		
Hospitals	40	831
Health Services, except Hospitals	41	812-830, 832-840
Educational Services	42	842-860
Social Services	43	861-871
Other Professional Services	44	841, 872-893
Forestry and Fisheries	45	031-032
Public Administration	46	900-991
Never Worked (WKSWORK=0)	47	

Major Industry Group Recodes for Longest Job Last Year
 Supplement Field WEMIND
 (00-15)

Industry Group	Recode	Industry Code
NIU(children)	00	
Agriculture, Forestry, and Fisheries	01	O10-032
Mining	02	O40-050
Construction	03	O60
Manufacturing		
Durable Goods	04	230-392
Nondurable Goods	05	100-222
Transportation, Communication, and Other Public Utilities	06	400-472
Wholesale Trade	07	500-571
Retail Trade	08	580-691
Finance, Insurance, and Real Estate	09	700-712
Business and Repair Services	10	721-760
Personal Services Including Private Households	11	761-791
Entertainment and Recreation Services	12	800-810
Professional and Related Services	13	812-893
Public Administration	14	900-991
Never Worked (WKSWORK=0)	15	

APPENDIX B

OCCUPATIONAL CLASSIFICATION

Occupational Classification Codes for Detailed Occupational Categories (3-digit)

There are 500 categories for the employed with 1 additional category for the experienced unemployed. These categories are aggregated into 46 detailed groups and 14 major groups (see pages B-15 through B-17). The classification is developed from the 1980 Standard Occupational Classification. "n.e.c." is the abbreviation for not elsewhere classified.

These codes correspond to Item A-OCC located in the adults record layout. These codes are located in positions 0163-0165 in all months except March. In March, these codes are located in positions 0106-0108.

Code	Occupation
000-199	MANAGERIAL AND PROFESSIONAL SPECIALTY OCCUPATIONS
000-037	EXECUTIVE, ADMINISTRATIVE, AND MANAGERIAL OCCUPATIONS
000-002	not used
003	Legislators (111)
004	Chief executives and general administrators, public administration (112)
005	Administrators and officials, public administration (1132-1139)
006	Administrators, protective services (1131)
007	Financial managers (122)
008	Personnel and labor relations managers (123)
009	Purchasing managers (124)
010-012	not used
013	Managers, marketing, advertising, and public relations (125)
014	Administrators, education and related fields (128)
015	Managers, medicine and health (131)
016	Postmasters and mail superintendents (1344)
017	Managers, food serving and lodging establishments (1351)
018	Managers, properties and real estate (1353)
019	Funeral directors (part 1359)
020	not used
021	Managers, service organizations, n.e.c. (127, 1352, 1354, part 1359)
022	Managers and administrators, n.e.c. (121, 126, 132-1343, 136-139)
023-037	Management Related Occupations
023	Accountants and auditors (1412)
024	Underwriters (1414)
025	Other financial officers (1415, 1419)
026	Management analysts (142)
027	Personnel, training, and labor relations specialists (143)
028	Purchasing agents and buyers, farm products (1443)
029	Buyers, wholesale and retail trade except farm products (1442)
030-032	not used
033	Purchasing agents and buyers, n.e.c. (1449)
034	Business and promotion agents (145)
035	Construction inspectors (1472)
036	Inspectors and compliance officers, except construction (1473)
037	Management related occupations, n.e.c. (149)
038-042	not used
043-199	PROFESSIONAL SPECIALTY OCCUPATIONS
043-063	Engineers, Architects, and Surveyors
043	Architects (161)

Code	Occupation
044-059	Engineers
044	Aerospace (1622)
045	Metallurgical and materials (1623)
046	Mining (1624)
047	Petroleum (1625)
048	Chemical (1626)
049	Nuclear (1627)
050-052	not used
053	Civil (1628)
054	Agricultural (1632)
055	Electrical and electronic (1633, 1636)
056	Industrial (1634)
057	Mechanical (1635)
058	Marine and naval architects (1637)
059	Engineers, n.e.c. (1639)
060-062	not used
063	Surveyors and mapping scientists (164)
064-068	Mathematical and Computer Scientists
064	Computer systems analysts and scientists (171)
065	Operations and systems researchers and analysts (172)
066	Actuaries (1732)
067	Statisticians (1733)
068	Mathematical scientists, n.e.c. (1739)
069-083	Natural Scientists
069	Physicists and astronomers (1842, 1843)
070-072	not used
073	Chemists, except biochemists (1845)
074	Atmospheric and space scientists (1846)
075	Geologists and geodesists (1847)
076	Physical scientists, n.e.c. (1849)
077	Agricultural and food scientists (1853)
078	Biological and life scientists (1854)
079	Forestry and conservation scientists (1852)
080-082	not used
083	Medical scientists (1855)
084-089	Health Diagnosing Occupations
084	Physicians (261)
085	Dentists (262)
086	Veterinarians (27)
087	Optometrists (281)
088	Podiatrists (283)
089	Health diagnosing practitioners, n.e.c. (289)
090-094	not used
095-106	Health Assessment and Treating Occupations
095	Registered nurses (29)
096	Pharmacists (301)
097	Dietitians (302)
098-105	Therapists
098	Respiratory therapists (3031)
099	Occupational therapists (3032)
100-102	not used
103	Physical therapists (3033)
104	Speech therapists (3034)
105	Therapists, n.e.c. (3039)
106	Physicians' assistants (304)
107-112	not used

Code	Occupation
113-154	Teachers, Postsecondary
113	Earth, environmental, and marine science teachers (2212)
114	Biological science teachers (2213)
115	Chemistry teachers (2214)
116	Physics teachers (2215)
117	Natural science teachers, n.e.c. (2216)
118	Psychology teachers (2217)
119	Economics teachers (2218)
120-122	not used
123	History teachers (2222)
124	Political science teachers (2223)
125	Sociology teachers (2224)
126	Social science teachers, n.e.c. (2225)
127	Engineering teachers (2226)
128	Mathematical science teachers (2227)
129	Computer science teachers (2228)
130-132	not used
133	Medical science teachers (2231)
134	Health specialties teachers (2232)
135	Business, commerce, and marketing teachers (2233)
136	Agriculture and forestry teachers (2234)
137	Art, drama, and music teachers (2235)
138	Physical education teachers (2236)
139	Education teachers (2237)
140-142	not used
143	English teachers (2238)
144	Foreign language teachers (2242)
145	Law teachers (2243)
146	Social work teachers (2244)
147	Theology teachers (2245)
148	Trade and industrial teachers (2246)
149	Home economics teachers (2247)
150-152	not used
153	Teachers, postsecondary, n.e.c. (2249)
154	Postsecondary teachers, subject not specified
155-159	Teachers, Except Postsecondary
155	Teachers, prekindergarten and kindergarten (231)
156	Teachers, elementary school (232)
157	Teachers, secondary school (233)
158	Teachers, special education (235)
159	Teachers, n.e.c. (236, 239)
160-162	not used
163	Counselors, Educational and Vocational (24)
164-165	Librarians, Archivists, and Curators
164	Librarians (251)
165	Archivists and curators (252)
166-173	Social Scientists and Urban Planners
166	Economists (1912)
167	Psychologists (1915)
168	Sociologists (1916)
169	Social scientists, n.e.c. (1913, 1914, 1919)
170-172	not used
173	Urban planners (192)
174-177	Social, Recreation, and Religious Workers
174	Social workers (2032)
175	Recreation workers (2033)

Code	Occupation
176	Clergy (2042)
177	Religious workers, n.e.c. (2049)
178-179	Lawyers and Judges
178	Lawyers (211)
179	Judges (212)
180-182	not used
183-199	Writers, Artists, Entertainers, and Athletes
183	Authors (321)
184	Technical writers (398)
185	Designers (322)
186	Musicians and composers (323)
187	Actors and directors (324)
188	Painters, sculptors, craft-artists, and artist printmakers (325)
189	Photographers (326)
190-192	not used
193	Dancers (327)
194	Artists, performers, and related workers, n.e.c. (328, 329)
195	Editors and reporters (331)
196	not used
197	Public relations specialists (332)
198	Announcers (333)
199	Athletes (34)
200-202	not used

203-389 TECHNICAL, SALES, AND ADMINISTRATIVE SUPPORT OCCUPATIONS

203-235 TECHNICIANS AND RELATED SUPPORT OCCUPATIONS

203-208	Health Technologists and Technicians
203	Clinical laboratory technologists and technicians (362)
204	Dental hygienists (363)
205	Health record technologists and technicians (364)
206	Radiologic technicians (365)
207	Licensed practical nurses (366)
208	Health technologists and technicians, n.e.c. (369)
209-212	not used
213-235	Technologists and Technicians, Except Health
213-218	Engineering and Related Technologists and Technicians
213	Electrical and electronic technicians (3711)
214	Industrial engineering technicians (3712)
215	Mechanical engineering technicians (3713)
216	Engineering technicians, n.e.c. (3719)
217	Drafting occupations (372)
218	Surveying and mapping technicians (373)
219-222	not used
223-225	Science Technicians
223	Biological technicians (382)
224	Chemical technicians (3831)
225	Science technicians, n.e.c. (3832, 3833, 384, 389)
226-235	Technicians, Except Health, Engineering, and Science
226	Airplane pilots and navigators (825)
227	Air traffic controllers (392)
228	Broadcast equipment operators (393)
229	Computer programmers (3971, 3972)
230-232	not used
233	Tool programmers, numerical control (3974)
234	Legal assistants (396)
235	Technicians, n.e.c. (399)
236-242	not used

Code	Occupation
243-285	SALES OCCUPATIONS
243	Supervisors and Proprietors, Sales Occupations (40)
244-252	not used
253-257	Sales Representatives, Finance and Business Services
253	Insurance sales occupations (4122)
254	Real estate sales occupations (4123)
255	Securities and financial services sales occupations (4124)
256	Advertising and related sales occupations (4153)
257	Sales occupations, other business services (4152)
258-259	Sales Representatives, Commodities, Except Retail
258	Sales engineers (421)
259	Sales representatives, mining, manufacturing, and wholesale (423, 424)
260-262	not used
263-278	Sales Workers, Retail and Personal Services
263	Sales workers, motor vehicles and boats (4342, 4344)
264	Sales workers, apparel (4346)
265	Sales workers, shoes (4351)
266	Sales workers, furniture and home furnishings (4348)
267	Sales workers, radio, TV, hi-fi, and appliances (4343, 4352)
268	Sales workers, hardware and building supplies (4353)
269	Sales workers, parts (4367)
270-273	not used
274	Sales workers, other commodities (4345, 4347, 4354, 4356, 4359, 4362, 4369)
275	Sales counter clerks (4363)
276	Cashiers (4364)
277	Street and door-to-door sales workers (4366)
278	News vendors (4365)
279-282	not used
283-285	Sales Related Occupations
283	Demonstrators, promoters and models, sales (445)
284	Auctioneers (447)
285	Sales support occupations, n.e.c. (444, 446, 449)
286-302	not used
303-389	ADMINISTRATIVE SUPPORT OCCUPATIONS, INCLUDING CLERICAL
303-307	Supervisors, Administrative Support Occupations
303	Supervisors, general office (4511, 4513, 4514, 4516, 4519, 4529)
304	Supervisors, computer equipment operators (4512)
305	Supervisors, financial records processing (4521)
306	Chief communications operators (4523)
307	Supervisors, distribution, scheduling, and adjusting clerks (4522, 4524-4528)
308-309	Computer Equipment Operators
308	Computer operators (4612)
309	Peripheral equipment operators (4613)
310-312	not used
313-315	Secretaries, Stenographers, and Typists
313	Secretaries (4622)
314	Stenographers (4623)
315	Typists (4624)
316-323	Information Clerks
316	Interviewers (4642)
317	Hotel clerks (4643)
318	Transportation ticket and reservation agents (4644)
319	Receptionists (4645)
320-322	not used
323	Information clerks, n.e.c. (4649)
324	not used

Code	Occupation
325-336	Records Processing Occupations, Except Financial
325	Classified-ad clerks (4662)
326	Correspondence clerks (4663)
327	Order clerks (4664)
328	Personnel clerks, except payroll and timekeeping (4692)
329	Library clerks (4694)
330-334	not used
335	File clerks (4696)
336	Records clerks (4699)
337-344	Financial Records Processing Occupations
337	Bookkeepers, accounting, and auditing clerks (4712)
338	Payroll and timekeeping clerks (4713)
339	Billing clerks (4715)
340-342	not used
343	Cost and rate clerks (4716)
344	Billing, posting, and calculating machine operators (4718)
345-347	Duplicating, Mail and Other Office Machine Operators
345	Duplicating machine operators (4722)
346	Mail preparing and paper handling machine operators (4723)
347	Office machine operators, n.e.c. (4729)
348-353	Communications Equipment Operators
348	Telephone operators (4732)
350-352	not used
353	Communications equipment operators, n.e.c. (4733, 4739)
354-357	Mail and Message Distributing Occupations
354	Postal clerks, except mail carriers (4742)
355	Mail carriers, postal service (4743)
356	Mail clerks, except postal service (4744)
357	Messengers (4745)
358	not used
359-374	Material Recording, Scheduling, and Distributing Clerks
359	Dispatchers (4751)
360-362	not used
363	Production coordinators (4752)
364	Traffic, shipping, and receiving clerks (4753)
365	Stock and inventory clerks (4754)
366	Meter readers (4755)
367	not used
368	Weighers, measurers, checkers, and samplers (4756, 4757)
369-372	not used
373	Expeditors (4758)
374	Material recording, scheduling, and distributing clerks, n.e.c. (4759)
375-378	Adjusters and Investigators
375	Insurance adjusters, examiners, and investigators (4782)
376	Investigators and adjusters, except insurance (4783)
377	Eligibility clerks, social welfare (4784)
378	Bill and account collectors (4786)
379-389	Miscellaneous Administrative Support Occupations
379	General office clerks (463)
380-382	not used
383	Bank tellers (4791)
384	Proofreaders (4792)
385	Data-entry keyers (4793)
386	Statistical clerks (4794)
387	Teachers' aides (4795)

Code	Occupation
388	not used
389	Administrative support occupations, n.e.c. (4787, 4799)
390-402	not used
403-469	SERVICE OCCUPATIONS
403-407	PRIVATE HOUSEHOLD OCCUPATIONS
403	Launderers and ironers (503)
404	Cooks, private household (504)
405	Housekeepers and butlers (505)
406	Child care workers, private household (506)
407	Private household cleaners and servants (502, 507, 509)
408-412	not used
413-427	PROTECTIVE SERVICE OCCUPATIONS
413-415	Supervisors, Protective Service Occupations
413	Supervisors, firefighting and fire prevention occupations (5111)
414	Supervisors, police and detectives (5112)
415	Supervisors, guards (5113)
416-417	Firefighting and Fire Prevention Occupations
416	Fire inspection and fire prevention occupations (5122)
417	Firefighting occupations (5123)
418-424	Police and Detectives
418	Police and detectives, public service (5132)
419-422	not used
423	Sheriffs, bailiffs, and other law enforcement officers (5134)
424	Correctional institution officers (5133)
425-432	Guards
425	Crossing guards (5142)
426	Guards and police, except public service (5144)
427	Protective service occupations, n.e.c. (5149)
428-432	not used
433-469	SERVICE OCCUPATIONS, EXCEPT PROTECTIVE AND HOUSEHOLD
433-444	Food Preparation and Service Occupations
433	Supervisors, food preparation and service occupations (5211)
434	Bartenders (5212)
435	Waiters and waitresses (5213)
436	Cooks (5214, 5215)
437	not used
438	Food counter, fountain and related occupations (5216)
439	Kitchen workers, food preparation (5217)
440-442	not used
443	Waiters'/waitresses' assistants (5218)
444	Miscellaneous food preparation occupations (5219)
445-447	Health Service Occupations
445	Dental assistants (5232)
446	Health aides, except nursing (5233)
447	Nursing aides, orderlies, and attendants (5236)
448-455	Cleaning and Building Service Occupations, Except Household
448	Supervisors, cleaning and building service workers (5241)
449	Maids and housemen (5242, 5249)
450-452	not used
453	Janitors and cleaners (5244)
454	Elevator operators (5245)
455	Pest control occupations (5246)

Code	Occupation
456-469	Personal Service Occupations
456	Supervisors, personal service occupations (5251)
457	Barbers (5252)
458	Hairdressers and cosmetologists (5253)
459	Attendants, amusement and recreation facilities (5254)
460	not used
461	Guides (5255)
462	Ushers (5256)
463	Public transportation attendants (5257)
464	Baggage porters and bellhops (5262)
465	Welfare service aides (5263)
466	Family child care providers (part 5264)
467	Early childhood teacher's assistants (part 5264)
468	Child care workers, n.e.c. (part 5264)
469	Personal service occupations, n.e.c. (5258, 5269)
470-472	not used
473-499	FARMING, FORESTRY, AND FISHING OCCUPATIONS
473-476	Farm Operators and Managers
473	Farmers, except horticultural (5512-5514)
474	Horticultural specialty farmers (5515)
475	Managers, farms, except horticultural (5522-5524)
476	Managers, horticultural specialty farms (5525)
477-489	Other Agricultural and Related Occupations
477-484	Farm Occupations, Except Managerial
477	Supervisors, farm workers (5611)
478	not used
479	Farm workers (5612-5617)
480-482	not used
483	Marine life cultivation workers (5618)
484	Nursery workers (5619)
485-489	Related Agricultural Occupations
485	Supervisors, related agricultural occupations (5621)
486	Groundskeepers and gardeners, except farm (5622)
487	Animal caretakers, except farm (5624)
488	Graders and sorters, agricultural products (5625)
489	Inspectors, agricultural products (5627)
490-493	not used
494-496	Forestry and Logging Occupations
494	Supervisors, forestry and logging workers (571) †
495	Forestry workers, except logging (572)
496	Timber cutting and logging occupations (573, 579)
497-499	Fishers, Hunters, and Trappers
497	Captains and other officers, fishing vessels (part 8241)
498	Fishers (583)
499	Hunters and trappers (584)
500-502	not used
503-699	PRECISION PRODUCTION, CRAFT, AND REPAIR OCCUPATIONS
503-552	Mechanics and Repairers
503	Supervisors, mechanics and repairers (60)
504	not used
505-549	Mechanics and Repairers, Except Supervisors
505-517	Vehicle and Mobile Equipment Mechanics and Repairers
505	Automobile mechanics (part 6111)
506	Automobile mechanic apprentices (part 6111)
507	Bus, truck, and stationary engine mechanics (6112)

Code	Occupation
508	Aircraft engine mechanics (6113)
509	Small engine repairers (6114)
510-513	not used
514	Automobile body and related repairers (6115)
515	Aircraft mechanics, except engine (6116)
516	Heavy equipment mechanics (6117)
517	Farm equipment mechanics (6118)
518	Industrial machinery repairers (613)
519	Machinery maintenance occupations (614)
520-522	not used
523-533	Electrical and Electronic Equipment Repairers
523	Electronic repairers, communications and industrial equipment (6151, 6153, 6155)
524	not used
525	Data processing equipment repairers (6154)
526	Household appliance and power tool repairers (6156)
527	Telephone line installers and repairers (6157)
528	not used
529	Telephone installers and repairers (6158)
530-532	not used
533	Miscellaneous electrical and electronic equipment repairers (6152, 6159)
534	Heating, air conditioning, and refrigeration mechanics (616)
535-549	Miscellaneous Mechanics and Repairers
535	Camera, watch, and musical instrument repairers (6171, 6172)
536	Locksmiths and safe repairers (6173)
537	not used
538	Office machine repairers (6174)
539	Mechanical controls and valve repairers (6175)
540-542	not used
543	Elevator installers and repairers (6176)
544	Millwrights (6178)
545-546	not used
547	Specified mechanics and repairers, n.e.c. (6177, 6179)
548	not used
549	Not specified mechanics and repairers
550-552	not used
553-599	Construction Trades
553-558	Supervisors, Construction Occupations
553	Supervisors, brickmasons, stonemasons, and tile setters (6312)
554	Supervisors, carpenters and related workers (6313)
555	Supervisors, electricians and power transmission installers (6314)
556	Supervisors, painters, paperhangers, and plasterers (6315)
557	Supervisors, plumbers, pipefitters, and steamfitters (6316)
558	Supervisors, construction, n.e.c. (6311, 6318)
559-562	not used
563-599	Construction Trades, Except Supervisors
563	Brickmasons and stonemasons (part 6412, part 6413)
564	Brickmason and stonemason apprentices (part 6412, part 6413)
565	Tile setters, hard and soft (part 6414, part 6462)
566	Carpet installers (part 6462)
567	Carpenters (part 6422)
568	not used
569	Carpenter apprentices (part 6422)
570-572	not used
573	Drywall installers (6424)
574	not used
575	Electricians (part 6432)
576	Electrician apprentices (part 6432)

Code	Occupation
577	Electrical power installers and repairers (6433)
578	not used
579	Painters, construction and maintenance (6442)
582	not used
583	Paperhangers (6443)
584	Plasterers (6444)
585	Plumbers, pipefitters, and steamfitters (part 645)
586	not used
587	Plumber, pipefitter, and steamfitter apprentices (part 645)
588	Concrete and terrazzo finishers (6463)
589	Glaziers (6464)
590-592	not used
593	Insulation workers (6465)
594	Paving, surfacing, and tamping equipment operators (6466)
595	Roofers (6468)
596	Sheetmetal duct installers (6472)
597	Structural metal workers (6473)
598	Drillers, earth (6474)
599	Construction trades, n.e.c. (6467, 6475, 6476, 6479)
600-612	not used
613-617	Extractive Occupations
613	Supervisors, extractive occupations (632)
614	Drillers, oil well (652)
615	Explosives workers (653)
616	Mining machine operators (654)
617	Mining occupations, n.e.c. (656)
618-627	not used
628-699	Precision Production Occupations
628	Supervisors, production occupations (67, 71)
629-633	not used
634-655	Precision Metal Working Occupations
634	Tool and die makers (part 6811)
635	Tool and die maker apprentices (part 6811)
636	Precision assemblers, metal (6812)
637	Machinists (part 6813)
638	not used
639	Machinist apprentices (part 6813)
640-642	not used
643	Boilermakers (6814)
644	Precision grinders, filers, and tool sharpeners (6816)
645	Patternmakers and model makers, metal (6817)
646	Lay-out workers (6821)
647	Precious stones and metals workers (Jewelers) (6822, 6866)
648	not used
649	Engravers, metal (6823)
650-652	not used
653	Sheet metal workers (part 6824)
654	Sheet metal worker apprentices (part 6824)
655	Miscellaneous precision metal workers (6829)
656-659	Precision Woodworking Occupations
656	Patternmakers and model makers, wood (6831)
657	Cabinet makers and bench carpenters (6832)
658	Furniture and wood finishers (6835)
659	Miscellaneous precision woodworkers (6839)
660-665	not used

Code	Occupation
666-674	Precision Textile, Apparel, and Furnishings Machine Workers
666	Dressmakers (part 6852, part 7752)
667	Tailors (part 6852)
668	Upholsterers (6853)
669	Shoe repairers (6854)
670-673	not used
674	Miscellaneous precision apparel and fabric workers (6856, 6859, part 7752)
675-684	Precision Workers, Assorted Materials
675	Hand molders and shapers, except jewelers (6861)
676	Patternmakers, lay-out workers, and cutters (6862)
677	Optical goods workers (6864, part 7477, part 7677)
678	Dental laboratory and medical appliance technicians (6865)
679	Bookbinders (6844)
680-682	not used
683	Electrical and electronic equipment assemblers (6867)
684	Miscellaneous precision workers, n.e.c. (6869)
685	not used
686-688	Precision Food Production Occupations
686	Butchers and meat cutters (6871)
687	Bakers (6872)
688	Food batchmakers (6873, 6879)
689-693	Precision Inspectors, Testers, and Related Workers
689	Inspectors, testers, and graders (6881, 828)
690-692	not used
693	Adjusters and calibrators (6882)
694-699	Plant and System Operators
694	Water and sewage treatment plant operators (691)
695	Power plant operators (part 693)
696	Stationary engineers (part 693, 7668)
697-698	not used
699	Miscellaneous plant and system operators (692, 694, 695, 696)
700-702	not used
703-889	OPERATORS, FABRICATORS, AND LABORERS
703-799	MACHINE OPERATORS, ASSEMBLERS, AND INSPECTORS
703-779	Machine Operators and Tenders, Except Precision
703-715	Metal Working and Plastic Working Machine Operators
703	Lathe and turning machine set-up operators (7312)
704	Lathe and turning machine operators (7512)
705	Milling and planing machine operators (7313, 7513)
706	Punching and stamping press machine operators (7314, 7317, 7514, 7517)
707	Rolling machine operators (7316, 7516)
708	Drilling and boring machine operators (7318, 7518)
709	Grinding, abrading, buffing, and polishing machine operators (7322, 7324, 7522)
710-712	not used
713	Forging machine operators (7319, 7519)
714	Numerical control machine operators (7326)
715	Miscellaneous metal, plastic, stone, and glass working machine operators (7329, 7529)
716	not used
717	Fabricating machine operators, n.e.c. (7339, 7539)
718	not used
719-725	Metal and Plastic Processing Machine Operators
719	Molding and casting machine operators (7315, 7342, 7515, 7542)
720-722	not used
723	Metal plating machine operators (7343, 7543)
724	Heat treating equipment operators (7344, 7544)
725	Miscellaneous metal and plastic processing machine operators (7349, 7549)

Code	Occupation
726-733	Woodworking Machine Operators
726	Wood lathe, routing, and planing machine operators (7431, 7432, 7631, 7632)
727	Sawing machine operators (7433, 7633)
728	Shaping and joining machine operators (7435, 7635)
729	Nailing and tacking machine operators (7636)
730-732	not used
733	Miscellaneous woodworking machine operators (7434, 7439, 7634, 7639)
734-737	Printing Machine Operators
734	Printing press operators (7443, 7643)
735	Photoengravers and lithographers (6842, 7444, 7644)
736	Typesetters and compositors (6841, 7642)
737	Miscellaneous printing machine operators (6849, 7449, 7649)
738-749	Textile, Apparel, and Furnishings Machine Operators
738	Winding and twisting machine operators (7451, 7651)
739	Knitting, looping, taping, and weaving machine operators (7452, 7652)
740-742	not used
743	Textile cutting machine operators (7654)
744	Textile sewing machine operators (7655)
745	Shoe machine operators (7656)
746	not used
747	Pressing machine operators (7657)
748	Laundering and dry cleaning machine operators (6855, 7658)
749	Miscellaneous textile machine operators (7459, 7659)
750-752	not used
753-779	Machine Operators, Assorted Materials
753	Cementing and gluing machine operators (7661)
754	Packaging and filling machine operators (7462, 7662)
755	Extruding and forming machine operators (7463, 7663)
756	Mixing and blending machine operators (7664)
757	Separating, filtering, and clarifying machine operators (7476, 7666, 7676)
758	Compressing and compacting machine operators (7467, 7667)
759	Painting and paint spraying machine operators (7669)
760-762	not used
763	Roasting and baking machine operators, food (7472, 7672)
764	Washing, cleaning, and pickling machine operators (7673)
765	Folding machine operators (7474, 7674)
766	Furnace, kiln, and oven operators, except food (7675)
767	not used
768	Crushing and grinding machine operators (part 7477, part 7677)
769	Slicing and cutting machine operators (7478, 7678)
770-772	not used
773	Motion picture projectionists (part 7479)
774	Photographic process machine operators (6863, 6868, 7671)
775-776	not used
777	Miscellaneous machine operators, n.e.c. (part 7479, 7665, 7679)
778	not used
779	Machine operators, not specified
780-782	not used
783-795	Fabricators, Assemblers, and Hand Working Occupations
783	Welders and cutters (7332, 7532, 7714)
784	Solderers and brazers (7333, 7533, 7717)
785	Assemblers (772, 774)
786	Hand cutting and trimming occupations (7753)
787	Hand molding, casting, and forming occupations (7754, 7755)
788	not used
789	Hand painting, coating, and decorating occupations (7756)
790-792	not used

Code	Occupation
793	Hand engraving and printing occupations (7757)
794	not used
795	Miscellaneous hand working occupations (7758, 7759)
796-799	Production Inspectors, Testers, Samplers, and Weighers
796	Production inspectors, checkers, and examiners (782, 787)
797	Production testers (783)
798	Production samplers and weighers (784)
799	Graders and sorters, except agricultural (785)
800-802	not used
803-859	TRANSPORTATION AND MATERIAL MOVING OCCUPATIONS
803-814	Motor Vehicle Operators
803	Supervisors, motor vehicle operators (8111)
804	Truck drivers (8212-8214)
805	not used
806	Driver-sales workers (8218)
807	not used
808	Bus drivers (8215)
809	Taxicab drivers and chauffeurs (8216)
810-812	not used
813	Parking lot attendants (874)
814	Motor transportation occupations, n.e.c. (8219)
815-822	not used
823-834	Transportation Occupations, Except Motor Vehicles
823-826	Rail Transportation Occupations
823	Railroad conductors and yardmasters (8113)
824	Locomotive operating occupations (8232)
825	Railroad brake, signal, and switch operators (8233)
826	Rail vehicle operators, n.e.c. (8239)
827	not used
828-834	Water Transportation Occupations
828	Ship captains and mates, except fishing boats (part 8241, 8242)
829	Sailors and deckhands (8243)
830-832	not used
833	Marine engineers (8244)
834	Bridge, lock, and lighthouse tenders (8245)
835-842	not used
843-859	Material Moving Equipment Operators
843	Supervisors, material moving equipment operators (812)
844	Operating engineers (8312)
845	Longshore equipment operators (8313)
846-847	not used
848	Hoist and winch operators (8314)
849	Crane and tower operators (8315)
850-852	not used
853	Excavating and loading machine operators (8316)
854	not used
855	Grader, dozer, and scraper operators (8317)
856	Industrial truck and tractor equipment operators (8318)
857-858	not used
859	Miscellaneous material moving equipment operators (8319)
860-863	not used

Code	Occupation
864-889	HANDLERS, EQUIPMENT CLEANERS, HELPERS, AND LABORERS
864	Supervisors, handlers, equipment cleaners, and laborers, n.e.c. (85)
865	Helpers, mechanics, and repairers (863)
866-868	Helpers, Construction, and Extractive Occupations
866	Helpers, construction trades (8641-8645, 8648)
867	Helpers, surveyor (8646)
868	Helpers, extractive occupations (865)
869	Construction laborers (871)
870-873	not used
874	Production helpers (861, 862)
875-883	Freight, Stock, and Material Handlers
875	Garbage collectors (8722)
876	Stevedores (8723)
877	Stock handlers and baggers (8724)
878	Machine feeders and offbearers (8725)
879-882	not used
883	Freight, stock, and material handlers, n.e.c. (8726)
884	not used
885	Garage and service station related occupations (873)
886	not used
887	Vehicle washers and equipment cleaners (875)
888	Hand packers and packagers (8761)
889	Laborers, except construction (8769)
890-904	not used
905	Assigned to persons whose current labor force status is unemployed and whose last job was Armed Forces.

**Detailed Occupation Recodes
(01-46)**

These codes correspond to the Item A-DTOCC located in positions 222-223 of the adults record layout in all months except March. In March, these codes are located in positions 0161-0162.

Detailed Occupation	Recode	Occupation Code
Administrators and Officials, Public Administration	01	003-006
Other Executive, Administrators, and Managers	02	007-022
Management Related Occupations	03	023-037
Engineers	04	044-059
Mathematical and Computer Scientists	05	064-068
Natural Scientists	06	069-083
Health Diagnosing Occupations	07	084-089
Health Assessment and Treating Occupations	08	095-106
Teachers, College and University	09	113-154
Teachers, Except College and University	10	155-159
Lawyers and Judges	11	178-179
Other Professional Specialty Occupations	12	043,063, 163-177, 183-199
Health Technologists and Technicians	13	203-208
Engineering and Science Technicians	14	213-225
Technicians, Except Health Engineering, and Science	15	226-235
Supervisors and Proprietors, Sales Occupations	16	243
Sales Representatives, Finance, and Business Service	17	253-257
Sales Representatives, Commodities, Except Retail	18	258-259
Sales Workers, Retail and Personal Services	19	263-278
Sales Related Occupations	20	283-285
Supervisors - Administrative Support	21	303-307
Computer Equipment Operators	22	308-309
Secretaries, Stenographers, and Typists	23	313-315
Financial Records, Processing Occupations	24	337-344
Mail and Message Distributing	25	354-357
Other Administrative Support Occupations, Including Clerical	26	316-336, 345-353, 359-389
Private Household Service Occupations	27	403-407
Protective Service Occupations	28	413-427
Food Service Occupations	29	433-444
Health Service Occupations	30	445-447
Cleaning and Building Service Occupations	31	448-455
Personal Service Occupations	32	456-469

Detailed Occupation	Recode	Occupation Code
Mechanics and Repairers	33	503-549
Construction Trades	34	553-599
Other Precision Production Occupations	35	613-699
Machine Operators and Tenders, Except Precision	36	703-779
Fabricators, Assemblers, Inspectors, and Samplers	37	783-799
Motor Vehicle Operators	38	803-814
Other Transportation Occupations and Material Moving	39	823-859
Construction Laborer	40	869
Freight, Stock and Material Handlers	41	875-883
Other Handlers, Equipment Cleaners, and Laborers	42	864-868 874, 885-889
Farm Operators and Managers	43	473-476
Farm Workers and Related Occupations	44	477-489
Forestry and Fishing Occupations	45	494-499
Armed Forces last job, currently unemployed	46	905

**Major Occupation Group Recodes
(01-14)**

These codes correspond to the Item A-MJOCC located in positions 220-221 of the adults record layout in all months except March. In March, these codes are located in positions 0159-0160.

Occupation Group	Recode	Occupation Code
Managerial and professional specialty occupations		
Executive, administrative, and managerial occupations	01	003-037
Professional specialty occupations	02	043-199
Technical, sales, and administrative support occupations		
Technicians and related support occupations	03	203-235
Sales occupations	04	243-285
Administrative support occupations, including clerical	05	303-389
Service Occupations		
Private household occupations	06	403-407
Protective service occupations	07	413-427
Service occupations, except protective and household	08	433-469
Precision production, craft, and repair occupations	09	503-699
Operators, fabricators, and laborers		
Machine operators, assemblers, and inspectors	10	703-799
Transportation and material moving equipment occupations	11	803-859
Handlers, equipment cleaners, helpers, and laborers	12	864-889
Farming, forestry, and fishing occupations	13	473-499
Armed Forces last job, currently unemployed	14	905

Detailed Occupation Recodes for Longest Job Last Year
 Supplement Field POCCU2
 (00-53)

Detailed Occupation	Recode	Occupation Code
NIU (children)	00	
Administrators and Officials		
Public Administration	01	003-006
Other Managers		
Salaried	03	007-022
Self-employed (LJCW=6)	04	007-022
Management Related Occupations	05	024-037
Accountants and Auditors	06	023
Professional Specialty Occupations		
Architects and Surveyors	07	043,063
Engineers	08	044-059
Natural Scientists and Mathematicians	09	065-083
Computer Systems Analysts and Scientists	10	064
Health Diagnosing Occupations		
Health Diagnosing exc. Physicians & Dentists	11	086-089
Physicians and Dentists	12	084-085
Health Assessment and Treating Occupations	13	095-106
Teachers, Librarians, and Counselors	14	113-154, 163-165
Teachers except Postsecondary	15	155-159
Other Professional Specialty Occupations	16	166-199
Technical, Sales and Administrative Support Occupations		
Health Technologists and Technicians	17	203-208
Engineering and Science Technicians	18	213-225
Technicians except Health, Engineering, and Science	19	226-235
Sales Occupations		
Supervisors and Proprietors	20	243
Sales Representatives, commodities and finance	21	253-259
Other Sales Occupations	22	263-285
Administrative Support Occupations, Including Clerical		
Computer Equipment Operators	23	308-309
Secretaries, Stenographers, and Typists	24	313-315
Financial Records Processing Occupations	25	337-344
Other Administrative Support Occupations, Including Clerical	26	303-307, 316-336, 345-389
Service Occupations		
Private Household Occupations	27	403-407
Protective Service Occupations	28	413-427
Food Service Occupations	29	433-444
Health Service Occupations	30	445-447
Cleaning and Building Service Occupations	31	448-455
Personal Service Occupations	32	456-469
Farming, Forestry, and Fishing Occupations		
Farm Operators and Managers	33	473-476
Farm Occupations, except Managerial	34	477-484
Related Agricultural Occupations	35	485-489
Forestry and Fishing Occupations	36	494-499
Precision Production, Craft, and Repair Occupations		
Mechanics and Repairers	37	503-549
Construction Trades and Extractive Occupations	38	553-566, 573-617
Carpenters	39	567-569


Detailed Occupation	Recode	Occupation Code
Precision Production Occupations		
Supervisors, Production Occupations	40	628
Precision Metal Working Occupations	41	634-655
Other Precision Production Occupations	42	656-699
Operators, Fabricators, and Laborers		
Machine Operators, Assemblers, and Inspectors		
Machine Operators and Tenders, exc. Precision	43	703-779
Fabricators, Assemblers, and Hand-working Occupations	44	783-795
Production Inspectors, Testers, Samplers, and eighers	45	796-799
Transportation Occupations	46	803-834
Material Moving Equipment Operators	47	843-859
Handlers, Equipment Cleaners, Helpers and Laborers		
Construction Laborers	48	869
Freight, Stock and Material Handlers	49	875-883
Other Specified Handlers, Equipment Cleaners and Helpers	50	864-868, 874, 885-888
Laborers, except Construction	51	889
Armed Forces	52	905
Never Worked (WKSWORK=0)	53	

Major Occupation Group Recodes for Longest Job Last Year
 Supplement Field WEMOCCG
 (00-15)

Occupation Group	Recode	Occupation Code
NIU (children)	00	
Managerial and Professional Specialty Occupations		
Executive, Administrative, and Managerial Occupations	01	003-037
Professional Specialty Occupations	02	043-199
Technical, Sales, and Administrative Support Occupations		
Technicians and Related Support Occupations	03	203-235
Sales Occupations	04	243-285
Administrative Support Occupations, Including Clerical	05	303-389
Service Occupations		
Private Household Occupations	06	403-407
Protective Service Occupations	07	413-427
Service Occupations, except Household and Protective	08	433-469
Farming, Forestry, and Fishing Occupations	09	473-499
Precision Production, Craft, and Repair Occupations	10	503-699
Operators, Fabricators, and Laborers		
Machine Operators, Assemblers, and Inspectors	11	703-799
Transportation and Material Moving Occupations	12	803-859
Handlers, Equipment Cleaners, Helpers, and Laborers	13	864-889
Armed Forces	14	905
Never Worked (WKSWORK=0)	15	

APPENDIX C

Facsimile of Basic Questionnaire

<p>CHECK ITEM</p> <p>Only CPS-1 for household <input type="checkbox"/></p> <p>First CPS-1 of continuation h'hld ... <input type="checkbox"/></p> <p>Second CPS-1 of continuation h'hld ... <input type="checkbox"/></p> <p>Third, fourth, and 5th CPS-1 <input type="checkbox"/></p>	<p>FORM CPS-1</p>  <p>U.S. DEPARTMENT OF COMMERCE Bureau of the Census</p> <p>CURRENT POPULATION SURVEY</p> <p><i>Form Approved - O.M.B. No. 1220-0100 - Expires 12-31-93</i></p> <p>Foiaic 26.1:1</p>	<p>CONTROL NUMBER</p> <p>PSU SEGMENT SERIAL</p>
---	--	--

LINE NO. OF H'HLD RESP. _____

NON H'HLD RESPONDENT

(Specify and Send Intercomm for interviewed household)

INTERVIEW

ANY ENTRY OTHER THAN NEVER WORKED IN ITEMS 23A-E in this CPS-1 Yes No

NONINTERVIEW

TYPE A

TYPE B

TYPE C

(SEND INTER COMM FOR TYPE A AND C)

TELEPHONE HOLD

(Mark this box for office "telephone hold" cases only)

CHECK ITEM

CPS-665 being held for follow-up

CURRENT

POPULATION

SURVEY

MARCH 1992

Page 1

FILL TRANSCRIPTION ITEMS 18A-1 IN ALL HOUSEHOLDS.

FIRST CHILD					
18A. LINE NO.	18B. RELATIONSHIP TO REF. PERS.	18C. PAR'S LINE NO.	18D. AGE	18G1. SEX	18J. ORIGIN
0	Nat'l/Ad'd Child 05			Male	
1	Step Child 06			Female	
2	Grandchild 07			RACE	
3	Brother/Sister 09			White	
4	Other Rel. of ref. person 10			Black	
5	Foster Child 11			Amer. Ind.	
6	Non-rel. of Ref. Person WITH OWN rel. in H'hld. 12			Aleut, Eskimo	
7	Non-rel. of Ref. Person with NO OWN rel. in H'hld 14	None		Asian or Pac. Isl.	
8				Other	

33. INTERVIEWER CHECK ITEM Entry in C.C. item 24 is Code 4, Asian or Pacific Islander <input checked="" type="checkbox"/> (Ask item 34) All others <input type="checkbox"/> (Next child or go to item 33A)	34. What is ...'s specific Asian or Pacific Islander group? Chinese <input type="checkbox"/> Laotian, Cambodian, Hmong Filipino <input type="checkbox"/> Other Asian (for example, Thai, Pakistani, Sri Lankan, Burmese) Japanese <input type="checkbox"/> Asian Indian <input checked="" type="checkbox"/> Korean <input type="checkbox"/> Hawaiian Vietnamese <input type="checkbox"/> Other Pacific Islander (for example, Samoan, Guamanian, Tongan) <i>If last person, go to item 33 on page 2.</i>
---	---

FIRST ARMED FORCES MEMBER (Fill only in interview household for persons with in CC item 22.)				
18A. LINE NO.	18B. RELATIONSHIP TO REFERENCE PERS.	18C. PAR'S LINE NO.	18D. AGE	18E. MARITAL STATUS
0	Ref Person WITH rel in H'hld. 01			Married—spouse present
1	Ref. person with NO rel. in H'hld 02			
2	Husband 03			Married—spouse absent (Exclude separated)
3	Wife 04			
4	Natural/Adopted Child 05			Widowed
5	Step Child 06			
6	Grandchild 07			Divorced
7	Parent 08			
8	Brother/Sister 09			Separated
9	Other Rel. of ref. person 10			
	Foster Child 11			Never married
	Non-rel. of Ref. Person WITH OWN rel. in H'hld. 12	None		
	Partner/Roommate 13			
	Non-rel. of Ref. Person (other than partner/roommate) with NO OWN rel. in H'hld 14			

18F. SPOUSE'S LINE NO.	18G1. SEX Male <input type="checkbox"/> Female <input checked="" type="checkbox"/>	18H. EDUCATIONAL ATTAINMENT	18I. RACE White <input type="checkbox"/> Black <input type="checkbox"/> Amer. Indian, Aleut, Eskimo <input type="checkbox"/> Asian or Pac. Isl. <input type="checkbox"/> Other <input type="checkbox"/>	18J. ORIGIN
------------------------	--	-----------------------------	--	-------------

SECOND CHILD					
18A. LINE NO.	18B. RELATIONSHIP TO REF. PERS.	18C. PAR'S LINE NO.	18D. AGE	18G1. SEX	18J. ORIGIN
0	Nat'l/Ad'd Child 05			Male	
1	Step Child 06			Female	
2	Grandchild 07			RACE	
3	Brother/Sister 09			White	
4	Other Rel. of ref. person 10			Black	
5	Foster Child 11			Amer. Ind.	
6	Non-rel. of Ref. Person WITH OWN rel. in H'hld. 12			Aleut, Eskimo	
7	Non-rel. of Ref. Person with NO OWN rel. in H'hld 14	None		Asian or Pac. Isl.	
8				Other	

33. INTERVIEWER CHECK ITEM Entry in C.C. item 24 is Code 4, Asian or Pacific Islander <input checked="" type="checkbox"/> (Ask item 34) All others <input type="checkbox"/> (Next child or go to item 33A)	34. What is ...'s specific Asian or Pacific Islander group? Chinese <input type="checkbox"/> Laotian, Cambodian, Hmong Filipino <input type="checkbox"/> Other Asian (for example, Thai, Pakistani, Sri Lankan, Burmese) Japanese <input type="checkbox"/> Asian Indian <input checked="" type="checkbox"/> Korean <input type="checkbox"/> Hawaiian Vietnamese <input type="checkbox"/> Other Pacific Islander (for example, Samoan, Guamanian, Tongan) <i>If last person, go to item 33 on page 2.</i>
---	---

SECOND ARMED FORCES MEMBER (If more than 2 AF persons in household, use continuation CPS-1 document.)				
18A. LINE NO.	18B. RELATIONSHIP TO REFERENCE PERS.	18C. PAR'S LINE NO.	18D. AGE	18E. MARITAL STATUS
0	Ref Person WITH rel in H'hld. 01			Married—spouse present
1	Ref. person with NO rel. in H'hld 02			
2	Husband 03			Married—spouse absent (Exclude separated)
3	Wife 04			
4	Natural/Adopted Child 05			Widowed
5	Step Child 06			
6	Grandchild 07			Divorced
7	Parent 08			
8	Brother/Sister 09			Separated
9	Other Rel. of ref. person 10			
	Foster Child 11			Never married
	Non-rel. of Ref. Person WITH OWN rel. in H'hld. 12	None		
	Partner/Roommate 13			
	Non-rel. of Ref. Person (other than partner/roommate) with NO OWN rel. in H'hld 14			

THIRD CHILD					
18A. LINE NO.	18B. RELATIONSHIP TO REF. PERS.	18C. PAR'S LINE NO.	18D. AGE	18G1. SEX	18J. ORIGIN
0	Nat'l/Ad'd Child 05			Male	
1	Step Child 06			Female	
2	Grandchild 07			RACE	
3	Brother/Sister 09			White	
4	Other Rel. of ref. person 10			Black	
5	Foster Child 11			Amer. Ind.	
6	Non-rel. of Ref. Person WITH OWN rel. in H'hld. 12			Aleut, Eskimo	
7	Non-rel. of Ref. Person with NO OWN rel. in H'hld 14	None		Asian or Pac. Isl.	
8				Other	

33. INTERVIEWER CHECK ITEM Entry in C.C. item 24 is Code 4, Asian or Pacific Islander <input checked="" type="checkbox"/> (Ask item 34) All others <input type="checkbox"/> (Next child or go to item 33A)	34. What is ...'s specific Asian or Pacific Islander group? Chinese <input type="checkbox"/> Laotian, Cambodian, Hmong Filipino <input type="checkbox"/> Other Asian (for example, Thai, Pakistani, Sri Lankan, Burmese) Japanese <input type="checkbox"/> Asian Indian <input checked="" type="checkbox"/> Korean <input type="checkbox"/> Hawaiian Vietnamese <input type="checkbox"/> Other Pacific Islander (for example, Samoan, Guamanian, Tongan) <i>If last person, go to item 33 on page 2.</i>
---	---

18F. SPOUSE'S LINE NO.	18G1. SEX Male <input type="checkbox"/> Female <input checked="" type="checkbox"/>	18H. EDUCATIONAL ATTAINMENT	18I. RACE White <input type="checkbox"/> Black <input type="checkbox"/> Amer. Indian, Aleut, Eskimo <input type="checkbox"/> Asian or Pac. Isl. <input type="checkbox"/> Other <input type="checkbox"/>	18J. ORIGIN
------------------------	--	-----------------------------	--	-------------

MARCH 1992 U.S. Department of Commerce BUREAU OF THE CENSUS CURRENT POPULATION SURVEY FORM CPS-1

1. CHECK ITEM Only CPS-1 for household First CPS-1 of continuation H'hld Second CPS-1 of continuation H'hld Third, fourth, etc. CPS-1

2. CONTROL NUMBER

MONTH YEAR

10. FIELD REPRESENTATIVE CODE

11. DAY COMPLETED

12. LINE NO. OF H'HLD RESP.

4. TYPE OF LIVING QUARTERS HOUSING UNIT OTHER UNIT

5a. LAND USAGE 5b. FARM SALES

6. PSU NO. 7. SEGMENT No. 8. SERIAL NO. 9. HOUSE-HOLD NO.

13. TYPE INTERVIEW Noninterview Personal Tel. - regular Tel. - callback ICR filled

13A. CHECK ITEM Telephone Hold

14. (Mark reason and race.) REASON RACE

15. Vacant - regular Vacant - storage of h'hld furniture Temp. occ. by persons with URE Unfit or to be demolished Under construction, not ready Converted to temp. business or storage Occ. by Armed Force members or persons under 15 Unoccupied tent site or trailer site Permit granted, construction not started Other (Specify below)

16. This unit is intended for occupancy: Year round By migratory workers Seasonally

17. This unit is intended for occupancy: Summers only Winters only Other (Describe below)

TRANSCRIPTION ITEMS Fill for interviewed households only (If continuation CPS-1's required, only fill on first CPS-1 each month.)

27A. TENURE 27B. HOUSEHOLD STATUS CHANGE 28. TOTAL FAMILY INCOME

29A. Telephone in Household 29B. Telephone Available 29C. Telephone Interview Acceptable

30. NUMBER OF CONTACTS - ACTUAL AND ATTEMPTED Personal Telephone

31. TIME OF INTERVIEW

32A. CHECK ITEM Is Hispanic origin entered on the Control Card for any person 15+ in this household?

32B. Did (Read name of Reference Person) live at this address during the week of November 19, 1991?

32C. CHECK ITEM Is reference person's origin code 10 through 17?

32D. Did any of the following household members live here during the week of November 19, 1991?

REMINDER Fill items 18A-18I on pages 2, 5, 7, 9, and 11.

CODER NUMBER

<p>18. LINE NUMBER</p> <p>19. What was ... doing most of LAST WEEK -</p> <p>Working <input checked="" type="checkbox"/> Keeping house <input type="checkbox"/> Going to school or something else <input type="checkbox"/></p> <p>Working (Skip to 20A) ... WK <input type="checkbox"/> With a job but not at work ... J <input type="checkbox"/> Looking for work ... LK <input type="checkbox"/> Keeping house ... H <input type="checkbox"/> Going to school ... S <input type="checkbox"/> Unable to work (Skip to 24) ... U <input type="checkbox"/> Retired ... R <input type="checkbox"/> Other (Specify) ... OT <input type="checkbox"/></p>	<p>20. Did ... do any work at all LAST WEEK, not counting work around the house? (Note: If farm or business operator in hh., ask about unpaid work.)</p> <p>Yes <input checked="" type="checkbox"/> No <input type="checkbox"/> (Go to 21)</p> <p>20A. How many hours did ... work LAST WEEK at all jobs?</p> <p>20B. CHECK ITEM</p> <p>49+ (Skip to item 23)</p> <p>1-34 (Go to 20C)</p> <p>35-48 (Go to 20D)</p> <p>20D. Did ... lose any time or take any time off LAST WEEK for any reason such as illness, holiday or slack work?</p> <p>Yes <input checked="" type="checkbox"/> No <input type="checkbox"/></p> <p>20E. Did ... work any overtime or at more than one job LAST WEEK?</p> <p>Yes <input checked="" type="checkbox"/> No <input type="checkbox"/></p>	<p>21. (If in 19, skip to 21A.) Did ... have a job or business from which he/she was temporarily absent or on layoff LAST WEEK?</p> <p>Yes <input checked="" type="checkbox"/> No <input type="checkbox"/> (Go to 22)</p> <p>21A. Why was ... absent from work LAST WEEK?</p> <p>Own illness ... <input type="checkbox"/> On vacation ... <input checked="" type="checkbox"/> Bad weather ... <input checked="" type="checkbox"/> Labor dispute ... <input type="checkbox"/> New job to begin within 30 days (Skip to 22B and 22C2) <input type="checkbox"/> Temporary layoff (Under 30 days) <input type="checkbox"/> Indefinite layoff (30 days or more or no def. recall date) (Skip to 22C3) <input type="checkbox"/> Other (Specify) ... <input type="checkbox"/></p> <p>21B. Is ... receiving wages or salary from his/her employer for any of the time off LAST WEEK?</p> <p>Yes <input type="checkbox"/> No <input checked="" type="checkbox"/></p> <p>21C. Does ... usually work 35 hours or more a week at this job?</p> <p>Yes <input type="checkbox"/> No <input checked="" type="checkbox"/> (Skip to 23 and enter job held last week)</p>	<p>22. (If LK in 19, skip to 22A.) Has ... been looking for work during the past 4 weeks?</p> <p>Yes <input checked="" type="checkbox"/> No <input type="checkbox"/> (Go to 24)</p> <p>22A. What has ... been doing in the last 4 weeks to find work? (Mark all methods used; do not read list.)</p> <p>Checked pub. employ. agency with - pvt. employ. agency <input type="checkbox"/> employer directly <input type="checkbox"/> friends or relatives <input type="checkbox"/> Placed or answered ads. <input type="checkbox"/> Nothing (Skip to 24) <input type="checkbox"/> Other (Specify in notes, e.g., JTPA, union or prof. register, etc.) <input type="checkbox"/></p> <p>22B. At the time ... started looking for work, was it because he/she lost or quit a job or was there some other reason?</p> <p>Lost job <input type="checkbox"/> Quit job <input type="checkbox"/> Left school <input type="checkbox"/> Wanted temporary work <input type="checkbox"/> Change in home or family responsibilities <input type="checkbox"/> Left military service <input type="checkbox"/> Other (Specify in notes) <input type="checkbox"/></p> <p>22C. 1) How many weeks has ... been looking for work? <input checked="" type="checkbox"/></p> <p>2) How many weeks ago did ... start looking for work? <input type="checkbox"/></p> <p>3) How many weeks ago was ... laid off? <input type="checkbox"/></p> <p>22D. Has ... been looking for full-time or part-time work?</p> <p>Full <input type="checkbox"/> Part <input checked="" type="checkbox"/></p> <p>22E. Could ... have taken a job LAST WEEK if one had been offered?</p> <p>Yes <input type="checkbox"/> No <input checked="" type="checkbox"/> Why not?</p> <p>Already has a job <input type="checkbox"/> Temporary illness <input type="checkbox"/> Going to school <input type="checkbox"/> Other (Specify in notes) <input type="checkbox"/></p> <p>22F. When did ... last work at a full-time job or business lasting 2 consecutive weeks or more? Within last 12 months (Specify) (Month) <input type="checkbox"/></p> <p>One to five years ago <input type="checkbox"/> More than 5 years ago <input type="checkbox"/> Never worked full-time 2 wks. or more <input type="checkbox"/> Never worked at all <input checked="" type="checkbox"/> (SKIP to 23. If layoff entered in 21A, enter job, either full or part time, from which laid off. Else enter last full time job lasting 2 weeks or more, or "never worked.")</p>	<p>24. CHECK ITEM (Rotation number)</p> <p>First digit of SEGMENT number is: 2, 3, 4, 6, 7 or 8 (Skip to 26) 1 or 5 (Go to 24A)</p> <p>24A. When did ... last work for pay at a regular job or business, either full- or part-time?</p> <p>Within past 12 months <input checked="" type="checkbox"/> 1 up to 2 years ago <input type="checkbox"/> 2 up to 3 years ago <input type="checkbox"/> (Go to 24B) 3 up to 4 years ago <input type="checkbox"/> 4 up to 5 years ago <input type="checkbox"/> 5 or more years ago <input type="checkbox"/> (Skip to 24C) Never worked <input type="checkbox"/></p> <p>24B. Why did ... leave that job?</p> <p>Personal, family (Incl. pregnancy) or school <input type="checkbox"/> Health <input type="checkbox"/> Retirement or old age <input type="checkbox"/> Seasonal job completed <input type="checkbox"/> Slack work or business conditions <input type="checkbox"/> Temporary nonseasonal job completed <input type="checkbox"/> Unsatisfactory work arrangements (Hours, pay, etc.) <input type="checkbox"/> Other <input type="checkbox"/></p> <p>24C. Does ... want a regular job now, either full- or part-time?</p> <p>Yes <input checked="" type="checkbox"/> Maybe - it depends (Go to 24D) (Specify in notes) No <input type="checkbox"/> Don't know (Skip to 24E)</p> <p>24D. What are the reasons ... is not looking for work? (Mark each reason mentioned)</p> <p>Believes no work available in line of work or area <input type="checkbox"/> Couldn't find any work <input type="checkbox"/> Lacks nec. schooling, training, skills or experience <input type="checkbox"/> Employers think too young or too old <input type="checkbox"/> Other pers. handicap in finding job <input type="checkbox"/> Can't arrange child care <input type="checkbox"/> Family responsibilities <input type="checkbox"/> In school or other training <input type="checkbox"/> Ill health, physical disability <input type="checkbox"/> Other (Specify in notes) <input type="checkbox"/> Don't know <input type="checkbox"/></p> <p>24E. Does ... intend to look for work of any kind in the next 12 months?</p> <p>Yes <input checked="" type="checkbox"/> It depends (Specify in notes) <input type="checkbox"/> No <input type="checkbox"/> Don't know (If entry in 24B, describe job in 23, otherwise, skip to 26)</p>	<p>25. CHECK ITEM (Rotation number)</p> <p>First digit of SEGMENT number is: 2, 3, 4, 6, 7 or 8 (Skip to 26) 1 or 5 (Go to 25A)</p> <p>25A. How many hours per week does ... USUALLY work at this job?</p> <p>25B. Is ... paid by the hour on this job?</p> <p>Yes <input type="checkbox"/> No <input checked="" type="checkbox"/> (Go to 25C)</p> <p>25C. How much does ... earn per hour?</p> <p>Dollars <input type="text"/> Cents <input type="text"/></p> <p>25D. How much does ... USUALLY earn per week at this job BEFORE deductions? Include any overtime pay, commissions, or tips usually received.</p> <p>\$ <input type="text"/> REF</p> <p>25E. On this job, is ... a member of a labor union or of an employee association similar to a union?</p> <p>Yes <input type="checkbox"/> No <input checked="" type="checkbox"/> (Skip to 26)</p> <p>25F. On this job, is ... covered by a union or employee association contract?</p> <p>Yes <input type="checkbox"/> No <input checked="" type="checkbox"/> (Go to 26)</p>
<p>20C. Does ... USUALLY work 35 hours or more a week at this job?</p> <p>Yes <input type="checkbox"/> No <input checked="" type="checkbox"/> (Mark the appropriate reason)</p> <p>Slack work <input type="checkbox"/> Material shortage <input type="checkbox"/> Plant or machine repair <input type="checkbox"/> New job started during week <input type="checkbox"/> Job terminated during week <input type="checkbox"/> Could find only part-time work <input type="checkbox"/> Holiday (Legal or religious) <input type="checkbox"/> Labor dispute <input type="checkbox"/> Bad weather <input type="checkbox"/> Own illness <input type="checkbox"/> On vacation <input type="checkbox"/> Too busy with housework, school, personal bus., etc. <input type="checkbox"/> Did not want full-time work <input type="checkbox"/> Full-time work week under 35 hours <input type="checkbox"/> Other reason (Specify) <input type="checkbox"/></p> <p>(Skip to 23 and enter job worked at last week)</p>					
<p>23. DESCRIPTION OF JOB OR BUSINESS</p> <p>23A. For whom did ... work? (Name of company, business, organization or other employer.)</p> <p>23B. What kind of business or industry is this? (For example: TV and radio mtg., retail shoe store, State Labor Dept.)</p> <p>23C. What kind of work was ... doing? (For example: electrical engineer, stock clerk, typist, farmer.)</p> <p>23D. What were ...'s most important activities or duties at this job? (For example: types, keeps account books, files, sells cars, operates printing press, finishes concrete.)</p>					
<p>23E. Was this person</p> <p>An employee of a PRIVATE Co, bus., or individual for wages, salary or comm. P <input type="checkbox"/></p> <p>A FEDERAL government employee F <input type="checkbox"/> (Go to 23F)</p> <p>A STATE government employee S <input type="checkbox"/></p> <p>A LOCAL government employee L <input type="checkbox"/></p> <p>Self-empl. in OWN bus., prof. practice or farm <input checked="" type="checkbox"/></p> <p>Is the business incorporated? Yes <input type="checkbox"/> No SE <input type="checkbox"/> (Skip to 26)</p> <p>Working WITHOUT PAY in fam. bus. or farm WP <input type="checkbox"/></p> <p>NEVER WORKED NEV <input type="checkbox"/></p>					
<p>23F. CHECK ITEM</p> <p>Entry (or NA) in item 20A (Go to 25 at top of page)</p> <p>Entry (or NA) in item 21B</p> <p>All other cases (Skip to 26)</p>					

LINE NO.	18B. RELATIONSHIP TO REFERENCE PERSON	18C. PAR'S LINE NO.	18D. AGE	18E. MARITAL STATUS	18F. SPOUSE'S LINE NUMBER	18G1. SEX	18G2. VETERAN STATUS	18H. EDUCATIONAL ATTAINMENT	18I. RACE	18J. ORIGIN
	Ref. Person WITH rel. in H'hld. 01 <input type="radio"/>			Married—spouse present } (Fill 18F)		Male <input type="radio"/>			White <input type="checkbox"/>	
	Ref. person with NO rel. in H'hld. 02 <input type="radio"/>				Married—spouse absent } (Skip to 18G1)		Female <input checked="" type="radio"/>			Black <input type="checkbox"/>
	Husband 03 <input type="radio"/>			Widowed—Divorced—Separated } (Skip to 18G1)				Veteran <input checked="" type="checkbox"/>		Amer. Indian, Aleut, Eskimo <input type="checkbox"/>
	Wife 04 <input type="radio"/>				Never married <input type="radio"/>			Vietnam Era <input type="checkbox"/>		Asian or Pacific Isl. <input type="checkbox"/>
	Natural/Adopted Child 05 <input type="radio"/>							Korean War <input type="checkbox"/>		Other <input checked="" type="checkbox"/>
	Step Child 06 <input type="radio"/>						World War II <input type="checkbox"/>			
	Grandchild 07 <input type="radio"/>						World War I <input type="checkbox"/>			
	Parent 08 <input type="radio"/>						Other Service <input type="checkbox"/>			
	Brother/Sister 09 <input type="radio"/>						Nonveteran <input type="checkbox"/>			
	Other Rel. of Ref. Person 10 <input type="radio"/>									
	Foster Child 11 <input type="radio"/>									
	Non-rel. of Ref. Person WITH OWN rel. in H'hld. 12 <input type="radio"/>									
	Partner/Roommate 13 <input type="radio"/>	None								
	Non-rel. of Ref. Person (other than partner/roommate) with NO OWN rel. in H'hld. 14 <input type="radio"/>									

26. CHECK ITEM
(Transcribe from control card item 18)
This person is
16–24 years of age (Ask 26A)
All others (Skip to 26C)

26A. (If 'School' in 19, Verify) LAST WEEK was . . . attending or enrolled in a high school, college, or university?
(Mark "Yes" if currently on holiday or seasonal vacation. Mark "No" for summer vacation).
Yes (Verify) No (Skip to 26C)
High school (Ask 26B)
College or Univ.

26B. Is . . . enrolled in school as a full-time or part-time student?
Full time (Fill 26C)
Part time

26C. CHECK ITEM Who responded to the labor force items for this person?
 Self
Other } 7
Self/Other

33. INTERVIEWER CHECK ITEM
Entry in C.C. item 24 is
Code 4, Asian or Pacific Islander (Ask item 34)
All others Go to next person or item 33 on page 2

34. What is . . . 's specific Asian or Pacific Islander group?
Chinese
Filipino
Japanese
Asian Indian
Korean
Vietnamese
Laotian, Cambodian, Hmong
Other Asian (for example, Thai, Pakistani, Sri Lankan, Burmese)
Hawaiian
Other Pacific Islander (for example, Samoan, Guamanian, Tongan)
Go to next person or item 33 on page 2

18K. SOCIAL SECURITY NUMBER
(Transcribe from cc item 26a)
[]
None

REMINDER:
ASK THE L.F. ITEM FOR ALL H.H. MEMBERS BEFORE ASKING THE SUPPLEMENT.

<p>18. LINE NUMBER</p> <p>19. What was ... doing most of LAST WEEK --</p> <p>Working <input checked="" type="checkbox"/> Keeping house <input type="checkbox"/> Going to school or something else <input type="checkbox"/></p> <p>Working (Skip to 20A) ... WK With a job but not at work ... J Looking for work ... LK Keeping house ... H Going to school ... S Unable to work (Skip to 24) ... U Retired ... R Other (Specify) ... OT</p>	<p>20. Did ... do any work at all LAST WEEK, not counting work around the house? (Note: If farm or business operator in hh., ask about unpaid work.)</p> <p>Yes <input checked="" type="checkbox"/> No <input type="checkbox"/> (Go to 21)</p> <p>20A. How many hours did ... work LAST WEEK at all jobs?</p> <p>20B. CHECK ITEM</p> <p>49+ (Skip to item 23) 1-34 (Go to 20C) 35-48 (Go to 20D)</p> <p>20D. Did ... lose any time or take any time off LAST WEEK for any reason such as illness, holiday or slack work?</p> <p>Yes <input type="checkbox"/> No <input checked="" type="checkbox"/> (Skip to 23)</p>	<p>21. (If in 19, skip to 21A.) Did ... have a job or business from which he/she was temporarily absent or on layoff LAST WEEK?</p> <p>Yes <input type="checkbox"/> No <input checked="" type="checkbox"/> (Go to 22)</p> <p>21A. Why was ... absent from work LAST WEEK?</p> <p>Own illness <input type="checkbox"/> On vacation <input type="checkbox"/> Bad weather <input checked="" type="checkbox"/> Labor dispute <input type="checkbox"/> New job to begin within 30 days (Skip to 22B and 22C2) Temporary layoff (Under 30 days) Indefinite layoff (30 days or more or no def. recall date) (Skip to 22C3) Other (Specify) ...</p>	<p>22. (If LK in 19, Skip to 22A.) Has ... been looking for work during the past 4 weeks?</p> <p>Yes <input checked="" type="checkbox"/> No <input type="checkbox"/> (Go to 24)</p> <p>22A. What has ... been doing in the last 4 weeks to find work? (Mark all methods used; do not read list.)</p> <p>Checked pub. emp. agency with - dvt. emp. agency employer directly friends or relatives Placed or answered ads. Nothing (Skip to 24) Other (Specify in notes, e.g., TPA, union or prof. register, etc.)</p> <p>22B. At the time ... started looking for work, was it because he/she lost or quit a job or was there some other reason?</p> <ul style="list-style-type: none"> Lost job Quit job Left school Wanted temporary work Change in home or family responsibilities Left military service Other (Specify in notes) 	<p>24. CHECK ITEM (Rotation number)</p> <p>First digit of SEGMENT number is: 2, 3, 4, 6, 7 or 8 (Skip to 26) or 1 or 5 (Go to 24A)</p> <p>24A. When did ... last work for pay at a regular job or business, either full- or part-time?</p> <p>Within past 12 months <input checked="" type="checkbox"/> 1 up to 2 years ago ... 2 up to 3 years ago ... (Go to 24B) 3 up to 4 years ago ... 4 up to 5 years ago ... 5 or more years ago ... (Skip to 24C) Never worked ...</p> <p>24B. Why did ... leave that job?</p> <p>Personal, family (Incl. pregnancy) or school ... Health ... Retirement or old age ... Seasonal job completed ... Slack work or business conditions ... Temporary nonseasonal job completed ... Unsatisfactory work arrangements (Hours, pay, etc.) ... Other ...</p> <p>24C. Does ... want a regular job now, either full- or part-time?</p> <p>Yes <input checked="" type="checkbox"/> (Go to 24D) Maybe - it depends (Specify in notes) No <input type="checkbox"/> (Skip to 24E) Don't know</p>	<p>25. CHECK ITEM (Rotation number)</p> <p>First digit of SEGMENT number is: 2, 3, 4, 6, 7 or 8 (Skip to 26) or 1 or 5 (Go to 25A)</p> <p>25A. How many hours per week does ... USUALLY work at this job?</p> <p>25B. Is ... paid by the hour on this job?</p> <p>Yes <input type="checkbox"/> (Go to 25C) No <input checked="" type="checkbox"/> (Skip to 25D)</p> <p>25C. How much Dollars Cents does ... earn per hour?</p> <p>\$ <input type="text"/> <input type="text"/></p> <p>(Ask 25D) REF</p> <p>25D. How much does ... USUALLY earn per week at this job BEFORE deductions? Include any overtime pay, commissions, or tips usually received.</p> <p>\$ <input type="text"/> REF</p> <p>25E. On this job, is ... a member of a labor union or of an employee association similar to a union?</p> <p>Yes <input type="checkbox"/> (Skip to 26) No <input checked="" type="checkbox"/> (Ask 25F)</p> <p>25F. On this job, is ... covered by a union or employee association contract?</p> <p>Yes <input type="checkbox"/> (Go to 26) No <input checked="" type="checkbox"/></p>
<p>20C. Does ... USUALLY work 35 hours or more a week at this job?</p> <p>Yes <input type="checkbox"/> What is the reason ... worked less than 35 hours LAST WEEK? No <input checked="" type="checkbox"/> What is the reason ... USUALLY works less than 35 hours a week? (Mark the appropriate reason)</p> <p>Slack work Material shortage Plant or machine repair New job started during week Job terminated during week Could find only part-time work Holiday (Legal or religious) Labor dispute Bad weather Own illness On vacation Too busy with housework, school, personal bus., etc. Did not want full-time work Full-time work week under 35 hours Other reason (Specify)</p> <p>(Skip to 23 and enter job worked at last week)</p>	<p>20E. Did ... work any overtime or at more than one job LAST WEEK?</p> <p>Yes <input type="checkbox"/> No <input checked="" type="checkbox"/> (Skip to 23)</p> <p>(Correct 20A if lost time not already deducted; if 20A reduced below 35, correct 20B and fill 20C)</p> <p>(Correct 20A and 20B as necessary if extra hours not already included and skip to 23.)</p>	<p>21B. Is ... receiving wages or salary from his/her employer for any of the time off LAST WEEK?</p> <p>Yes <input type="checkbox"/> No <input checked="" type="checkbox"/></p> <p>21C. Does ... usually work 35 hours or more a week at this job?</p> <p>Yes <input type="checkbox"/> No <input checked="" type="checkbox"/> (Skip to 23 and enter job held last week)</p>	<p>22C. 1) How many weeks has ... been looking for work?</p> <p>2) How many weeks ago did ... start looking for work?</p> <p>3) How many weeks ago was ... laid off?</p> <p>22D. Has ... been looking for full-time or part-time work?</p> <p>Full <input type="checkbox"/> Part <input checked="" type="checkbox"/></p> <p>22E. Could ... have taken a job LAST WEEK if one had been offered?</p> <p>Yes <input type="checkbox"/> No <input checked="" type="checkbox"/> Why not?</p> <p>Already has a job Temporary illness Going to school Other (Specify in notes)</p> <p>22F. When did ... last work at a full-time job or business lasting 2 consecutive weeks or more? Within last 12 months (Specify) (Month) _____</p> <p>One to five years ago More than 5 years ago Never worked full-time 2 wks. or more Never worked at all (SKIP TO 23. If layoff entered in 21A, enter job, either full or part time, from which laid off. Else enter last full time job lasting 2 weeks or more, or "never worked.")</p>	<p>24D. What are the reasons ... is not looking for work? (Mark each reason mentioned)</p> <ul style="list-style-type: none"> Believes no work available in line of work or area Couldn't find any work Lacks nec. schooling, training, skills or experience Employers think too young or too old Other pers. handicap in finding job Can't arrange child care Family responsibilities In school or other training Ill health, physical disability Other (Specify in notes) Don't know <p>24E. Does ... intend to look for work of any kind in the next 12 months?</p> <p>Yes <input checked="" type="checkbox"/> It depends (Specify in notes) No <input type="checkbox"/> Don't know <input type="checkbox"/> (If entry in 24B, describe job in 23, otherwise, skip to 26)</p>	<p>25D. How much does ... USUALLY earn per week at this job BEFORE deductions? Include any overtime pay, commissions, or tips usually received.</p> <p>\$ <input type="text"/> REF</p> <p>25E. On this job, is ... a member of a labor union or of an employee association similar to a union?</p> <p>Yes <input type="checkbox"/> (Skip to 26) No <input checked="" type="checkbox"/> (Ask 25F)</p> <p>25F. On this job, is ... covered by a union or employee association contract?</p> <p>Yes <input type="checkbox"/> (Go to 26) No <input checked="" type="checkbox"/></p>
<p>23. DESCRIPTION OF JOB OR BUSINESS</p>					
<p>23A. For whom did ... work? (Name of company, business, organization or other employer.)</p> <p>23B. What kind of business or industry is this? (For example: TV and radio mig., retail shoe store, State Labor Dept.)</p> <p>23C. What kind of work was ... doing? (For example: electrical engineer, stock clerk, typist, farmer.)</p> <p>23D. What were ...'s most important activities or duties at this job? (For example: types, keeps account books, files, sells cars, operates printing press, finishes concrete.)</p>	<p>23E. Was this person</p> <p>An employee of a PRIVATE Co., bus., or individual for wages, salary or comm. ... P</p> <p>A FEDERAL government employee ... F (Go to 23F)</p> <p>A STATE government employee ... S</p> <p>A LOCAL government employee ... L</p> <p>Self-empl. in OWN bus., prof. practice, or farm</p> <p>Is the business incorporated? Yes <input type="checkbox"/> No <input checked="" type="checkbox"/> SE</p> <p>Working WITHOUT PAY in fam. bus. or farm ... WP</p> <p>NEVER WORKED ... NEV (Skip to 26)</p>			<p>23F. CHECK ITEM</p> <p>Entry (or NA) in item 20A (Go to 25 at top of page)</p> <p>Entry (or NA) in item 21B</p> <p>All other cases (Skip to 26)</p>	

LINE NO. 0 1 2 3 4 5 6 7 8 9 10 11 12 13 14	18B. RELATIONSHIP TO REFERENCE PERSON	18C. PAR'S LINE NO.	18D. AGE	18E. MARITAL STATUS	18F. SPOUSE'S LINE NUMBER	18G1. SEX	18G2. VETERAN STATUS	18H. EDUCATIONAL ATTAINMENT	18I. RACE	18J. ORIGIN
	Ref. Person WITH rel. in H'hld. 01			Married—spouse present	} (Fill 18F)	Male	Veteran		White	
	Ref. person with NO rel. in H'hld. 02			Married—spouse absent (Exclude separated)		} (Skip to 18G1)			Female	
	Husband 03			Widowed			Vietnam Era		Amer. Indian, Aleut, Eskimo	
	Wife 04			Divorced		Korean War	Asian or Pacific Isl.			
	Natural/Adopted Child 05			Separated		World War II	Other			
	Step Child 06			Never married		World War I				
	Grandchild 07					Other Service				
	Parent 08					Nonveteran				
	Brother/Sister 09									
	Other Rel. of Ref. Person 10									
	Foster Child 11									
	Non-rel. of Ref. Person WITH OWN rel. in H'hld. 12									
	Partner/Roommate 13	None								
Non-rel. of Ref. Person (other than partner/roommate) with NO OWN rel. in H'hld. 14										

26. CHECK ITEM
(Transcribe from control card item 18)
This person is 16–24 years of age (Ask 26A)
All others (Skip to 26C)

26A. (If 'School' in 19, Verify) LAST WEEK was ... attending or enrolled in a high school, college, or university?
(Mark "Yes" if currently on holiday or seasonal vacation. Mark "No" for summer vacation).
Yes (Verify) No (Skip to 26C)
High school (Ask 26B)
College or Univ.

26B. Is ... enrolled in school as a full-time or part-time student?
Full time (Fill 26C)
Part time

26C. CHECK ITEM Who responded to the labor force items for this person?
 Self
 Other
Self/Other 7

33. INTERVIEWER CHECK ITEM
Entry in C.C. item 24 is
Code 4, Asian or Pacific Islander (Ask item 34)
All others Go to next person or item 33 on page 2

34. What is ...'s specific Asian or Pacific Islander group?
Chinese
Filipino
Japanese
Asian Indian
Korean
Vietnamese
Laotian, Cambodian, Hmong
Other Asian (for example, Thai, Pakistani, Sri Lankan, Burmese)
Hawaiian
Other Pacific Islander (for example, Samoan, Guamanian, Tongan)
Go to next person or item 33 on page 2

18K. SOCIAL SECURITY NUMBER
(Transcribe from cc item 26a)

None

REMEMBER:
ASK THE L.F. ITEM FOR ALL H.H. MEMBERS BEFORE ASKING THE SUPPLEMENT.

18. LINE NUMBER 19. What was ... doing most of LAST WEEK - Working <input checked="" type="checkbox"/> Working Keeping house <input type="checkbox"/> Going to school <input type="checkbox"/> or something else? <input type="checkbox"/> Working (Skip to 20A) ... WK With a job but not at work ... J Looking for work ... LK Keeping house ... H Going to school ... S Unable to work (Skip to 24) ... U Retired ... R Other (Specify) ... OT	20. Did ... do any work at all LAST WEEK, not counting work around the house? <i>(Note: If farm or business operator in hh., ask about unpaid work.)</i> Yes <input checked="" type="checkbox"/> No <input type="checkbox"/> (Go to 21) 20A. How many hours did ... work LAST WEEK at all jobs? 49+ (Skip to item 23) 1-34 (Go to 20C) 35-48 (Go to 20D) 20B. CHECK ITEM 49+ (Skip to item 23) 1-34 (Go to 20C) 35-48 (Go to 20D) 20C. Does ... USUALLY work 35 hours or more a week at this job? Yes <input checked="" type="checkbox"/> What is the reason worked less than 35 hours LAST WEEK? No <input type="checkbox"/> What is the reason USUALLY works less than 35 hours a week? <i>(Mark the appropriate reason)</i> Sack work Material shortage Part of machine repair New job started during week Job terminated during week Could find only part-time work Holiday (Legal or religious) Labor dispute Bad weather Own illness On vacation Too busy with housework, school, personal bus., etc. Did not want full-time work Full-time work week under 35 hours Other reason (Specify) <i>(Skip to 23 and enter job worked at last week)</i>	21. (If in 19, skip to 21A.) Did ... have a job or business from which he/she was temporarily absent or on layoff LAST WEEK? Yes <input checked="" type="checkbox"/> No <input type="checkbox"/> (Go to 22) 21A. Why was ... absent from work LAST WEEK? Own illness <input checked="" type="checkbox"/> On vacation <input type="checkbox"/> Bad weather <input type="checkbox"/> Labor dispute <input type="checkbox"/> New job to begin within 30 days (Skip to 22B and 22C2) Temporary layoff (Under 30 days) Indefinite layoff (30 days or more or no def. recall date) (Skip to 22C3) Other (Specify)	22. (If LK in 19, Skip to 22A.) Has ... been looking for work during the past 4 weeks? Yes <input checked="" type="checkbox"/> No <input type="checkbox"/> (Go to 24) 22A. What has ... been doing in the last 4 weeks to find work? (Mark all methods used; do not read list.) Checked pub. employ. agency pvt. employ. agency employer directly friends or relatives Placed or answered ads Nothing (Skip to 24) Other (Specify in notes, e.g., JTPA, union or prof. register, etc.) 22B. At the time ... started looking for work, was it because he/she lost or quit a job or was there some other reason? • Lost job • Quit job • Left school • Wanted temporary work • Change in home or family responsibilities • Left military service • Other (Specify in notes) 22C. 1) How many weeks has ... been looking for work? 2) How many weeks ago did ... start looking for work? 3) How many weeks ago was ... laid off? 22D. Has ... been looking for full-time or part-time work? Full <input checked="" type="checkbox"/> Part <input type="checkbox"/> 22E. Could ... have taken a job LAST WEEK if one had been offered? Yes <input checked="" type="checkbox"/> No <input type="checkbox"/> Why not? Already has a job Temporary illness Going to school Other (Specify in notes) 22F. When did ... last work at a full-time job or business lasting 2 consecutive weeks or more? Within last 12 months (Specify) (Month) _____ One to five years ago More than 5 years ago Never worked full-time 2 wks. or more Never worked at all <i>(SKIP to 23, if layoff entered in 21A, enter job, either full or part time, from which laid off. Else enter last full time job lasting 2 weeks or more, or "never worked.")</i>	24. CHECK ITEM <i>(Rotation number)</i> First digit of SEGMENT number is: 2, 3, 4, 6, 7 or 8 (Skip to 26) 1 or 5 (Go to 24A) 24A. When did ... last work for pay at a regular job or business, either full- or part-time? Within past 12 months <input checked="" type="checkbox"/> 1 up to 2 years ago 2 up to 3 years ago (Go to 24B) 3 up to 4 years ago 4 up to 5 years ago 5 or more years ago (Skip to 24C) Never worked 24B. Why did ... leave that job? Personal family (incl. pregnancy) or school health Retirement or old age Seasonal job completed Slack work or business conditions Temporary (seasonal) job completed Unsatisfactory work arrangements (Hours, pay, etc.) Other 24C. Does ... want a regular job now, either full- or part-time? Yes <input checked="" type="checkbox"/> (Go to 24D) Maybe - it depends (Specify in notes) No <input type="checkbox"/> (Skip to 24E) Don't know 24D. What are the reasons ... is not looking for work? (Mark each reason mentioned) • Believes no work available in line of work or area • Cautioning any work • Lacks nec. schooling (training, skills or experience) • Employers think too young or too old • Other pers. handicap in finding job • Can't arrange child care • Family responsibilities • In school or other training • Ill health, physical disability • Other (Specify in notes) • Don't know 24E. Does ... intend to look for work of any kind in the next 12 months? Yes <input checked="" type="checkbox"/> It depends (Specify in notes) No <input type="checkbox"/> Don't know (If entry in 24B, describe job in 23, otherwise skip to 26)	25. CHECK ITEM <i>(Rotation number)</i> First digit of SEGMENT number is: 2, 3, 4, 6, 7 or 8 (Skip to 26) 1 or 5 (Go to 25A) 25A. How many hours per week does ... USUALLY work at this job? 25B. Is ... paid by the hour on this job? Yes <input type="checkbox"/> (Go to 25C) No <input checked="" type="checkbox"/> (Skip to 25D) 25C. How much does ... earn per hour? Dollars _____ Cents _____ REF 25D. How much does ... USUALLY earn per week at this job BEFORE deductions? Include any overtime pay, commissions, or tips usually received. \$ _____ REF 25E. On this job, is ... a member of a labor union or of an employee association similar to a union? Yes <input type="checkbox"/> (Skip to 26) No <input checked="" type="checkbox"/> (Ask 25F) 25F. On this job, is ... covered by a union or employee association contract? Yes <input type="checkbox"/> (Go to 26) No <input checked="" type="checkbox"/>						
23. DESCRIPTION OF JOB OR BUSINESS 23A. For whom did ... work? (Name of company, business, organization or other employer.) 23B. What kind of business or industry is this? (For example: TV and radio mfg., retail shoe store, State Labor Dept.) 23C. What kind of work was ... doing? (For example: electrical engineer, stock clerk, typist, farmer.) 23D. What were ...'s most important activities or duties at this job? (For example: types, keeps account books, files, sells cars, operates printing press, finishes concrete.)						23E. Was this person An employee of a PRIVATE Co., bus., or individual for wages, salary or comm. ... P A FEDERAL government employee ... F <input checked="" type="checkbox"/> (Go to 23F) A STATE government employee ... S A LOCAL government employee ... L Self-empl. in OWN bus., prof. practice, or farm <input checked="" type="checkbox"/> is the business incorporated? Yes <input type="checkbox"/> No <input checked="" type="checkbox"/> SE Working WITHOUT PAY in fam. bus. or farm ... WP NEVER WORKED ... NEV	23F. CHECK ITEM Entry (or NA) in item 20A <input checked="" type="checkbox"/> (Go to 25 at top of page) Entry (or NA) in item 21B <input type="checkbox"/> All other cases <input type="checkbox"/> (Skip to 26)				
INDUSTRY OFFICE UNEMPLOYED ONLY Ref. <input type="checkbox"/> Unc. <input type="checkbox"/>						OCCUPATION Ref. <input type="checkbox"/> Unc. <input type="checkbox"/>					

LINE NO.	18B. RELATIONSHIP TO REFERENCE PERSON		18C. PAR'S LINE NO.	18D. AGE	18E. MARITAL STATUS	18F. SPOUSE'S LINE NUMBER	18G1. SEX	18G2. VETERAN STATUS	18H. EDUCATIONAL ATTAINMENT	18I. RACE	18J. ORIGIN						
	01	Ref. Person WITH rel. in H'hld.										01	Married—spouse present	01	Male	01	White
	02	Ref. person with NO rel. in H'hld.										02	Married—spouse absent (Exclude separated)	02	Female	02	Black
	03	Husband										03		Widowed		03	03
	04	Wife										04	Divorced		04	04	Asian or Pacific Isl.
	05	Natural/Adopted Child										05		Separated	05	05	Other
	06	Step Child										06	Never married		06	06	
	07	Grandchild										07		07	07	07	
	08	Parent										08	08	08	08		
	09	Brother/Sister										09	09	09	09		
	10	Other Rel. of Ref. Person										10	10	10	10		
	11	Foster Child										11	11	11	11		
	12	Non-rel. of Ref. Person WITH OWN rel. in H'hld.										12	12	12	12		
	13	Partner/Roommate										13	13	13	13		
14	Non-rel. of Ref. Person (other than partner/roommate) with NO OWN rel. in H'hld.	14	14	14	14												

26. CHECK ITEM
(Transcribe from control card item 18)
This person is
16–24 years of age (Ask 26A)
All others (Skip to 26C)

26A. (If 'School' in 19, Verify) LAST WEEK
was ... attending or enrolled in a high school, college, or university?
(Mark "Yes" if currently on holiday or seasonal vacation. Mark "No" for summer vacation).
Yes (Verify) No (Skip to 26C)
High school (Ask 26B)
College or Univ.

26B. Is ... enrolled in school as a full-time or part-time student?
Full time (Fill 26C)
Part time

26C. CHECK ITEM Who responded to the labor force items for this person?
 Self
 Other
Self/Other

33. INTERVIEWER CHECK ITEM
Entry in C.C. item 24 is
Code 4, Asian or Pacific Islander (Ask item 34)
All others Go to next person or item 33 on page 2

34. What is ...'s specific Asian or Pacific Islander group?
Chinese
Filipino
Japanese
Asian Indian
Korean
Vietnamese
Laotian, Cambodian, Hmong
Other Asian (for example, Thai, Pakistani, Sri Lankan, Burmese)
Hawaiian
Other Pacific Islander (for example, Samoan, Guamanian, Tongan)
Go to next person or item 33 on page 2

18K. SOCIAL SECURITY NUMBER
(Transcribe from cc item 26a)
- - - - -
None

REMINDER:
ASK THE L.F. ITEM FOR ALL H.H. MEMBERS BEFORE ASKING THE SUPPLEMENT.

<p>18. LINE NUMBER</p> <p>19. What was ... doing most of LAST WEEK -</p> <p>Working <input checked="" type="checkbox"/> Keeping house <input type="checkbox"/> Going to school or something else <input type="checkbox"/></p> <p>Working (Skip to 20A) ... WK With a job but not at work ... J Looking for work ... LK Keeping house ... H Going to school ... S Unable to work (Skip to 24) ... U Retired ... R Other (Specify) ... OT</p>	<p>20. Did ... do any work at all LAST WEEK, not counting work around the house? (Note: If farm or business operator in hh., ask about unpaid work.)</p> <p>Yes <input checked="" type="checkbox"/> No <input type="checkbox"/> (Go to 21)</p> <p>20A. How many hours did ... work LAST WEEK</p> <p>20B. CHECK ITEM</p> <p>49* (Skip to item 23) 1-34 (Go to 20C) 35-48 (Go to 20D)</p> <p>20D. Did ... lose any time or take any time off LAST WEEK for any reason such as illness, holiday or slack work?</p> <p>Yes <input checked="" type="checkbox"/> How many hours did ... take off? _____</p> <p>(Correct 20A if lost time not already deducted; if 20A reduced below 35, correct 20B and fill 20C)</p> <p>No <input type="checkbox"/> 7</p> <p>20E. Did ... work any overtime or at more than one job LAST WEEK?</p> <p>Yes <input checked="" type="checkbox"/> How many extra hours did ... work? _____</p> <p>(Correct 20A and 20B as necessary if extra hours not already included and skip to 23.)</p> <p>No <input type="checkbox"/> (Skip to 23)</p>	<p>21. (If in 19, skip to 21A.) Did ... have a job or business from which he/she was temporarily absent or on layoff LAST WEEK?</p> <p>Yes <input type="checkbox"/> No <input type="checkbox"/> (Go to 22)</p> <p>21A. Why was ... absent from work LAST WEEK?</p> <p>Own illness. <input type="checkbox"/> On vacation. <input type="checkbox"/> Bad weather. <input checked="" type="checkbox"/> Labor dispute. <input type="checkbox"/> New job to begin within 30 days (Skip to 22B and 22C2) Temporary layoff (Under 30 days) Indefinite layoff (30 days or more or no def. recall date) (Skip to 22C3) Other (Specify) _____</p> <p>21B. Is ... receiving wages or salary from his/her employer for any of the time off LAST WEEK?</p> <p>Yes <input type="checkbox"/> No <input type="checkbox"/></p> <p>21C. Does ... usually work 35 hours or more a week at this job?</p> <p>Yes <input type="checkbox"/> No <input checked="" type="checkbox"/> (Skip to 23 and enter job held last week)</p>	<p>22. (If LK in 19, Skip to 22A.) Has ... been looking for work during the past 4 weeks?</p> <p>Yes <input checked="" type="checkbox"/> No <input type="checkbox"/> (Go to 24)</p> <p>22A. What has ... been doing in the last 4 weeks to find work? (Mark all methods used; do not read list.)</p> <p>Checked pub. employ. agency with - pvt. employ. agency employer directly friends or relatives Placed or answered ads. _____ Nothing (Skip to 24) _____ Other (Specify in notes, e.g. JTPA, union or prof. register, etc.) _____</p> <p>22B. At the time ... started looking for work, was it because he/she lost or quit a job or was there some other reason?</p> <ul style="list-style-type: none"> • Last job • Quit job • Left school • Wanted temporary work • Change in home or family responsibilities • Left military service • Other (Specify in notes) <p>22C. 1) How many weeks has ... been looking for work? <input checked="" type="checkbox"/> _____ 2) How many weeks ago did ... start looking for work? _____ 3) How many weeks ago was ... laid off? _____</p> <p>22D. Has ... been looking for full-time or part-time work?</p> <p>Full <input checked="" type="checkbox"/> Part <input type="checkbox"/></p> <p>22E. Could ... have taken a job LAST WEEK if one had been offered?</p> <p>Yes <input type="checkbox"/> No <input type="checkbox"/> Why not? _____</p> <p>Already has a job. _____ Temporary illness. _____ Going to school. _____ Other (Specify in notes) _____</p> <p>22F. When did ... last work at a full-time job or business lasting 2 consecutive weeks or more?</p> <p>Within last 12 months (Specify) _____ (Month) _____ One to five years ago _____ More than 5 years ago _____ Never worked full-time 2 wks. or more. _____ Never worked at all. _____ (SKIP TO 23. If layoff entered in 21A, enter job, either full or part time, from which laid off. Else enter last full time job lasting 2 weeks or more, or "never worked.")</p>	<p>24. CHECK ITEM (Rotation number)</p> <p>First digit of SEGMENT number is: 2, 3, 4, 6, 7 or 8 (Skip to 26) or 1 or 5 (Go to 24A)</p> <p>24A. When did ... last work for pay at a regular job or business, either full- or part-time?</p> <p>Within past 12 months <input checked="" type="checkbox"/> 1 up to 2 years ago <input type="checkbox"/> 2 up to 3 years ago <input type="checkbox"/> 3 up to 4 years ago <input type="checkbox"/> 4 up to 5 years ago <input type="checkbox"/> 5 or more years ago <input type="checkbox"/> (Skip to 24C) Never worked. <input type="checkbox"/> (Skip to 24C)</p> <p>24B. Why did ... leave that job?</p> <p>Personal, family (Incl. pregnancy) or school. <input type="checkbox"/> Health. <input type="checkbox"/> Retirement or old age. <input type="checkbox"/> Seasonal job completed. <input type="checkbox"/> Slack work or business conditions. <input type="checkbox"/> Temporary nonseasonal job completed. <input type="checkbox"/> Unsatisfactory work arrangements (Hours, pay, etc.) <input type="checkbox"/> Other. <input type="checkbox"/></p> <p>24C. Does ... want a regular job now, either full- or part-time?</p> <p>Yes <input type="checkbox"/> (Go to 24D) Maybe - it depends (Specify in notes) _____ No <input checked="" type="checkbox"/> (Skip to 24E) Don't know _____</p> <p>24D. What are the reasons ... is not looking for work? (Mark each reason mentioned)</p> <ul style="list-style-type: none"> • Believes no work available in line of work or area • Couldn't find any work • Lacks nec. schooling, training, skills or experience • Employers think too young or too old • Other pers. handicap in finding job • Can't arrange child care • Family responsibilities • In school or other training • Ill health, physical disability • Other (Specify in notes) • Don't know <p>24E. Does ... intend to look for work of any kind in the next 12 months?</p> <p>Yes <input type="checkbox"/> It depends (Specify in notes) _____ No <input type="checkbox"/> Don't know _____ (If entry in 24B, describe job in 23, otherwise, skip to 26)</p>	<p>25. CHECK ITEM (Rotation number)</p> <p>First digit of SEGMENT number is: 2, 3, 4, 6, 7 or 8 (Skip to 26) or 1 or 5 (Go to 25A)</p> <p>25A. How many hours per week does ... USUALLY work at this job?</p> <p>25B. Is ... paid by the hour on this job?</p> <p>Yes <input type="checkbox"/> (Go to 25C) No <input type="checkbox"/> (Skip to 25D)</p> <p>25C. How much Dollars Cents does ... earn per hour?</p> <p>\$ _____ € _____</p> <p>(Ask 25D) REF</p> <p>25D. How much does ... USUALLY earn per week at this job BEFORE deductions? Include any overtime pay, commissions, or tips usually received.</p> <p>\$ _____ REF</p> <p>25E. On this job, is ... a member of a labor union or of an employee association similar to a union?</p> <p>Yes <input type="checkbox"/> (Skip to 26) No <input type="checkbox"/> (Ask 25F)</p> <p>25F. On this job, is ... covered by a union or employee association contract?</p> <p>Yes <input type="checkbox"/> (Go to 26) No <input type="checkbox"/></p>
<p>23. DESCRIPTION OF JOB OR BUSINESS</p>					
<p>23A. For whom did ... work? (Name of company, business, organization or other employer.)</p>	<p>23B. What kind of business or industry is this? (For example: TV and radio mfg., retail shoe store, State Labor Dept.)</p>			<p>23E. Was this person</p> <p>An employee of a PRIVATE Co. bus., or individual for wages, salary or comm. P <input type="checkbox"/> A FEDERAL government employee. F <input type="checkbox"/> (Go to 23F) A STATE government employee. S <input type="checkbox"/> A LOCAL government employee. L <input type="checkbox"/> Self-empl. in DWN bus., prof. practice, or farm <input checked="" type="checkbox"/> Is the business incorporated? Yes <input type="checkbox"/> No <input type="checkbox"/> SE <input type="checkbox"/> Working WITHOUT PAY in fam. bus. or farm. WP <input type="checkbox"/> NEVER WORKED. NEV <input type="checkbox"/> (Skip to 26)</p>	
<p>23C. What kind of work was ... doing? (For example: electrical engineer, stock clerk, typist, farmer.)</p>	<p>23D. What were ...'s most important activities or duties at this job? (For example: types, keeps account books, files, sells cars, operates printing press, finishes concrete.)</p>			<p>23F. CHECK ITEM</p> <p>Entry (or NA) in item 20A <input type="checkbox"/> (Go to 25 at top of page) Entry (or NA) in item 21B <input type="checkbox"/> All other cases <input type="checkbox"/> (Skip to 26)</p>	

LINE NO.	18B. RELATIONSHIP TO REFERENCE PERSON		18C. PAR'S LINE NO.	18D. AGE	18E. MARITAL STATUS	18F. SPOUSE'S LINE NUMBER	18G1. SEX Male Female	18G2. VETERAN STATUS Veteran Vietnam Era Korean War World War II World War I Other Service Nonveteran	18H. EDUCATIONAL ATTAINMENT	18I. RACE White Black Amer. Indian, Aleut, Eskimo Asian or Pacific Isl. Other	18J. ORIGIN									
	01	Ref. Person WITH rel. in H'hld												Married—spouse present						
	02	Ref. person with NO rel. in H'hld												} (Fill 18F)						
	03	Husband																		
	04	Wife												} (Exclude separated)						
	05	Natural/Adopted Child																		
	06	Step Child												} (Skip to 18G1)						
	07	Grandchild																		
	08	Parent																		
	09	Brother/Sister																		
	10	Other Rel. of Ref. Person																		
	11	Foster Child																		
	12	Non-rel. of Ref. Person WITH OWN rel. in H'hld																		
13	Partner/Roommate		None																	
14	Non-rel. of Ref. Person (other than partner/roommate) with NO OWN rel. in H'hld																			

26. CHECK ITEM
(Transcribe from control card item 18)
This person is
16–24 years of age (Ask 26A)
All others (Skip to 26C)

26A. (If 'School' in 19, Verify) LAST WEEK was ... attending or enrolled in a high school, college, or university?
(Mark "Yes" if currently on holiday or seasonal vacation. Mark "No" for summer vacation).
Yes (Verify) No (Skip to 26C)
High school (Ask 26B)
College or Univ.

26B. Is ... enrolled in school as a full-time or part-time student?
Full time (Fill 26C)
Part time

26C. CHECK ITEM Who responded to the labor force items for this person?
Self
Other
Self/Other


33. INTERVIEWER CHECK ITEM
Entry in C.C. item 24 is
Code 4, Asian or Pacific Islander (Ask item 34)
All others (Go to next person or item 33 on page 2)

34. What is ...'s specific Asian or Pacific Islander group?
Chinese
Filipino
Japanese
Asian Indian
Korean
Vietnamese
Laotian, Cambodian, Hmong
Other Asian (for example, Thai, Pakistani, Sri Lankan, Burmese)
Hawaiian
Other Pacific Islander (for example, Samoan, Guamanian, Tongan)
Go to next person or item 33 on page 2

18K. SOCIAL SECURITY NUMBER
(Transcribe from cc item 26a)
None

REMINDER:
ASK THE L.F. ITEM FOR ALL H.H. MEMBERS BEFORE ASKING THE SUPPLEMENT.

Facsimile of March Supplement Questionnaire

<p>1. CHECK ITEM Only CPS-665 for household (Fill all applicable items on this page) First CPS-665 of continuation h'hd. (Transcribe items 3, 6-9, 13) Second CPS-665 of continuation h'hd Third, fourth, etc CPS-665. (from first CPS-665)</p>	<p>FORM CPS-665</p>  <p>U.S. DEPARTMENT OF COMMERCE BUREAU OF THE CENSUS</p> <h2 style="font-size: 2em; margin: 0;">C P S - 6 6 5</h2> <h3 style="font-size: 1.5em; margin: 0;">INCOME SUPPLEMENT</h3> <p>Form Approved - O.M. B. No. 0607-0354 - Expires 9-30-93</p> <p style="text-align: right;">MARCH 1992</p>	<p>2.</p> <p>3. CONTROL NUMBER</p>								
<p>10. FIELD REPRESENTATIVE CODE A B C D E F G H J K L M O P Q R S T U V W X Y Z 1 2 3 4 5 6 7 8 9 0 1 2 3 4 5 6 7 8 9</p>	<p>13. TYPE INTERVIEW (CPS-665) <input type="checkbox"/> Personal (Fill 13A below) <input type="checkbox"/> Telephone <input type="checkbox"/> Type A Noninterview (Transcribe items 1, 3, 6-10, 77 on this page; also, ask item 78 on this page)</p>	<table border="1" style="width: 100%; border-collapse: collapse;"> <tr> <th style="width: 25%;">6. PSU NO.</th> <th style="width: 25%;">7. SEGMENT NO.</th> <th style="width: 25%;">8. SERIAL NO.</th> <th style="width: 25%;">9. HOUSE HOLD NO.</th> </tr> <tr> <td style="text-align: center;">1</td> <td style="text-align: center;">1</td> <td style="text-align: center;">1</td> <td style="text-align: center;">1</td> </tr> </table>	6. PSU NO.	7. SEGMENT NO.	8. SERIAL NO.	9. HOUSE HOLD NO.	1	1	1	1
6. PSU NO.	7. SEGMENT NO.	8. SERIAL NO.	9. HOUSE HOLD NO.							
1	1	1	1							
<p>13A. DESCRIPTION OF LONGEST JOB (items 46A-E) IN THIS CPS-665:</p> <p>Yes <input type="checkbox"/> No <input type="checkbox"/></p>	<p>INTRODUCTION (Optional)</p> <p>We have just completed the questions about employment and unemployment. Each March, the Census Bureau also collects information about the economic situation of Americans and their families for the previous year. I am going to ask these questions now. We don't expect all answers to be perfect, but please think about each question and answer it the best you can.</p>									
<p>77. CHECK ITEM TENURE (from Control Card item 10) Owned or being bought Rented No cash rent</p>	<p>83. During 1991, how many of the children in this household usually ate a complete hot lunch offered at school? All Some, but not all - Mark number None</p>	<p>89. Are you paying lower rent because the Federal, State, or local government is paying part of the cost? Yes <input type="checkbox"/> No <input checked="" type="checkbox"/></p>								
<p>78. How many housing units are in this structure? 1 5-9 2 10+ 3-4</p>	<p>84. CHECK ITEM Entry in Control Card item 29 is: Under \$50,000, NA or Ref. (Fill 85) \$50,000 or more End questions</p>	<p>94. The government has an energy assistance program which helps pay heating costs. This assistance can be received directly by the household or it can be paid directly to the electric company, gas company or fuel dealer. Since October 1, 1991, has this household received assistance of this type from the federal, state, or local government? Yes <input type="checkbox"/> (Ask 95) No <input type="checkbox"/> (End questions)</p>								
<p>79. CHECK ITEM Some household members under age 15 (Ask 80) No household members under age 15 (Skip to 82)</p>	<p>85. CHECK ITEM All or some marked in 83 (Ask 86) None marked in 83 or 83 blank (Skip to 87)</p>	<p>91. How many of the people now living here were covered by food stamps during 1991? All <input checked="" type="checkbox"/></p>								
<p>80. During 1991, how many of the children under age 15 in this household were covered by Medicare or Medicaid? All Some, but not all - Mark number None</p>	<p>86. During 1991, how many of the children in this household received free or reduced price lunches because they qualified for the Federal School Lunch Program? All Some, but not all - Mark number None</p>	<p>95. Altogether, how much energy assistance has been received since October 1, 1991? \$ <input style="width: 50px;" type="text"/> (Nearest dollar)</p>								
<p>81. During 1991, how many of the children under age 15 in this household were covered by a health insurance plan (Excluding Medicaid and Medicare)? All Some, but not all - Mark number (Ask 81A) None (Skip to 82)</p>	<p>87. CHECK ITEM Owned marked in 77 (Skip to 90) Rented or no cash rent marked in 77 (Ask 88)</p>	<p>92. In how many months of 1991 were food stamps received? All <input type="checkbox"/></p>								
<p>81A. How many of these children were covered by the health insurance plan of someone not residing in this household? All Some, but not all - Mark number None</p>	<p>88. Is this house in a public housing project, that is, is it owned by a local housing authority or other public agency? Yes (Skip to 90) No (Ask 89)</p>	<p>93. What was the value of all the food stamps received during 1991? (Add monthly amounts to obtain annual figure) \$ <input style="width: 50px;" type="text"/> (Nearest dollar)</p>								
<p>82. CHECK ITEM Some household members 5-18 years old (Ask 83) No household members 5-18 years old (Skip to 84)</p>	<p>89. Are you paying lower rent because the Federal, State, or local government is paying part of the cost? Yes <input type="checkbox"/> No <input checked="" type="checkbox"/></p>	<p>94. The government has an energy assistance program which helps pay heating costs. This assistance can be received directly by the household or it can be paid directly to the electric company, gas company or fuel dealer. Since October 1, 1991, has this household received assistance of this type from the federal, state, or local government? Yes <input type="checkbox"/> (Ask 95) No <input type="checkbox"/> (End questions)</p>								

FOLLOW-UP INFORMATION – TRANSCRIBE THIS INFORMATION FROM THE CPS-1 AND CONTROL CARD BEFORE SENDING THEM TO THE R.O.

ALL CPS-1s AND CONTROL CARDS MUST BE SENT TO THE R.O. BY SATURDAY, MARCH 21

ALL 665s MUST BE MAILED TO R.O. BY SATURDAY, MARCH 28

- (1) Complete items 3, 6–9, 77, 79, 82 and 84 on page 1.
- (2) Complete items 18A, 18B, 18D, and 18G1 for each 15+ person, (p. 3, 4, 5, 6).
- (3) Record below the industry and occupation description from CPS-1 Items 23A–23E as applicable. You will need to refer to it when filling item 45 in your followup interview.
- (4) Complete items 56D and 58, (p. 7 and 8, respectively)
- (5) Note below Names and Line No.'s of persons (and item numbers, if necessary) needing followup. Also, as necessary note address, telephone, and 'best time to call' information from control card.

NOTES:

Area with horizontal dashed lines for notes.

CIVILIAN 15+ AND CURRENT ARMED FORCES MEMBER. BEGIN WITH ITEM 29A

18A. LINE NUMBER	18B. RELATIONSHIP	18D. AGE	18G1. Sex	37. Were the (entry in item 36) weeks ... was looking for work (or on layoff) all in one stretch?	45. What was ...'s longest job during 1991? (Compare with entry in CPS-1 Item 23)	IND.	OCC.	ITEM 55
	Ref per with other rels 01 Ref per with no other rel. 02 Husband 03 Wife 04 Own/Adopted 05 Stepchild 06 Grandchild 07 Parent 08 Brother/Sister 09 Other rel. 10 Foster child 11 Non rel. 12-14		Male Female	Yes - 1 stretch No - 2 stretches (Go to 38) No - 3+ stretches	Same as item 23 (Skip to 47) Different from item 23 or item 23 blank (Specify in 46A-46E)			
29A.	Did ... work at a job or business at any time during 1991? Yes (Skip to 33) No 7				46A. For whom did ... work?			
29B.	Did ... do any temporary, part-time, or seasonal work even for few days during 1991? Yes (Skip to 33) No 7				46B. What kind of business or industry is this?		Ref. UNC	Ref. UNC
30.	Even though ... did not work in 1991, did he/she spend any time trying to find a job or on layoff? Yes 7 No (Skip to 32)				46C. What kind of work was ... doing?			
31.	How many different weeks was ... looking for work or on layoff from a job? [] (Mark weeks)				46D. What were ...'s most important activities or duties?			
32.	What was the main reason ... did not work in 1991? Ill or disabled and unable to work Retired Taking care of home or family Going to school Could not find work Doing something else (Skip to 52A)				46E. CLASS OF WORKER Private P Federal Gov't. F State Gov't. S Local Gov't. L Self-employment Inc. Yes No SE Without pay WP (Ask 47)			52A. At any time during 1991 did ... receive any State or Federal unemployment compensation? Yes 7 No (Skip to 53A)
33.	During 1991 in how many weeks did ... work even for a few hours? Include paid vacation and sick leave as work. [] (Mark weeks and Go to 34)				47. Counting all locations where this employer operates, what is the total number of persons who work for ...'s employer? (Read categories if necessary)			52B. How much did ... receive in unemployment benefits during 1991? \$ []
34.	CHECK ITEM Number of weeks in item 33 is 1-49 (Skip to 36) 50-51 (Ask 35) 52 (Skip to 39)				48. In the weeks that ... worked, how many hours did ... usually work per week? [] (Mark hours) (Go to 41)			53A. During 1991 did ... receive any Worker's Compensation payments or other payments as a result of a job related injury or illness? (Exclude sick pay and disability retirement) Yes 7 No (Skip to 54)
35.	Did ... lose any full weeks of work in 1991 because he/she was on layoff from a job or lost a job? Yes No (Skip to 39)				41. CHECK ITEM Number of hours in item 40 is: 1-34 (Skip to 43) 35+ (Ask 42)			53B. What was the source of these payments? State Workers Compensation Employer or employer's insurance Own insurance Other
36.	You said ... worked about (entry in item 33) weeks in 1991. How many of the remaining (52 minus entry in item 33) weeks was ... looking for work or on layoff from a job? [] (Mark weeks and ask 37) None (Skip to 38)				42. During 1991, were there one or more weeks in which ... worked less than 35 hours? Exclude time off with pay because of holidays, vacation, days off, or sickness. Yes (Ask 43) No (Skip to 45)			53C. How much compensation did ... receive during 1991? \$ []
37.	What was the main reason ... worked less than 35 hours in 1991? Could not find a full time job Wanted to work part time or only able to work part time Slack work or material shortage Other (Ask 45)				43. How many weeks did ... work less than 35 hours in 1991? [] (Mark weeks)			Now I want to ask some questions about where ... lived 1 year ago.
38.	What was the main reason ... did not work in 1991? Ill or disabled and unable to work Retired Taking care of home or family Going to school Could not find work Doing something else (Skip to 52A)				44. What was the main reason ... worked less than 35 hours per week? Could not find a full time job Wanted to work part time or only able to work part time Slack work or material shortage Other (Ask 45)			54. Was ... living in this house (apt.) 1 year ago, that is on March 1, 1991? Yes (Next person) No (Ask 55A)
39.	For how many employers did ... work in 1991? If more than one at same time, only count it as one employer. 1 2 (Ask 40) 3+				45. What was ...'s longest job during 1991? (Compare with entry in CPS-1 Item 23)			55A. Where did ... live on March 1, 1991? 1. Name of State, foreign country, U.S. possession, etc. 2. Name of county 3. Name of city, town, village, etc.
40.	In the weeks that ... worked, how many hours did ... usually work per week? [] (Mark hours) (Go to 41)				46. For whom did ... work?			8. Did ... live inside the limits of that city, town, village, etc.? Yes No
41.	CHECK ITEM Number of hours in item 40 is: 1-34 (Skip to 43) 35+ (Ask 42)				47. Counting all locations where this employer operates, what is the total number of persons who work for ...'s employer? (Read categories if necessary)			
42.	During 1991, were there one or more weeks in which ... worked less than 35 hours? Exclude time off with pay because of holidays, vacation, days off, or sickness. Yes (Ask 43) No (Skip to 45)				48. In the weeks that ... worked, how many hours did ... usually work per week? [] (Mark hours) (Go to 41)			
43.	How many weeks did ... work less than 35 hours in 1991? [] (Mark weeks)				49. Did ... earn money from any other work he/she did during 1991? Yes No (Skip to 50)			
44.	What was the main reason ... worked less than 35 hours per week? Could not find a full time job Wanted to work part time or only able to work part time Slack work or material shortage Other (Ask 45)				49B. How much did ... earn from: All other employers? His/her own business after expenses? His/her farm after expenses? Yes No Yes No Yes No \$ [] \$ [] \$ []			
45.	What was ...'s longest job during 1991? (Compare with entry in CPS-1 Item 23)				50. CHECK ITEM Longest job (item 45) is farmer? Yes 7 No (Skip to 52A)			
46.	For whom did ... work?				51. Other than the farm income we have already talked about, did ... receive any income from agricultural work done for others, recreational services, or government farm programs other than loans? Yes (Probe and make corrections to 48B or 49B) No (Ask 52A)			
47.	Counting all locations where this employer operates, what is the total number of persons who work for ...'s employer? (Read categories if necessary)				52. How much did ... receive in unemployment benefits during 1991? \$ []			
48.	In the weeks that ... worked, how many hours did ... usually work per week? [] (Mark hours) (Go to 41)				53. What was the source of these payments? State Workers Compensation Employer or employer's insurance Own insurance Other			
49.	Did ... earn money from any other work he/she did during 1991? Yes No (Skip to 50)				54. Was ... living in this house (apt.) 1 year ago, that is on March 1, 1991? Yes (Next person) No (Ask 55A)			
50.	CHECK ITEM Longest job (item 45) is farmer? Yes 7 No (Skip to 52A)				55. Where did ... live on March 1, 1991? 1. Name of State, foreign country, U.S. possession, etc. 2. Name of county 3. Name of city, town, village, etc.			
51.	Other than the farm income we have already talked about, did ... receive any income from agricultural work done for others, recreational services, or government farm programs other than loans? Yes (Probe and make corrections to 48B or 49B) No (Ask 52A)				56. How much did ... receive in unemployment benefits during 1991? \$ []			
52.	How much did ... receive in unemployment benefits during 1991? \$ []				57. What was the source of these payments? State Workers Compensation Employer or employer's insurance Own insurance Other			
53.	What was the source of these payments? State Workers Compensation Employer or employer's insurance Own insurance Other				58. How much compensation did ... receive during 1991? \$ []			
54.	Was ... living in this house (apt.) 1 year ago, that is on March 1, 1991? Yes (Next person) No (Ask 55A)				59. Where did ... live on March 1, 1991? 1. Name of State, foreign country, U.S. possession, etc. 2. Name of county 3. Name of city, town, village, etc.			
55.	Where did ... live on March 1, 1991? 1. Name of State, foreign country, U.S. possession, etc. 2. Name of county 3. Name of city, town, village, etc.				60. Did ... live inside the limits of that city, town, village, etc.? Yes No			

CIVILIAN 15+ AND CURRENT ARMED FORCES MEMBER, BEGIN WITH ITEM 29A				IND.	OCC.	ITEM 55
18A. LINE NUMBER	18B. RELATIONSHIP	18D. AGE	18G1. Sex	37. Were the (entry in item 36) weeks ... was looking for work (for on layoff) all in one stretch? Yes - 1 stretch No - 2 stretches No - 3+ stretches (Go to 38)	45. What was ...'s longest job during 1991? (Compare with entry in CPS-1 item 23) Same as item 23 ... (Skip to 47) Different from item 23 or item 23 blank ... (Specify in 46A-46E)	OFFICE UNEMPLOYMENT
		01 Ref per with other rels 02 Ref per with no other rel. 03 Husband 04 Wife 05 Own/Adopted 06 Stepchild 07 Grandchild 08 Parent 09 Brother/Sister 10 Other rel. 11 Foster child 12-14 Non rel	Male Female			
29A. Did ... work at a job or business at any time during 1991? Yes (Skip to 33) No		38. What was the main reason ... was not working or looking for work in the remaining weeks of 1991? Ill or disabled and unable to work Taking care of home or family Going to school Retired No work available Other (Specify)		46A. For whom did ... work?		Ref. Ref. UNC UNC
29B. Did ... do any temporary, part-time, or seasonal work even for few days during 1991? Yes (Skip to 33) No		39. For how many employers did ... work in 1991? If more than one at same time, only count it as one employer. 1 2 3+ (Ask 40)		46B. What kind of business or industry is this?		
30. Even though ... did not work in 1991, did he/she spend any time trying to find a job or on layoff? Yes No (Skip to 32)		40. In the weeks that ... worked, how many hours did ... usually work per week? (Mark hours)		46C. What kind of work was ... doing?		52A. At any time during 1991 did ... receive any State or Federal unemployment compensation? Yes No (Skip to 53A) Any Supplemental Unemployment Benefits (SUB)? Yes No Any Union unemployment or strike benefits? Yes No
31. How many different weeks was ... looking for work or on layoff from a job? (Mark weeks)		41. CHECK ITEM Number of hours in item 40 is: 1-34 (Skip to 43) 35+ (Ask 42)		46D. What were ...'s most important activities or duties?		
32. What was the main reason ... did not work in 1991? Ill or disabled and unable to work Retired Taking care of home or family Going to school Could not find work Doing something else (Skip to 52A)		42. During 1991, were there one or more weeks in which ... worked less than 35 hours? Exclude time off with pay because of holidays, vacation, days off, or sickness. Yes (Ask 43) No (Skip to 45)		46E. CLASS OF WORKER Private ... P Federal Gov't. F State Gov't. S Local Gov't. L Self-employment Inc. Yes ... I No ... SE Without pay WP		52B. How much did ... receive in unemployment benefits during 1991? \$
33. During 1991 in how many weeks did ... work even for a few hours? Include paid vacation and sick leave as work. (Mark weeks and Go to 34)		43. How many weeks did ... work less than 35 hours in 1991? (Mark weeks)		47. Counting all locations where this employer operates, what is the total number of persons who work for ...'s employer? (Read categories if necessary) Under 10 10-24 25-99 100-499 500-999 1000+		
34. CHECK ITEM Number of weeks in item 33 is 1-49 (Skip to 36) 50-51 (Ask 35) 52 (Skip to 39)		44. What was the main reason ... worked less than 35 hours per week? Could not find a full time job Wanted to work part time or only able to work part time Slack work or material shortage Other (Ask 45)		48A. How much did ... earn from this employer before deductions during 1991? \$		53A. During 1991 did ... receive any Worker's Compensation payments or other payments as a result of a job related injury or illness? (Exclude sick pay and disability retirement) Yes No (Skip to 54)
35. Did ... lose any full weeks of work in 1991 because he/she was on layoff from a job or lost a job? Yes (Skip to 39) No		45. CHECK ITEM Longest job (item 45) is farmer? Yes No (Skip to 52A)		48B. What was ... net earnings from this business/farm after expenses during 1991? \$		
36. You said ... worked about (entry in item 33) weeks in 1991. How many of the remaining (52 minus entry in item 33) weeks was ... looking for work or on layoff from a job? (Mark weeks and ask 37)		46. CHECK ITEM Does this amount include all tips, bonuses, overtime pay or commissions ... may have received? Yes No (Probe and make corrections to 48A)		48C. Does this amount include all tips, bonuses, overtime pay or commissions ... may have received? Yes No (Probe and make corrections to 48A)		53B. What was the source of these payments? State Workers Compensation Employer or employer's insurance Own insurance Other
37. None (Skip to 38)		47. CHECK ITEM Did ... earn money from any other work he/she did during 1991? Yes No (Skip to 50)		49A. Did ... earn money from any other work he/she did during 1991? Yes No (Skip to 50)		
		48. CHECK ITEM How much did ... earn from: All other employers? His/her own business after expenses? His/her farm after expenses? Yes No Yes No Yes No \$ \$ \$		49B. How much did ... earn from: All other employers? His/her own business after expenses? His/her farm after expenses? Yes No Yes No Yes No \$ \$ \$		53C. How much compensation did ... receive during 1991? \$ Now I want to ask some questions about where ... lived 1 year ago.
		49. CHECK ITEM Other than the farm income we have already talked about, did ... receive any income from agricultural work done for others, recreational services, or government farm programs other than loans? Yes (Probe and make corrections to 48B or 49B) No (Ask 52A)		49C. Other than the farm income we have already talked about, did ... receive any income from agricultural work done for others, recreational services, or government farm programs other than loans? Yes (Probe and make corrections to 48B or 49B) No (Ask 52A)		
		50. CHECK ITEM Longest job (item 45) is farmer? Yes No (Skip to 52A)		50. CHECK ITEM Longest job (item 45) is farmer? Yes No (Skip to 52A)		54. Was ... living in this house (apt.) 1 year ago, that is on March 1, 1991? Yes (Next person) No (Ask person) (Ask 55A) 55A. Where did ... live on March 1, 1991? 1. Name of State, foreign country, U.S. possession, etc. 2. Name of county 3. Name of city, town, village, etc. B. Did ... live inside the limits of that city, town, village, etc? Yes No

CIVILIAN 15+ AND CURRENT ARMED FORCES MEMBER, BEGIN WITH ITEM 29A

18A. LINE NUMBER	18B. RELATIONSHIP Ref per with other rels .01 Ref per with no other rel. .02 Husband .03 Wife .04 Own/Adopted .05 Stepchild .06 Grandchild .07 Parent .08 Brother/Sister .09 Other rel .10 Foster child .11 Non rel. 12-14	18D. AGE	18G1. Sex Male Female	37. Were the (entry in item 36) weeks ... was looking for work (or on layoff) all in one stretch? Yes - 1 stretch No - 2 stretches (Go to 38) No - 3+ stretches	45. What was ...'s longest job during 1991? (Compare with entry in CPS-1 item 23) Same as item 23. (Skip to 47) Different from item 23 or item 23 blank. (Specify in 46A-46E)	OFFICE IND. OCC. ITEM 55
29A. Did ... work at a job or business at any time during 1991? Yes (Skip to 33) No				38. What was the main reason ... was not working or looking for work in the remaining weeks of 1991? Ill or disabled and unable to work Taking care of home or family Going to school Retired No work available Other (Specify)		46A. For whom did ... work? 46B. What kind of business or industry is this? 46C. What kind of work was ... doing? 46D. What were ...'s most important activities or duties? 46E. CLASS OF WORKER Private P Self-employment Federal Gov't. F Inc. Yes State Gov't. S (Ask 47) No SE (Ask 47) Local Gov't. L Without pay WP
29B. Did ... do any temporary, part-time, or seasonal work even for few days during 1991? Yes (Skip to 33) No				39. For how many employers did ... work in 1991? If more than one at same time, only count it as one employer. 1 2 3+ (Ask 40)		
30. Even though ... did not work in 1991, did he/she spend any time trying to find a job or on layoff? Yes No (Skip to 32)				47. Counting all locations where this employer operates, what is the total number of persons who work for ...'s employer? Under 10 10-24 25-99 100-499 500-999 1000+ (Ask 48A or 48B)		52A. At any time during 1991 did ... receive any State or Federal unemployment compensation? Yes No (Skip to 53A) Any Supplemental Unemployment Benefits (SUB)? Yes No Any Union unemployment or strike benefits? Yes No
31. How many different weeks was ... looking for work or on layoff from a job? <input type="text"/> (Mark weeks)				48A. How much did ... earn from this employer before deductions during 1991? 48B. What was ... net earnings from this business/farm after expenses during 1991? \$ 48C. Does this amount include all tips, bonuses, overtime pay or commissions ... may have received? Yes No (Probe and make corrections to 48A) Lost money		
32. What was the main reason ... did not work in 1991? Ill or disabled and unable to work Retired Taking care of home or family Going to school Could not find work Doing something else (Skip to 52A)				40. In the weeks that ... worked, how many hours did ... usually work per week? <input type="text"/> (Mark hours) (Go to 41)		52B. How much did ... receive in unemployment benefits during 1991? \$ 53A. During 1991 did ... receive any Worker's Compensation payments or other payments as a result of a job related injury or illness? (Exclude sick pay and disability retirement) Yes No (Skip to 54)
33. During 1991 in how many weeks did ... work even for a few hours? Include paid vacation and sick leave as work. <input type="text"/> (Mark weeks and Go to 34)				41. CHECK ITEM Number of hours in item 40 is: 1-34 (Skip to 43) 35+ (Ask 42)		
34. CHECK ITEM Number of weeks in item 33 is 1-49 (Skip to 36) 50-51 (Ask 35) 52 (Skip to 39)				42. During 1991, were there one or more weeks in which ... worked less than 35 hours? Exclude time off with pay because of holidays, vacation, days off, or sickness. Yes (Ask 43) No (Skip to 45)		53B. What was the source of these payments? State Workers Compensation Employer or employer's insurance Own insurance Other 53C. How much compensation did ... receive during 1991? \$ Now I want to ask some questions about where ... lived 1 year ago.
35. Did ... lose any full weeks of work in 1991 because he/she was on layoff from a job or lost a job? Yes (Skip to 39) No				43. How many weeks did ... work less than 35 hours in 1991? <input type="text"/> (Mark weeks)		
36. You said ... worked about (entry in item 33) weeks in 1991. How many of the remaining (52 minus entry in item 33) weeks was ... looking for work or on layoff from a job? <input type="text"/> (Mark weeks and ask 37) None (Skip to 38)				44. What was the main reason ... worked less than 35 hours per week? Could not find a full time job Wanted to work part time or only able to work part time Slack work or material shortage Other (Ask 45)		54. Was ... living in this house (apt.) 1 year ago; that is on March 1, 1991? Yes (Next person) No (Ask 55A) 55A. Where did ... live on March 1, 1991? 1. Name of State, foreign country, U.S. possession, etc. 2. Name of county 3. Name of city, town, village, etc. B. Did ... live inside the limits of that city, town, village, etc.? Yes No
37. (See item 37)				45. (See item 45)		
38. (See item 38)				46. (See item 46)		50. CHECK ITEM Longest job (item 45) is farmer? Yes No (Skip to 52A) 51. Other than the farm income we have already talked about, did ... receive any income from agricultural work done for others, recreational services, or government farm programs other than loans? Yes (Probe and make corrections to 48B or 49B) No (Ask 52A)
39. (See item 39)				47. (See item 47)		

CIVILIAN 15+ AND CURRENT ARMED FORCES MEMBER. BEGIN WITH ITEM 29A				IND.	OCC.	ITEM 55
18A. LINE NUMBER	18B. RELATIONSHIP	18D. AGE	18G1. Sex	OFFICE USE ONLY	Ref. UNC	Ref. UNC
			Male			
	Ref per with other rels 01 Ref per with no other rel. 02 Husband 03 Wife 04 Own/Adopted 05 Stepchild 06 Grandchild 07 Parent 08 Brother/Sister 09 Other rel. 10 Foster child 11 Non rel. 12-14		Female			
29A. Did ... work at a job or business at any time during 1991?	Yes (Skip to 33) No					
29B. Did ... do any temporary, part-time, or seasonal work even for few days during 1991?	Yes (Skip to 33) No					
30. Even though ... did not work in 1991, did he/she spend any time trying to find a job or on layoff?	Yes No (Skip to 32)					
31. How many different weeks was ... looking for work or on layoff from a job?	<input type="text"/>					
32. What was the main reason ... did not work in 1991?	<input type="checkbox"/> Ill or disabled and unable to work <input type="checkbox"/> Retired <input type="checkbox"/> Taking care of home or family <input type="checkbox"/> Going to school <input type="checkbox"/> Could not find work <input type="checkbox"/> Doing something else					
33. During 1991 in how many weeks did ... work even for a few hours? Include paid vacation and sick leave as work.	<input type="text"/>					
34. CHECK ITEM	1-49 (Skip to 36) 50-51 (Ask 35) 52 (Skip to 39)					
35. Did ... lose any full weeks of work in 1991 because he/she was on layoff from a job or lost a job?	Yes No (Skip to 39)					
36. You said ... worked about (entry in item 33) weeks in 1991. How many of the remaining (52 minus entry in item 33) weeks was ... looking for work or on layoff from a job?	<input type="text"/>					
37. Were the (entry in item 36) weeks ... was looking for work (or on layoff) all in one stretch?	Yes - 1 stretch No - 2 stretches No - 3+ stretches (Go to 38)					
38. What was the main reason ... was not working or looking for work in the remaining weeks of 1991?	<input type="checkbox"/> Ill or disabled and unable to work <input type="checkbox"/> Taking care of home or family <input type="checkbox"/> Going to school <input type="checkbox"/> Retired <input type="checkbox"/> No work available <input type="checkbox"/> Other (Specify)					
39. For how many employers did ... work in 1991? If more than one at same time, only count it as one employer.	1 2 3+ (Ask 40)					
40. In the weeks that ... worked, how many hours did ... usually work per week?	<input type="text"/>					
41. CHECK ITEM	Number of hours in item 40 is: 1-34 (Skip to 43) 35+ (Ask 42)					
42. During 1991, were there one or more weeks in which ... worked less than 35 hours? Exclude time off with pay because of holidays, vacation, days off, or sickness.	Yes (Ask 43) No (Skip to 45)					
43. How many weeks did ... work less than 35 hours in 1991?	<input type="text"/>					
44. What was the main reason ... worked less than 35 hours per week?	<input type="checkbox"/> Could not find a full time job <input type="checkbox"/> Wanted to work part time or only able to work part time <input type="checkbox"/> Slack work or material shortage <input type="checkbox"/> Other					
45. What was ...'s longest job during 1991? (Compare with entry in CPS-1 item 23)	Same as item 23 (Skip to 47) Different from item 23 or item 23 blank (Specify in 46A-46E)					
46A. For whom did ... work?	<input type="checkbox"/>					
46B. What kind of business or industry is this?						
46C. What kind of work was ... doing?						
46D. What were ...'s most important activities or duties?						
46E. CLASS OF WORKER	Private P Federal Gov't. F State Gov't. S Local Gov't. L Self-employment Inc. Yes No SE Without pay WP					
47. Counting all locations where this employer operates, what is the total number of persons who work for ...'s employer?	Under 10 10-24 25-99 100-499 500-999 1000+ (Ask 48A or 48B)					
48A. How much did ... earn from this employer before deductions during 1991?	<input type="text"/>					
48B. What was ... net earnings from this business/farm after expenses during 1991?	<input type="text"/>					
48C. Does this amount include all tips, bonuses, overtime pay or commissions ... may have received?	Yes No (Probe and make corrections to 48A)					
49A. Did ... earn money from any other work he/she did during 1991?	Yes No (Skip to 50)					
49B. How much did ... earn from:	All other employers? Yes No His/her own business after expenses? Yes No His/her farm after expenses? Yes No					
49C. How much compensation did ... receive during 1991?	<input type="text"/>					
50. CHECK ITEM Longest job (item 45) is farmer?	Yes No (Skip to 52A)					
51. Other than the farm income we have already talked about, did ... receive any income from agricultural work done for others, recreational services, or government farm programs other than loans?	Yes No (Probe and make corrections to 48B or 49B) No (Ask 52A)					
52A. At any time during 1991 did ... receive any State or Federal unemployment compensation?	Yes No (Skip to 53A)					
52B. How much did ... receive in unemployment benefits during 1991?	<input type="text"/>					
53A. During 1991 did ... receive any Worker's Compensation payments or other payments as a result of a job related injury or illness? (Exclude sick pay and disability retirement)	Yes No (Skip to 54A)					
53B. What was the source of these payments?	State Workers Compensation Employer or employer's insurance Own insurance Other					
53C. How much compensation did ... receive during 1991?	<input type="text"/>					
54. Was ... living in this house (apt.) 1 year ago; that is on March 1, 1991?	Yes (Next person) No (Ask SSA)					
55A. Where did ... live on March 1, 1991?	1. Name of State, foreign country, U.S. possession, etc. 2. Name of county 3. Name of city, town, village, etc.					
55B. Did ... live inside the limits of that city, town, village, etc.?	Yes No					

COMPLETE LINE NUMBER FOR ALL PERSONS 15+ BEFORE BEGINNING QUESTIONS ON EACH PAGE (NAME IS OPTIONAL)

NAME (Optional)				
LINE NUMBER (Item 18A)	Page 3	Page 4	Page 5	Page 6
	<input type="radio"/> 0 <input type="radio"/> 1 <input type="radio"/> 2 <input type="radio"/> 3 <input checked="" type="radio"/> 4 <input type="radio"/> 5 <input type="radio"/> 6 <input type="radio"/> 7 <input type="radio"/> 8 <input type="radio"/> 9	<input type="radio"/> 0 <input type="radio"/> 1 <input type="radio"/> 2 <input type="radio"/> 3 <input checked="" type="radio"/> 4 <input type="radio"/> 5 <input type="radio"/> 6 <input type="radio"/> 7 <input type="radio"/> 8 <input type="radio"/> 9	<input type="radio"/> 0 <input type="radio"/> 1 <input type="radio"/> 2 <input type="radio"/> 3 <input checked="" type="radio"/> 4 <input type="radio"/> 5 <input type="radio"/> 6 <input type="radio"/> 7 <input type="radio"/> 8 <input type="radio"/> 9	<input type="radio"/> 0 <input type="radio"/> 1 <input type="radio"/> 2 <input type="radio"/> 3 <input checked="" type="radio"/> 4 <input type="radio"/> 5 <input type="radio"/> 6 <input type="radio"/> 7 <input type="radio"/> 8 <input type="radio"/> 9
56. DURING 1991 DID ANYONE IN THIS HOUSEHOLD RECEIVE 56A. Any Social Security payments from the U.S. Government? Yes <input checked="" type="radio"/> No <input type="radio"/> (Skip to 57A)				
56B. Who received Social Security payments either for themselves or as combined payments with other family members? (Anyone else?) Complete 56C for each person with a "Yes" in 56B 56C. How much did ... receive in Social Security payments during 1991? (separate combined payments) NOTE: Social Security checks usually arrive on the 3rd of every month in a gold colored envelope. Amount should be before the Medicare deduction, which is \$29.90/month. (Go to 56C for next person with "Yes" in 56B or go to 56D)	Yes <input type="radio"/> No <input type="radio"/>	Yes <input type="radio"/> No <input type="radio"/>	Yes <input type="radio"/> No <input type="radio"/>	Yes <input type="radio"/> No <input type="radio"/>
	\$ <input type="text"/> <input type="radio"/> 0 <input type="radio"/> 1 <input type="radio"/> 2 <input type="radio"/> 3 <input type="radio"/> 4 <input checked="" type="radio"/> 5 <input type="radio"/> 6 <input type="radio"/> 7 <input type="radio"/> 8 <input type="radio"/> 9 Already included	\$ <input type="text"/> <input type="radio"/> 0 <input type="radio"/> 1 <input type="radio"/> 2 <input type="radio"/> 3 <input type="radio"/> 4 <input checked="" type="radio"/> 5 <input type="radio"/> 6 <input type="radio"/> 7 <input type="radio"/> 8 <input type="radio"/> 9 Already included	\$ <input type="text"/> <input type="radio"/> 0 <input type="radio"/> 1 <input type="radio"/> 2 <input type="radio"/> 3 <input type="radio"/> 4 <input checked="" type="radio"/> 5 <input type="radio"/> 6 <input type="radio"/> 7 <input type="radio"/> 8 <input type="radio"/> 9 <input type="radio"/> Already included	\$ <input type="text"/> <input type="radio"/> 0 <input type="radio"/> 1 <input type="radio"/> 2 <input type="radio"/> 3 <input type="radio"/> 4 <input checked="" type="radio"/> 5 <input type="radio"/> 6 <input type="radio"/> 7 <input type="radio"/> 8 <input type="radio"/> 9 <input type="radio"/> Already included
56D. CHECK ITEM Children under 23 present - (Ask 56E) No children under 23 present - (Skip to 57)				
56E. Did anyone in this household receive any separate Social Security payments which we have not talked about for the children in this household? Yes <input type="radio"/> No <input checked="" type="radio"/> (If "Yes," make necessary changes to include this amount in 56C for person receiving)				
57. DURING 1991 DID ANYONE IN THIS HOUSEHOLD RECEIVE: 57A. Any SSI payments, that is, Supplemental Security Income? Yes <input checked="" type="radio"/> No <input type="radio"/> (Go to next page)				
57B. Who received SSI? (Anyone else?) (Complete 57C for each person with "Yes" in 57B) 57C. How much did ... receive in Supplemental Security Income during 1991? (Include both Federal and State SSI) NOTE: Federal SSI checks usually arrive on the first of every month in a blue colored envelope. (Go to 57C for next person with "Yes" in 57B or go to next page)	Yes <input type="radio"/> No <input type="radio"/>	Yes <input type="radio"/> No <input type="radio"/>	Yes <input type="radio"/> No <input type="radio"/>	Yes <input type="radio"/> No <input type="radio"/>
	\$ <input type="text"/> <input type="radio"/> 0 <input type="radio"/> 1 <input type="radio"/> 2 <input type="radio"/> 3 <input type="radio"/> 4 <input checked="" type="radio"/> 5 <input type="radio"/> 6 <input type="radio"/> 7 <input type="radio"/> 8 <input type="radio"/> 9	\$ <input type="text"/> <input type="radio"/> 0 <input type="radio"/> 1 <input type="radio"/> 2 <input type="radio"/> 3 <input type="radio"/> 4 <input checked="" type="radio"/> 5 <input type="radio"/> 6 <input type="radio"/> 7 <input type="radio"/> 8 <input type="radio"/> 9	\$ <input type="text"/> <input type="radio"/> 0 <input type="radio"/> 1 <input type="radio"/> 2 <input type="radio"/> 3 <input type="radio"/> 4 <input checked="" type="radio"/> 5 <input type="radio"/> 6 <input type="radio"/> 7 <input type="radio"/> 8 <input type="radio"/> 9	\$ <input type="text"/> <input type="radio"/> 0 <input type="radio"/> 1 <input type="radio"/> 2 <input type="radio"/> 3 <input type="radio"/> 4 <input checked="" type="radio"/> 5 <input type="radio"/> 6 <input type="radio"/> 7 <input type="radio"/> 8 <input type="radio"/> 9
Annual total for Social Security or Federal SSI = last check x 11.63				

NAME (Optional)				
LINE NUMBER (Item 18A)	Page 3	Page 4	Page 5	Page
58. Check Item Entry in control card item 29 is: \$50,000 or more (Skip to item 60) Under \$50,000, NA or Ref. <u>7</u>				
59. AT ANY TIME DURING 1991, EVEN FOR ONE MONTH, DID ANYONE IN THIS HOUSEHOLD RECEIVE: 59A. Any public assistance or welfare payments from the State or local welfare office? Yes <u>7</u> <input checked="" type="checkbox"/> No (Skip to 60A)	<input checked="" type="checkbox"/>	<input checked="" type="checkbox"/>	<input checked="" type="checkbox"/>	<input checked="" type="checkbox"/>
59B. Who received these payments? (Anyone else?) (Complete 59C to 59E for each person with a "Yes" in 59B)	Yes <input type="checkbox"/> No <input type="checkbox"/>	Yes <input type="checkbox"/> No <input type="checkbox"/>	Yes <input type="checkbox"/> No <input type="checkbox"/>	Yes <input type="checkbox"/> No <input type="checkbox"/>
59C. Did ... receive AFDC (ADC) or some other type of assistance payments?	AFDC (ADC) <input type="checkbox"/> Other <input type="checkbox"/> Both <input type="checkbox"/>	AFDC (ADC) <input type="checkbox"/> Other <input type="checkbox"/> Both <input type="checkbox"/>	AFDC (ADC) <input type="checkbox"/> Other <input type="checkbox"/> Both <input type="checkbox"/>	AFDC (ADC) <input type="checkbox"/> Other <input type="checkbox"/> Both <input type="checkbox"/>
59D. In how many months of 1991 did ... receive these payments?	<input type="text"/> Months	<input type="text"/> Months	<input type="text"/> Months	<input type="text"/> Months
59E. How much did ... receive in public assistance or welfare during 1991? (Ask 59C to 59E for next person with "Yes" in 59B or ask 60)	\$ <input type="text"/>	\$ <input type="text"/>	\$ <input type="text"/>	\$ <input type="text"/>
60. AT ANY TIME DURING 1991 DID ANYONE IN THIS HOUSEHOLD RECEIVE: 60A. Any Veterans' (VA) payments? Yes <u>7</u> <input checked="" type="checkbox"/> No (Go to next page)				
60B. Who received Veterans' (VA) payments? (Anyone else?) (Complete 60C to 60E for each person with a "Yes" in 60B)	Yes <input checked="" type="checkbox"/> No <input type="checkbox"/>	Yes <input checked="" type="checkbox"/> No <input type="checkbox"/>	Yes <input checked="" type="checkbox"/> No <input type="checkbox"/>	Yes <input checked="" type="checkbox"/> No <input type="checkbox"/>
60C. What type of Veterans' payments did ... receive? (Mark all that apply)	Service-connected disability compensation <input type="checkbox"/> Survivor Benefits <input type="checkbox"/> Veterans' pension <input type="checkbox"/> Educational assistance <input type="checkbox"/> Other Veterans' payments <input type="checkbox"/>	Service-connected disability compensation <input type="checkbox"/> Survivor Benefits <input type="checkbox"/> Veterans' pension <input type="checkbox"/> Educational assistance <input type="checkbox"/> Other Veterans' payments <input type="checkbox"/>	Service-connected disability compensation <input type="checkbox"/> Survivor Benefits <input type="checkbox"/> Veterans' pension <input type="checkbox"/> Educational assistance <input type="checkbox"/> Other Veterans' payments <input type="checkbox"/>	Service-connected disability compensation <input type="checkbox"/> Survivor Benefits <input type="checkbox"/> Veterans' pension <input type="checkbox"/> Educational assistance <input type="checkbox"/> Other Veterans' payments <input type="checkbox"/>
60D. Is ... required to fill out an annual income questionnaire for the Department of Veterans' Affairs?	Yes <input type="checkbox"/> No <input type="checkbox"/>	Yes <input type="checkbox"/> No <input type="checkbox"/>	Yes <input type="checkbox"/> No <input type="checkbox"/>	Yes <input type="checkbox"/> No <input type="checkbox"/>
60E. How much did ... receive in Veterans' (VA) payments during 1991? (Ask 60C to 60E for next person with "Yes" in 60B or go to next page)	\$ <input type="text"/>	\$ <input type="text"/>	\$ <input type="text"/>	\$ <input type="text"/>

NAME (Optional)	Page 3	Page 4	Page 5	Page 6
LINE NUMBER (Item 18A)				
62A. Does anyone in this household have a health problem or disability which prevents them from working or which limits the kind or amount of work they can do? Yes <input type="checkbox"/> No <input type="checkbox"/> (Skip to 63A)				
62B. Who is that? (Anyone else?)	Yes <input type="checkbox"/> No <input type="checkbox"/>	Yes <input type="checkbox"/> No <input type="checkbox"/>	Yes <input type="checkbox"/> No <input type="checkbox"/>	Yes <input type="checkbox"/> No <input type="checkbox"/>
63A. Is there anyone in this household who ever retired or left a job for health reasons? Yes <input type="checkbox"/> No <input checked="" type="checkbox"/> (Skip to 64A)	<input checked="" type="checkbox"/>	<input checked="" type="checkbox"/>	<input checked="" type="checkbox"/>	<input checked="" type="checkbox"/>
63B. Who is that? (Anyone else?)	Yes <input type="checkbox"/> No <input type="checkbox"/>	Yes <input type="checkbox"/> No <input type="checkbox"/>	Yes <input type="checkbox"/> No <input type="checkbox"/>	Yes <input type="checkbox"/> No <input type="checkbox"/>
64A. CHECK ITEM "No" to both 62A and 63A (Skip to next page) "Yes" in either 62A or 63A				
(Complete 64B to 64G for each person with a "Yes" in either 62B or 63B) 64B. (Other than Social Security or VA benefits), did ... receive any income in 1991 as a result of this health problem (disability/handicap)?	Yes <input type="checkbox"/> No <input type="checkbox"/> (Ask 64B for next person with "Yes" in 62B or 63B or skip to next page)	Yes <input type="checkbox"/> No <input type="checkbox"/> (Ask 64B for next person with "Yes" in 62B or 63B or skip to next page)	Yes <input type="checkbox"/> No <input type="checkbox"/> (Ask 64B for next person with "Yes" in 62B or 63B or skip to next page)	Yes <input type="checkbox"/> No <input type="checkbox"/> (Ask 64B for next person with "Yes" in 62B or 63B or skip to next page)
64C. What was the source of this income? (Any other income related to this health condition or disability?)				
01. Worker's compensation	Yes <input type="checkbox"/> No <input type="checkbox"/>	Yes <input type="checkbox"/> No <input type="checkbox"/>	Yes <input type="checkbox"/> No <input type="checkbox"/>	Yes <input type="checkbox"/> No <input type="checkbox"/>
02. Company or union disability	Yes <input type="checkbox"/> No <input type="checkbox"/>	Yes <input type="checkbox"/> No <input type="checkbox"/>	Yes <input type="checkbox"/> No <input type="checkbox"/>	Yes <input type="checkbox"/> No <input type="checkbox"/>
03. Federal Government (Civil Service) disability	Yes <input type="checkbox"/> No <input type="checkbox"/>	Yes <input type="checkbox"/> No <input type="checkbox"/>	Yes <input type="checkbox"/> No <input type="checkbox"/>	Yes <input type="checkbox"/> No <input type="checkbox"/>
04. U.S. military retirement disability	Yes <input type="checkbox"/> No <input type="checkbox"/>	Yes <input type="checkbox"/> No <input type="checkbox"/>	Yes <input type="checkbox"/> No <input type="checkbox"/>	Yes <input type="checkbox"/> No <input type="checkbox"/>
05. State or local gov't. employee disability	Yes <input type="checkbox"/> No <input type="checkbox"/>	Yes <input type="checkbox"/> No <input type="checkbox"/>	Yes <input type="checkbox"/> No <input type="checkbox"/>	Yes <input type="checkbox"/> No <input type="checkbox"/>
06. U.S. Railroad Retirement disability	Yes <input checked="" type="checkbox"/> No <input type="checkbox"/>	Yes <input checked="" type="checkbox"/> No <input type="checkbox"/>	Yes <input checked="" type="checkbox"/> No <input type="checkbox"/>	Yes <input checked="" type="checkbox"/> No <input type="checkbox"/>
07. Accident or disability insurance	Yes <input type="checkbox"/> No <input type="checkbox"/>	Yes <input type="checkbox"/> No <input type="checkbox"/>	Yes <input type="checkbox"/> No <input type="checkbox"/>	Yes <input type="checkbox"/> No <input type="checkbox"/>
08. Black Lung miner's disability	Yes <input type="checkbox"/> No <input type="checkbox"/>	Yes <input type="checkbox"/> No <input type="checkbox"/>	Yes <input type="checkbox"/> No <input type="checkbox"/>	Yes <input type="checkbox"/> No <input type="checkbox"/>
09. State temporary sickness	Yes <input type="checkbox"/> No <input type="checkbox"/>	Yes <input type="checkbox"/> No <input type="checkbox"/>	Yes <input type="checkbox"/> No <input type="checkbox"/>	Yes <input type="checkbox"/> No <input type="checkbox"/>
10. Other or don't know (Specify in notes)	Yes <input type="checkbox"/> No <input type="checkbox"/>	Yes <input type="checkbox"/> No <input type="checkbox"/>	Yes <input type="checkbox"/> No <input type="checkbox"/>	Yes <input type="checkbox"/> No <input type="checkbox"/>
(Complete 64D & 64E for first "Yes" in 64C) 64D. Income Source Code				
64E. How much did ... receive from ... (read source) during 1991? (Complete 64F and 64G for next income source marked or go to 64B for next person with "Yes" in either 62B or 63B or go to next page)	\$ <input type="text"/>	\$ <input type="text"/>	\$ <input type="text"/>	\$ <input type="text"/>
64F. Income Source Code				
64G. How much did ... receive from ... (read source) during 1991? (Go to 64B for next person with "Yes" in either 62B or 63B or go to next page)	\$ <input type="text"/>	\$ <input type="text"/>	\$ <input type="text"/>	\$ <input type="text"/>

NAME (Optional)				
LINE NUMBER (Item 18A)	Page 3	Page 4	Page 5	Page 6
65A. (Other than Social Security or VA benefits) During 1991 did anyone in this household receive any pension or retirement income from a previous employer or union (pause), or any other type of retirement income? Yes <input type="radio"/> No <input checked="" type="radio"/> (Go to next page)				
65B. Who received pension or retirement income? (Anyone else?) <i>(Complete 65C-65G for each person with a "Yes" in 65B)</i>	Yes <input type="radio"/> No <input type="radio"/>	Yes <input type="radio"/> No <input type="radio"/>	Yes <input type="radio"/> No <input type="radio"/>	Yes <input type="radio"/> No <input type="radio"/>
65C. What was the source of this income? (Any other pension or retirement income?)				
1. Company or union pension (inc. profit sharing)	Yes <input type="radio"/> No <input type="radio"/>	Yes <input type="radio"/> No <input type="radio"/>	Yes <input type="radio"/> No <input type="radio"/>	Yes <input type="radio"/> No <input type="radio"/>
2. Federal Government (Civil Service) retirement	Yes <input type="radio"/> No <input type="radio"/>	Yes <input type="radio"/> No <input type="radio"/>	Yes <input type="radio"/> No <input type="radio"/>	Yes <input type="radio"/> No <input type="radio"/>
3. U.S. Military retirement	Yes <input type="radio"/> No <input type="radio"/>	Yes <input type="radio"/> No <input type="radio"/>	Yes <input type="radio"/> No <input type="radio"/>	Yes <input type="radio"/> No <input type="radio"/>
4. State or local government pension	Yes <input checked="" type="radio"/> No <input type="radio"/>	Yes <input checked="" type="radio"/> No <input type="radio"/>	Yes <input checked="" type="radio"/> No <input type="radio"/>	Yes <input checked="" type="radio"/> No <input type="radio"/>
5. U.S. Railroad Retirement	Yes <input type="radio"/> No <input type="radio"/>	Yes <input type="radio"/> No <input type="radio"/>	Yes <input type="radio"/> No <input type="radio"/>	Yes <input type="radio"/> No <input type="radio"/>
6. Regular payments from annuities or paid up insurance policies	Yes <input type="radio"/> No <input type="radio"/>	Yes <input type="radio"/> No <input type="radio"/>	Yes <input type="radio"/> No <input type="radio"/>	Yes <input type="radio"/> No <input type="radio"/>
7. Regular payments from IRA, KEOGH, or 401 (k) accounts	Yes <input type="radio"/> No <input type="radio"/>	Yes <input type="radio"/> No <input type="radio"/>	Yes <input type="radio"/> No <input type="radio"/>	Yes <input type="radio"/> No <input type="radio"/>
8. Other or don't know (Specify in notes)	Yes <input type="radio"/> No <input type="radio"/>	Yes <input type="radio"/> No <input type="radio"/>	Yes <input type="radio"/> No <input type="radio"/>	Yes <input type="radio"/> No <input type="radio"/>
<i>(Complete 65D and 65E for first "Yes" in 65C)</i>				
65D. INCOME SOURCE CODE				
65E. How much did ... receive from _____ (read source) during 1991? <i>(Fill 65F and 65G for next income source marked or go to 65C for next person with "Yes" in 65B or Skip to next page)</i>	\$ <input type="text"/>	\$ <input type="text"/>	\$ <input type="text"/>	\$ <input type="text"/>
65F. INCOME SOURCE CODE				
65G. How much did ... receive from _____ (read source) during 1991? <i>(Go to 65C for next person with "Yes" in 65B or go to next page)</i>	\$ <input type="text"/>	\$ <input type="text"/>	\$ <input type="text"/>	\$ <input type="text"/>
NOTES:				

NAME (Optional)				
LINE NUMBER (Item 18A)	Page 3	Page 4	Page 5	Page C
<p>66. AT ANYTIME DURING 1991 DID ANYONE IN THIS HOUSEHOLD:</p> <p>66A. Have money in any kind of savings account or money market fund?</p> <p>Yes <input type="checkbox"/> No <input type="checkbox"/></p> <p>Have any bonds, treasury notes, IRA's or certificates of deposit? Yes <input type="checkbox"/> No <input checked="" type="checkbox"/></p> <p>Have an interest earning checking account or any other investments which pay interest? Yes <input type="checkbox"/> No <input type="checkbox"/></p> <p>(If "Yes" marked in any, ask 66B; otherwise skip to 67A)</p>				
<p>66B. Which members of this household had...? (Anyone else?) (Include each in cases of joint accounts or ownership)</p> <p>(Ask 66C for each person with "Yes" in 66B)</p> <p>66C. How much did... receive in interest from these sources during 1991 including even small amounts credited to accounts? (Separate amounts for joint ownership)</p> <p>(Ask 66C for next person with "Yes" in 66B or ask 67)</p>	<p>Yes No</p> <p>\$ <input type="text"/></p> <p>Already included <input checked="" type="checkbox"/></p>	<p>Yes No</p> <p>\$ <input type="text"/></p> <p>Already included <input checked="" type="checkbox"/></p>	<p>Yes No</p> <p>\$ <input type="text"/></p> <p>Already included <input checked="" type="checkbox"/></p>	<p>Yes No</p> <p>\$ <input type="text"/></p> <p>Already included <input checked="" type="checkbox"/></p>
<p>67. AT ANYTIME DURING 1991 DID ANYONE IN THIS HOUSEHOLD:</p> <p>67A. Own any shares of stock in corporations (public) or any mutual fund shares?</p> <p>Yes <input type="checkbox"/> No <input checked="" type="checkbox"/> (Skip to 68A)</p>				
<p>67B. Which members of this household? (Anyone else?) (Include each in cases of joint ownership)</p> <p>(Ask 67C for each person with "Yes" in 67B)</p> <p>67C. How much did... receive in dividends from stocks (mutual funds) during 1991? (separate amounts for joint ownership)</p> <p>Ask 67C for next person marked "Yes" in 67B or ask 68)</p>	<p>Yes No</p> <p>\$ <input type="text"/></p> <p>None <input checked="" type="checkbox"/></p> <p>Already included <input type="checkbox"/></p>	<p>Yes No</p> <p>\$ <input type="text"/></p> <p>None <input checked="" type="checkbox"/></p> <p>Already included <input type="checkbox"/></p>	<p>Yes No</p> <p>\$ <input type="text"/></p> <p>None <input checked="" type="checkbox"/></p> <p>Already included <input type="checkbox"/></p>	<p>Yes No</p> <p>\$ <input type="text"/></p> <p>None <input checked="" type="checkbox"/></p> <p>Already included <input type="checkbox"/></p>
<p>68. DURING 1991 DID ANYONE IN THIS HOUSEHOLD:</p> <p>68A. Own any land, business property, apartments, or houses which were rented to others?</p> <p>Yes <input type="checkbox"/> No <input type="checkbox"/></p> <p>Receive income from royalties or from roomers or boarders? (Exclude amounts paid by relatives) Yes <input checked="" type="checkbox"/> No <input type="checkbox"/></p> <p>Receive income from estates or trusts? (Exclude estates or trusts already reported) Yes <input type="checkbox"/> No <input type="checkbox"/></p> <p>(If "Yes" marked in any, ask 68B; otherwise skip to next page)</p>				
<p>68B. Who received this rent (income)? (Anyone else?) (Include each in case of joint ownership)</p> <p>(Ask 68C for each person with "Yes" in 68B)</p> <p>68C. How much did... receive in income from rent (roomers or boarders, estates, trusts, or royalties) after expenses for 1991? (Separate amounts for joint ownership)</p>	<p>Yes No</p> <p>\$ <input type="text"/></p> <p>Lost money <input type="checkbox"/></p> <p>Already included <input checked="" type="checkbox"/></p>	<p>Yes No</p> <p>\$ <input type="text"/></p> <p>Lost money <input type="checkbox"/></p> <p>Already included <input checked="" type="checkbox"/></p>	<p>Yes No</p> <p>\$ <input type="text"/></p> <p>Lost money <input type="checkbox"/></p> <p>Already included <input checked="" type="checkbox"/></p>	<p>Yes No</p> <p>\$ <input type="text"/></p> <p>Lost money <input type="checkbox"/></p> <p>Already included <input checked="" type="checkbox"/></p>

NAME (Optional)				
LINE NUMBER (Item 18A)	Page 3	Page 4	Page 5	Page 6
69A. During 1991 did anyone in this household attend school beyond the high school level including a college, university or other schools (including vocational, business, or trade schools)? Yes <input type="checkbox"/> 7 No <input type="checkbox"/> (Go to next page) <input checked="" type="checkbox"/>				
69B. Did anyone receive any educational assistance for tuition, fees, books, or living expenses during 1991? (Exclude loans, assistance from household members, and VA educational benefits) Yes <input type="checkbox"/> 7 No <input type="checkbox"/> (Go to next page) <input checked="" type="checkbox"/>				
69C. Which member received assistance? (Anyone else?)	Yes <input type="checkbox"/> No <input type="checkbox"/>	Yes <input type="checkbox"/> No <input type="checkbox"/>	Yes <input type="checkbox"/> No <input type="checkbox"/>	Yes <input type="checkbox"/> No <input type="checkbox"/>
(Complete 69D to 69H for each person with "Yes" in 69C)				
69D. What type of assistance did ... receive? (Any other assistance?)				
1. Pell Grant	Yes <input type="checkbox"/> No <input type="checkbox"/>	Yes <input type="checkbox"/> No <input type="checkbox"/>	Yes <input type="checkbox"/> No <input type="checkbox"/>	Yes <input type="checkbox"/> No <input type="checkbox"/>
2. Some other government assistance	Yes <input checked="" type="checkbox"/> No <input type="checkbox"/>	Yes <input checked="" type="checkbox"/> No <input type="checkbox"/>	Yes <input checked="" type="checkbox"/> No <input type="checkbox"/>	Yes <input checked="" type="checkbox"/> No <input type="checkbox"/>
3. Scholarships, grants, etc.	Yes <input type="checkbox"/> No <input type="checkbox"/>	Yes <input type="checkbox"/> No <input type="checkbox"/>	Yes <input type="checkbox"/> No <input type="checkbox"/>	Yes <input type="checkbox"/> No <input type="checkbox"/>
4. Other assistance (employers, friends, etc.) (Exclude assistance from household members)	Yes <input type="checkbox"/> No <input type="checkbox"/>	Yes <input type="checkbox"/> No <input type="checkbox"/>	Yes <input type="checkbox"/> No <input type="checkbox"/>	Yes <input type="checkbox"/> No <input type="checkbox"/>
69E. CHECK ITEM Pell Grant marked "YES" in 69D?	Yes <input type="checkbox"/> (Ask 69F) No <input type="checkbox"/> (Skip to 69H)	Yes <input type="checkbox"/> (Ask 69F) No <input type="checkbox"/> (Skip to 69H)	Yes <input type="checkbox"/> (Ask 69F) No <input type="checkbox"/> (Skip to 69H)	Yes <input type="checkbox"/> (Ask 69F) No <input type="checkbox"/> (Skip to 69H)
69F. How much did ... receive in Pell Grants during 1991?	\$ <input type="text"/>	\$ <input type="text"/>	\$ <input type="text"/>	\$ <input type="text"/>
69G. CHECK ITEM Sources other than Pell Grant marked "YES" in 69D?	Yes <input type="checkbox"/> (Ask 69H) No <input type="checkbox"/> (Skip to next person marked "Yes" in 69C or Go to next page)	Yes <input type="checkbox"/> (Ask 69H) No <input type="checkbox"/> (Skip to next person marked "Yes" in 69C or Go to next page)	Yes <input type="checkbox"/> (Ask 69H) No <input type="checkbox"/> (Skip to next person marked "Yes" in 69C or Go to next page)	Yes <input type="checkbox"/> (Ask 69H) No <input type="checkbox"/> (Skip to next person marked "Yes" in 69C or Go to next page)
69H. How much did ... receive in (other) educational assistance during 1991? (Go to 69D for next person marked "Yes" in 69C or Go to next page)	\$ <input type="text"/>	\$ <input type="text"/>	\$ <input type="text"/>	\$ <input type="text"/>

NOTES:


NAME (Optional)	Page 3	Page 4	Page 5	Page 6
LINE NUMBER (Item 18A)				
70. DURING 1991 DID ANYONE IN THIS HOUSEHOLD RECEIVE: 70A. Any child support payments? Yes <input checked="" type="checkbox"/> No <input type="checkbox"/> (Skip to 71A)				
70B. Who received these payments? (Anyone else?) (Complete 70C for each person with a "Yes" in 70B)	Yes <input type="checkbox"/> No <input type="checkbox"/>	Yes <input type="checkbox"/> No <input type="checkbox"/>	Yes <input type="checkbox"/> No <input type="checkbox"/>	Yes <input type="checkbox"/> No <input type="checkbox"/>
70C. How much did . . . receive in child support payments? (Ask 70C for next person with "Yes" in 70B or ask 71)	\$ <input type="text"/>	\$ <input type="text"/>	\$ <input type="text"/>	\$ <input type="text"/>
71. DURING 1991 DID ANYONE IN THIS HOUSEHOLD RECEIVE: 71A. Any alimony payments? Yes <input checked="" type="checkbox"/> No <input type="checkbox"/> (Skip to 72A)				
71B. Who received these payments during 1991? (Anyone else?) (Complete 71C for each person with a "Yes" in 71B)	Yes <input type="checkbox"/> No <input type="checkbox"/>	Yes <input type="checkbox"/> No <input type="checkbox"/>	Yes <input type="checkbox"/> No <input type="checkbox"/>	Yes <input type="checkbox"/> No <input type="checkbox"/>
71C. How much did . . . receive in alimony payments during 1991? (Ask 71C for next person with "Yes" in 71B or ask 72)	\$ <input type="text"/>	\$ <input type="text"/>	\$ <input type="text"/>	\$ <input type="text"/>
72. DURING 1991 DID ANYONE IN THIS HOUSEHOLD RECEIVE: 72A. Any (other) regular financial assistance from friends or relatives not living in this household? (Do not include loans) Yes <input checked="" type="checkbox"/> No <input type="checkbox"/> (Skip to 73)				
72B. Who receive this assistance? (Anyone else?) (Ask 72C for each person with a "Yes" in 72B)	Yes <input type="checkbox"/> No <input type="checkbox"/>	Yes <input type="checkbox"/> No <input type="checkbox"/>	Yes <input type="checkbox"/> No <input type="checkbox"/>	Yes <input type="checkbox"/> No <input type="checkbox"/>
72C. How much assistance did . . . receive during 1991?	\$ <input type="text"/>	\$ <input type="text"/>	\$ <input type="text"/>	\$ <input type="text"/>
73. Sometimes people forget about small amounts of income, or income received for only part of the year. Did anyone in this household receive income from: 73A. Hobbies, home businesses, farms, or business interests not already covered? Yes <input type="checkbox"/> No <input type="checkbox"/> Any unemployment compensation, welfare, or any other money income not already covered? Yes <input checked="" type="checkbox"/> No <input type="checkbox"/> (If "Yes" marked in any, ask 73B, otherwise go to next page)	<input checked="" type="checkbox"/>	<input checked="" type="checkbox"/>	<input checked="" type="checkbox"/>	<input checked="" type="checkbox"/>
73B. Who received this income? (Anyone else?) (Complete 73C & 73D for each person with a "Yes" in 73B)	Yes <input type="checkbox"/> No <input type="checkbox"/>	Yes <input type="checkbox"/> No <input type="checkbox"/>	Yes <input type="checkbox"/> No <input type="checkbox"/>	Yes <input type="checkbox"/> No <input type="checkbox"/>
73C. What was the source of this income? (Specify)				
73D. How much did . . . receive (Altogether) in 1991? (Go to 73C for next person with "Yes" in 73B or go to next page)	\$ <input type="text"/>	\$ <input type="text"/>	\$ <input type="text"/>	\$ <input type="text"/>



NAME (Optional)	Page 3	Page 4	Page 5	Page 6
LINE NUMBER (Item 18A)				
74. There are several government programs which provide medical care or help pay medical bills. During 1991 was anyone in this household covered by:				
74A. Medicare (for the disabled and elderly)? Yes <input checked="" type="checkbox"/> No (Skip to 74C)				
74B. Who was that? (Anyone else?)	Yes <input type="checkbox"/> No <input type="checkbox"/>	Yes <input type="checkbox"/> No <input type="checkbox"/>	Yes <input type="checkbox"/> No <input type="checkbox"/>	Yes <input type="checkbox"/> No <input type="checkbox"/>
74C. Medicaid (for the needy)? Yes <input checked="" type="checkbox"/> No (Skip to 74E)				
74D. Who was that? (Anyone else?)	Yes <input type="checkbox"/> No <input type="checkbox"/>	Yes <input type="checkbox"/> No <input type="checkbox"/>	Yes <input type="checkbox"/> No <input type="checkbox"/>	Yes <input type="checkbox"/> No <input type="checkbox"/>
74E. CHAMPUS, VA, or military health care? Yes <input checked="" type="checkbox"/> No (Skip to 75A)				
74F. Who was that? (Anyone else?)	Yes <input type="checkbox"/> No <input type="checkbox"/>	Yes <input type="checkbox"/> No <input type="checkbox"/>	Yes <input type="checkbox"/> No <input type="checkbox"/>	Yes <input type="checkbox"/> No <input type="checkbox"/>
75A. Other than government sponsored policies, health insurance can be obtained privately or through a current or former employer or union. Was anyone in this household covered by health insurance of this type at any time during 1991? Yes <input checked="" type="checkbox"/> No (Skip to 76)				
75B. Who was that? (Anyone else?)	Yes <input type="checkbox"/> No <input type="checkbox"/>	Yes <input type="checkbox"/> No <input type="checkbox"/>	Yes <input type="checkbox"/> No <input type="checkbox"/>	Yes <input type="checkbox"/> No <input type="checkbox"/>
(Complete 75C-F for each person with a "Yes" in 75B) 75C. Was ...'s health insurance coverage from a plan in ...'s own name?	Yes (Ask 75D) No (Go to next person with a "Yes" in 75B or Skip to 76)	Yes (Ask 75D) No (Go to next person with a "Yes" in 75B or Skip to 76)	Yes (Ask 75D) No (Go to next person with a "Yes" in 75B or Skip to 76)	Yes (Ask 75D) No (Go to next person with a "Yes" in 75B or Skip to 76)
75D. Was this health insurance plan offered through ...'s current or former employer or union?	Yes (Ask 75E) <input checked="" type="checkbox"/> No (Skip to 75F)	Yes (Ask 75E) <input type="checkbox"/> No (Skip to 75F)	Yes (Ask 75E) <input checked="" type="checkbox"/> No (Skip to 75F)	Yes (Ask 75E) <input type="checkbox"/> No (Skip to 75F)
75E. Did ...'s employer or union pay for all, part, or none of the cost of this plan?	All <input type="checkbox"/> Part <input type="checkbox"/> None <input type="checkbox"/>	All <input type="checkbox"/> Part <input type="checkbox"/> None <input type="checkbox"/>	All <input type="checkbox"/> Part <input type="checkbox"/> None <input type="checkbox"/>	All <input type="checkbox"/> Part <input type="checkbox"/> None <input type="checkbox"/>
75F. What other persons were covered by this health insurance policy? (Mark all that apply) (Go to 75C for next person with "Yes" in 75B or go to 76)	Spouse <input type="checkbox"/> Child(ren) in household <input type="checkbox"/> Child(ren) not in the household <input checked="" type="checkbox"/> Other <input type="checkbox"/> No one <input type="checkbox"/>	Spouse <input type="checkbox"/> Child(ren) in household <input type="checkbox"/> Child(ren) not in the household <input checked="" type="checkbox"/> Other <input type="checkbox"/> No one <input type="checkbox"/>	Spouse <input type="checkbox"/> Child(ren) in household <input type="checkbox"/> Child(ren) not in the household <input type="checkbox"/> Other <input type="checkbox"/> No one <input type="checkbox"/>	Spouse <input type="checkbox"/> Child(ren) in household <input type="checkbox"/> Child(ren) not in the household <input checked="" type="checkbox"/> Other <input type="checkbox"/> No one <input type="checkbox"/>
76. CHECK ITEM Who worked last year? (Yes in 29A or 29B)	Yes <input type="checkbox"/> No <input type="checkbox"/>	Yes <input type="checkbox"/> No <input type="checkbox"/>	Yes <input type="checkbox"/> No <input type="checkbox"/>	Yes <input type="checkbox"/> No <input type="checkbox"/>
(Complete 76A-76B for each person with "Yes" in 76) 76A. Other than Social Security did the (any) employer or union that ... worked for in 1991 have a pension or other type of retirement plan for any of its employees?	Yes (Ask 76B) <input type="checkbox"/> No (Go to next person with "Yes" in 76 or Skip to 77 on page 1) <input checked="" type="checkbox"/>	Yes (Ask 76B) <input type="checkbox"/> No (Go to next person with "Yes" in 76 or Skip to 77 on page 1) <input checked="" type="checkbox"/>	Yes (Ask 76B) <input type="checkbox"/> No (Go to next person with "Yes" in 76 or Skip to 77 on page 1) <input type="checkbox"/>	Yes (Ask 76B) <input type="checkbox"/> No (Go to next person with "Yes" in 76 or Skip to 77 on page 1) <input checked="" type="checkbox"/>
76B. Was ... included in that plan? (Go to 76A for next person with "Yes" in item 76 or Skip to item 77 on Page 1)	Yes <input type="checkbox"/> No <input type="checkbox"/>	Yes <input type="checkbox"/> No <input type="checkbox"/>	Yes <input type="checkbox"/> No <input type="checkbox"/>	Yes <input type="checkbox"/> No <input type="checkbox"/>
NOTES:				

This page is left blank intentionally.

Facsimile of April Questionnaire

<p>CHECK ITEM</p> <p>Only CPS-1 for household <input type="checkbox"/></p> <p>First CPS-1 of continuation h'hd ... <input type="checkbox"/></p> <p>Second CPS-1 of continuation h'hd ... <input type="checkbox"/></p> <p>Third, fourth, and 5th CPS-1 <input type="checkbox"/></p>	<p>FORM CPS-1</p>  <p>U.S. DEPARTMENT OF COMMERCE Bureau of the Census</p> <p>CURRENT POPULATION SURVEY</p> <p><i>Form Approved - D.M.B. No. 1220-0100 - Expires 12-31-93</i></p> <p>Fosdic 26.1:1</p>	<p>CONTROL NUMBER</p> <p>PSU SEGMENT SERIAL</p>
---	--	---

LINE NO. OF H'HL'D RESP. _____

NON H'HL'D RESPONDENT
(Specify and Send Intercomm for interviewed household)

INTERVIEW

ANY ENTRY OTHER THAN NEVER WORKED IN ITEMS (Yes No
 23A-E in this CPS-1.....

NONINTERVIEW

TYPE A

TYPE B

TYPE C

(SEND INTER COMM FOR TYPE A AND C)

TELEPHONE HOLD
(Mark this box for office "telephone hold" cases only)

CURRENT

POPULATION

SURVEY

APRIL 1992

CHILDREN'S (0-14 years old) TRANSCRIPTION ITEMS
(If more than 4 children in household, use continuation CPS-1 document.)

FIRST CHILD					
18A. LINE NO.	18B. RELATIONSHIP TO REFERENCE PERSON (Control Card Item 14b)	18C. PARENT'S LINE NUMBER	18D. AGE	18G1. SEX	18J. ORIGIN
				Male 1 Female 2	
	Natural/Adopted Child 05 <input type="radio"/>		1 1		
	Step Child 06 <input type="radio"/>		2 2		
	Grandchild 07 <input type="radio"/>		3 3		
	Brother/Sister 0 <input type="radio"/>		4 4		
	Other Rel. of ref. person 10 <input type="radio"/>		5 5		
	Foster Child 11 <input type="radio"/>		6 6		
	Non-rel. of Ref. Person WITH OWN rel. in H'hld. 12 <input type="radio"/>		7 7		
	Non-rel. of Ref. Person with NO OWN rel. in H'hld. 14 <input type="radio"/>	None	8 8		
			9 9		
				18I. RACE	
				White 1	
				Black 2	
				Amer. Indian, Aleut, Eskimo 3	
				Asian or Pacific Islander 4	
				Other 5	

SECOND CHILD					
18A. LINE NO.	18B. RELATIONSHIP TO REFERENCE PERSON (Control Card item 14b)	18C. PARENT'S LINE NUMBER	18D. AGE	18G1. SEX	18J. ORIGIN
				Male 1 Female 2	
	Natural/Adopted Child 05 <input type="radio"/>		1 1		
	Step Child 06 <input type="radio"/>		2 2		
	Grandchild 07 <input type="radio"/>		3 3		
	Brother/Sister 0 <input type="radio"/>		4 4		
	Other Rel. of ref. person 10 <input type="radio"/>		5 5		
	Foster Child 11 <input type="radio"/>		6 6		
	Non-rel. of Ref. Person WITH OWN rel. in H'hld. 12 <input type="radio"/>		7 7		
	Non-rel. of Ref. Person with NO OWN rel. in H'hld. 14 <input type="radio"/>	None	8 8		
			9 9		
				18I. RACE	
				White 1	
				Black 2	
				Amer. Indian, Aleut, Eskimo 3	
				Asian or Pacific Islander 4	
				Other 5	

THIRD CHILD					
18A. LINE NO.	18B. RELATIONSHIP TO REFERENCE PERSON (Control Card Item 14b)	18C. PARENT'S LINE NUMBER	18D. AGE	18G1. SEX	18J. ORIGIN
				Male 1 Female 2	
	Natural/Adopted Child 05 <input type="radio"/>		1 1		
	Step Child 06 <input type="radio"/>		2 2		
	Grandchild 07 <input type="radio"/>		3 3		
	Brother/Sister 0 <input type="radio"/>		4 4		
	Other Rel. of ref. person 10 <input type="radio"/>		5 5		
	Foster Child 11 <input type="radio"/>		6 6		
	Non-rel. of Ref. Person WITH OWN rel. in H'hld. 12 <input type="radio"/>		7 7		
	Non-rel. of Ref. Person with NO OWN rel. in H'hld. 14 <input type="radio"/>	None	8 8		
			9 9		
				18I. RACE	
				White 1	
				Black 2	
				Amer. Indian, Aleut, Eskimo 3	
				Asian or Pacific Islander 4	
				Other 5	

FOURTH CHILD					
18A. LINE NO.	18B. RELATIONSHIP TO REFERENCE PERSON (Control Card Item 14b)	18C. PARENT'S LINE NUMBER	18D. AGE	18G1. SEX	18J. ORIGIN
				Male 1 Female 2	
	Natural/Adopted Child 05 <input type="radio"/>		1 1		
	Step Child 06 <input type="radio"/>		2 2		
	Grandchild 07 <input type="radio"/>		3 3		
	Brother/Sister 0 <input type="radio"/>		4 4		
	Other Rel. of ref. person 10 <input type="radio"/>		5 5		
	Foster Child 11 <input type="radio"/>		6 6		
	Non-rel. of Ref. Person WITH OWN rel. in H'hld. 12 <input type="radio"/>		7 7		
	Non-rel. of Ref. Person with NO OWN rel. in H'hld. 14 <input type="radio"/>	None	8 8		
			9 9		
				18I. RACE	
				White 1	
				Black 2	
				Amer. Indian, Aleut, Eskimo 3	
				Asian or Pacific Islander 4	
				Other 5	

ARMED FORCES MEMBERS TRANSCRIPTION ITEMS
(Fill only in interviewed households for persons with "AF" in C.C. Item 22. If more than 2 AF persons in household, use continuation CPS-1 document.)

FIRST ARMED FORCES MEMBER				
18A. LINE NO.	18B. RELATIONSHIP TO REFERENCE PERSON	18C. PARENT'S LINE NUMBER	18D. AGE	18E. MARITAL STATUS
				Married — spouse present (Fill 18F) Married — spouse absent (Exclude separated) Widowed (Skip to 18G1) Divorced (Skip to 18G1) Separated Never married
	Ref. Person WITH rel. in H'hld. 01 <input type="radio"/>			
	Ref. person with NO rel. in H'hld. 02 <input type="radio"/>			
	Husband 03 <input type="radio"/>			
	Wife 04 <input type="radio"/>			
	Natural/Adopted Child 05 <input type="radio"/>			
	Step Child 06 <input type="radio"/>			
	Grandchild 07 <input type="radio"/>			
	Parent 08 <input type="radio"/>			
	Brother/Sister 09 <input type="radio"/>			
	Other rel. of Ref. Person 10 <input type="radio"/>			
	Foster Child 11 <input type="radio"/>			
	Non-rel. of Ref. Person WITH OWN rel. in H'hld. 12 <input type="radio"/>	None		
	Partner/Roommate 13 <input type="radio"/>			
	Non-rel. of Ref. Person (other than partner/roommate) with NO OWN rel. in H'hld. 14 <input type="radio"/>			

18F. SPOUSE'S LINE NO.	18G1. SEX	18H. EDUCATIONAL ATTAINMENT	18I. RACE	18J. ORIGIN
	Male		White	
	Female		Black	
			Amer. Indian, Aleut, Eskimo	
			Asian or Pacific Isl.	
			Other	

SECOND ARMED FORCES MEMBER				
18A. LINE NO.	18B. RELATIONSHIP TO REFERENCE PERSON	18C. PARENT'S LINE NUMBER	18D. AGE	18E. MARITAL STATUS
				Married — spouse present (Fill 18F) Married — spouse absent (Exclude separated) Widowed (Skip to 18G1) Divorced (Skip to 18G1) Separated Never married
	Ref. Person WITH rel. in H'hld. 01 <input type="radio"/>			
	Ref. person with NO rel. in H'hld. 02 <input type="radio"/>			
	Husband 03 <input type="radio"/>			
	Wife 04 <input type="radio"/>			
	Natural/Adopted Child 05 <input type="radio"/>			
	Step Child 06 <input type="radio"/>			
	Grandchild 07 <input type="radio"/>			
	Parent 08 <input type="radio"/>			
	Brother/Sister 09 <input type="radio"/>			
	Other rel. of Ref. Person 10 <input type="radio"/>			
	Foster Child 11 <input type="radio"/>			
	Non-rel. of Ref. Person WITH OWN rel. in H'hld. 12 <input type="radio"/>	None		
	Partner/Roommate 13 <input type="radio"/>			
	Non-rel. of Ref. Person (other than partner/roommate) with NO OWN rel. in H'hld. 14 <input type="radio"/>			

18F. SPOUSE'S LINE NO.	18G1. SEX	18H. EDUCATIONAL ATTAINMENT	18I. RACE	18J. ORIGIN
	Male		White	
	Female		Black	
			Amer. Indian, Aleut, Eskimo	
			Asian or Pacific Isl.	
			Other	

<p>18. LINE NUMBER</p> <p>19. What was ... doing most of LAST WEEK -</p> <p>Working <input checked="" type="checkbox"/> Keeping house <input type="checkbox"/> Going to school <input type="checkbox"/> or something else?</p> <p>Working (Skip to 20A) ... WK <input type="checkbox"/> With a job but not at work ... J <input type="checkbox"/> Looking for work ... LK <input type="checkbox"/> Keeping house ... H <input type="checkbox"/> Going to school ... S <input type="checkbox"/> Unable to work (Skip to 24) ... U <input type="checkbox"/> Retired ... R <input type="checkbox"/> Other (Specify) ... OT <input type="checkbox"/></p>	<p>20. Did ... do any work at all LAST WEEK, not counting work around the house? (Note: If farm or business operator in hh., ask about unpaid work.)</p> <p>Yes <input type="checkbox"/> No <input type="checkbox"/> (Go to 21)</p> <p>20A. How many hours did ... work LAST WEEK at all jobs?</p> <p>0 <input type="checkbox"/> 1 <input type="checkbox"/> 2 <input type="checkbox"/> 3 <input type="checkbox"/> 4 <input type="checkbox"/> 5 <input type="checkbox"/> 6 <input type="checkbox"/> 7 <input type="checkbox"/> 8 <input type="checkbox"/> 9 <input type="checkbox"/></p> <p>20B. CHECK ITEM</p> <p>49+ (Skip to Item 23) <input type="checkbox"/> 1-34 (Go to 20C) <input type="checkbox"/> 35-48 (Go to 20D) <input type="checkbox"/></p> <p>20D. Did ... lose any time or take any time off LAST WEEK for any reason such as illness, holiday or slack work?</p> <p>Yes <input type="checkbox"/> No <input type="checkbox"/> How many hours did ... take off? <input type="checkbox"/></p> <p>(Correct 20A if last time not already deducted; if 20A reduced below 35, correct 20B and fill 20C)</p> <p>No <input type="checkbox"/> (Skip to 20E)</p> <p>20E. Did ... work any overtime or at more than one job LAST WEEK?</p> <p>Yes <input type="checkbox"/> No <input type="checkbox"/> How many extra hours did ... work? <input type="checkbox"/></p> <p>(Correct 20A and 20B as necessary if extra hours not already included and skip to 23.)</p> <p>No <input type="checkbox"/> (Skip to 23)</p>	<p>21. (If J in 19, skip to 21A.) Did ... have a job or business from which he/she was temporarily absent or on layoff LAST WEEK?</p> <p>Yes <input type="checkbox"/> No <input type="checkbox"/> (Go to 22)</p> <p>21A. Why was ... absent from work LAST WEEK?</p> <p>Own illness ... <input type="checkbox"/> On vacation ... <input type="checkbox"/> Bad weather ... <input type="checkbox"/> Labor dispute ... <input type="checkbox"/> New job to begin within 30 days (Skip to 22B and 22C2) <input type="checkbox"/> Temporary layoff (Under 30 days) <input type="checkbox"/> Indefinite layoff (30 days or more or no def. recall date) (Skip to 22C3) <input type="checkbox"/> Other (Specify) ... <input type="checkbox"/></p> <p>21B. Is ... receiving wages or salary from his/her employer for any of the time off LAST WEEK?</p> <p>Yes <input type="checkbox"/> No <input type="checkbox"/></p> <p>21C. Does ... usually work 35 hours or more a week at this job?</p> <p>Yes <input type="checkbox"/> No <input type="checkbox"/> (Skip to 23 and enter job held last week)</p>	<p>22. (If LK in 19, Skip to 22A.) Has ... been looking for work during the past 4 weeks?</p> <p>Yes <input type="checkbox"/> No <input type="checkbox"/> (Go to 24)</p> <p>22A. What has ... been doing in the last 4 weeks to find work? (Mark all methods used; do not read list.)</p> <p>Checked pub. employ. agency <input type="checkbox"/> with - pvt. employ. agency <input type="checkbox"/> employer directly <input type="checkbox"/> friends or relatives <input type="checkbox"/> Placed or answered ads. <input type="checkbox"/> Nothing (Skip to 24) <input type="checkbox"/> Other (Specify in notes, e.g., JTPA, union or prof. register, etc.) <input type="checkbox"/></p> <p>22B. At the time ... started looking for work, was it because he/she lost or quit a job or was there some other reason?</p> <p>Lost job <input type="checkbox"/> Quit job <input type="checkbox"/> Left school <input type="checkbox"/> Wanted temporary work <input type="checkbox"/> Change in home or family responsibilities <input type="checkbox"/> Left military service <input type="checkbox"/> Other (Specify in notes) <input type="checkbox"/></p> <p>22C. 1) How many weeks has ... been looking for work?</p> <p>2) How many weeks ago did ... start looking for work? <input type="checkbox"/></p> <p>3) How many weeks ago was ... laid off? <input type="checkbox"/></p> <p>22D. Has ... been looking for full-time or part-time work?</p> <p>Full <input type="checkbox"/> Part <input type="checkbox"/></p> <p>22E. Could ... have taken a job LAST WEEK if one had been offered?</p> <p>Yes <input type="checkbox"/> No <input type="checkbox"/> Why not?</p> <p>Already has a job <input type="checkbox"/> Temporary illness <input type="checkbox"/> Going to school <input type="checkbox"/> Other (Specify in notes) <input type="checkbox"/></p> <p>22F. When did ... last work at a full-time job or business lasting 2 consecutive weeks or more?</p> <p>Within last 12 months (Specify) ... (Month) <input type="checkbox"/> One to five years ago <input type="checkbox"/> More than 5 years ago <input type="checkbox"/> Never worked full-time 2 wks. or more <input type="checkbox"/> Never worked at all <input type="checkbox"/> (SKIP to 23. If layoff entered in 21A, enter job, either full or part time, from which laid off. Else enter last full time job lasting 2 weeks or more, or "never worked.")</p>	<p>24. CHECK ITEM (Rotation number)</p> <p>First digit of SEGMENT number is:</p> <p>0 1, 3, 4, 5, 7 or 8 (Skip to 26) <input type="checkbox"/> 2 or 6 (Go to 24A) <input type="checkbox"/></p> <p>24A. When did ... last work for pay at a regular job or business, either full- or part-time?</p> <p>Within past 12 months <input type="checkbox"/> 1 up to 2 years ago <input type="checkbox"/> 2 up to 3 years ago <input type="checkbox"/> (Go to 24B) 3 up to 4 years ago <input type="checkbox"/> 4 up to 5 years ago <input type="checkbox"/> 5 or more years ago <input type="checkbox"/> (Skip to 24C) Never worked <input type="checkbox"/></p> <p>24B. Why did ... leave that job?</p> <p>Personal, family (incl. pregnancy) or school <input type="checkbox"/> Health <input type="checkbox"/> Retirement or old age <input type="checkbox"/> Seasonal job completed <input type="checkbox"/> Slack work or business conditions <input type="checkbox"/> Temporary nonseasonal job completed <input type="checkbox"/> Unsatisfactory work arrangements (Hours, pay, etc.) <input type="checkbox"/> Other <input type="checkbox"/></p> <p>24C. Does ... want a regular job now, either full- or part-time?</p> <p>Yes <input type="checkbox"/> (Go to 24D) Maybe - it depends <input type="checkbox"/> (Specify in notes) No <input type="checkbox"/> (Skip to 24E) Don't know <input type="checkbox"/></p> <p>24D. What are the reasons ... is not looking for work? (Mark each reason mentioned)</p> <p>Believes no work available in line of work or area <input type="checkbox"/> Couldn't find any work <input type="checkbox"/> Lacks nec. schooling, training, skills or experience <input type="checkbox"/> Employers think too young or too old <input type="checkbox"/> Other pers. handicap in finding job <input type="checkbox"/> Can't arrange child care <input type="checkbox"/> Family responsibilities <input type="checkbox"/> In school or other training <input type="checkbox"/> Ill health, physical disability <input type="checkbox"/> Other (Specify in notes) <input type="checkbox"/> Don't know <input type="checkbox"/></p> <p>24E. Does ... intend to look for work of any kind in the next 12 months?</p> <p>Yes <input type="checkbox"/> It depends (Specify in notes) <input type="checkbox"/> No <input type="checkbox"/> Don't know <input type="checkbox"/> (If entry in 24B, describe job in 23, otherwise, skip to 26)</p>	<p>25. CHECK ITEM (Rotation number)</p> <p>First digit of SEGMENT number is:</p> <p>0 1, 3, 4, 5, 7 or 8 (Skip to 26) <input type="checkbox"/> 2 or 6 (Go to 25A) <input type="checkbox"/></p> <p>25A. How many hours per week does ... USUALLY work at this job?</p> <p>0 <input type="checkbox"/> 1 <input type="checkbox"/> 2 <input type="checkbox"/> 3 <input type="checkbox"/> 4 <input type="checkbox"/> 5 <input type="checkbox"/> 6 <input type="checkbox"/> 7 <input type="checkbox"/> 8 <input type="checkbox"/> 9 <input type="checkbox"/></p> <p>25B. Is ... paid by the hour on this job?</p> <p>Yes <input type="checkbox"/> (Go to 25C) No <input type="checkbox"/> (Skip to 25D)</p> <p>25C. How much does ... earn per hour?</p> <p>Dollars <input type="checkbox"/> Cents <input type="checkbox"/></p> <p>\$ <input type="checkbox"/> <input type="checkbox"/> <input type="checkbox"/> <input type="checkbox"/> <input type="checkbox"/> <input type="checkbox"/> <input type="checkbox"/> <input type="checkbox"/> <input type="checkbox"/> <input type="checkbox"/></p> <p>(Ask 25D) REF <input type="checkbox"/></p> <p>25D. How much does ... USUALLY earn per week at this job BEFORE deductions? Include any overtime pay, commissions, or tips usually received.</p> <p>\$ <input type="checkbox"/> <input type="checkbox"/> <input type="checkbox"/> <input type="checkbox"/> <input type="checkbox"/> <input type="checkbox"/> <input type="checkbox"/> <input type="checkbox"/> <input type="checkbox"/> <input type="checkbox"/></p> <p>REF <input type="checkbox"/></p> <p>25E. On this job, is ... a member of a labor union or of an employee association similar to a union?</p> <p>Yes <input type="checkbox"/> (Skip to 26) No <input type="checkbox"/> (Ask 25F)</p> <p>25F. On this job, is ... covered by a union or employee association contract?</p> <p>Yes <input type="checkbox"/> (Go to 26) No <input type="checkbox"/></p>							
<p>20C. Does ... USUALLY work 35 hours or more a week at this job?</p> <p>Yes <input type="checkbox"/> What is the reason ... worked less than 35 hours LAST WEEK?</p> <p>No <input type="checkbox"/> What is the reason ... USUALLY works less than 35 hours a week?</p> <p>(Mark the appropriate reason)</p> <p>Slack work <input type="checkbox"/> Material shortage <input type="checkbox"/> Plant or machine repair <input type="checkbox"/> New job started during week <input type="checkbox"/> Job terminated during week <input type="checkbox"/> Could find only part-time work <input type="checkbox"/> Holiday (Legal or religious) <input type="checkbox"/> Labor dispute <input type="checkbox"/> Bad weather <input type="checkbox"/> Own illness <input type="checkbox"/> On vacation <input type="checkbox"/> Too busy with housework, school, personal bus., etc. <input type="checkbox"/> Did not want full-time work <input type="checkbox"/> Full-time work week under 35 hours <input type="checkbox"/> Other reason (Specify) <input type="checkbox"/></p> <p>(Skip to 23 and enter job worked at last week)</p>		<table border="1"> <thead> <tr> <th>INDUSTRY</th> <th>OCCUPATION</th> </tr> </thead> <tbody> <tr> <td>0 <input type="checkbox"/> 1 <input type="checkbox"/> 2 <input type="checkbox"/> 3 <input type="checkbox"/> 4 <input type="checkbox"/> 5 <input type="checkbox"/> 6 <input type="checkbox"/> 7 <input type="checkbox"/> 8 <input type="checkbox"/> 9 <input type="checkbox"/></td> <td>0 <input type="checkbox"/> 1 <input type="checkbox"/> 2 <input type="checkbox"/> 3 <input type="checkbox"/> 4 <input type="checkbox"/> 5 <input type="checkbox"/> 6 <input type="checkbox"/> 7 <input type="checkbox"/> 8 <input type="checkbox"/> 9 <input type="checkbox"/></td> </tr> <tr> <td>Ref. <input type="checkbox"/> Unc. <input type="checkbox"/></td> <td>Ref. <input type="checkbox"/> Unc. <input type="checkbox"/></td> </tr> </tbody> </table>		INDUSTRY	OCCUPATION	0 <input type="checkbox"/> 1 <input type="checkbox"/> 2 <input type="checkbox"/> 3 <input type="checkbox"/> 4 <input type="checkbox"/> 5 <input type="checkbox"/> 6 <input type="checkbox"/> 7 <input type="checkbox"/> 8 <input type="checkbox"/> 9 <input type="checkbox"/>	0 <input type="checkbox"/> 1 <input type="checkbox"/> 2 <input type="checkbox"/> 3 <input type="checkbox"/> 4 <input type="checkbox"/> 5 <input type="checkbox"/> 6 <input type="checkbox"/> 7 <input type="checkbox"/> 8 <input type="checkbox"/> 9 <input type="checkbox"/>	Ref. <input type="checkbox"/> Unc. <input type="checkbox"/>	Ref. <input type="checkbox"/> Unc. <input type="checkbox"/>	<p>23. DESCRIPTION OF JOB OR BUSINESS</p> <p>23A. For whom did ... work? (Name of company, business, organization or other employer.)</p> <p>23B. What kind of business or industry is this? (For example: TV and radio mfg., retail shoe store, State Labor Dept.)</p> <p>23C. What kind of work was ... doing? (For example: electrical engineer, stock clerk, typist, farmer.)</p> <p>23D. What were ...'s most important activities or duties at this job? (For example: types, keeps account books, files, sells cars, operates printing press, finishes concrete.)</p>	<p>23E. Was this person</p> <p>An employee of a PRIVATE Co, bus., or individual for wages, salary or comm. ... P <input type="checkbox"/> A FEDERAL government employee ... F <input type="checkbox"/> (Go to 23F) A STATE government employee ... S <input type="checkbox"/> A LOCAL government employee ... L <input type="checkbox"/> Self-empl. in OWN bus., prof. practice, or farm <input type="checkbox"/> Is the business incorporated? Yes <input type="checkbox"/> No <input type="checkbox"/> SE <input type="checkbox"/> Working WITHOUT PAY in fam. bus. or farm. ... WP <input type="checkbox"/> (Skip to 26) NEVER WORKED ... NEV <input type="checkbox"/></p>	<p>23F. CHECK ITEM</p> <p>Entry (or NA) in item 20A <input type="checkbox"/> (Go to 25 at top of page)</p> <p>Entry (or NA) in item 21B <input type="checkbox"/></p> <p>All other cases (Skip to 26)</p>
INDUSTRY	OCCUPATION											
0 <input type="checkbox"/> 1 <input type="checkbox"/> 2 <input type="checkbox"/> 3 <input type="checkbox"/> 4 <input type="checkbox"/> 5 <input type="checkbox"/> 6 <input type="checkbox"/> 7 <input type="checkbox"/> 8 <input type="checkbox"/> 9 <input type="checkbox"/>	0 <input type="checkbox"/> 1 <input type="checkbox"/> 2 <input type="checkbox"/> 3 <input type="checkbox"/> 4 <input type="checkbox"/> 5 <input type="checkbox"/> 6 <input type="checkbox"/> 7 <input type="checkbox"/> 8 <input type="checkbox"/> 9 <input type="checkbox"/>											
Ref. <input type="checkbox"/> Unc. <input type="checkbox"/>	Ref. <input type="checkbox"/> Unc. <input type="checkbox"/>											

18A. LINE NO.	18B. RELATIONSHIP TO REFERENCE PERSON	18C. PAR'S LINE NO.	18D. AGE	18E. MARITAL STATUS	18F. SPOUSE'S LINE NUMBER	18G1. SEX Male <input checked="" type="checkbox"/> Female <input type="checkbox"/>	18G2. VETERAN STATUS Veteran <input checked="" type="checkbox"/> Vietnam Era <input type="checkbox"/> Korean War <input type="checkbox"/> World War II <input type="checkbox"/> World War I <input type="checkbox"/> Other Service <input type="checkbox"/> Nonveteran <input type="checkbox"/>	18H. EDUCATIONAL ATTAINMENT	18I. RACE White <input type="checkbox"/> Black <input type="checkbox"/> Amer. Indian, Aleut, Eskimo <input type="checkbox"/> Asian or Pacific Isl. <input type="checkbox"/> Other <input type="checkbox"/>	18J. ORIGIN
01	Ref. Person WITH rel. in H'hld.	01								
02	Ref. person with NO rel. in H'hld.	02								
03	Husband			Married—spouse present						
04	Wife			Married—spouse absent (Exclude separated)						
05	Natural/Adopted Child			Widowed						
06	Step Child			Divorced						
07	Grandchild			Separated						
08	Parent			Never married						
09	Brother/Sister									
10	Other Rel. of Ref. Person									
11	Foster Child									
12	Non-rel. of Ref. Person WITH OWN rel. in H'hld.									
13	Partner/Roommate									
14	Non-rel. of Ref. Person (other than partner/roommate) with NO OWN rel. in H'hld.									

26. CHECK ITEM (Transcribe from control card item 18) This person is 16–24 years of age <input type="checkbox"/> (Ask 26A) All others <input type="checkbox"/> (Skip to 26C)	26A. (If 'School' in 19, Verify) LAST WEEK was ... attending or enrolled in a high school, college, or university? (Mark "Yes" if currently on holiday or seasonal vacation. Mark "No" for summer vacation.) Yes <input type="checkbox"/> (Verify) No <input type="checkbox"/> (Skip to 26C) High school <input type="checkbox"/> (Ask 26B) College or Univ. <input type="checkbox"/>	26B. Is ... enrolled in school as a full-time or part-time student? Full time <input type="checkbox"/> (Fill 26C) Part time <input type="checkbox"/>	26C. CHECK ITEM Who responded to the labor force items for this person? Self <input type="checkbox"/> Other <input type="checkbox"/> 7 Self/Other <input type="checkbox"/>	26. CHECK ITEM (Transcribe from control card item 18) This person is 16–24 years of age <input type="checkbox"/> (Ask 26A) All others <input type="checkbox"/> (Skip to 26C)	26A. (If 'School' in 19, Verify) LAST WEEK was ... attending or enrolled in a high school, college, or university? (Mark "Yes" if currently on holiday or seasonal vacation. Mark "No" for summer vacation.) Yes <input type="checkbox"/> (Verify) No <input type="checkbox"/> (Skip to 26C) High school <input type="checkbox"/> (Ask 26B) College or Univ. <input type="checkbox"/>	26B. Is ... enrolled in school as a full-time or part-time student? Full time <input type="checkbox"/> (Fill 26C) Part time <input type="checkbox"/>	26C. CHECK ITEM Who responded to the labor force items for this person? Self <input type="checkbox"/> Other <input type="checkbox"/> 7 Self/Other <input type="checkbox"/>
26. CHECK ITEM (Transcribe from control card item 18) This person is 16–24 years of age <input type="checkbox"/> (Ask 26A) All others <input type="checkbox"/> (Skip to 26C)	26A. (If 'School' in 19, Verify) LAST WEEK was ... attending or enrolled in a high school, college, or university? (Mark "Yes" if currently on holiday or seasonal vacation. Mark "No" for summer vacation.) Yes <input type="checkbox"/> (Verify) No <input type="checkbox"/> (Skip to 26C) High school <input type="checkbox"/> (Ask 26B) College or Univ. <input type="checkbox"/>	26B. Is ... enrolled in school as a full-time or part-time student? Full time <input type="checkbox"/> (Fill 26C) Part time <input type="checkbox"/>	26C. CHECK ITEM Who responded to the labor force items for this person? Self <input type="checkbox"/> Other <input type="checkbox"/> 7 Self/Other <input type="checkbox"/>	26. CHECK ITEM (Transcribe from control card item 18) This person is 16–24 years of age <input type="checkbox"/> (Ask 26A) All others <input type="checkbox"/> (Skip to 26C)	26A. (If 'School' in 19, Verify) LAST WEEK was ... attending or enrolled in a high school, college, or university? (Mark "Yes" if currently on holiday or seasonal vacation. Mark "No" for summer vacation.) Yes <input type="checkbox"/> (Verify) No <input type="checkbox"/> (Skip to 26C) High school <input type="checkbox"/> (Ask 26B) College or Univ. <input type="checkbox"/>	26B. Is ... enrolled in school as a full-time or part-time student? Full time <input type="checkbox"/> (Fill 26C) Part time <input type="checkbox"/>	26C. CHECK ITEM Who responded to the labor force items for this person? Self <input type="checkbox"/> Other <input type="checkbox"/> 7 Self/Other <input type="checkbox"/>

35. Does ...'s (father/mother) have (Read categories) (Mark all that apply) Joint legal custody? <input type="checkbox"/> Visitation privileges? <input type="checkbox"/> Neither? <input type="checkbox"/>	36. The next question is about the amount of time or visits between ... and (his/her) other parent. How many days did ... spend with (his/her) (father/mother) during 1991? 0 1 2 3 4 5 6 7 8 9 None <input type="checkbox"/>	37. Were child support payments for ... agreed to or awarded? No child support order/agreement <input type="checkbox"/> (Skip to 40) Voluntary written agreement <input type="checkbox"/> Court award <input type="checkbox"/> (Ask 38) Other <input type="checkbox"/>	38. CHECK ITEM Number of children listed in item 31 is: One <input type="checkbox"/> (Skip to 41) More than one <input type="checkbox"/> (Ask 39)	39. Other than ... which children living here are covered by that child support agreement? All other children are covered by this award <input type="checkbox"/> or Line No. Line No. Line No. Line No. (Skip to 41)	40. Why is ... not covered by a child support order? (Read categories and mark all that apply) Paternity not established <input type="checkbox"/> Other financial agreement made <input type="checkbox"/> Parent lives in household <input type="checkbox"/> Did not pursue an award <input type="checkbox"/> Parent financially unable to pay <input type="checkbox"/> (Skip to 51) Unable to locate parent <input type="checkbox"/> Other - Specify <input type="checkbox"/> Did not want child support <input type="checkbox"/>	41. In what year were these payments first agreed to or awarded? (Year 19 -) 0 1 2 3 4 5 6 7 8 9 0 1 2 3 4 5 6 7 8 9	42. Has the amount ever been officially changed (by the court or other agency)? Yes <input type="checkbox"/> (Ask 43) No <input type="checkbox"/> (Skip to 44)	43. What was the year of the most recent change? (Year 19 -) 0 1 2 3 4 5 6 7 8 9	44. Is health insurance now included as part of the child support agreement? Yes <input type="checkbox"/> No <input type="checkbox"/>	45. During calendar year 1991 were you or your child(ren) covered by this award SUPPOSED to receive any child support? Yes <input type="checkbox"/> (Ask 46) No <input type="checkbox"/> (Skip to 47)	46. Were these payments to be received - Read categories Directly from ...'s (father/mother) in the form of cash or a check? <input type="checkbox"/> Through a court or public agency? <input type="checkbox"/> (Skip to 48) By some other method? <input type="checkbox"/> (Specify in notes):	47. Why were you or ... not supposed to receive payments in 1991? Child(ren) too old. Payments not awarded or agreed to until calendar year 1992 <input type="checkbox"/> (Skip to 51) Child(ren)'s other parent died before 1991 <input type="checkbox"/> Other - Specify <input type="checkbox"/>	48. Did you receive these payments (Read categories) Regularly <input type="checkbox"/> Seldom <input type="checkbox"/> Occasionally <input type="checkbox"/> or Never? <input type="checkbox"/>	49. In total, how much in child support payments were you SUPPOSED to receive in 1991 from child support agreement for (child/ren) covered by this award? 0 0 0 0 0 1 1 1 1 1 2 2 2 2 2 3 3 3 3 3 4 4 4 4 4 5 5 5 5 5 6 6 6 6 6 7 7 7 7 7 8 8 8 8 8 9 9 9 9 9	50. How much in child support payments did you ACTUALLY receive in 1991 for (child/ren) covered by this award? None <input type="checkbox"/> \$.00	51. Could ... have received health insurance from their father/mother in 1991? [That is, was health insurance available from (him/her) regardless of whether you used it?] Yes <input type="checkbox"/> No <input type="checkbox"/>	52. CHECK ITEM Are all children listed in item 31 covered by this agreement? Yes <input type="checkbox"/> (Skip to 55) No <input type="checkbox"/> (Ask 53)	53. (Other than the support order which covers (youngest child and those listed in item 39)) Are any of your other children covered by a child support order? Yes <input type="checkbox"/> (Ask 54) No <input type="checkbox"/> (Skip to 55)	54. How many are covered by other child support orders? 0 1 2 3 4 5 6 7 8 9	55. Have you ever contacted a child support enforcement office, a department of social services, or any other state or local government agency for aid in obtaining child support? Yes <input type="checkbox"/> (Ask 56) No <input type="checkbox"/> (Skip to 58)	56. Did that office provide help in (Read categories and mark all that apply) Locating other parent <input type="checkbox"/> Establishing paternity <input type="checkbox"/> Establishing support obligation <input type="checkbox"/> Obtaining collection <input type="checkbox"/> Obtaining health insurance <input type="checkbox"/> Other - (Specify in notes) <input type="checkbox"/> OR was no help provided? <input type="checkbox"/>	57. In what year did you last contact such an agency? (Year 19 -) 0 1 2 3 4 5 6 7 8 9 0 1 2 3 4 5 6 7 8 9	58. In 1991, did you (Read categories and mark all that apply) - have Medicaid coverage? <input type="checkbox"/> receive food stamps? <input type="checkbox"/> receive public housing assistance? <input type="checkbox"/> receive welfare or general assistance payments? <input type="checkbox"/> receive AFDC or ADC payments? <input type="checkbox"/>	59. CHECK ITEM This person is currently: Married <input type="checkbox"/> (Ask 60) Widowed <input type="checkbox"/> Divorced <input type="checkbox"/> (Skip to 61) Separated <input type="checkbox"/> Never married <input type="checkbox"/> (Go to next person) REMINDER: Ask items 60–69 of the sample person	60. Have you ever been divorced or separated? Yes <input type="checkbox"/> (Ask 61) No <input type="checkbox"/> (Go to next person)	61. In what year did your (most recent) divorce/separation take place? 0 1 2 3 4 5 6 7 8 9	62. What was the year of that marriage? 0 1 2 3 4 5 6 7 8 9	63. Concerning your (last) divorce/separation, were alimony or maintenance payments agreed to or awarded? Yes <input type="checkbox"/> (Ask 64) No <input type="checkbox"/> (Skip to 65)	64. During 1991 were you SUPPOSED to receive alimony or maintenance payments? Yes <input type="checkbox"/> No <input type="checkbox"/>	65. CHECK ITEM This person is currently: Separated <input type="checkbox"/> (Skip to 67) All others <input type="checkbox"/> (Ask 66)	66. After your (last) divorce, did you receive a property settlement such as: (Read categories and mark all that apply) A one-time cash settlement <input type="checkbox"/> Some other type of settlement <input type="checkbox"/> Or was there no settlement reached? <input type="checkbox"/>	67. At the time of your (last) separation, were you working? Yes <input type="checkbox"/> (Ask 68) No <input type="checkbox"/> (Skip to 69)	68. Were you working 35 hours or more per week or less than 35 hours per week? 35+ per week <input type="checkbox"/> Less than 35 hours per week <input type="checkbox"/> (End Questions)	69. Did you work at any time during the 5 years before your (last) separation? Yes <input type="checkbox"/> No <input type="checkbox"/>
--	--	--	---	---	--	---	---	--	--	--	---	--	--	---	---	--	---	---	--	--	--	--	--	--	---	---	--	---	---	--	--	---	--	--

18. LINE NUMBER

19. What was ... doing most of LAST WEEK -

Working Keeping house **1**

Going to school or something else? **2**

Working (Skip to 20A) ... WK **3**

With a job but not at work ... J **4**

Looking for work ... LK **5**

Keeping house ... H **6**

Going to school ... S **7**

Unable to work (Skip to 24) ... U **8**

Retired ... R **9**

Other (Specify) ... OT **0**

20. Did ... do any work at all LAST WEEK, not counting work around the house? (Note: If farm or business operator in hh, ask about unpaid work.)

Yes No (Go to 21)

20A. How many hours did ... work LAST WEEK at all jobs?

1-34 (Go to 20C)

35-48 (Go to 20D)

20B. CHECK ITEM

49+ (Skip to item 23)

1-34 (Go to 20C)

35-48 (Go to 20D)

20C. Does ... USUALLY work 35 hours or more a week at this job?

Yes What is the reason ... worked less than 35 hours LAST WEEK?

No What is the reason ... USUALLY works less than 35 hours a week? (Mark the appropriate reason)

Slack work

Material shortage

Plant or machine repair

New job started during week

Job terminated during week

Could find only part-time work

Holiday (Legal or religious)

Labor dispute

Bad weather

Own illness

On vacation

Too busy with housework, school, personal bus., etc.

Did not want full-time work

Full-time work week under 35 hours

Other reason (Specify)

(Skip to 23 and enter job worked at last week)

20D. Did ... lose any time or take any time off LAST WEEK for any reason such as illness, holiday or slack work?

Yes How many hours did ... take off?

(Correct 20A if lost time not already deducted; if 20A reduced below 35, correct 20B and fill 20C)

No (Skip to 23)

20E. Did ... work any overtime or at more than one job LAST WEEK?

Yes How many extra hours did ... work?

(Correct 20A and 20B as necessary if extra hours not already included and skip to 23.)

No (Skip to 23)

21. (If in 19, skip to 21A.) Did ... have a job or business from which he/she was temporarily absent or on layoff LAST WEEK?

Yes No (Go to 22)

21A. Why was ... absent from work LAST WEEK?

Own illness

On vacation

Bad weather

Labor dispute

New job to begin within 30 days (Skip to 22B and 22C2)

Temporary layoff (Under 30 days)

Indefinite layoff (30 days or more or no def. recall date) (Skip to 22C3)

Other (Specify) ...

21B. Is ... receiving wages or salary from his/her employer for any of the time off LAST WEEK?

Yes

No

21C. Does ... usually work 35 hours or more a week at this job?

Yes

No (Skip to 23 and enter job held last week)

22. (If LK in 19, skip to 22A.) Has ... been looking for work during the past 4 weeks?

Yes No (Go to 24)

22A. What has ... been doing in the last 4 weeks to find work? (Mark all methods used; do not read list.)

Checked pub. employ. agency with - pvt. employ. agency employer directly ... friends or relatives

Placed or answered ads.

Nothing (Skip to 24)

Other (Specify in notes, e.g., JTPA, union or prof. register, etc.)

22B. At the time ... started looking for work, was it because he/she lost or quit a job or was there some other reason?

Lost job

Quit job

Left school

Wanted temporary work

Change in home or family responsibilities

Left military service

Other (Specify in notes)

22C. 1) How many weeks has ... been looking for work?

2) How many weeks ago did ... start looking for work?

3) How many weeks ago was ... laid off?

22D. Has ... been looking for full-time or part-time work?

Full Part

22E. Could ... have taken a job LAST WEEK if one had been offered?

Yes No Why not?

Already has a job

Temporary illness

Going to school

Other (Specify in notes)

22F. When did ... last work at a full-time job or business lasting 2 consecutive weeks or more? Within last 12 months (Specify) (Month) _____

One to five years ago

More than 5 years ago

Never worked full-time 2 wks. or more

Never worked at all (SKIP to 23. If layoff entered in 21A, enter job, either full or part time, from which laid off. Else enter last full time job lasting 2 weeks or more, or "never worked.")

23. DESCRIPTION OF JOB OR BUSINESS

23A. For whom did ... work? (Name of company, business, organization or other employer.)

23B. What kind of business or industry is this? (For example: TV and radio mfg., retail shoe store, State Labor Dept.)

23C. What kind of work was ... doing? (For example: electrical engineer, stock clerk, typist, farmer.)

23D. What were ...'s most important activities or duties at this job? (For example: types, keeps account books, files, sells cars, operates printing press, finishes concrete.)

23E. Was this person An employee of a PRIVATE Co. bus. or individual for wages, salary or comm. ... P

A FEDERAL government employee ... F (Go to 23F)

A STATE government employee ... S

A LOCAL government employee ... L

Self-empl. in OWN bus., prof. practice, or farm

Is the business incorporated? Yes No SE (Skip to 26)

Working WITHOUT PAY in fam. bus. or farm ... WP

NEVER WORKED ... NEV

23F. CHECK ITEM

Entry (or NA) in item 20A (Go to 25 at top of page)

Entry (or NA) in item 21B

All other cases (Skip to 26)

24. CHECK ITEM (Rotation number)

First digit of SEGMENT number is:

0, 1, 3, 4, 5, 7 or 8 (Skip to 26)

2 or 6 (Go to 24A)

24A. When did ... last work for pay at a regular job or business, either full- or part-time?

Within past 12 months

1 up to 2 years ago

2 up to 3 years ago (Go to 24B)

3 up to 4 years ago

4 up to 5 years ago

5 or more years ago (Skip to 24C)

Never worked

24B. Why did ... leave that job?

Personal, family (incl. pregnancy) or school

Health

Retirement or old age

Seasonal job completed

Slack work or business conditions

Temporary nonseasonal job completed

Unsatisfactory work arrangements (Hours, pay, etc.)

Other

24C. Does ... want a regular job now, either full- or part-time?

Yes (Go to 24D)

Maybe - it depends (Specify in notes)

No (Skip to 24E)

Don't know

24D. What are the reasons ... is not looking for work? (Mark each reason mentioned)

Believes no work available in line of work or area

Couldn't find any work

Lacks nec. schooling, training, skills or experience

Employers think too young or too old

Other pers. handicap in finding job

Can't arrange child care

Family responsibilities

In school or other training

Ill health, physical disability

Other (Specify in notes)

Don't know

24E. Does ... intend to look for work of any kind in the next 12 months?

Yes

It depends (Specify in notes)

No (If entry in 24B, describe job in 23, otherwise, skip to 26)

Don't know

25. CHECK ITEM (Rotation number)

First digit of SEGMENT number is:

1, 3, 4, 5, 7 or 8 (Skip to 26)

2 or 6 (Go to 25A)

25A. How many hours per week does ... USUALLY work at this job?

1 2 3 4 5 6 7 8 9 10 11 12 13 14 15 16 17 18 19 20 21 22 23 24 25 26 27 28 29 30 31 32 33 34 35 36 37 38 39 40 41 42 43 44 45 46 47 48 49 50

25B. Is ... paid by the hour on this job?

Yes (Go to 25C)

No (Skip to 25D)

25C. How much does ... earn per hour?

Dollars Cents

Does ... earn per hour?

\$

(Ask 25D) REF

25D. How much does ... USUALLY earn per week at this job BEFORE deductions? Include any overtime pay, commissions, or tips usually received.

\$

REF

25E. On this job, is ... a member of a labor union or of an employee association similar to a union?

Yes (Skip to 26)

No (Ask 25F)

25F. On this job, is ... covered by a union or employee association contract?

Yes (Go to 26)

No

18A. LINE NO.	18B. RELATIONSHIP TO REFERENCE PERSON	18C. PAR'S LINE NO.	18D. AGE	18E. MARITAL STATUS	18F. SPOUSE'S LINE NUMBER	18G1. SEX	18G2. VETERAN STATUS	18H. EDUCATIONAL ATTAINMENT	18I. RACE	18J. ORIGIN
	Ref. Person WITH rel. in H'hld. 01 <input type="radio"/>			Married—spouse present		Male <input type="radio"/>			White <input type="radio"/>	
	Ref. person with NO rel. in H'hld. 02 <input type="radio"/>			Married—spouse absent		Female <input checked="" type="radio"/>	Veteran <input checked="" type="radio"/>		Black <input type="radio"/>	
	Husband 03 <input type="radio"/>			(Exclude separated)			Vietnam Era <input type="radio"/>		Amer. Indian, Aleut, Eskimo <input type="radio"/>	
	Wife 04 <input type="radio"/>			Widowed <input type="radio"/>			Korean War <input type="radio"/>		Asian or Pacific Isl. <input type="radio"/>	
	Natural/Adopted Child 05 <input type="radio"/>			Divorced <input type="radio"/>			World War II <input type="radio"/>		Other Isl. <input type="radio"/>	
	Step Child 06 <input type="radio"/>			Separated <input type="radio"/>			World War I <input type="radio"/>		Other <input type="radio"/>	
	Grandchild 07 <input type="radio"/>			Never married <input type="radio"/>			Other Service <input type="radio"/>			
	Parent 08 <input type="radio"/>						Nonveteran <input type="radio"/>			
	Brother/Sister 09 <input type="radio"/>									
	Other Rel. of Ref. Person 10 <input type="radio"/>									
	Foster Child 11 <input type="radio"/>									
	Non-rel. of Ref. Person WITH OWN rel. in H'hld. 12 <input type="radio"/>									
	Partner/Roommate Non-rel. of Ref. Person (other than partner/roommate) with NO OWN rel. in H'hld. 14 <input type="radio"/>									

26. CHECK ITEM (Transcribe from control card item 18) This person is 16-24 years of age . . . (Ask 26A) All others (Skip to 26C)	26A. (If 'School' in 19, Verify) LAST WEEK was . . . attending or enrolled in a high school, college, or university? (Mark 'Yes' if currently on holiday or seasonal vacation. Mark 'No' for summer vacation.) Yes <input type="radio"/> (Verify) No <input type="radio"/> (Skip to 26C) High school (Ask 26B) College or Univ. (Ask 26B)	26B. Is . . . enrolled in school as a full-time or part-time student? Full time <input type="radio"/> (Fill 26C) Part time <input type="radio"/>	26C. CHECK ITEM Who responded to the labor force items for this person? Self <input type="radio"/> Other <input type="radio"/> Self/Other <input checked="" type="radio"/>
26. CHECK ITEM (Transcribe from control card item 18) This person is 16-24 years of age . . . (Ask 26A) All others (Skip to 26C)	26A. (If 'School' in 19, Verify) LAST WEEK was . . . attending or enrolled in a high school, college, or university? (Mark 'Yes' if currently on holiday or seasonal vacation. Mark 'No' for summer vacation.) Yes <input type="radio"/> (Verify) No <input type="radio"/> (Skip to 26C) High school (Ask 26B) College or Univ. (Ask 26B)	26B. Is . . . enrolled in school as a full-time or part-time student? Full time <input type="radio"/> (Fill 26C) Part time <input type="radio"/>	26C. CHECK ITEM Who responded to the labor force items for this person? Self <input type="radio"/> Other <input type="radio"/> Self/Other <input checked="" type="radio"/>
REMEMINDER: ASK THE L. F. ITEMS FOR ALL H.H. MEMBERS BEFORE ASKING THE SUPPLEMENT Approved - O.M.B. No. D970-0120 - Expires 8-31-92	29A. CHECK ITEM Rotation 1 or 5 (End questions) Rotations 2, 3, 4, 6, 7 or 8 (Fill 29B)	29B. Does this person have own or adopted children in HH? Yes <input type="radio"/> (Ask 30) No <input type="radio"/> (Skip to 59)	30. Does . . . have any children under 21 years of age in this household who have a parent living elsewhere? Yes <input type="radio"/> (Ask 37) No <input type="radio"/> (Skip to 59)
REMEMINDER: ASK ITEMS 31 THROUGH 59 OF THE PARENT - IF NOT PRESENT MAKE TELEPHONE CALLBACKS	31. Which of your children have a (father/mother) who lives somewhere else? (Record only children born before 1/1/92)	Line No. Line No. Line No. Line No.	REMEMINDER: ASK 33-51 ABOUT YOUNGEST CHILD LISTED IN 31
32. CHECK ITEM This person is currently: Never married <input type="radio"/> (Skip to 34) All others <input type="radio"/> (Ask 33)	33. Is this child from the most recent divorce or separation? Yes <input type="radio"/> No <input type="radio"/>	34. In what state does . . . (father/mother) live? Same State as you <input type="radio"/> Different State - Specify <input checked="" type="radio"/>	35. Does . . . (father/mother) have (Read categories) (Mark all that apply) Joint legal custody? <input type="radio"/> Visitation privileges? <input type="radio"/> Neither? <input type="radio"/>
36. The next question is about the amount of time or visits between . . . and (his/her) other parent. How many days did . . . spend with (his/her) (father/mother) during 1991? <input type="radio"/>	37. Were child support payments for . . . agreed to or awarded? No child support order/agreement <input type="radio"/> (Skip to 40) Voluntary written agreement <input type="radio"/> Court award <input type="radio"/> (Ask 38) Other <input type="radio"/>	38. CHECK ITEM Number of children listed in item 31 is: One <input type="radio"/> (Skip to 41) More than one <input type="radio"/> (Ask 39)	39. Other than . . . which children living here are covered by that child support agreement? All other children are covered by this award. <input type="radio"/>
39. Other than . . . which children living here are covered by that child support agreement? All other children are covered by this award. <input type="radio"/>	39. Other than . . . which children living here are covered by that child support agreement? All other children are covered by this award. <input type="radio"/>	39. Other than . . . which children living here are covered by that child support agreement? All other children are covered by this award. <input type="radio"/>	39. Other than . . . which children living here are covered by that child support agreement? All other children are covered by this award. <input type="radio"/>
40. Why is . . . not covered by a child support order? (Read categories and mark all that apply) Paternity not established <input type="radio"/> Other financial agreement made <input type="radio"/> Parent lives in household <input type="radio"/> Did not pursue an award <input type="radio"/> Parent financially unable to pay <input type="radio"/> Unable to locate parent <input type="radio"/> Other - Specify <input type="radio"/>	41. In what year were these payments first agreed to or awarded? (Year 19 -) <input type="radio"/>	42. Has the amount ever been officially changed (by the court or other agency)? Yes <input type="radio"/> (Ask 43) No <input type="radio"/> (Skip to 44)	43. What was the year of the most recent change? (Year 19 -) <input type="radio"/>
44. Is health insurance now included as part of the child support agreement? Yes <input type="radio"/> No <input type="radio"/>	45. During calendar year 1991 were you or your child(ren) covered by this award SUPPOSED to receive any child support? Yes <input type="radio"/> (Ask 46) No <input type="radio"/> (Skip to 47)	46. Were these payments to be received - Read categories Directly from . . . (father/mother) in the form of cash or a check? <input type="radio"/> Through a court or public agency? <input type="radio"/> (Skip to 48) By some other method? <input type="radio"/> (Specify in notes)	47. Why were you or . . . not supposed to receive payments in 1991? Child(ren) too old <input type="radio"/> Payments not awarded or agreed to until calendar year 1992 <input type="radio"/> (Skip to 51) Child(ren)'s other parent died before 1991 <input type="radio"/> Other - Specify <input type="radio"/>
48. Did you receive these payments (Read categories) Regularly <input type="radio"/> Seldom <input type="radio"/> Occasionally <input type="radio"/> or Never? <input type="radio"/>	49. In total, how much in child support payments were you SUPPOSED to receive in 1991 from child support agreement for child(ren) covered by this award? \$.00	50. How much in child support payments did you ACTUALLY receive in 1991 for child(ren) covered by this award? None \$.00	51. Could . . . have received health insurance from their father/mother in 1991? [That is, was health insurance available from (him/her) regardless of whether you used it?] Yes <input type="radio"/> No <input type="radio"/>
52. CHECK ITEM Are all children listed in item 31 covered by this agreement? Yes <input type="radio"/> (Skip to 55) No <input type="radio"/> (Ask 53)	53. [(Other than the support order which covers youngest child and those listed in item 39)] Are any of your other children covered by a child support order? Yes <input type="radio"/> (Ask 54) No <input type="radio"/> (Skip to 55)	54. How many are covered by other child support orders? <input type="radio"/>	55. Have you ever contacted a child support enforcement office, a department of social services, or any other state or local government agency for aid in obtaining child support? Yes <input type="radio"/> (Ask 56) No <input type="radio"/> (Skip to 58)
56. Did that office provide help in (Read categories and mark all that apply) Locating other parent <input type="radio"/> Establishing paternity <input type="radio"/> Establishing support obligation <input type="radio"/> Obtaining collection <input type="radio"/> Obtaining health insurance <input type="radio"/> Other - (Specify in notes) <input type="radio"/> OR was no help provided? <input type="radio"/>	57. In what year did you last contact such an agency? (Year 19 -) <input type="radio"/>	58. In 1991, did you (Read categories and mark all that apply) - have Medicaid coverage? <input type="radio"/> receive food stamps? <input type="radio"/> receive public housing assistance? <input type="radio"/> receive welfare or general assistance payments? <input type="radio"/> receive AFDC or ADC payments? <input type="radio"/>	59. CHECK ITEM This person is currently: Married <input type="radio"/> (Ask 60) Widowed <input type="radio"/> Divorced <input type="radio"/> (Skip to 61) Separated <input type="radio"/> Never married <input type="radio"/> (Go to next person)
60. Have you ever been divorced or separated? Yes <input type="radio"/> (Ask 61) No <input type="radio"/> (Go to next person)	61. In what year did your (most recent) divorce/separation take place? <input type="radio"/>	62. What was the year of that marriage? <input type="radio"/>	63. Concerning your (last) divorce/separation, were alimony or maintenance payments agreed to or awarded? Yes <input type="radio"/> (Ask 64) No <input type="radio"/> (Skip to 65)
64. During 1991 were you SUPPOSED to receive alimony or maintenance payments? Yes <input type="radio"/> No <input type="radio"/>	65. CHECK ITEM This person is currently: Separated <input type="radio"/> (Skip to 67) All others <input type="radio"/> (Ask 66)	66. After your (last) divorce, did you receive a property settlement such as: (Read categories and mark all that apply) A one time cash settlement <input type="radio"/> Some other type of settlement <input type="radio"/> Or was there no settlement reached? <input type="radio"/>	67. At the time of your (last) separation, were you working? Yes <input type="radio"/> (Ask 68) No <input type="radio"/> (Skip to 69)
68. Were you working 35 hours or more per week or less than 35 hours per week? 35+ per week <input type="radio"/> Less than 35 hours per week <input type="radio"/> (End Questions)	69. Did you work at any time during the 5 years before your (last) separation? Yes <input type="radio"/> No <input type="radio"/>		

18. LINE NUMBER

19. What was ... doing most of LAST WEEK -

Working Keeping house
Going to school or something else? **1**

Working (Skip to 20A) ... WK
With a job but not at work ... J
Looking for work ... LK
Keeping house ... H
Going to school ... S
Unable to work (Skip to 24) ... U
Retired ... R
Other (Specify) ... OT

20. Did ... do any work at all LAST WEEK, not counting work around the house? (Note: If farm or business operator in hh., ask about unpaid work.)
Yes No (Go to 21)

20A. How many hours did ... work LAST WEEK at all jobs?
49 (Skip to item 23)
1-34 (Go to 20C)

20B. CHECK ITEM
35-48 (Go to 20D)

20C. Does ... USUALLY work 35 hours or more a week at this job?
Yes What is the reason ... worked less than 35 hours LAST WEEK?
No What is the reason ... USUALLY works less than 35 hours a week?
(Mark the appropriate reason)
Slack work
Material shortage
Plant or machine repair
New job started during week
Job terminated during week
Could find only part-time work
Holiday (Legal or religious)
Labor dispute
Bad weather
Own illness
On vacation
Too busy with housework, school, personal bus., etc.
Did not want full-time work
Full-time work week under 35 hours
Other reason (Specify)

20D. Did ... lose any time or take any time off LAST WEEK for any reason such as illness, holiday or slack work?
Yes How many hours did ... take off?
(Correct 20A if lost time not already deducted; if 20A reduced below 35, correct 20B and fill 20C)
No

20E. Did ... work any overtime or at more than one job LAST WEEK?
Yes How many extra hours did ... work?
(Correct 20A and 20B as necessary if extra hours not already included and skip to 23.)
No (Skip to 23)

20F. INDUSTRY OCCUPATION

INDUSTRY	OCCUPATION
0	0
1	1
2	2
3	3
4	4
5	5
6	6
7	7
8	8
9	9
Ref.	Ref.
Unc.	Unc.

20G. OFFICE USE ONLY

21. (If I in 19, skip to 21A.) Did ... have a job or business from which he/she was temporarily absent or on layoff LAST WEEK?
Yes No (Go to 22)

21A. Why was ... absent from work LAST WEEK?
Own illness
On vacation
Bad weather
Labor dispute
New job to begin within 30 days (Skip to 22B and 22C2)
Temporary layoff (Under 30 days)
Indefinite layoff (30 days or more or no def. recall date) (Skip to 22C3)
Other (Specify)

21B. Is ... receiving wages or salary from his/her employer for any of the time off LAST WEEK?
Yes No

21C. Does ... usually work 35 hours or more a week at this job?
Yes No (Skip to 23 and enter job held last week)

22. (If LK in 19, skip to 22A.) Has ... been looking for work during the past 4 weeks?
Yes No (Go to 24)

22A. What has ... been doing in the last 4 weeks to find work? (Mark all methods used; do not read list.)
Checked pub. employ. agency with -
pvt. employ. agency
employer directly
friends or relatives
Placed or answered ads
Nothing (Skip to 24)
Other (Specify in notes, e.g., JTPA, union or prof. register, etc.)

22B. At the time ... started looking for work, was it because he/she lost or quit a job or was there some other reason?
Lost job
Quit job
Left school
Wanted temporary work
Change in home or family responsibilities
Left military service
Other (Specify in notes)

22C. 1) How many weeks has ... been looking for work?
2) How many weeks ago did ... start looking for work?
3) How many weeks ago was ... laid off?

22D. Has ... been looking for full-time or part-time work?
Full Part

22E. Could ... have taken a job LAST WEEK if one had been offered?
Yes No Why not?
Already has a job
Temporary illness
Going to school
Other (Specify in notes)

22F. When did ... last work at a full-time job or business lasting 2 consecutive weeks or more?
Within last 12 months (Specify) (Month) _____
One to five years ago
More than 5 years ago
Never worked full-time 2 wks. or more
Never worked at all
(SKIP to 23. If layoff entered in 21A, enter job, either full or part time, from which laid off. Else enter last full time job lasting 2 weeks or more, or "never worked.")

23. DESCRIPTION OF JOB OR BUSINESS

23A. For whom did ... work? (Name of company, business, organization or other employer.)

23B. What kind of business or industry is this? (For example: TV and radio mfg., retail shoe store, State Labor Dept.)

23C. What kind of work was ... doing? (For example: electrical engineer, stock clerk, typist, farmer.)

23D. What were ...'s most important activities or duties at this job? (For example: types, keeps account books, files, sells cars, operates printing press, finishes concrete.)

23E. Was this person
An employee of a PRIVATE Co, bus., or individual for wages, salary or comm. ... P
A FEDERAL government employee ... F (Go to 23F)
A STATE government employee ... S
A LOCAL government employee ... L
Self-empl. in OWN bus., prof. practice, or farm
Is the business incorporated? Yes No SE
Working WITHOUT PAY in fam. bus. or farm ... WP (Skip to 26)
NEVER WORKED ... NEV

23F. CHECK ITEM
Entry (or NA) in item 20A (Go to 25 at top of page)
Entry (or NA) in item 21B
All other cases (Skip to 26)

24. CHECK ITEM (Rotation number)
First digit of SEGMENT number is:
1, 3, 4, 5, 7 or 8 (Skip to 26)
2 or 6 (Go to 24A)

24A. When did ... last work for pay at a regular job or business, either full- or part-time?
Within past 12 months
1 up to 2 years ago
2 up to 3 years ago (Go to 24B)
3 up to 4 years ago
4 up to 5 years ago
5 or more years ago (Skip to 24C)
Never worked

24B. Why did ... leave that job?
Personal, family (incl. pregnancy) or school
Health
Retirement or old age
Seasonal job completed
Slack work or business conditions
Temporary nonseasonal job completed
Unsatisfactory work arrangements (Hours, pay, etc.)
Other

24C. Does ... want a regular job now, either full- or part-time?
Yes (Go to 24D)
Maybe - it depends (Specify in notes)
No (Skip to 24E)
Don't know

24D. What are the reasons ... is not looking for work? (Mark each reason mentioned)
Believes no work available in line of work or area
Couldn't find any work
Lacks nec. schooling, training, skills or experience
Employers think too young or too old
Other pers. handicap in finding job
Can't arrange child care
Family responsibilities
In school or other training
Ill health, physical disability
Other (Specify in notes)
Don't know

24E. Does ... intend to look for work of any kind in the next 12 months?
Yes
It depends (Specify in notes)
No
Don't know (If entry in 24B, describe job in 23, otherwise, skip to 26)

25. CHECK ITEM (Rotation number)
First digit of SEGMENT number is:
1, 3, 4, 5, 7 or 8 (Skip to 26)
2 or 6 (Go to 25A)

25A. How many hours per week does ... USUALLY work at this job?

25B. Is ... paid by the hour on this job?
Yes (Go to 25C)
No (Skip to 25D)

25C. How much Dollars Cents does ... earn per hour?

25D. How much does ... USUALLY earn per week at this job BEFORE deductions? Include any overtime pay, commissions, or tips usually received.

25E. On this job, is ... a member of a labor union or of an employee association similar to a union?
Yes (Skip to 26)
No (Ask 25F)

25F. On this job, is ... covered by a union or employee association contract?
Yes (Go to 26)
No

18A. LINE NO.	18B. RELATIONSHIP TO REFERENCE PERSON	18C. PAR'S LINE NO.	18D. AGE	18E. MARITAL STATUS	18F. SPOUSE'S LINE NUMBER	18G1. SEX Male Female	18G2. VETERAN STATUS Veteran	18H. EDUCATIONAL ATTAINMENT	18I. RACE White Black Amer. Indian, Aleut, Eskimo Asian or Pacific Isl. Other	18J. ORIGIN
01	Ref. Person WITH rel. in H'hld.	02		Married—spouse present		17				
03	Ref. person with NO rel. in H'hld.	04		Married—spouse absent (Exclude separated)						
04	Husband	05		Widowed						
05	Wife	06		Divorced						
06	Natural/Accepted Child	07		Separated						
07	Step Child	08		Never married						
08	Grandchild	09								
09	Parent	10								
10	Brother/Sister	11								
11	Other Rel. of Ref. Person	12								
12	Foster Child	13								
13	Non-rel. of Ref. Person WITH OWN rel. in H'hld.	14								
14	Partner/Roommate									
	Non-rel. of Ref. Person (other than partner/roommate) with NO OWN rel. in H'hld.									

26. CHECK ITEM (Transcribe from control card item 18) This person is 16-24 years of age <input type="checkbox"/> (Ask 26A) All others <input type="checkbox"/> (Skip to 26C)	35. Does ...'s (father/mother) have (Read categories) (Mark all that apply) Joint legal custody? <input type="checkbox"/> Visitation privileges? <input type="checkbox"/> Neither? <input type="checkbox"/>	43. What was the year of the most recent change? (Year 19-) <input type="checkbox"/> 1 <input type="checkbox"/> 2 <input type="checkbox"/> 3 <input type="checkbox"/> 4 <input type="checkbox"/> 5 <input type="checkbox"/> 6 <input type="checkbox"/> 7 <input type="checkbox"/> 8 <input type="checkbox"/> 9	50. How much in child support payments did you ACTUALLY receive in 1991 for (children) covered by this award? None <input type="checkbox"/> \$.00	59. CHECK ITEM This person is currently: Married <input type="checkbox"/> (Ask 60) Widowed <input type="checkbox"/> Divorced <input type="checkbox"/> (Skip to 61) Separated <input type="checkbox"/> Never married <input type="checkbox"/> (Go to next person)
26A. (If 'School' in 19, Verify) LAST WEEK was ... attending or enrolled in a high school, college, or university? (Mark "Yes" if currently on holiday or seasonal vacation. Mark "No" for summer vacation.) Yes <input type="checkbox"/> (Verify) No <input type="checkbox"/> (Skip to 26C) High school <input type="checkbox"/> (Ask 26B) College or Univ. <input type="checkbox"/>	36. The next question is about the amount of time or visits between ... and (his/her) other parent. How many days did ... spend with (his/her) (father/mother) during 1991? <input type="checkbox"/> 1 <input type="checkbox"/> 2 <input type="checkbox"/> 3 <input type="checkbox"/> 4 <input type="checkbox"/> 5 <input type="checkbox"/> 6 <input type="checkbox"/> 7 <input type="checkbox"/> 8 <input type="checkbox"/> 9 <input type="checkbox"/> None	44. Is health insurance now included as part of the child support agreement? Yes <input type="checkbox"/> No <input type="checkbox"/>	51. Could ... have received health insurance from their father/mother in 1991? (That is, was health insurance available from (him/her) regardless of whether you used it?) Yes <input type="checkbox"/> No <input type="checkbox"/>	60. Have you ever been divorced or separated? Yes <input type="checkbox"/> (Ask 61) No <input type="checkbox"/> (Go to next person)
26B. Is ... enrolled in school as a full-time or part-time student? Full time <input type="checkbox"/> (Fill 26C) Part time <input type="checkbox"/>	37. Were child support payments for ... agreed to or awarded? No child support order/agreement <input type="checkbox"/> (Skip to 40) Voluntary written agreement <input type="checkbox"/> Court award <input type="checkbox"/> (Ask 38) Other <input type="checkbox"/>	45. During calendar year 1991 were you or your child(ren) covered by this award SUPPOSED to receive any child support? Yes <input type="checkbox"/> (Ask 46) No <input type="checkbox"/> (Skip to 47)	52. CHECK ITEM Are all children listed in item 31 covered by this agreement? Yes <input type="checkbox"/> (Skip to 55) No <input type="checkbox"/> (Ask 53)	61. In what year did your (most recent) divorce/separation take place? <input type="checkbox"/> 1 <input type="checkbox"/> 2 <input type="checkbox"/> 3 <input type="checkbox"/> 4 <input type="checkbox"/> 5 <input type="checkbox"/> 6 <input type="checkbox"/> 7 <input type="checkbox"/> 8 <input type="checkbox"/> 9
26C. CHECK ITEM Who responded to the labor force items for this person? <input type="checkbox"/> Self <input type="checkbox"/> <input type="checkbox"/> Other <input type="checkbox"/> <input checked="" type="checkbox"/> Self/Other	38. CHECK ITEM Number of children listed in item 31 is: One <input type="checkbox"/> (Skip to 41) More than one <input type="checkbox"/> (Ask 39)	46. Were these payments to be received -- Read categories Directly from ...'s (father/mother) in the form of cash or a check? <input type="checkbox"/> Through a court or public agency? <input type="checkbox"/> (Skip to 48) By some other method? <input type="checkbox"/> (Specify in notes)	53. (Other than the support order which covers (youngest child and those listed in item 39)) Are any of your other children covered by a child support order? Yes <input type="checkbox"/> (Ask 54) No <input type="checkbox"/> (Skip to 55)	62. What was the year of that marriage? <input type="checkbox"/> 1 <input type="checkbox"/> 2 <input type="checkbox"/> 3 <input type="checkbox"/> 4 <input type="checkbox"/> 5 <input type="checkbox"/> 6 <input type="checkbox"/> 7 <input type="checkbox"/> 8 <input type="checkbox"/> 9
REMEMINDER: ASK THE L. F. ITEMS FOR ALL H.H. MEMBERS BEFORE ASKING THE SUPPLEMENT Approved - O.M.B. No. 0970-0120 - Expires 8-31-92	39. Other than ... which children living here are covered by that child support agreement? All other children are covered by this award <input type="checkbox"/> or Line No. Line No. Line No. Line No. (Skip to 41)	47. Why were you or ... not supposed to receive payments in 1991? Child(ren) too old. Payments not awarded or agreed to until calendar year 1992 <input type="checkbox"/> (Skip to 51) Child(ren)'s other parent died before 1991 <input type="checkbox"/> Other - Specify <input type="checkbox"/>	54. How many are covered by other child support orders? <input type="checkbox"/> 1 <input type="checkbox"/> 2 <input type="checkbox"/> 3 <input type="checkbox"/> 4 <input type="checkbox"/> 5 <input type="checkbox"/> 6 <input type="checkbox"/> 7 <input type="checkbox"/> 8 <input type="checkbox"/> 9	63. Concerning your (last) divorce/separation, were alimony or maintenance payments agreed to or awarded? Yes <input type="checkbox"/> (Ask 64) No <input type="checkbox"/> (Skip to 65)
29A. CHECK ITEM Rotation 1 or 5 <input type="checkbox"/> (End questions) Rotations 2, 3, 4, 6, 7 or 8 <input type="checkbox"/> (Fill 29B)	40. Why is ... not covered by a child support order? (Read categories and mark all that apply) Paternity not established <input type="checkbox"/> Other financial agreement made <input type="checkbox"/> Parent lives in household <input type="checkbox"/> Did not pursue an award <input type="checkbox"/> Parent financially unable to pay <input type="checkbox"/> (Skip to 51) Unable to locate parent <input type="checkbox"/> Other - Specify <input type="checkbox"/>	48. Did you receive these payments (Read categories) Regularly <input type="checkbox"/> Seldom <input type="checkbox"/> Occasionally <input type="checkbox"/> or Never? <input type="checkbox"/>	55. Have you ever contacted a child support enforcement office, a parent of social services, or any other state or local government agency for aid in obtaining child support? Yes <input type="checkbox"/> (Ask 56) No <input type="checkbox"/> (Skip to 58)	64. During 1991 were you SUPPOSED to receive alimony or maintenance payments? Yes <input type="checkbox"/> No <input type="checkbox"/>
29B. Does this person have own or adopted children in HH? Yes <input type="checkbox"/> (Ask 30) No <input type="checkbox"/> (Skip to 59)	41. In what year were these payments first agreed to or awarded? (Year 19-) <input type="checkbox"/> 1 <input type="checkbox"/> 2 <input type="checkbox"/> 3 <input type="checkbox"/> 4 <input type="checkbox"/> 5 <input type="checkbox"/> 6 <input type="checkbox"/> 7 <input type="checkbox"/> 8 <input type="checkbox"/> 9	49. In total, how much in child support payments were you SUPPOSED to receive in 1991 from child support agreement for (child(ren) covered by this award)? \$.00	56. Did that office provide help in (Read categories and mark all that apply) Locating other parent <input type="checkbox"/> Establishing paternity <input type="checkbox"/> Establishing support obligation <input type="checkbox"/> Obtaining collection <input type="checkbox"/> Obtaining health insurance <input type="checkbox"/> Other - (Specify in notes) <input type="checkbox"/> OR was no help provided? <input type="checkbox"/>	65. CHECK ITEM This person is currently: Separated <input type="checkbox"/> (Skip to 67) All others <input type="checkbox"/> (Ask 66)
30. Does ... have any children under 21 years of age in this household who have a parent living elsewhere? Yes <input type="checkbox"/> (Ask 31) No <input type="checkbox"/> (Skip to 59)	42. Has the amount ever been officially changed (by the court or other agency)? Yes <input type="checkbox"/> (Ask 43) No <input type="checkbox"/> (Skip to 44)		57. In what year did you last contact such an agency? (Year 19-) <input type="checkbox"/> 1 <input type="checkbox"/> 2 <input type="checkbox"/> 3 <input type="checkbox"/> 4 <input type="checkbox"/> 5 <input type="checkbox"/> 6 <input type="checkbox"/> 7 <input type="checkbox"/> 8 <input type="checkbox"/> 9	66. After your (last) divorce, did you receive a property settlement such as: (Read categories and mark all that apply) A one time cash settlement <input type="checkbox"/> Some other type of settlement <input type="checkbox"/> Or was there no settlement reached? <input type="checkbox"/>
31. Which of your children have a (father/mother) who lives somewhere else? (Record only children born before 1/1/92)			58. In 1991, did you (Read categories and mark all that apply) - have Medicaid coverage? <input type="checkbox"/> receive food stamps? <input type="checkbox"/> receive public housing assistance? <input type="checkbox"/> receive welfare or general assistance payments? <input type="checkbox"/> receive AFDC or ADC payments? <input type="checkbox"/>	67. At the time of your (last) separation, were you working? Yes <input type="checkbox"/> (Ask 68) No <input type="checkbox"/> (Skip to 69)
REMEMINDER: Ask 33-51 about youngest child listed in 31				68. Were you working 35 hours or more per week or less than 35 hours per week? 35+ per week <input type="checkbox"/> Less than 35 hours per week <input type="checkbox"/> (End Questions)
32. CHECK ITEM This person is currently: Never married <input type="checkbox"/> (Skip to 34) All others <input type="checkbox"/> (Ask 33)				69. Did you work at any time during the 5 years before your (last) separation? Yes <input type="checkbox"/> No <input type="checkbox"/>
33. Is this child from the most recent divorce or separation? Yes <input type="checkbox"/> No <input type="checkbox"/>				

<p>18. LINE NUMBER</p> <p>18. What was ... doing most of LAST WEEK -</p> <p>Working <input checked="" type="checkbox"/> Keeping house <input type="checkbox"/> Going to school or something else <input type="checkbox"/></p> <p>Working (Skip to 20A) ... WK <input type="checkbox"/> With a job but not at work ... J <input type="checkbox"/> Looking for work ... LK <input type="checkbox"/> Keeping house ... H <input type="checkbox"/> Going to school ... S <input type="checkbox"/> Unable to work (Skip to 24) ... U <input type="checkbox"/> Retired ... R <input type="checkbox"/> Other (Specify) ... OT <input type="checkbox"/></p>	<p>20. Did ... do any work at all LAST WEEK, not counting work around the house? (Note: If farm or business operator in hh., ask about unpaid work.)</p> <p>Yes <input checked="" type="checkbox"/> No <input type="checkbox"/> (Go to 21)</p> <p>20A. How many hours did ... work LAST WEEK at all jobs?</p> <p>1-34 <input type="checkbox"/> (Go to 20C) 35-48 <input type="checkbox"/> (Go to 20D)</p> <p>20B. CHECK ITEM</p> <p>49+ <input type="checkbox"/> (Skip to item 23) 1-34 <input type="checkbox"/> (Go to 20C) 35-48 <input type="checkbox"/> (Go to 20D)</p> <p>20D. Did ... lose any time or take any time off LAST WEEK for any reason such as illness, holiday or slack work?</p> <p>Yes <input type="checkbox"/> No <input checked="" type="checkbox"/> (Correct 20A if lost time not already deducted; if 20A reduced below 35, correct 20B and fill 20C)</p> <p>20E. Did ... work any overtime or at more than one job LAST WEEK?</p> <p>Yes <input type="checkbox"/> No <input checked="" type="checkbox"/> (Correct 20A and 20B as necessary if extra hours not already included and skip to 23.) (Skip to 23)</p>	<p>21. (If in 19, skip to 21A.) Did ... have a job or business from which he/she was temporarily absent or on layoff LAST WEEK?</p> <p>Yes <input type="checkbox"/> No <input checked="" type="checkbox"/> (Go to 22)</p> <p>21A. Why was ... absent from work LAST WEEK?</p> <p>Own illness ... <input type="checkbox"/> On vacation ... <input type="checkbox"/> Bad weather ... <input type="checkbox"/> Labor dispute ... <input type="checkbox"/> New job to begin within 30 days <input type="checkbox"/> (Skip to 22B and 22C2) Temporary layoff (Under 30 days) <input type="checkbox"/> Indefinite layoff (30 days or more or no def. recall date) <input type="checkbox"/> (Skip to 22C3) Other (Specify) ... <input type="checkbox"/></p> <p>21B. Is ... receiving wages or salary from his/her employer for any of the time off LAST WEEK?</p> <p>Yes <input type="checkbox"/> No <input checked="" type="checkbox"/></p> <p>21C. Does ... usually work 35 hours or more a week at this job?</p> <p>Yes <input type="checkbox"/> No <input checked="" type="checkbox"/> (Skip to 23 and enter job held last week)</p>	<p>22. (If LK in 19, Skip to 22A.) Has ... been looking for work during the past 4 weeks?</p> <p>Yes <input type="checkbox"/> No <input checked="" type="checkbox"/> (Go to 24)</p> <p>22A. What has ... been doing in the last 4 weeks to find work? (Mark all methods used; do not read list.)</p> <p>Checked pub. employ. agency with - <input type="checkbox"/> pvt. employ. agency <input type="checkbox"/> employer directly ... <input type="checkbox"/> friends or relatives ... <input type="checkbox"/> Placed or answered ads. ... <input type="checkbox"/> Nothing (Skip to 24) ... <input type="checkbox"/> Other (Specify in notes, e.g., JTPA, union or prof. register, etc.) ... <input type="checkbox"/></p> <p>22B. At the time ... started looking for work, was it because he/she lost or quit a job or was there some other reason?</p> <p>• Lost job ... <input type="checkbox"/> • Quit job ... <input type="checkbox"/> • Left school ... <input type="checkbox"/> • Wanted temporary work ... <input type="checkbox"/> • Change in home or family responsibilities ... <input type="checkbox"/> • Left military service ... <input type="checkbox"/> • Other (Specify in notes) ... <input type="checkbox"/></p> <p>22C. 1) How many weeks has ... been looking for work?</p> <p>2) How many weeks ago did ... start looking for work?</p> <p>3) How many weeks ago was ... laid off?</p> <p>22D. Has ... been looking for full-time or part-time work?</p> <p>Full <input checked="" type="checkbox"/> Part <input type="checkbox"/></p> <p>22E. Could ... have taken a job LAST WEEK if one had been offered?</p> <p>Yes <input type="checkbox"/> No <input checked="" type="checkbox"/> Why not?</p> <p>Already has a job ... <input type="checkbox"/> Temporary illness ... <input type="checkbox"/> Going to school ... <input type="checkbox"/> Other (Specify in notes) ... <input type="checkbox"/></p> <p>22F. When did ... last work at a full-time job or business lasting 2 consecutive weeks or more?</p> <p>Within last 12 months (Specify) ... <input type="checkbox"/> (Month) _____</p> <p>One to five years ago ... <input type="checkbox"/> More than 5 years ago ... <input type="checkbox"/> Never worked full-time 2 wks. or more ... <input type="checkbox"/> Never worked at all ... <input type="checkbox"/> (SKIP to 23. If layoff entered in 21A, enter job, either full or part time, from which laid off. Else enter last full time job lasting 2 weeks or more, or "never worked.")</p>	<p>24. CHECK ITEM (Rotation number)</p> <p>First digit of SEGMENT number is:</p> <p>1, 3, 4, 5, 7 or 8 (Skip to 26) 2 or 6 (Go to 24A)</p> <p>24A. When did ... last work for pay at a regular job or business, either full- or part-time?</p> <p>Within past 12 months <input checked="" type="checkbox"/> 1 up to 2 years ago ... <input type="checkbox"/> 2 up to 3 years ago ... <input type="checkbox"/> (Go to 24B) 3 up to 4 years ago ... <input type="checkbox"/> 4 up to 5 years ago ... <input type="checkbox"/> 5 or more years ago ... <input type="checkbox"/> (Skip to 24C) Never worked ... <input type="checkbox"/></p> <p>24B. Why did ... leave that job?</p> <p>Personal, family (incl. pregnancy) or school ... <input type="checkbox"/> Health ... <input type="checkbox"/> Retirement or old age ... <input type="checkbox"/> Seasonal job completed ... <input type="checkbox"/> Slack work or business conditions ... <input type="checkbox"/> Temporary nonseasonal job completed ... <input type="checkbox"/> Unsatisfactory work arrangements (Hours, pay, etc.) ... <input type="checkbox"/> Other ... <input type="checkbox"/></p> <p>24C. Does ... want a regular job now, either full- or part-time?</p> <p>Yes <input type="checkbox"/> Maybe - it depends (Specify in notes) <input type="checkbox"/> (Go to 24D) No <input checked="" type="checkbox"/> Don't know <input type="checkbox"/> (Skip to 24E)</p> <p>24D. What are the reasons ... is not looking for work? (Mark each reason mentioned)</p> <p>• Believes no work available in line of work or area <input type="checkbox"/> • Couldn't find any work ... <input type="checkbox"/> • Lacks nec. schooling, training, skills or experience ... <input type="checkbox"/> • Employers think too young or too old ... <input type="checkbox"/> • Other pers. handicap in finding job <input type="checkbox"/> • Can't arrange child care ... <input type="checkbox"/> • Family responsibilities ... <input type="checkbox"/> • In school or other training ... <input type="checkbox"/> • Ill health, physical disability ... <input type="checkbox"/> • Other (Specify in notes) ... <input type="checkbox"/> • Don't know ... <input type="checkbox"/></p> <p>24E. Does ... intend to look for work of any kind in the next 12 months?</p> <p>Yes <input type="checkbox"/> No <input checked="" type="checkbox"/> It depends (Specify in notes) <input type="checkbox"/> Don't know <input type="checkbox"/> (If entry in 24B, describe job in 23, otherwise, skip to 26)</p>	<p>25. CHECK ITEM (Rotation number)</p> <p>First digit of SEGMENT number is:</p> <p>1, 3, 4, 5, 7 or 8 (Skip to 26) 2 or 6 (Go to 25A)</p> <p>25A. How many hours per week does ... USUALLY work at this job?</p> <p>25B. Is ... paid by the hour on this job?</p> <p>Yes <input type="checkbox"/> No <input checked="" type="checkbox"/> (Skip to 25C)</p> <p>25C. How much Dollars Cents does ... earn per hour?</p> <p>\$ _____ REF _____</p> <p>25D. How much does ... USUALLY earn per week at this job BEFORE deductions? Include any overtime pay, commissions, or tips usually received.</p> <p>\$ _____ REF _____</p> <p>25E. On this job, is ... a member of a labor union or of an employee association similar to a union?</p> <p>Yes <input type="checkbox"/> No <input checked="" type="checkbox"/> (Skip to 26)</p> <p>25F. On this job, is ... covered by a union or employee association contract?</p> <p>Yes <input type="checkbox"/> No <input checked="" type="checkbox"/> (Go to 26)</p>
<p>20C. Does ... USUALLY work 35 hours or more a week at this job?</p> <p>Yes <input type="checkbox"/> No <input checked="" type="checkbox"/> What is the reason ... worked less than 35 hours LAST WEEK?</p> <p>Slack work ... <input type="checkbox"/> Material shortage ... <input type="checkbox"/> Plant or machine repair ... <input type="checkbox"/> New job started during week ... <input type="checkbox"/> Job terminated during week ... <input type="checkbox"/> Could find only part-time work ... <input type="checkbox"/> Holiday (Legal or religious) ... <input type="checkbox"/> Labor dispute ... <input type="checkbox"/> Bad weather ... <input type="checkbox"/> Own illness ... <input type="checkbox"/> On vacation ... <input type="checkbox"/> Too busy with housework, school, personal bus., etc. ... <input type="checkbox"/> Did not want full-time work ... <input type="checkbox"/> Full-time work week under 35 hours ... <input type="checkbox"/> Other reason (Specify) ... <input type="checkbox"/></p> <p>(Mark the appropriate reason)</p> <p>(Skip to 23 and enter job worked at last week)</p>					
<p>23. DESCRIPTION OF JOB OR BUSINESS</p> <p>23A. For whom did ... work? (Name of company, business, organization or other employer.)</p> <p>23B. What kind of business or industry is this? (For example: TV and radio mfg., retail shoe store, State Labor Dept.)</p> <p>23C. What kind of work was ... doing? (For example: electrical engineer, stock clerk, typist, farmer.)</p> <p>23D. What were ...'s most important activities or duties at this job? (For example: types, keeps account books, files, sells cars, operates printing press, finishes concrete.)</p>					
<p>23E. Was this person</p> <p>An employee of a PRIVATE Co., bus., or individual for wages, salary or comm. ... P <input type="checkbox"/> A FEDERAL government employee ... F <input type="checkbox"/> (Go to 23F) A STATE government employee ... S <input type="checkbox"/> A LOCAL government employee ... L <input type="checkbox"/> Self-empl. in OWN bus., prof. practice, or farm ... <input checked="" type="checkbox"/> Is the business incorporated? Yes <input type="checkbox"/> No <input type="checkbox"/> SE <input type="checkbox"/> (Skip to 26) Working WITHOUT PAY in fam. bus. or farm ... WP <input type="checkbox"/> NEVER WORKED ... NEV <input type="checkbox"/></p>					
<p>23F. CHECK ITEM</p> <p>Entry (or NA) in item 20A <input type="checkbox"/> (Go to 25 at top of page)</p> <p>Entry (or NA) in item 21B <input type="checkbox"/></p> <p>All other cases (Skip to 26)</p>					

18A. LINE NO.	18B. RELATIONSHIP TO REFERENCE PERSON	18C. PAR'S LINE NO.	18D. AGE	18E. MARITAL STATUS	18F. SPOUSE'S LINE NUMBER	18G1. SEX Male Female	18G2. VETERAN STATUS Veteran Vietnam Era Korean War World War II World War I Other Service Nonveteran	18H. EDUCATIONAL ATTAINMENT	18I. RACE White Black Amer. Indian, Aleut, Eskimo Asian or Pacific Isl. Other	18J. ORIGIN
01	Ref. Person WITH rel. in H'hld.	02		Married—spouse present						
02	Ref. person with NO rel. in H'hld.	03		Married—spouse absent						
03	Husband	04		Widowed						
04	Wife	05		Divorced						
05	Natural/Adopted Child	06		Separated						
06	Step Child	07		Never married						
07	Grandchild	08								
08	Parent	09								
09	Brother/Sister	10								
10	Other Rel. of Ref. Person	11								
11	Foster Child	12								
12	Non-rel. of Ref. Person WITH OWN rel. in H'hld.	13								
13	Partner/Roommate	14								
14	Non-rel. of Ref. Person (other than partner/roommate) with NO OWN rel. in H'hld.									

26. CHECK ITEM (Transcribe from control card item 18) This person is 16-24 years of age (Ask 26A) All others (Skip to 26C)	26A. (If 'School' in 19, Verify) LAST WEEK was attending or enrolled in a high school, college, or university? (Mark 'Yes' if currently on holiday or seasonal vacation. Mark 'No' for summer vacation). Yes (Verify) No (Skip to 26C) High school College or Univ. (Ask 26B)	26B. Is enrolled in school as a full-time or part-time student? Full time Part time (Fill 26C)	26C. CHECK ITEM Who responded to the labor force items for this person? Self Other Self/Other	26. REMINDER: ASK THE L. F. ITEMS FOR ALL H.H. MEMBERS BEFORE ASKING THE SUPPLEMENT Approved - O.M.B. No. 0970-0120 - Expires 8-31-92	26A. CHECK ITEM Rotation 1 or 5 (End questions) Rotations 2, 3, 4, 6, 7 or 8 (Fill 29B)	26B. Does this person have own or adopted children in HH? Yes (Ask 30) No (Skip to 59)	30. Does have any children under 21 years of age in this household who have a parent living elsewhere? Yes (Ask 31) No (Skip to 59)	30. REMINDER: Ask items 31 through 59 of the parent - if not present make telephone callbacks	31. Which of your children have a (father/mother) who lives somewhere else? (Record only children born before 1/1/92)	31. REMINDER: Ask 33-51 about youngest child listed in 31	32. CHECK ITEM This person is currently: Never married (Skip to 34) All others (Ask 33)	33. Is this child from the most recent divorce or separation? Yes No	34. In what state does (father/mother) live? Same State as you Different State - Specify Other - Specify Don't know	35. Does (father/mother) have (Read categories) (Mark all that apply) Joint legal custody? Visitation privileges? Neither?	36. The next question is about the amount of time or visits between (father/mother) and (his/her) other parent. How many days did spend with (his/her) (father/mother) during 1991? None	37. Were child support payments for (Read categories) (Skip to 40) No child support order/ agreement Voluntary written agreement Court award (Ask 38) Other	38. CHECK ITEM Number of children listed in item 31 is: One (Skip to 41) More than one (Ask 39)	39. Other than (father/mother), which children living here are covered by that child support agreement? All other children are covered by this award or Line No. Line No. Line No. Line No. (Skip to 41)	40. Why is (father/mother) not covered by a child support order? (Read categories and mark all that apply) Paternity not established Other financial agreement made Parent lives in household Did not pursue an award Parent financially unable to pay Unable to locate parent Other - Specify Did not want child support	41. In what year were these payments first agreed to or awarded? (Year 19 -) 0 1 2 3 4 5 6 7 8 9	42. Has the amount ever been officially changed (by the court or other agency)? Yes (Ask 43) No (Skip to 44)	43. What was the year of the most recent change? (Year 19 -)	44. Is health insurance now included as part of the child support agreement? Yes No	45. During calendar year 1991 were you or your child(ren) covered by this award SUPPOSED to receive any child support? Yes (Ask 46) No (Skip to 47)	46. Were these payments to be received (Read categories) Directly from (father/mother) in the form of cash or a check? Through a court or public agency? By some other method? (Specify in notes)	47. Why were you or (father/mother) not supposed to receive payments in 1991? Child(ren) too old Payments not awarded or agreed to until calendar year 1992 Child(ren)'s other parent died before 1991 Other - Specify	48. Did you receive these payments (Read categories) Regularly Seldom Occasionally or Never?	49. In total, how much in child support payments were you SUPPOSED to receive in 1991 from child support agreement for (child(ren)) covered by this award? \$.00	50. How much in child support payments did you ACTUALLY receive in 1991 for (child(ren)) covered by this award? None \$.00	51. Could (father/mother) have received health insurance from their (father/mother) in 1991? (That is, was health insurance available from (him/her) regardless of whether you used it?) Yes No	52. CHECK ITEM Are all children listed in item 31 covered by this agreement? Yes (Skip to 55) No (Ask 53)	53. (Other than the support order which covers youngest child and those listed in item 39) Are any of your other children covered by a child support order? Yes (Ask 54) No (Skip to 55)	54. How many are covered by other child support orders? +	55. Have you ever contacted a child support enforcement office, a department of social services, or any other state or local government agency for aid in obtaining child support? Yes (Ask 56) No (Skip to 58)	56. Did that office provide help in (Read categories and mark all that apply) Locating other parent Establishing paternity Establishing support obligation Obtaining collection Obtaining health insurance Other - (Specify in notes) OR was no help provided?	57. In what year did you last contact such an agency? (Year 19 -) 0 1 2 3 4 5 6 7 8 9	58. In 1991, did you (Read categories and mark all that apply) - have Medicaid coverage? receive food stamps? receive public housing assistance? receive welfare or general assistance payments? receive AFDC or ADC payments?	59. CHECK ITEM This person is currently: Married (Ask 60) Widowed Divorced (Skip to 61) Separated Never married (Go to next person)	60. Have you ever been divorced or separated? Yes (Ask 61) No (Go to next person)	61. In what year did your (most recent) divorce/separation take place?	62. What was the year of that marriage?	63. Concerning your (last) divorce/separation, were alimony or maintenance payments agreed to or awarded? Yes (Ask 64) No (Skip to 65)	64. During 1991 were you SUPPOSED to receive alimony or maintenance payments? Yes No	65. CHECK ITEM This person is currently: Separated (Skip to 67) All others (Ask 66)	66. After your (last) divorce, did you receive a property settlement such as: (Read categories and mark all that apply) A one time cash settlement Some other type of settlement Or was there no settlement reached?	67. At the time of your (last) separation, were you working? Yes (Ask 68) No (Skip to 69)	68. Were you working 35 hours or more per week or less than 35 hours per week? 35+ per week Less than 35 hours per week (End Questions)	69. Did you work at any time during the 5 years before your (last) separation? Yes No
--	---	---	--	---	---	---	--	---	---	---	---	---	--	---	---	---	---	---	---	--	---	---	--	--	--	--	---	--	---	--	---	---	--	--	---	---	---	---	---	--	---	---	---	--	---	---	--	--

APPENDIX D

Specific Metropolitan Identifiers

The specific metropolitan identifiers on this file are based on the Office of Management and Budget's June 30, 1984 definitions and are ranked according to Census Bureau population estimates for July 1, 1983. Identification of CMSA's is based on the CMSA/MSA rank code (see List 1) or the CMSA FIPS Code (see List 5). MSA's can be identified by using either the CMSA/MSA rank code (List 1) or the FIPS MSA/PMSA code (List 4). PMSA's can be identified by either the FIPS MSA/PMSA code (List 4) or a combination

of the CMSA/MSA rank codes and the PMSA rank code (List 2). Identification of Individual central cities is based on a combination of codes (See List 3). Individual central cities are identified by the appropriate central city code and the FIPS MSA/PMSA code or the appropriate central city code, the CMSA/MSA rank code, and, if necessary, the PMSA rank code. Some examples of the proper coding of specific metropolitan areas are given below.

<u>AREA</u>	<u>CMSA/ MSA RANK (HG-MSAR)</u>	<u>PMSA RANK CODE (HG-PMSA)</u>	<u>INDIVIDUAL CENTRAL CITY CODE (INDCCODE)</u>	<u>FIPS MSA/PMSA CODE (HG-MSAC)</u>
	List 1	List 2	List 3	List 4
Dallas-Fort Worth, TX CMSA	010	N/C	N/C	N/C
Fort Worth-Arlington, TX PMSA	010	02	N/C	N/C
OR	N/C	N/C	N/C	2800
Fort Worth, TX Central City	010	02	1	N/C
OR	N/C	N/C	1	2800
Phoenix, AZ MSA	023	N/C	N/C	N/C
OR	N/C	N/C	N/C	6200
Mesa, AZ Central City	023	N/C	2	N/C
OR	N/C	N/C	2	6200
Burlington, VT MSA	224	N/C	N/C	N/C
OR	H/C	N/C	N/C	1305

N/C = No Code Required

NOTES:

- Do not attempt to tally CMSA totals by summing identified PMSA's. The specific PMSA identification for some PMSA's is suppressed while the specific CMSA for those areas is available. The New Hampshire portion of the Boston CMSA is an example of this. While specific identification of Nashua and the Lawrence-Haverill and Lowell portions is suppressed, all areas are coded as being in the Boston CMSA.
- Many of the smaller metropolitan areas in sample do not contain central city/balance breakdowns and hence, are coded "not identifiable" in the household central city metropolitan statistical area residence status code (HCCC-R). It is recommended that this code in conjunction with the modified household metropolitan statistical area residence status code (HMSA-R) be used for tallying metropolitan residence status for national and other grouped data. The HG in each listing refers to Household Geographic.

LIST 1: CMSA/MSA 1983 RANK CODES (HG-MSAR)

<u>CMSA/ MSA RANK CODE (HG-MSAR)</u>	<u>FIPS MSA/ PMSA CODE (HG-MSAC)</u>	<u>CMSA/MSA TITLE</u>
001		New York-New Jersey-Long Island, NY-NJ CMSA
002		Los Angeles-Anaheim-Riverside, CA CMSA
003		Chicago-Gary-Lake County, IL-IN-WI CMSA (Wisconsin portion not in sample)
004		Philadelphia-Wilmington-Trenton, PA-NJ-DE-MD CMSA (Maryland portion suppressed)
005		San Francisco-Oakland-San Jose, CA CMSA
006		Detroit-Ann Arbor, MI CMSA
007		Boston-Lawrence-Salem, MA-NH CMSA
008		Houston-Galveston-Brazoria, TX CMSA
009	8840	Washington, DC-VA MSA
010		Dallas-Fort Worth, TX CMSA
011		Cleveland-Akron-Lorain, OH CMSA
012		Miami-Fort Lauderdale, FL CMSA
013		Pittsburgh-Beaver Valley, PA CMSA
014		St. Louis, MO-IL CMSA
015	0520	Atlanta, GA MSA
016	0720	Baltimore, MD MSA
017	5120	Minneapolis-St. Paul, MN-WI MSA (Wisconsin portion not identified)
018		Seattle-Tacoma, WA CMSA
019	7320	San Diego, CA MSA
020	8280	Tampa-St. Petersburg-Clearwater, FL MSA
021		Denver-Boulder, CO CMSA
022		Cincinnati-Hamilton, OH-KY-IN CMSA (Indiana portion not identified)
023	6200	Phoenix, AZ MSA
024		Milwaukee-Racine, WI CMSA
025	3760	Kansas City, MO-KS MSA
026		Portland-Vancouver, OR-WA CMSA
027	5560	New Orleans, LA MSA
028	1840	Columbus, OH MSA
029	5720	Norfolk-Virginia Beach-Newport News, VA MSA
030		Buffalo-Niagara Falls, NY CMSA
031	6920	Sacramento, CA MSA
032	3480	Indianapolis, IN MSA
033	7240	San Antonio, TX MSA
034		Providence-Pawtucket-Fall River, RI-MA CMSA
035	1520	Charlotte-Gastonia-Rock Hill, NC-SC MSA
036		Hartford-New Britain-Middletown, CT CMSA
037	7160	Salt Lake City-Ogden, UT MSA
038	6840	Rochester, NY MSA
039	5880	Oklahoma City, OK MSA
040	4520	Louisville, KY-IN MSA
041	2000	Dayton-Springfield, OH MSA
042	4920	Memphis, TN-AR-MS MSA (Arkansas and Mississippi portions not identified)
043	1000	Birmingham, AL MSA
044	5360	Nashville, TN MSA

<u>CMSA/ MSA RANK CODE (HG-MSAR)</u>	<u>FIPS MSA/ PMSA CODE (HG-MSAC)</u>	<u>CMSA/MSA TITLE</u>
045	3120	Greenboro-Winston Salem-High Point, NC MSA
046	0160	Albany-Schenectady-Troy NY MSA
047	3320	Honolulu, HI MSA
048	5960	Orlando, FL MSA
049	6760	Richmond-Petersburg, VA MSA (Dinwiddie and Prince George counties and Colonial Heights, Hopewell, and Petersburg cities not in sample)
050	3600	Jacksonville, FL MSA
051	7560	Scranton-Wilkes Barre, PA MSA (Monroe county not in sample)
052	0560	Tulsa, OK MSA
053	8960	West Palm Beach-Boca Raton-Delray Beach, FL MSA
054	8160	Syracuse, NY MSA
055	0240	Allentown-Bethlehem, PA-NJ MSA (New Jersey portion not identified)
056	0640	Austin, TX MSA
057	3000	Grand Rapids, MI MSA
058	8400	Toledo, OH MSA
059	5920	Omaha, NE-IA MSA (Iowa portion not identified)
060	6640	Raleigh-Durham, NC MSA
061	3160	Greenville-Spartanburg, SC MSA
062	3840	Knoxville, TN MSA
063	8520	Tucson, AZ MSA
064	3240	Harrisburg-Lebanon-Carlisle, PA MSA (Lebanon county not in sample)
065	2840	Fresno, CA MSA
066	0760	Baton Rouge, LA MSA
067	9320	Youngstown-Warren, OH MSA
068	4120	Las Vegas, NV MSA
069	8000	Springfield, MA MSA
070	2320	El Paso, TX MSA
071	5480	New Haven-Meriden, CT MSA
072	4400	Little Rock-North Little Rock, AR MSA
073	1440	Charleston, SC MSA
074	5160	Mobile, AL MSA (Baldwin county not in sample)
075	0680	Bakersfield, CA MSA
076	3660	Johnson City-Kingsport-Bristol, TN-VA MSA (Virginia portion not identified)
077	2640	Flint, MI MSA
078	0200	Albuquerque, NM MSA
079	9040	Wichita, KS MSA
080	1760	Columbia, SC MSA
081	1560	Chattanooga, TN-GA MSA (Marion and Sequatchie counties Tennessee not in sample)
082	6960	Saginaw-Bay City-Midland, MI MSA
083	4040	Lansing-East Lansing, MI MSA
084	9240	Worcester, MA MSA
085	1320	Canton, OH MSA
086	0840	Beaumont-Port Arthur, TX MSA
087	9280	York, PA MSA
088	1960	Davenport-Rock Island-Moline, IA-IL MSA
089	8120	Stockton, CA MSA
090	2120	Des Moines, IA MSA (Dallas county not in sample)
091	4000	Lancaster, PA MSA

<u>CMSA/ MSA RANK CODE (HG-MSAR)</u>	<u>FIPS MSA/ PMSA CODE (HG-MSAC)</u>	<u>CMSA/MSA TITLE</u>
092	3560	Jackson, MS MSA
093	6120	Peoria, IL MSA
094	0600	Augusta, GA-SC, MSA
095	1880	Corpus Christi, TX MSA
096	7680	Shreveport, LA MSA
097	2760	Fort Wayne, IN MSA
098	7840	Spokane, WA MSA
099	3980	Lakeland-Winter Haven, FL MSA
100	1720	Colorado Springs, CO MSA
101	3400	Huntington-Ashland, WV-KY-OH MSA (Kentucky and Ohio portions not identified)
102	4720	Madison, WI MSA
103	4880	McAllen-Edinburg-Mission, TX MSA
104	4200	Lexington-Fayette, KY MSA
105	8680	Utica-Rome, NY MSA
106	7480	Santa Barbara-Santa Maria-Lompoc, CA MSA
107	6680	Reading, PA MSA
108	6080	Pensacola, FL MBA
109	7120	Salinas-Seaside-Monterey, CA MSA
110	4900	Melbourne-Titusville-Palm Bay, FL MSA
111	0460	Appleton-Oshkosh-Neenah, WI MSA
112	2020	Daytona Beach, FL MSA
113	5170	Modesto, CA MSA
115	5240	Montgomery, AL MSA
116	2360	Erie, PA MSA
117	6880	Rockford, IL MSA
118	2440	Evansville, IN-KY MSA (Kentucky portion not identified)
119	4600	Macon-Warner Robins, GA MSA
120	1400	Charleston, WV MSA
121	2400	Eugene-Springfield, OR MSA
122	0960	Binghamton, NY MSA
123	8700	Visalia-Tulare-Porterville, CA MSA
124	3680	Johnstown, PA MSA
125	2240	Duluth, MN-WI MSA (Wisconsin portion not identified)
126	5520	New London-Norwich, CT-RI MSA (Rhode Island portion suppressed)
127	7000	Salem, OR MSA
128	6460	Poughkeepsie, NY MSA
129	2560	Fayetteville, NC MSA
130	1800	Columbus, GA-AL MSA (Alabama portion not in sample)
131	2700	Fort Myers, FL MSA
132	7000	South Bend-Mishawaka, IN MSA
133	6520	Provo-Orem, UT MSA (Central City portion only identified)
134	1240	Brownsville-Harlingen, TX MSA
135	7520	Savannah, GA MSA
136	7510	Sarasota, FL MSA
137	6000	Roanoke, VA MSA
138	4600	Lubbock, TX MSA
139	3080	Lafayette, LA MSA
140	3810	Killeen-Temple, TX MSA
141	7920	Springfield, MO MSA
142	3720	Kalamazoo, MI MSA
143	0300	Anchorage, AK MSA

<u>CMSA/ MSA RANK CODE (HG-MSAR)</u>	<u>FIPS MSA/ PMSA CODE (HG-MSAC)</u>	<u>CMSA/MSA TITLE</u>
144	6720	Reno, NV MSA (Central City portion only identified)
145	3290	Hickory, NC MSA
146	3440	Huntsville, AL MSA
147	8000	Waterbury, CT MSA
148	8240	Tallahassee, FL MSA
149	6450	Portsmouth-Dover-Rochester, NH-ME MSA (Maine portion not entirely in sample and it is not identified)
150	6400	Portland, ME MSA
151	4360	Lincoln, NE MSA
152	0920	Biloxi-Gulfport, MS MSA
153	3350	Houma-Thibodaux, LA MSA
154	7080	Springfield, IL MSA
156	1000	Boise City, ID MSA
157	2900	Gainesville, FL MSA
150	9000	Wheeling, WV-OH MSA (Ohio portion not identified)
161	8000	Waco, TX MSA
163	3960	Lake Charles, LA MSA
164	1360	Cedar Rapids, IA MSA
165	5400	New Bedford, MA MSA
166	1400	Champaign-Urbana-Rantoul, IL MSA
169	2720	Fort Smith, AR-OK MSA (Oklahoma portion not in sample)
170	1140	Bradenton, FL MBA
171	0480	Asheville, NC MSA
172	0870	Benton Harbor, MI MSA
173	8920	Waterloo-Cedar Falls, IA MSA
174	2670	Fort Collins-Loveland, CO MBA
178	8440	Topeka, KS MSA (Central City portion only identified)
179	1620	Chico, CA MSA
180	5320	Muskegon, MI MSA
181	4320	Lima, OH MSA
184	5790	Ocala, FL MSA
185	3520	Jackson, MS MSA
186	5200	Monroe, LA MSA
192	8600	Tuscaloosa, AL MSA
193	0780	Battle Creek, MI MSA
194	0405	Anderson, SC MSA
197	5910	Olympia, WA MSA
198	8320	Terre Haute, IN MSA
199	2650	Florence, AL MSA
201	0280	Altoona, PA MSA
202	0400	Anderson, IN MSA
203	4760	Manchester, NH MSA
204	4890	Medford, OR MBA
207	3710	Joplin, MO MSA
209	4800	Mansfield, OH MSA
211	7610	Sharon, PA MSA
216	6560	Pueblo, CO MSA
219	4200	Lawton, OK MSA
221	1040	Bloomington-Normal, IL MSA
222	2750	Fort Walton Beach, FL MSA
224	1305	Burlington, VT MSA
225	9140	Williamsport, PA MSA
226	7720	Sioux City, IA-NE MSA (Nebraska portion not in sample)

<u>CMSA/ MSA RANK CODE (HG-MSAR)</u>	<u>FIPS MSA/ PMSA CODE (HG-MSAC)</u>	<u>CMSA/MSA TITLE</u>
231	7760	Sioux Falls, SD MSA
233	2655	Florence, SC MSA
240	0860	Bellingham, WA MSA
242	9340	Yuba City, CA MSA
246	1740	Colombia, MO MSA
247	2880	Gadsden, AL MSA
248	2580	Fayetteville-Springdale, AR MSA
252	3740	Kankakee, IL MSA

LIST 2: PMSA 1983 RANK CODES (HG-PMSA)

Note: The PMSA Rank is assigned based on a PMSA's population when compared to other PMSA's within the parent CMSA.

<u>CMSA RANK CODE (HG-MSAR)</u>	<u>PMSA RANK CODE (HG-PMSA)</u>	<u>FIPS MSA PMSA CODE (HG-MSAC)</u>	<u>PMSA TITLE</u>
001	01	5600	New York, NY
	02	5380	Nassau-Suffolk, NY
	03	5640	Newark, NJ
	04	0875	Bergen-Passaic, NJ
	05	5015	Middlesex-Somerset-Hunterdon, NJ
	06	5190	Monmouth-Ocean, NJ
	07	3640	Jersey City, NJ
	00	1160	Bridgeport-Milford, CT
	09	5950	Orange County, NY
	10	8040	Stamford, CT
	11	1930	Danbury, CT
	12	5760	Norwalk, CT
002	01	4480	Los Angeles-Long Beach, CA
	02	0360	Anaheim-Santa Ana, CA
	03	6780	Riverside-San Bernardino, CA
	04	6000	Oxnard-Ventura, CA
003	01	1600	Chicago, IL
	02	2960	Gary-Hammond, IN
	03	3965	Lake County, IL
	04	3690	Joliet, IL
	05	0620	Aurora-Elgin, IL
004	01	6160	Philadelphia, PA-NJ
	02	9160	Wilmington, DE-NJ-MD (New Jersey portion not identified, Maryland portion suppressed.)
	03	8480	Trenton, NJ
005	01	5775	Oakland, CA
	02	7360	San Francisco, CA
	03	7400	San Jose, CA
	04	8720	Vallejo-Fairfield-Napa, CA
	05	7500	Santa Rosa-Petaluma, CA
	06	7485	Santa Cruz, CA
006	01	2160	Detroit, MI
	02	0440	Ann Arbor, MS
007	01	1120	Boston, MA
	02	4160	Lawrence-Haverhill, MA-NH (New Hampshire portion not identified)
	03	7090	Salem-Gloucester, MA
	04	4560	Lowell, MA-NH (New Hampshire portion not identified)
008	05	1200	Brockton, MA
	01	3360	Houston, TX
	02	2920	Galveston-Texas City, TX
010	03	1145	Brazoria, TX
	01	1920	Dallas, TX
	02	2800	Fort Worth-Arlington, TX

<u>CMSA</u> <u>RANK</u> <u>CODE</u> <u>(HG-MSAR)</u>	<u>PMSA</u> <u>RANK</u> <u>CODE</u> <u>(HG-PMSA)</u>	<u>FIPS</u> <u>MSA</u> <u>PMSA</u> <u>CODE</u> <u>(HG-MSAC)</u>	<u>PMSA TITLE</u>
011	01	1680	Cleveland, OH
	02	0080	Akron, OH
	03	4440	Lorain-Elyria, OH
012	01	5000	Miami-Hialeah, FL
	02	2680	Fort Lauderdale-Hollywood-Pompano Beach, FL
013	01	6280	Pittsburgh, PA
	02	0845	Beaver County, PA
014	01	7040	St. Louis, MO-IL (Illinois portion not identified)
018	01	7600	Seattle, WA
	02	8200	Tacoma, WA
021	01	2080	Denver, CO
	02	1125	Boulder-Longmont, CO
022	01	1640	Cincinnati, OH-KY-IN (Indiana portion not identified)
	02	3200	Hamilton-Middletown, OH
024	01	5080	Milwaukee, WI
	02	6600	Racine, WI
026	01	6440	Portland, OR
	02	8725	Vancouver, WA
030	01	1280	Buffalo, NY
	02	5700	Niagara Falls, NY
034	01	6480	Providence, RI
	02	6060	Pawtucket-Woonsocket-Attleboro, RI-MA (Rhode Island-Central City portion only identified)
036	01	3280	Hartford, CT
	02	5440	New Britain, CT

LIST 3: INDIVIDUAL CENTRAL CITY CODES (INDCCODE)

<u>CMSA/MSA RANK CODE (HG-MSAR)</u>	<u>PMSA RANK CODE (HG-PMSA)</u>	<u>INDIVIDUAL CENTRAL CITY CITY CODE (INDCCODE)</u>	<u>CITY</u>
001	03	1	Newark, NJ
		2	Elizabeth, NJ
002	01	1	Los Angeles, CA
		2	Long Beach, CA
		3	Pasadena, CA
		0	Others
	02	1	Anaheim, CA
		2	Santa Ana, CA
		0	Others
003	01	1	Chicago, IL
		0	Others
	02	1	Gary, IN
005	01	1	Oakland, CA
		0	Others
006	01	1	Detroit, MI
		0	Others
007	01	1	Boston, MA
		0	Others
010	01	1	Dallas, TX
		0	Others
	02	1	Fort Worth, TX
012	01	1	Arlington, TX
		2	Miami, FL
	0	Others	
017	02	1	Fort Lauderdale, FL
		0	Others
		1	Minneapolis, MN
020	-	0	Others
		1	Tampa, FL
023	-	0	Others
		1	Phoenix, AZ
		2	Mesa, AZ
029	-	0	Others
		1	Norfolk, VA
		2	Virginia Beach, VA
		3	Newport News, VA
		4	Hampton, VA
045	-	0	Others
		1	Greensboro, NC
046	-	0	Others
		1	Albany, NY
060	-	0	Others
		1	Raleigh, NC
069	-	0	Others
		1	Springfield, MA
		0	Others

LIST 4: FIPS MSA/PMSA CODES (HG-MSAC)

<u>CMSA/ MSA RANK CODE (HG-MSAR)</u>	<u>PMSA RANK CODE (HG-PMSA)</u>	<u>FIPS MSA/ PMSA CODE (HG-MSAC)</u>	<u>MSA/PMSA TITLE</u>
011	02	0080	Akron, OH, PMSA
046		0160	Albany-Schenectady-Troy, NY MSA
078		0200	Albuquerque, NM MSA
055		0240	Allentown-Bethlehem, PA-NJ MSA (New Jersey portion not identified)
201		0280	Altoona, PA MSA
002	02	0360	Anaheim-Santa Ana, CA PMSA
143		0380	Anchorage, AK MSA
202		0400	Anderson, IN MSA
194		0405	Anderson, SC MSA
006	02	0440	Ann Arbor, MI PMSA
111		0460	Appleton-Oshkosh-Neenah, WI MSA
171		0480	Asheville, NC MSA
015		0520	Atlanta, GA MSA
094		0600	Augusta, GA-SC MSA
003	05	0620	Aurora-Elgin, IL PMSA
056		0640	Austin, TX MSA
075		0680	Bakersfield, CA MSA
016		0720	Baltimore, MD MSA
066		0760	Baton Rouge, LA MSA
193		0780	Battle Creek, MI MSA
086		0840	Beaumont-Port Arthur, FL MSA
013	02	0845	Beaver County, PA PMSA
240		0860	Bellingham, WA MSA
172		0870	Benton Harbor, MI MSA
001	04	0875	Bergen-Passaic, NJ PMSA
152		0920	Biloxi-Gulfport, MS MSA
122		0960	Binghamton, NY MSA
043		1000	Birmingham, AL MSA
221		1040	Bloomington-Normal, IL MSA
156		1080	Boise City, ID MSA
007	01	1120	Boston, MA PMSR
021	02	1125	Boulder-Longmont, CO PMSA
170		1140	Bradenton, FL MSA
008	03	1145	Brazoria, TX PMSA
001	08	1160	Bridgeport-Milford, CT PMSA
007	05	1200	Brockton, MA PMSA
134		1240	Brownsville-Harlingen, TX MSA
030	01	1280	Buffalo, NY PMSA
224		1305	Burlington, VT MSA
085		1320	Canton, OH MSA
164		1360	Cedar Rapids, IA MSA
166		1400	Champaign-Urbana-Rantoul, IL MSA
073		1440	Charleston, SC MSA
120		1480	Charleston, WV MSA
035		1520	Charlotte-Gastonia-Rock Hill, NC-SC MSA
081		1560	Chattanooga, TN-A MSA (Marion and Sequatchie counties Tennessee not in sample)

<u>CMSA/ MSA RANK CODE (HG-MSAR)</u>	<u>PMSA RANK CODE (HG-PMSA)</u>	<u>FIPS MSA/ PMSA CODE (HG-MSAC)</u>	<u>MSA/PMSA TITLE</u>
003	01	1600	Chicago, IL PMSA identified)
179		1620	Chico, CA MSA
022	01	1640	Cincinnati, OH-KY-IN PMSA (Indiana portion not identified)
011	01	1680	Cleveland, OH PMSA
100		1720	Colorado Springs, CO MSA
246		1740	Colombia, MO MSA
080		1760	Columbia, SC MSA
130		1800	Columbus, GA-AL MSA (Alabama portion not in sample)
028	-	1840	Columbus, OH MSA
095		1880	Corpus Christi, TX MSA
010	01	1920	Dallas, TX PMSA
001	11	1930	Danbury, CT PMSR
088		1960	Davenport-Rock Island-Moline, IA-IL MSA
041		2000	Dayton-Springfield, OH MSA
112		2020	Daytona Beach, FL MSA
021	01	2080	Denver, CO PMSA
090		2120	Des Moines, IA MSA (Dallas County not in sample)
006	01	2160	Detroit, MI PMSA
125		2240	Duluth, MN-WI MSA (Wisconsin portion not identified)
070		2320	El Paso, TX MSA
116		2360	Erie, PA MSA
121		2400	Eugene-Springfield, OR MSA
118		2440	Evansville, IN-KY MSA (Kentucky portion not identified)
129		2560	Fayetteville, NC MSA
248		2580	Fayetteville-Springdale, AR MSA
077		2640	Flint, MI MSA
199		2650	Florence, AL MSA
233		2655	Florence, SC MSA
174		2670	Fort Collins-Loveland, CO MSA
012	02	2680	Fort Lauderdale-Hollywood-Pompano Beach, FL PMSA
131		2700	Fort Myers, FL MSA
169		2720	Fort Smith, AR-OK MSA (Oklahoma portion not in sample)
222		2750	Fort Walton Beach, FL MSA
097		2760	Fort Wayne, IN MSA
010	02	2800	Fort Worth-Arlington, TX PMSA
065		2840	Fresno, CA MSA
247		2880	Gadsden, AL MSA
157		2900	Gainesville, FL MSA
008	02	2920	Galveston-Texas City, TX PMSA
003	02	2960	Gary-Hammond, IN PMSA
057		3000	Grand Rapids, MI MSA
045		3120	Greenboro-Winston Salem-High Point, NC MSA
061		3160	Greenville-Spartanburg, SC MSA
022	02	3200	Hamilton-Middletown, OH PMSA
064		3240	Harrisburg-Lebanon-Carlisle, PA MSA (Lebanon County not in sample)

<u>CMSA/ MSA RANK CODE (HG-MSAR)</u>	<u>PMSA RANK CODE (HG-PMSA)</u>	<u>FIPS MSA/ PMSA CODE (HG-MSAC)</u>	<u>MSA/PMSA TITLE</u>
036	01	3280	Hartford, CT PMSA
145		3290	Hickory, NC MSA
047		3320	Honolulu, HI MSA
153		3350	Houma-Thibodaux, LA MSA
008	01	3360	Houston, TX PMSA
101		3400	Huntington-Ashland, WV-KY-OH MSA (Kentucky and Ohio portions not identified)
146		3440	Huntsville, AL MSA
032		3480	Indianapolis, IN MSA
185		3520	Jackson, MI MSA
092		3560	Jackson, MS MSA
050		3600	Jacksonville, FL MSA
001	07	3640	Jersey City, NJ PMSA
076		3660	Johnson City-Kingsport-Bristol, TN-VA MSA (Virginia portion not identified)
124		3680	Johnstown, PA MSA
003	04	3690	Joliet, IL PMSA
207		3710	Joplin, MO MSA
142		3720	Kalamazoo, MI MSA
252		3740	Kankakee, IL MSA
025		3760	Kansas City, MO-KS MSA
140		3810	Killeen-Temple, TX MSA
062		3840	Knoxville, TN MSA
139		3880	Lafayette, LA MSA
163		3960	Lake Charles, LA MSA
003	03	3965	Lake County, IL PMSA
099		3980	Lakeland-Winter Haven, FL MSA
091		4000	Lancaster, PA MSA
083		4040	Lansing-East Lansing, MI MSA
060		4120	Las Vegas, NV MSA
007	02	4160	Lawrence-Haverhill, MA-NH PMSA (New Hampshire portion not identified)
219		4200	Lawton, OK MSA
104		4280	Lexington-Fayette, KY MSA
181		4320	Lima, OH MSA
151		4360	Lincoln, NE MSA
072		4400	Little Rock-North Little Rock, AR MSA
011	03	4440	Lorain-Elyria, OH PMSA
002	01	4480	Los Angeles-Long Beach, CA PMSA
040		4520	Louisville, KY-IN MSA
007	04	4560	Lowell, MA-NH PMSA (New Hampshire portion not identified)
138		4600	Lubbock, TX MSA
119		4680	Macon-Warner Robins, GA MSA
102		4720	Madison, WI MSA
203		4760	Manchester, NH MSA
209		4800	Mansfield, OH MSA
103		4880	McAllen-Edinburg-Mission, TX MSA
204		4890	Medford, OR MSA
110		4900	Melbourne-Titusville-Palm Bay, FL MSA
042		4920	Memphis, TN-AR-MS MSA (Arkansas and Mississippi portions not identified)
012	01	5000	Miami-Hialeah, FL PMSA

<u>CMSA/ MSA RANK CODE (HG-MSAR)</u>	<u>PMSA RANK CODE (HG-PMSA)</u>	<u>FIPS MSA/ PMSA CODE (HG-MSAC)</u>	<u>MSA/PMSA TITLE</u>
001	05	5015	Middlesex-Somerset-Hunterdon, NJ PMSA
024	01	5080	Milwaukee, WI PMSA
017		5120	Minneapolis-St. Paul, MN-WI MSA (Wisconsin portion not identified)
074		5160	Mobile, AL MSA (Baldwin county not in sample)
113		5170	Modesto, CA MSA
001	06	5190	Monmouth-Ocean, NJ PMSA
106		5200	Monroe, LA MSA
115		5240	Montgomery, AL MSA
100		5320	Muskegon, MI MSA
044		5360	Nashville, TN MSA
001	02	5380	Nassau-Suffolk, NY PMSA
165		5400	New Bedford, MA MSA
036	02	5440	New Britain, CT PMSA
071		5480	New Haven-Meriden, CT MSA
126		5520	New London-Norwich, CT-RI MSA (Rhode Island portion suppressed)
027		5560	New Orleans, LA MSA
001	01	5600	New York, NY PMSA
001	03	5640	Newark, NJ PMSA
030	02	5700	Niagara Falls, NY PMSA
029		5720	Norfolk-Virginia Beach-Newport News, VA MSA
001	12	5760	Norwalk, CT PMSA
005	01	5775	Oakland, CA PMSA
184		5790	Ocala, FL MSA
039		5880	Oklahoma City, OK MSA
197		5910	Olympia, WA MSA
059		5920	Omaha, NE-IA MSA (Iowa portion not identified)
001	09	5950	Orange County, NY PMSA
048		5960	Orlando, FL MSA
002	04	6000	Oxnard-Ventura, CA PMSA
034	02	6060	Pawtucket-Woonsocket-Attleboro, RI-MA PMSA (Rhode Island Central City portion only identified)
100		6080	Pensacola, FL MSA
093		6120	Peoria, IL MSA
004	01	6160	Philadelphia, PA-NJ PMSA
023		6200	Phoenix, AZ MSA
013	01	6280	Pittsburgh, PA PMSA
150		6400	Portland, ME MSA
026	01	6440	Portland, OR PMSA
149		6450	Portsmouth-Dover-Rochester, NH-ME MSA (Maine portion not entirely in sample and it is not identified)
128		6460	Poughkeepsie, NY MSA
034	01	6480	Providence, RI PMSA
133		6520	Provo-Orem, UT MSA (Central City portion only identified)
216		6560	Pueblo, CO MSA
024	02	6600	Racine, WI PMSA
060		6640	Raleigh-Durham, NC MSA
107		6680	Reading, PA MSA
144		6720	Reno, NV MSA (Central City portion only identified)

<u>CMSA/ MSA RANK CODE (HG-MSAR)</u>	<u>PMSA RANK CODE (HG-PMSA)</u>	<u>FIPS MSA/ PMSA CODE (HG-MSAC)</u>	<u>MSA/PMSA TITLE</u>
049		6760	Richmond-Petersburg, VA MSA (Dinwiddie and Prince George counties and Colonial Heights, Hopewell, and Petersburg cities not in sample)
002	03	6780	Riverside-San Bernardino, CA PMSA
137		6800	Roanoke, VA MSA
038		6840	Rochester, NY MSA
117		6880	Rockford, IL MSA
031		6920	Sacramento, CA MSA
082		6960	Saginaw-Bay City-Midland, MI MSA
014	01	7040	St. Louis, MO-IL PMSA (Illinois portion not identified)
127		7080	Salem, OR MSA
007	03	7090	Salem-Gloucester, MA PMSA
109		7120	Salinas-Seaside-Monterey, CA MSA
037		7160	Salt Lake City-Ogden, UT MSA
033		7240	San Antonio, TX MSA
019		7320	San Diego, CA MSA
005	02	7360	San Francisco, CA PMSA
005	03	7400	San Jose, CA PMSA
106		7480	Santa Barbara-Santa Maria-Lompoc, CA MSA
005	06	7485	Santa Cruz, CA PMSA
005	05	7500	Santa Rosa-Petaluma, CA PMSA
136		7510	Sarasota, FL MSA
135		7520	Savannah, GA MSA
051		7560	Scranton-Wilkes Barre, PA MSA (Monroe county not in sample)
018	01	7600	Seattle, WA PMSA
211		7610	Sharon, PA MSA
096		7680	Shreveport, LA MSA
226		7720	Sioux City, IA-NE MSA (Nebraska portion not in sample)
231		7760	Sioux Falls, SD MSA
132		7800	South Bend-Mishawaka, IN MSA
090		7840	Spokane, WA MSA
154		7880	Springfield, IL MSA
141		7920	Springfield, MO MSA
069		8000	Springfield, MA MSA
001	10	8040	Stamford, CT PMSA
089		8120	Stockton, CA MSA
054		8160	Syracuse, NY MSA
018	02	8200	Tacoma, WA PMSA
148		8240	Tallahassee, FL MSA
020		8280	Tampa-St. Petersburg-Clearwater, FL MSA
198		8320	Terre Haute, IN MSA
058		8400	Toledo, OH MSA
170		8440	Topeka, KS MSA (Central City portion only identified)
004	03	8480	Trenton, NJ PMSA
063		8520	Tucson, AZ MSA
052		8560	Tulsa, OK MSA
192		8600	Tuscaloosa, AL MSA
105		8680	Utica-Rome, NY MSA

<u>CMSA/ MSA RANK CODE (HG-MSAR)</u>	<u>PMSA RANK CODE (HG-PMSA)</u>	<u>FIPS MSA/ PMSA CODE (HG-MSAC)</u>	<u>MSA/PMSA TITLE</u>
005	04	8720	Vallejo-Fairfield-Napa, CA PMSA
026	02	8725	Vancouver, WA PMSA
123		8780	Visalia-Tulare-Porterville, CA MSA
161		8800	Waco, TX MSA
009		8840	Washington, DC-MD-VA MSA
147		8880	Waterbury, CT MSA
173		8920	Waterloo-Cedar Falls, IA MSA
053		8960	West Palm Beach-Boca Raton-Delray Beach, FL MSA
158		9000	Wheeling, WV-OH MSA (Ohio portion not identified)
079		9040	Wichita, KS MSA
225		9140	Williamsport, PA MSA
004	02	9160	Wilmington, DE-NJ-MD PMSA (New Jersey portion not identified, Maryland portion suppressed.)
004		9240	Worcester, MA MSA
087		9280	York, PA MSA
067		9320	Youngstown-Warren, OH MSA
242		9340	Yuba City, CA MSA

List 5: CMSA CODES (HG-CMSA)

<u>FIPS CODE</u> <u>(HG-CMSA)</u>	<u>CMSA TITLE</u>
07	Boston-Lawrence-Salem, MA-NH
10	Buffalo-Niagara Falls, NY
14	Chicago-Gary-Lake County, IL-IN-WI (Wisconsin portion not in sample)
21	Cincinnati-Hamilton, OH-KY-IN (Indiana portion not identified)
28	Cleveland-Akron-Lorain, OH
31	Dallas-Fort Worth, TX
34	Denver-Boulder, CO
35	Detroit-Ann Arbor, MI
41	Hartford-New Britain-Middletown, CT
42	Houston-Galveston-Brazoria, TX
47	Kansas City, MO-KS
56	Miami-Fort Lauderdale, FL
63	Milwaukee-Racine, WI
70	New York-Northern New Jersey-Long Island, NY-NJ-CT
77	Philadelphia-Wilmington-Trenton, PA-NJ-DE-MD (Maryland portion suppressed)
78	Pittsburgh-Beaver Valley, PA
79	Portland-Vancouver, OR-WA
80	Providence- Pawtucket-Fall River, RI-MA
91	Seattle-Tacoma, WA

APPENDIX E

Topcoding of Usual Hourly Earnings

This variable will be topcoded based on an individual's usual hours worked variable, if the individual's edited usual weekly earnings variable is \$999. The topcode is computed such

that the product of usual hours times usual hourly does not exceed an annualized wage of \$100,000 (\$1923.07 per week). Below is a list of the appropriate topcodes.

Hours	Topcode	Hours	Topcode
1	None	50	\$38.46
2	None	51	\$37.70
3	None	52	\$36.98
4	None	53	\$36.28
5	None	54	\$35.61
6	None	55	\$34.96
7	None	56	\$34.34
8	None	57	\$33.73
9	None	58	\$33.15
10	None	59	\$32.59
11	None	60	\$32.05
12	None	61	\$31.52
13	None	62	\$31.01
14	None	63	\$30.52
15	None	64	\$30.04
16	None	65	\$29.58
17	None	66	\$29.13
18	None	67	\$28.70
19	None	68	\$28.28
20	\$96.15	69	\$27.87
21	\$91.57	70	\$27.47
22	\$87.41	71	\$27.08
23	\$83.61	72	\$26.70
24	\$80.12	73	\$26.34
25	\$76.92	74	\$25.98
26	\$73.96	75	\$25.64
27	\$71.22	76	\$25.30
28	\$68.68	77	\$24.97
29	\$66.31	78	\$24.65
30	\$64.10	79	\$24.34
31	\$62.03	80	\$24.03
32	\$60.09	81	\$23.74
33	\$58.27	82	\$23.45
34	\$56.56	83	\$23.16
35	\$54.94	84	\$22.89
36	\$53.41	85	\$22.62
37	\$51.97	86	\$22.36
38	\$50.60	87	\$22.10
39	\$49.30	88	\$21.85
40	\$48.07	89	\$21.60
41	\$46.90	90	\$21.36
42	\$45.78	91	\$21.13
43	\$44.72	92	\$20.90
44	\$43.70	93	\$20.67
45	\$42.73	94	\$20.45
46	\$41.80	95	\$20.24
47	\$40.91	96	\$20.03
48	\$40.06	97	\$19.82
49	\$39.24	98	\$19.62
		99	\$19.42

APPENDIX F

Source and Accuracy Statement

Source and Accuracy Statement for the Child Support and Alimony Microdata File: 1992

SOURCE OF DATA

The data in this microdata file come from the March and April 1992 Current Population Survey (CPS). The Bureau of the Census conducts this survey every month, although this file has only March and April 1992 data. The March and April 1992 surveys use two sets of questions, the basic CPS and a separate supplement for each month.

Basic CPS. The basic CPS collects primarily labor force data about the civilian noninstitutional population as well as basic demographic characteristics of the population such as age, sex, race, marital status and household relationship. Field representatives ask questions concerning labor force participation about each member 15 years old and over in every sample household.

The present CPS sample was selected from the 1980 Decennial Census files with coverage in all 50 states and the District of Columbia. The sample is continually updated to account for new residential construction. It is located in 729 areas comprising 1,973 counties, independent cities, and minor civil divisions. About 60,000 occupied households are eligible for interview every month. Field representatives are unable to obtain interviews at about 2,600 of these units because the occupants are not home after repeated calls or are unavailable for some other reason.

Since the introduction of the CPS, the Bureau of the Census has redesigned the CPS sample several times to improve the quality and reliability of the data and to satisfy changing data needs. The most recent changes were completely implemented in July 1985.

March and April 1992 Supplements. In addition to the basic CPS questions, field representatives asked supplementary questions in March about the economic situation of persons and families for the previous year. About 53,000 of the housing units interviewed in March were interviewed again in April. In these housing units all persons 15 years of age and older were asked supplemental questions concerning child support, alimony payments, and marital status. Of the 84,000 persons found eligible in March, 80,000 of these persons matched persons interviewed in April. For the remaining 4,000 persons interviewed in March the child support and alimony information was imputed. Table 1 gives the sample sizes and the imputation rates by sex and by marital status.

Table 1: Sample Sizes and Imputation Rates

Marital Status	Sample Size	Imputed Cases	Rates
Married			
All	49,472	1,940	3.9
Men	24,439	941	3.9
Women	25,033	999	4.0
Widowed			
All	6,107	216	3.5
Men	1,005	43	4.3
Women	5,102	244	3.4
Divorced			
All	6,824	461	6.8
Men	2,732	217	7.9
Women	4,092	244	6.0
Never Married			
All	21,341	1,488	7.0
Men	11,188	815	7.3
Women	10,153	673	6.6
Total			
All	83,744	4,105	4.9
Men	39,364	2,016	5.1
Women	44,380	2,089	4.7

Estimation Procedure. This survey's estimation procedure inflates weighted sample results to independent estimates of the civilian noninstitutional population of the United States by age, sex, race and Hispanic/non-Hispanic categories. The independent estimates were based on statistics from decennial censuses of population; statistics on births, deaths, immigration and emigration; and statistics on the size of the Armed Forces. The independent population estimates used for this microdata file were based on updates to controls established by the 1980 Decennial Census. The independent population estimates include some, but not all, undocumented immigrants. For more details on the change in independent estimates, see the section entitled "Introduction of 1980 Census Population Controls" in an earlier report (Series P-60, No. 133).

ACCURACY OF THE ESTIMATES

Since the CPS estimates come from a sample, they may differ from figures from a complete census using the same questionnaires, instructions, and enumerators. A sample survey estimate has two possible types of error: nonsampling and sampling. The accuracy of an estimate depends on both types of error, but the full extent of the nonsampling error is unknown. Consequently, one should be particularly careful when interpreting results based on a relatively small number of cases or on small differences between estimates. The standard errors for CPS estimates primarily indicate the magnitude of sampling error. They also partially measure the effect of some nonsampling errors in responses and enumeration, but do not measure systematic biases in the data. (Bias is the average over all possible samples of the differences between the sample estimates and the desired value.)

Nonsampling Variability. Nonsampling errors can be attributed to several sources including the following:

- Inability to obtain information about all cases in the sample.
- Definitional difficulties.
- Differences in the interpretation of questions.
- Respondents' inability or unwillingness to provide correct information.
- Respondents' inability to recall information.
- Errors made in data collection such as in recording or coding the data.
- Errors made in processing the data.
- Errors made in estimating values for missing data.
- Failure to represent all units with the sample.

CPS undercoverage results from missed housing units and missed persons within sample households. Compared to the level of the 1980 Decennial Census, overall CPS undercoverage is about 7 percent. CPS undercoverage varies with age, sex, and race. Generally, undercoverage is larger for males than for females and larger for Blacks and other races combined than for Whites. As described previously, ratio estimation to independent age-sex-race-Hispanic population controls partially corrects for the bias due to undercoverage. However, biases exist in the estimates to the extent that missed persons in missed households or missed persons in interviewed households have different characteristics from those of interviewed persons in the same age-sex-race-Hispanic group. Furthermore, the independent population controls have not been adjusted for undercoverage in the 1980 census.

A common measure of survey coverage is the coverage ratio, the estimated population before ratio adjustment divided by the independent population control. Table 2 shows CPS coverage ratios for age-sex-race groups for a recent month. The CPS coverage ratios can exhibit some variability from month to month, but these are a typical set of coverage ratios. Other Census Bureau household surveys experience similar coverage.

For the estimates obtained from this microdata file, the nonsampling error due to imputing values may be particularly severe. Intended to reduce nonsampling error due to missing data, imputation procedures lose some of their effectiveness when the rate is high. Table 1 provides sample sizes and imputation rates by marital status. The imputation rate for divorced men was the highest; approximately 8.0 percent of the data was not collected from interviews.

Answers to questions about income often depend on the memory or knowledge of one person in a household. Recall problems can cause underestimates of income in survey data because it is easy to forget minor or irregular sources of income. Respondents may also misunderstand what the Census Bureau considers money income, or may simply be unwilling to answer these questions correctly because the questions are considered too personal.

For additional information on nonsampling error including the possible impact on CPS data when known, refer to Statistical Policy Working Paper 3, An Error Profile: Employment as Measured by the Current Population Survey, Office of Federal Statistical Policy and Standards, U.S. Department of Commerce, 1978 and Technical Paper 40, The Current Population Survey: Design and Methodology, Bureau of the Census, U.S. Department of Commerce.

Comparability of Data. Data obtained from the CPS and other sources are not entirely comparable. This results from differences in field representative training and experience and in differing survey processes. This is an example of nonsampling variability not reflected in the standard errors. Use caution when comparing results from different sources.

Caution should also be used when comparing estimates obtained from this microdata file, which reflect 1980 census-based population controls, with estimates for 1979 (from March and April 1980 CPS) and earlier years, which reflect 1970 census-based population controls. This change in population controls had relatively little impact on summary measures such as means, medians, and percentage distributions, but did have a significant impact on levels. For example, use of 1980 based population controls results in about a 2-percent increase in the civilian noninstitutional population and in the number of families and households. Thus, estimates of levels for data collected in 1981 and later years will differ from those for earlier years by more than what could be attributed to actual changes in the population. These differences could be disproportionately greater for certain subpopulation groups than for the total population.

Note When Using Small Estimates. Because of the large standard errors involved, summary measures (such as medians and percentage distributions) probably do not reveal useful information when computed on a smaller base than 75,000.

Take care in the interpretation of small differences. For instance, even a small amount of nonsampling error can cause a borderline difference to appear significant or not, thus distorting a seemingly valid hypothesis test.

Sampling Variability. Sampling variability is variation that occurred by chance because a sample was surveyed rather than the entire population. Standard errors, as calculated by methods described next, are primarily measures of sampling variability, although they may include some nonsampling error.

Standard Errors and Their Use. A number of approximations are required to derive, at a moderate cost, standard errors applicable to estimates from this microdata file. Instead of providing an individual standard error for each estimate, two parameters, a and b, are provided to calculate standard errors for each type of characteristic. These parameters are listed in the attached Table 3.

The sample estimate and its standard error enable one to construct a confidence interval, a range that would include the average result of all possible samples with a known probability. For example, if all possible samples were surveyed under essentially the same general conditions and using the same sample design, and if an estimate and its standard error were calculated from each sample, then approximately 90 percent of the intervals from 1.645 standard errors below the estimate to 1.645 standard errors above the estimate would include the average result of all possible samples.

A particular confidence interval may or may not contain the average estimate derived from all possible samples. However, one can say with specified confidence that the interval includes the average estimate calculated from all possible samples.

Standard errors may also be used to perform hypothesis testing, a procedure for distinguishing between population parameters using sample estimates. One common type of hypothesis is that the population parameters are different. An example of this would be comparing the poverty rate for Black families to the poverty rate for White families.

Tests may be performed at various levels of significance, where a significance level is the probability of concluding that the characteristics are different when, in fact, they are the same. To conclude that two parameters are different at the 0.10 level of significance, for example, the absolute value of the estimated difference between characteristics is greater than or equal to 1.645 times the standard error of the difference.

The Census Bureau uses 90-percent confidence intervals and 0.10 levels of significance to determine statistical validity. Consult standard statistical textbooks for alternative criteria.

Standard Errors of Estimated Numbers. The approximate standard error, s_x , of an estimated number from this microdata file can be obtained using the formula

$$s_x = \sqrt{ax^2 + bx} \quad (1)$$

Here x is the size of the estimate and a and b are the parameters in Table 3 associated with the particular type of characteristic. When calculating standard errors for numbers from

cross-tabulations involving different characteristics, use the set of parameters for the characteristic which will give the largest standard error.

Illustration

Suppose there were 5,618,000 women with child support payments agreed to or awarded. Use the appropriate parameters from Table 3 and formula (1) to get

Estimate, x	5,618,000
a parameter	-0.000064
b parameter	6,380
Standard error	184,000
90% conf. int.	5,315,300 to 5,920,700

The standard error is calculated as

$$s_x = \sqrt{-0.000064 \times 5,618,000^2 + 6,380 \times 5,618,000} = 184,000$$

The 90-percent confidence interval for the number of women with child support payments agreed to or awarded is calculated as $5,618,000 \pm 1.645 \times 184,000$. A conclusion that the average estimate derived from all possible samples lies within a range computed in this way would be correct for roughly 90 percent of all possible samples.

Standard Errors of Estimated Percentages. The reliability of an estimated percentage, computed using sample data for both numerator and denominator, depends on the size of the percentage and its base. Estimated percentages are relatively more reliable than the corresponding estimates of the numerators of the percentages, particularly if the percentages are 50 percent or more. When the numerator and denominator of the percentage are in different categories, use the parameter from Table 3 indicated by the numerator.

The approximate standard error, $s_{x,p}$, of an estimated percentage can be obtained by using the formula

$$s_{x,p} = \sqrt{\frac{b}{x} p(100 - p)} \quad (2)$$

Here x is the total number of persons, families, households, or unrelated individuals in the base of the percentage, p is the percentage ($0 \leq p \leq 100$), and b is the parameter in Table 3 associated with the characteristic in the numerator of the percentage.

Illustration

Suppose 74.6 percent of the 4,839,000 women due child support payments actually received payment. Use the appropriate parameter from Table 3 and formula (2) to get

Percentage, p	74.6
Base, x	4,839,000
b parameter	6,380
Standard error	1.6
90% conf. int.	72.0 to 77.2

The standard error is calculated as

$$s_{x,p} = \sqrt{\frac{6,380}{4,839,000} 74.6 \times 25.4} = 1.6$$

The 90-percent confidence interval for the estimated percentage of women who actually received payment is calculated as $74.6 \pm 1.645 \times 1.6$.

Standard Error of a Difference. The standard error of the difference between two sample estimates is approximately equal to

$$s_{x-y} = \sqrt{s_x^2 + s_y^2} \tag{3}$$

where s_x and s_y are the standard errors of the estimates, x and y. The estimates can be numbers, percentages, ratios, etc. This will represent the actual standard error quite accurately for the difference between estimates of the same characteristic in two different areas, or for the difference between separate and uncorrelated characteristics in the same area. However, if there is a high positive (negative) correlation between the two characteristics, the formula will overestimate (underestimate) the true standard error.

Illustration

Suppose 71.7 percent of the 1,685,000 married women due child support actually received payments whereas 76.2 percent of the 2,032,000 divorced women due payments actually received payments. The apparent difference in the percentages between these two groups of women is 4.5 percent. Use the appropriate parameters from Table 3 and formulas (2) and (3) to get

	x	y	difference
Estimate	71.7	76.2	4.5
a parameter	-0.000064	-0.000064	--
b parameter	6,380	6,380	--

Standard error	2.8	2.4	3.7
90% conf. int.	67.1 to 76.3	72.3 to 80.1	-1.6. to 10.6

The standard error of the difference is calculated as

$$s_{x-y} = \sqrt{2.8^2 + 2.4^2} = 3.7$$

The 90-percent confidence interval for the estimated difference is calculated as $4.5 \pm 1.645 \times 3.7$. Since this interval includes zero, we cannot conclude with 90-percent confidence that the percentage of married women actually receiving child support payments is less than the percentage of divorced women actually receiving child support payments.

Standard Error of a Median. The sampling variability of an estimated median depends on the form of the distribution and the size of the base. One can approximate the reliability of an estimated median by determining a confidence interval about it. (See the section Standard Errors and Their Use for a general discussion of confidence intervals.)

Estimate the 68-percent confidence limits of a median based on sample data using the following procedure.

1. Determine, using formula (2), the standard error of the estimate of 50 percent from the distribution.
2. Add to and subtract from 50 percent the standard error determined in step 1.
3. Using the distribution of the characteristic, determine upper and lower limits of the 68-percent confidence interval by calculating values corresponding to the two points established in step 2.

Use the following formula to calculate the upper and lower limits.

$$X_{pN} = \frac{pN - N_1}{N_2 - N_1}(A_2 - A_1) + A_1 \quad (4)$$

where

X_{pN} = estimated upper and lower bounds for the confidence interval ($0 \leq p \leq 1$). For purposes of calculating the confidence interval, p takes on the values determined in step 2. Note that X_{pN} estimates the median when $p = 0.50$.

N = for distribution of numbers: the total number of units (persons, households, etc.) for the characteristic in the distribution;

- = for distribution of percentages: the value 1.0.
- p = the values obtained in step 2.
- A_1, A_2 = the lower and upper bounds, respectively, of the interval containing X_{pN} .
- N_1, N_2 = for distribution of numbers: the estimated number of units (persons, households, etc.) with values of the characteristic greater than or equal to A_1 and A_2 , respectively;
- = for distribution of percentages: the estimated percentage of units (persons, households, etc.) having values of the characteristic greater than or equal to A_1 and A_2 , respectively.

4. Divide the difference between the two points determined in step 3 by two to obtain the standard error of the median.

Illustration

Suppose the median income for women receiving child support is \$11,095 on a base of 3,609,000 women.

1. Using formula (2) and $b = 3,005$ from Table 3, the standard error of 50 percent on a base of 3,609,000 is about 1.4 percent.
2. To obtain a 68-percent confidence interval on the estimated median, add to and subtract from 50 percent the standard error found in step 1. This yields limits of 48.6 and 51.4.
3. Suppose that the income of 1,962,000 of these women was at least \$10,000 and the income of 1,243,000 of these women was at least \$15,000. Using formula (4), the lower limit on the estimate is found to be about

$$\frac{0.514 \times 3,609,000 - 1,962,000}{1,243,000 - 1,962,000} (15,000 - 10,000) + 10,000 = 10,744$$

Similarly, the upper limit is about

$$\frac{0.486 \times 3,609,000 - 1,962,000}{1,243,000 - 1,962,000} (15,000 - 10,000) + 10,000 = 11,447$$

Thus the 68-percent confidence interval on the median income of women receiving child support in 1991 is from \$10,744 to \$11,447.

4. The standard error of the median is

$$\frac{11,447 - 10,744}{2} = 352$$

Standard Error of a Mean for Grouped Data. The formula used to estimate the standard error of a mean for grouped data is

$$s_{\bar{x}} = \sqrt{(b/y)S^2} \quad (5)$$

In this formula, y is the size of the base of the distribution and b is a parameter from Table 3. The variance, S^2 , is given by the following formula:

$$S^2 = \sum_{i=1}^c p_i \bar{x}_i^2 - \bar{x}^2 \quad (6)$$

where \bar{x} , the mean of the distribution, is estimated by

$$\bar{x} = \sum_{i=1}^c p_i \bar{x}_i \quad (7)$$

c = the number of groups; i indicates a specific group, thus taking on values 1 through c .

p_i = the estimated proportion of households, families or persons whose values, for the characteristic (x -values) being considered, fall in group i .

$\bar{x}_i = (Z_{i-1} + Z_i)/2$ where Z_{i-1} and Z_i are the lower and upper interval boundaries,

respectively, for group i . \bar{x}_i is assumed to be the most representative value for the characteristic for households, families, and unrelated individuals or persons in group i . Group c is open-ended, i.e., no upper interval boundary exists. For this group the approximate average value is

$$\bar{x}_c = \frac{3}{2}Z_{c-1} \quad (8)$$

Table 2: CPS Coverage Ratios

Age	non-Black		Black		All Persons		
	M	F	M	F	M	F	Total
0-14	0.948	0.960	0.913	0.930	0.943	0.955	0.949
15	0.953	0.986	0.975	1.025	0.956	0.993	0.974
16	0.877	0.997	0.886	0.963	0.879	0.991	0.934
17	0.958	0.956	0.860	0.932	0.942	0.952	0.947
18	0.950	0.958	0.931	0.692	0.947	0.916	0.931
19	0.882	0.953	0.773	0.740	0.866	0.920	0.893
20-24	0.889	0.918	0.645	0.820	0.856	0.904	0.881
25-26	0.867	0.964	0.687	0.820	0.844	0.943	0.894
27-29	0.919	0.941	0.700	0.834	0.892	0.926	0.909
30-34	0.884	0.947	0.667	0.865	0.859	0.936	0.898
35-39	0.892	0.936	0.693	0.928	0.871	0.935	0.903
40-44	0.895	0.933	0.781	0.889	0.884	0.928	0.906
45-49	0.933	0.955	0.842	0.938	0.925	0.953	0.939
50-54	0.953	0.958	0.845	0.869	0.942	0.948	0.945
55-59	0.918	0.905	0.797	0.906	0.906	0.905	0.905
60-62	0.926	0.874	0.702	0.779	0.904	0.864	0.883
63-64	0.851	0.960	0.814	0.944	0.848	0.959	0.906
65-67	0.891	0.945	0.785	0.991	0.881	0.950	0.918
68-69	0.876	0.986	0.741	0.810	0.864	0.970	0.922
70-74	0.955	1.020	0.866	0.949	0.948	1.014	0.985
75-99	0.983	1.019	0.713	0.861	0.962	1.006	0.990
15+	0.911	0.951	0.752	0.877	0.893	0.942	0.919
0+	0.919	0.953	0.802	0.891	0.905	0.945	0.926

These coverage ratios are for May 1993.

1991 Child Support and Alimony Parameters

Characteristic	Parameter	
	a	b
INCOME		
Total or White	-0.000030	3,005
Black	-0.000225	3,436
Hispanic Origin	-0.000791	5,791
Persons Below the Poverty Level		
Total or White	-0.000127	12,668
Black	-0.000828	12,668
Hispanic Origin	-0.002916	21,349
Families		
Total or White	-0.000016	2,744
Black	-0.000141	2,991
Hispanic Origin	-0.000023	5,041
NONINCOME		
Women/Men with Dependent Children whose Fathers/Mothers are Absent,		
Marital Status		
Total or White	-0.000064	6,380
Black	-0.000598	9,152
Hispanic Origin	-0.002107	15,424
Selected Characteristics of Women and Men:		
Education	-0.000021	3,376
Employment		
Total	-0.000021	3,318
Women	-0.000034	2,816
Men	-0.000038	3,067
Unemployment	-0.000021	3,287
Selected Characteristics of Families:		
Tenure	-0.000018	3,501

NOTES:

- 1) To obtain standard error parameters by residence, multiply the above parameters by a factor of 1.0 for metropolitan residence, 1.5 for nonmetropolitan residence.
- 2) To obtain standard error parameters by region, multiply the above parameters by a factor of 0.74 for Northeast; 0.98 for Midwest; 1.04 for South; 1.06 for West.
- 3) To obtain standard error parameters for Non-Hispanic Whites, use the above parameters for White.
- 4) Women of Hispanic origin may be of any race.

APPENDIX G

User Notes

This section will contain information relevant to the Current Population Survey, March/April 1992 Match file that becomes available after the file is released. The cover letter to the updated information should be filed behind this page.

User notes will be sent to all users who purchased their file or technical documentation from the Census Bureau.