



# *National Archives and Records Administration*

---

8601 Adelphi Road  
College Park, Maryland 20740-6001

## **REFERENCE COPY OF TECHNICAL DOCUMENTATION FOR ACCESSIONED ELECTRONIC RECORDS**

**(Copied: August 20, 1992)**

### **Current Population Survey (CPS), March/April 1984: Match File: Alimony and Child Support Supplement**

### **Record Group 29 Records of the Bureau of the Census**

The National Archives and Records Administration (NARA) has been accepting electronic records into its holdings since the early 1970s. Technical documentation has accompanied each transfer of electronic records. The documentation is necessary to understand the meaning of the digitized bits of information within the electronic records.

Over the decades, NARA has had different procedures for compiling technical documentation into an organized unit for researchers, and different expectations regarding the content and extent of any NARA-produced portions of the documentation. Consequently, the structure, organization and contents of the documentation reflect the procedures in place when the technical documentation was compiled and arranged and may include out of date addresses, telephone numbers, or other items of unrevised information related to the agency that created or transferred the documentation and electronic records to NARA, to the NARA unit that processed these materials, or to the physical media of the electronic records files.

In creating the reference copy of the documentation package, NARA staff have selected from the technical and/or supplementary documentation available for this series or file(s). We have annotated or highlighted the table of contents that follows to indicate which portions of the full documentation for this series or file are included in this reference copy of documentation. Any materials not included here are available upon request. Any user notes prepared after the table of contents was prepared appear before the table of contents. This documentation will differ in structure, organization and contents from technical documentation for other series or files of accessioned electronic records. The readability and visual quality are also variable.

CURRENT POPULATION SURVEY, MARCH/APRIL 1984 MATCH FILE:

ALIMONY AND CHILD SUPPORT

TECHNICAL DOCUMENTATION

Washington, D.C.

1986

U.S. DEPARTMENT OF COMMERCE

Malcolm Baldrige, Secretary  
Clarence J. Brown, Deputy Secretary  
D. Bruce Merrifield, Acting Under Secretary  
for Economic Affairs

BUREAU OF THE CENSUS

John G. Keane, Director  
C. Louis Kincannon, Deputy Director

001



N. McGovern  
May 22, 1990  
Revised: J. Nelson  
August 21, 1992  
3-029-89-017

## VALIDATION STATEMENT

When the National Archives acquired custody of this file, the accessioning procedures called for a manual comparison of the documentation to a printout of a portion of the records in each data set. This manual comparison is referred to as a "preliminary assessment" or "validation." The number of records which were compared varied from data set to data set. However, as a general rule the comparison involved less than ten records and was limited to only the first and last records in each data set. This is a statement of the results of the preliminary assessment or validation.

title: Current Population Survey (CPS), March/April 1984 Match File

logical record length: 480

number of datasets: 1

No discrepancies between the documentation and a sample dump of the data were noted during hand validation.

BUREAU OF THE CENSUS

John G. Keane, Director  
C. Louis Kincannon, Deputy Director

DATA USER SERVICES DIVISION

Don L. Adams, Chief  
Marshall L. Turner, Jr., Assistant Chief  
for User Services

ACKNOWLEDGMENTS

This documentation was prepared within the Data Access and Use Staff, under the direction of James P. Curry, Chief, and Barbara J. Aldrich, Chief of its Technical Information Section. Annette J. Ralston was the coordinator for this file assisted by Joann M. Sutton. Other assistance was provided by Gregory Weyland and Thelma Varhach of Current Population Surveys Branch, Demographic Surveys Division.

\* \* \* \* \*

The file should be cited as follows:

Current Population Survey, March/April 1984 Match File: Alimony and Child Support [machine-readable data file] / conducted by the Bureau of the Census. --Washington: Bureau of the Census [producer and distributor], 1986.

The technical documentation should be cited as follows:

Current Population Survey, March/April 1984 Match File: Alimony and Child Support Technical Documentation / prepared by Data User Services Division, Data Access and Use Staff, Bureau of the Census. --Washington: The Bureau, 1986.

\* \* \* \* \*

- o For additional information concerning the tape, contact Data User Services Division, Customer Services (Tapes), Bureau of the Census, Washington, D.C. 20233. Phone: (301) 763-4100.
- o For additional information concerning the technical documentation, contact Data User Services Division, Data Access and Use Staff, Bureau of the Census, Washington, D.C. 20233. Phone: (301) 763-2074.
- o For additional information concerning the subject matter of the file, contact Demographic Surveys Division, Current Population Surveys Branch, Bureau of the Census, Washington, D.C. 20233. Phone: (301) 763-2773.



## TABLE OF CONTENTS

### Current Population Survey, March/April 1984 Match File: Alimony and Child Support

Abstract. . . . .	1	
<b>Overview</b>		
Introduction. . . . .	7	
CPS Sample. . . . .	8	
Relationship of Current Population Survey Files to Publications . . . . .	8	
Questionnaire Coverage. . . . .	9	
File Structure. . . . .	9	
Geographic Limitations. . . . .	11	
Weights . . . . .	12	
<b>Changes in Current Population Survey Weighting</b>		
Change in Race Categories Used for Controlling Independent Population Estimates. . . . .	13	
March CPS Labor Force Estimates . . . . .	13	
Introduction of 1980 Decennial Census Population Controls . . . . .	13	
Impact of Processing Changes. . . . .	14	
<b>Changes in Current Population Survey Concepts</b>		
Concepts on Families. . . . .	15	
Concepts on Individuals . . . . .	16	
<b>Summary of Changes in Definitions and Terminology for Presentation of Household and Family Data . . . . .</b>		<b>19</b>
<b>Data Dictionary Index</b>		
Household Record Index. . . . .	21	
Family Record Index . . . . .	23	
Person Record Index . . . . .	25	
How to Use the Data Dictionary. . . . .	31	
Data Dictionary . . . . .	33	
<b>Glossary</b>		
Geographic Concepts . . . . .	97	
Subject Concepts. . . . .	99	
<b>Questionnaire Facsimiles</b>		
Facsimile of Basic Questionnaire. . . . .	115	
Facsimile of March Supplement Questionnaire . . . . .	120	
Facsimile of April Questionnaire. . . . .	131	
<b>Appendix A - Industry Classifications</b>		
A1 - Industry Classification Codes. . . . .	137	
A2 - Detailed Industry Recodes (01-46). . . . .	145	
A3 - Major Industry Recodes (01-14) . . . . .	147	

004

**Appendix B - Occupation Classifications**

B1 - Occupation Classification (3-digit) . . . . . 149

B2 - Detailed Occupation Recodes (01-52) . . . . . 165

B3 - Major Occupation Group Recodes (01-14) . . . . . 169

**Appendix C**

Selected Tables from the Current Population Survey, March/April  
 1984 Match File . . . . . 171

**Appendix D**

Source and Reliability of the Estimates . . . . . 181

## ABSTRACT

Current Population Survey, March/April 1984  
Match File: Alimony and Child Support [machine-readable data file] / conducted by the Bureau of the Census. --Washington: The Bureau [producer and distributor], 1986.

### TYPE OF FILE:

Microdata; unit of observation is individuals, families, and households.

### UNIVERSE DESCRIPTION:

The universe is the civilian noninstitutional population of the U.S. living in housing units and male members of the Armed Forces living in civilian housing units on a military base or in a household not on a military base. A probability sample is used in selecting housing units.

### SUBJECT-MATTER DESCRIPTION:

The file comprises records for the six rotation groups common to the March and April 1984 Current Population Surveys. For females 18 years and over, data are provided on alimony and child support collected from the April supplement. These data highlight alimony and child support arrangements made at the time of separation or divorce, amount of payments actually received, and value and type of any property settlement.

This file also provides the usual monthly labor force data plus data on work experience, income, and migration. Comprehensive information is given on the employment status, occupation, and industry of persons 14 years old and over. Additional data for persons 15 years old and older are available concerning weeks worked and hours per week worked, reason not working full time, total income and income components, and residence on March 1, 1983. Characteristics such as age, sex, race, household relationship, and Spanish origin are shown for each person in the household enumerated. The data on employment and income refer to the preceding year, although demographic data refer to the time of the survey.

This file also contains data covering nine noncash income sources: food stamps, school lunch program, employer-provided group health insurance, employer-provided pension plan, personal health insurance, Medicaid, Medicare, CHAMPUS or military health care, and energy assistance.

### GEOGRAPHIC COVERAGE:

State of residence, census geographic division, and census region are uniquely identified. The 34 largest SMSA's, based on 1970 ranking, and 10 selected SMSA's also are uniquely identified. Within confidentiality restrictions, indicators are provided for SMSA/non-SMSA, central city/noncentral city, farm/nonfarm, and SMSA size.

006

**TECHNICAL DESCRIPTION:**

**FILE STRUCTURE:** Hierarchical.

**FILE SIZE:** 203,135 logical records; record size is 480 characters.

**FILE SORT SEQUENCE:** State code, then SMSA rank code.

**REFERENCE MATERIALS:**

"Current Population Survey, March/April 1984 Match File: Alimony and Child Support Technical Documentation." The documentation includes this abstract, pertinent information about the file, a glossary, industry and occupation classification codes, and a data dictionary. One copy accompanies each file order. When ordered separately, it is available for \$5 from Data User Services Division, Customer Services (Tapes), Bureau of the Census, Washington, D.C. 20233.

**RELATED PRINTED REPORTS:**

Reports listed below are available from the Superintendent of Documents, U.S. Government Printing Office, Washington, D.C. 20402.

Households, Families, Marital Status, and Living Arrangements: March 1984 (Advance Report). GPO Catalog No. C3.186: P-20/391. \$1.

Money Income and Poverty Status of Families and Persons in the United States: 1983 (Advance Report). GPO Catalog No. C3.186: P-20/145. \$2.25.

Characteristics of Households and Persons Receiving Selected Noncash Benefits: 1983. S/N 003-001-91654-1. \$5.50.

Marital Status and Living Arrangements: March 1984. S/N 003-001-90798-4. \$3.25.

Household and Family Characteristics: March 1984. S/N 003-001-90797-6. \$8.50.

Child Support and Alimony: 1983 (Advance Report). S/N 003-001-91558-8. \$1.

Money Income of Households, Families, and Persons in the United States: 1983. S/N 003-001-91652-5. \$7.50.

Characteristics of the Population Below the Poverty Level: 1983. S/N 003-001-91653-3. \$7.

**RELATED MACHINE-READABLE DATA FILES:**

March/April Match files are available for 1979 and 1982 from Data User Services Division.

007

FILE AVAILABILITY:

The file may be ordered from Data User Services Division using the Customer Services order form for tapes on the following page. It is available with the technical options listed below at a cost of \$140 per reel.

	<u>Reels</u>	<u>Cost</u>
9 track, 1600 bpi (EBCDIC or ASCII)	3	\$420
9 track, 6250 bpi (EBCDIC or ASCII)	1	\$140

## OVERVIEW

### Current Population Survey

#### Introduction

The Current Population Survey (CPS) is the source of the official Government statistics on employment and unemployment. The CPS has been conducted monthly for over 35 years. Currently, we interview about 58,000 households monthly, scientifically selected on the basis of area of residence to represent the Nation as a whole, individual States, and other specified areas. Each household is interviewed once a month for four consecutive months one year, and again for the corresponding time period a year later. This technique enables us to obtain month-to-month and year-to-year comparisons at a reasonable cost while minimizing the inconvenience to any one household.

Although the main purpose of the survey is to collect information on the employment situation, a very important secondary purpose is to collect information on the demographic status of the population, information such as age, sex, race, marital status, educational attainment, and family structure. From time to time additional questions are included on such important subjects as health, education, income, and previous work experience. The statistics resulting from these questions serve to update similar information collected once every 10 years through the decennial census, and are used by Government policymakers and legislators as important indicators of our Nation's economic situation and for planning and evaluating many Government programs.

The CPS provides current estimates of the economic status and activities of the population of the United States. Because it is not possible to develop one or two overall figures (such as the number of unemployed) that would adequately describe the whole complex of labor market phenomena, the CPS is designed to provide a large amount of detailed and supplementary data. Such data are made available to meet a wide variety of needs on the part of users of labor market information.

Thus, the CPS is the only source of monthly estimates of total employment (both farm and nonfarm); nonfarm self-employed persons, domestics, and unpaid helpers in nonfarm family enterprises; wage and salaried employees; and, finally, estimates of total unemployment.

It provides the only available distribution of workers by the number of hours worked (as distinguished from aggregate or average hours for an industry), permitting separate analyses of part-time workers, workers on overtime, etc. The survey is also the only comprehensive current source of information on the occupation of workers and the industries in which they work. Information is available from the survey not only for persons currently in the labor force but also for those who are outside the labor force. The characteristics of such persons - whether married women with or without young children, disabled persons, students, older retired workers, etc., can be determined. Information on their current desire for work, their past work experience, and their intentions as to job seeking are also available.

The March CPS, also known as the Annual Demographic File, contains the basic monthly demographic and labor force data described above, plus additional data on work experience, income, noncash benefits, and migration.

### CPS Sample

The CPS sample is based on the civilian noninstitutional population of the United States. The sample is located in 729 sample areas comprising 1,973 counties and independent cities with coverage in every State and in the District of Columbia.

In all, some 71,000 housing units or other living quarters are assigned for interview each month; about 58,000 of them containing approximately 122,000 persons 14 years old and over are interviewed. Also included are demographic data for approximately 34,000 children 0-13 years old within these households. The remainder of the assigned housing units are found to be vacant, converted to nonresidential use, contain persons with residence elsewhere, or are not interviewed because the residents are not found at home after repeated calls, are temporarily absent, or are unavailable for other reasons. Approximately 13,000 noninterview households are present each month. The resulting file size is approximately 170,000 records. In March of each year supplemental data are collected for male Armed Forces members residing with their families in civilian housing units or on a military base. The Armed Forces members, however, are not asked the monthly labor force questions or the supplemental questions on work experience. In addition, the March CPS is supplemented with a sample of Spanish households identified the previous November. This results in the addition of about 2,500 households in the March CPS. The inclusion of the additional sample of Spanish households began in 1976. A more precise explanation regarding the CPS sample design is provided in Technical Paper 40, The Current Population Survey: Design and Methodology.

For a more detailed discussion about the basic labor force data gathered on a monthly basis in the CPS survey, see the Bureau of Labor Statistics Report No. 463 and the Current Population Report P-23, No. 62, issued jointly by the Bureau of Labor Statistics and the Bureau of the Census in October, 1976, and entitled Concepts and Methods Used In Labor Statistics Derived from the Current Population Survey.

### Relationship of Current Population Survey Files to Publications

Each month, a significant amount of information about the labor force is published by the Bureau of Labor Statistics in the Employment and Earnings and Monthly Labor Review reports.

As mentioned previously, the CPS also serves as a vehicle for supplemental inquiries on subjects other than employment which are periodically added to the questionnaire. From the basic and supplemental data the Bureau of the Census issues four series of publications under the general title Current Population Reports:

- P-20 Population Characteristics
- P-23 Special Studies
- P-27 Farm Population
- P-60 Consumer Income

All Current Population Reports may be obtained by subscription from the U.S. Government Printing Office. Subscriptions are available as follows: Population Characteristics, Special Studies, Farm Population, and Consumer Income series (P-20, P-23, P-27, P-60) combined, \$71.00 per year (sold as a package only);

Population Estimates and Projections (P-25), \$25.00 per year. Single issues may be ordered separately; ordering information and prices are provided on CENDATA, in the Bureau of the Census Catalog and Guide, in Data User News, and the Monthly Product Announcement (MPA).

### Questionnaire Coverage

Questionnaire facsimilies of March 1985 CPS are shown on pages 149 to 164 in this documentation. CPS-1 items 19-25 shown on page 118 of this document are not asked of Armed Forces members but only of civilians 14 years old and older. This part of the questionnaire is referred to as the monthly (basic) labor force section because these questions are asked every month.

CPS-665 items 29-94 shown on pages 120-130 of this document are referred to as March supplement items because these questions are asked only in households in the March CPS sample. Please note that questions 29-47E on work experience are not asked of Armed Forces members. Beginning with the March 1980 CPS, supplement data are processed for the population 15 years old and older.

Certain data items appearing on both the monthly (basic) questionnaire and the March supplement questionnaire may not have the same meaning. To avoid any misunderstandings, the user should refer to the glossary of this documentation.

A facsimile of the April 1984 questionnaire is shown on pages 131 to 135.

### File Structure

These is a household record for each household or group quarters. The household record is followed by one of three possible structures:

- A. If the household contains related persons and is not a group quarters household:
  1. The family record appears next followed by person records for members of the family who are not also members of a related subfamily. The person records would be ordered: family householder, spouse of family householder, children in the family, and other relatives of the family householder.
  2. The above records may be followed by one or more related subfamily records, each related subfamily record being followed immediately by person records for members of that related subfamily. The person records would be ordered: reference person of the related subfamily, spouse of subfamily reference person, and children of subfamily reference person.
  3. The above records may be followed by one or more unrelated subfamily records, each unrelated subfamily record being followed immediately by person records for members of that unrelated subfamily. The person records would be ordered: unrelated subfamily reference person, spouse of subfamily reference person, children of subfamily reference person, and other relatives of the subfamily reference person.
  4. The above records may be followed by one or more persons living with nonrelatives family records, each to be followed by the person record for the unrelated individual it represents. (See Figure 1.)



- B. If the household contains a householder with no relatives and is not a group quarters household:
1. The family record for the nonfamily householder is followed immediately by the person record for that nonfamily householder.
  2. These records may be followed by one or more unrelated subfamily records, each unrelated subfamily record being followed immediately by the person records for members of that unrelated subfamily.
  3. These records may be followed by one or more family records for persons living with nonrelatives, each person living with nonrelatives family record being followed immediately by the person record for that person living with nonrelatives. (See Figure 2.)
- C. If the household is a group quarters, each person is defined as a person living with nonrelatives. There will be a family record followed by a person record for each person in the group quarters.

Figure 1. Illustration of Record Sequence for Households Containing a Family.

Household Record

Family Record

Person 1 (Householder) Record  
 Person 2 (Spouse) Record

·  
·  
·  
·

Person n (Family Member)

Family (Related Subfamily Record)

Person 1 (Related Subfamily Reference Person) Record  
 Person 2 (Spouse) Record

·  
·  
·  
·

Person n (Related Subfamily Member) Record

Family (Unrelated Subfamily) Record

Person 1 (Unrelated Subfamily Reference Person) Record  
 Person 2 (Spouse) Record

·  
·  
·  
·

Person n (Unrelated Subfamily Member) Record

Family (Persons Living With Nonrelatives) Record

Person 1 (Person Living With Nonrelatives) Record

012

Figure 2. Illustration of Record Sequence for Households Containing a Nonfamily Householder.

Household Record

Family (Nonfamily Householder) Record

Person (Nonfamily Householder) Record

Family (Unrelated Subfamily) Record

Person 1 (Unrelated Subfamily Reference Person) Record

Person 2 (Spouse) Record

Person n (Unrelated Subfamily Member) Record

Family (Person Living With Nonrelatives) Record

Person (Persons Living With Nonrelatives) Record

Figure 3. Illustration of Record Sequence for Group Quarters.\*

Household Record

Family (Persons Living With Nonrelatives) Record

Person (Persons Living With Nonrelatives) Record

\*NOTE: Each person in group quarters is by definition a person living with nonrelatives.

Geographic Limitations

It should be kept in mind that the sample design and methods of weighting CPS data are geared towards producing estimates for the entire Nation. In producing estimates for States, the user should be aware that the primary sampling units (PSU's) are drawn from strata which may or may not cross State lines. Consequently, the data would not be as reliable as national data, and the file may lose some of its utility in certain applications. For further discussion of such considerations, the user should consult The Current Population Survey: Design and Methodology (Technical Paper 40, U.S. Bureau of the Census).

The nature of the work done by each individual investigator using the microdata file will determine to what extent his/her requirements for precision will allow using some of the smaller geographic areas identified on the file.

## Weights

For all CPS data files a single weight is prepared and used to compute the monthly labor force status estimates. An additional weight was prepared for the earnings universe which roughly corresponds to wage and salary workers in the two outgoing rotations. This is explained below in the section on earnings data. However, the difference in content of the March CPS supplement requires the presentation of additional weights: a household weight, a family weight, and a March supplement weight. In this section we briefly describe the construction and use of these weights. Chapter 5 of Technical paper 40, The Current Population Survey: Design and Methodology provides documentation of the weighting procedures for the CPS both with and without supplement questions.

The final weight, which is the product of several adjustments, is used to produce population estimates for the various items covered in the regular monthly CPS. This weight is constructed from the basic weight for each person, which represents the probability of selection for the survey. The basic weight is adjusted for special sampling situations and failure to obtain interviews from eligible households (noninterview adjustment). A two-stage ratio estimation procedure adjusts the sample population to the known distribution of the entire population. This two-stage ratio estimation process produces factors which are applied to the basic weight (after the special weighting and noninterview adjustments are made) and results in the final weight associated with each record. In summary, the final weight is the product of: (1) the basic weight, (2) adjustments for special weighting, (3) noninterview adjustment, (4) first stage ratio adjustment factor, and (5) second stage ratio adjustment factor.

Differences in the questionnaire, sample and data uses for the March CPS supplement result in the need for additional adjustment procedures to produce what is called the March supplement weight. The sample for the March CPS supplement is expanded to include male members of the Armed Forces who are living in civilian housing or with the family on a military base, as well as additional Spanish households which are not included in the monthly labor force estimates. The March CPS questionnaire also includes expanded questions on marital status and household relationships which allow for the creation of family data records.

The expanded sample and the need to have a husband and wife receive the same weight has resulted in a weighting system which produces the March supplement weight. The March supplement weight should be used for tabulations of items in the March CPS file.

Finally, household and family weights are the weights assigned to the householder or reference person after all adjustments have been made.

## Changes in Current Population Survey Weighting

The following describes three changes in the CPS weighting process which were first implemented with the March 1981 CPS supplement.

### Changes in Race Categories Used for Controlling Independent Population Estimates

Race categories are used in ratio-estimation of the sample estimates to known distributions. Before 1981, the Black and other-not-White sample estimates were separately adjusted to known totals for those two populations. Then these two groups were combined for the final adjustment in the weighting process which adjusted to independent estimates for White/not-White populations.

Starting in 1981, the March file represents ratio estimates to Black and not-Black totals; moreover, a separate adjustment is not made for other-not-White. Analysis of results from the 1980 census indicated that reporting of race was not directly comparable with CPS because of different data collection procedures. As a result, it was determined that more precise estimates could be derived for Black and not-Black populations as compared to those available for White and not-White populations.

### March CPS Labor Force Estimates

Before 1981, an adjustment was made so that certain March supplement labor force estimates would be identical to the same estimates in the regular March Employment and Earnings publication. It was felt, however, that this procedure hurt the reliability of many March supplement estimates and that users' needs for consistency between different publications were limited enough to warrant elimination of this stage of weighting. Beginning in 1981, labor force estimates taken from the March CPS supplement file will not be in absolute agreement with the basic March labor force estimates.

### Introduction of 1980 Decennial Census Population Controls

The ratio estimation procedure used to produce the weights carried on the March CPS file involves, in part, the adjustment of sample results to independent estimates of the population. These independent estimates are computed by updating the civilian noninstitutional population counts derived from the latest decennial census. March CPS sample results for 1972 through 1980 were adjusted to independent estimates derived from the 1970 census. March CPS sample results from 1981 forward are based on the results of the 1980 census.

The population counts as of April 1, 1980 from the 1980 census differ substantially from the independent estimates for the same date based on the 1970 census. For example, the 1980-based estimate of the civilian noninstitutional population on April 1, 1980 was 222,420,441 compared with the 1970-based estimate for the same date of 217,400,244. Furthermore, while analysis is continuing, it is generally believed that the 1980 census reduced the undercount experienced in 1970 for the population as a whole and most notably for minority groups. As a result, differences for subpopulation groups may be disproportionately greater than that for the total population.

Impact of Processing Changes

The following table shows population groups from the March 1980 and March 1981 Annual Demographic Files (ADF) based on both 1970 and 1980 population counts.

Selected Statistics for the Civilian Noninstitutional Population  
(Numbers in Thousands)

	March 1981 a	March 1980 Procedures Used		Change b-c
		New <sup>1/</sup> b	Old <sup>2/</sup> c	
		Total Population	224,425	
White	192,398	191,161	187,489	3,672
Non-White	32,027	31,110	29,757	1,353
Black	26,348	25,914	25,357	557
Spanish	13,573	13,333	13,207	126
Total Males	108,276	107,268	104,836	2,432
Total Females	116,149	115,002	112,410	2,592

<sup>1/</sup> Based on 1980 census estimates.

<sup>2/</sup> Based on extrapolated 1970 census estimates.

NOTE: A version of the March 1980 file is available with 1980-based weights. This file provides the necessary bridge data for those users requiring more detailed direct comparisons between 1970- and 1980-based weights.

## CHANGES IN CURRENT POPULATION SURVEY CONCEPTS

The concepts listed below show changes made in the household and family concepts for the March 1980 Current Population Survey (CPS) and which apply to all subsequent March supplements to the CPS and the March/April match files. These changes affect the definitions for total households and subfamilies (See Figures 4-6), and correspond to the terminology and concepts used for the 1980 decennial census.

### Concepts on Families

Primary Family Head. Prior to 1980, the person who maintained the family was referred to as the head, and in husband-wife households, the head by definition had to be a male. The new definition permits the wife to be designated as the "householder." <sup>1/</sup>

Husband-wife. In addition to the definitional change described above, the old husband-wife designation is now referred to as a "married-couple" family.

Male Head, no wife present. Now referred to as "other family, male householder."

Female Head, no husband present. Now referred to as "other family, female householder."

Subfamilies. The term "related" was added to this concept. Related subfamilies refer to family groups within households where members are related to, but do not include, the householder or spouse of the householder. Neither the householder nor his/her spouse are included in this grouping.

Like the family households, husband-wife relationships are also referred to as "married-couple" subfamilies. However, a subfamily "male head with no wife present" is called a "father-child" related subfamily while a "female head with no husband present" is called a "mother-child" related subfamily.

Secondary Families. As a corollary to the related subfamily change, secondary families are now referred to as "unrelated subfamilies." Unrelated subfamilies refer to family groups within households where no member is related to the householder.

The same types of family relationships described for related subfamilies also apply to unrelated subfamilies with one addition (e.g., married-couple, father-child, mother-child unrelated subfamilies and other unrelated subfamilies; see Figure 4).

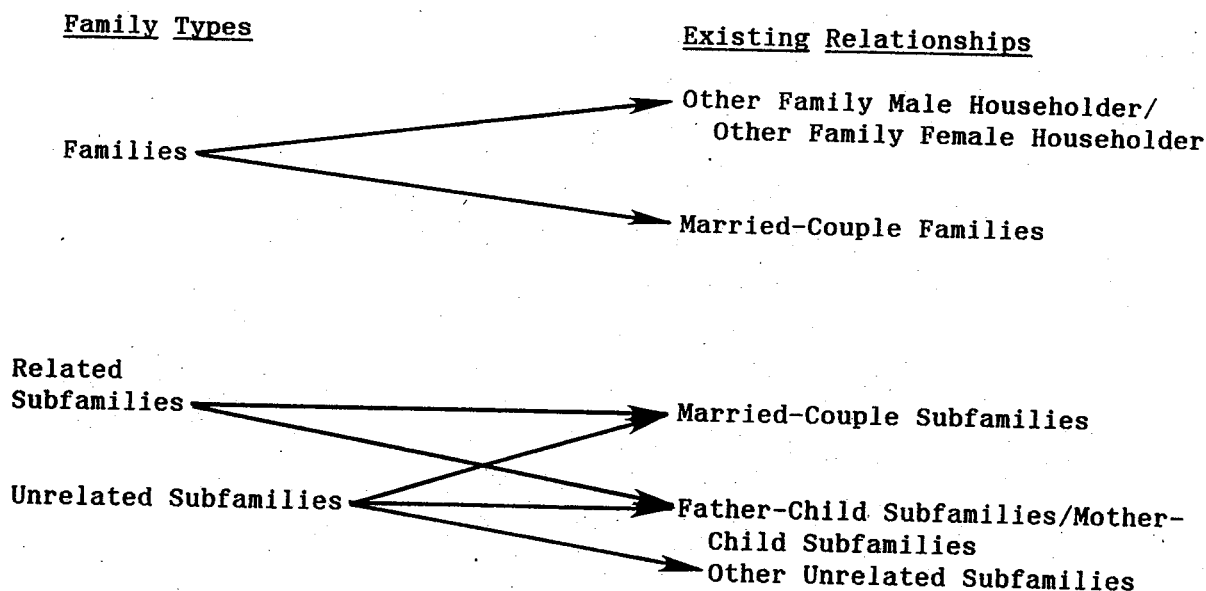
<sup>1/</sup> This change in definition for husband-wife households, however, may have a slight impact on the generation of family tables which are traditionally tallied by the characteristics of the head.

Total families. Data for secondary families (now unrelated subfamilies) no longer appear in the total families category. Therefore, the term "family" is now synonymous with the term "primary family." This usage is consistent with the family concept used in the 1980 census.

Adults. In defining adults, the age limit has been raised from 14 to 15 years old. Therefore, supplemental data for adults are only available for the 15+ population. (Basic labor force data, however, are still available for 14 year olds.

FIGURE 4

Concepts Affecting Families



Concepts on Individuals

Head of Household, Spouse and Child. A variety of concepts identify related individuals. These include: head of household, spouse, and child. Both the head of household and spouse concepts have changed as shown in Figure 5. In related and unrelated subfamilies, the head is now referred to as the "reference person."

Primary Individual. Although everyone is or has been part of a family, many people do not live in a family setting. A primary individual, for example, is a person who lives alone or with nonrelatives. For 1980 and beyond, this person will be referred to as a "nonfamily householder" as shown in Figure 6.

Secondary Individual. This concept, like "primary individual," refers to unrelated individuals in a household. For 1980 and beyond, it will be referred to as "other person living with no relatives" as shown in Figure 6.





SUMMARY OF CHANGES IN DEFINITIONS AND TERMINOLOGY FOR  
PRESENTATION OF HOUSEHOLD AND FAMILY DATA

I. General definitional change. The secondary family component of "total families" is excluded from the total families universe, thus, making the term "family" synonymous with the term "primary" family and consistent with the decennial-census family concept. Secondary families will continue to be recognized in the CPS and their characteristics will be tabulated separately. These secondary family data will be shown on a limited basis and will be referred to as unrelated subfamily data (see sections IV and V below).

II. Household Relationships

Categories: 1980 and beyond

Total population  
 In households  
   Family householder  
     Married, spouse\* present  
     Other  
   Spouse\* of householder  
 In related subfamilies  
   Married, spouse\* present  
     Child of householder  
   Parent, no spouse present  
     Child of householder  
   Child  
 Child of householder, not in related subfamilies  
 Other relatives, not in related subfamilies  
 In unrelated subfamilies  
   Reference person  
     Married, spouse\* present  
     Other  
   Spouse\* of reference person  
   Other in unrelated subfamily  
   Other in unrelated subfamily  
 Nonfamily householder  
 Other persons living with no relatives  
 In group quarters

Categories: Pre-1980

Total population  
 In households  
   Head of primary family  
     Married, spouse\*\* present  
     Other  
   Spouse\*\* of primary family head  
 In subfamilies  
   Married, spouse\*\* present  
     Child of primary family head  
   Other subfamily head  
     Child of primary family head  
     Child of subfamily head  
 Child of primary family head, not in subfamilies  
 Other relatives not in subfamilies  
 In secondary families  
   Head of family  
     Married, spouse\*\* present  
     Other  
   Spouse\*\* of family head  
   Child of family head  
   Others in secondary families  
 Primary individual  
 Secondary individual in households  
 In group quarters

\*Indicates husband or wife as appropriate when data are shown by sex.  
 \*\*By definition, can only be a wife.

III. Households by type

Categories: 1980 and beyond

Total households  
 Family households

Categories: Pre-1980

Total households  
 Primary families

Married-couple family  
Other family, male householder  
Other family, female householder  
Nonfamily households  
Male householder  
Female householder

Husband-wife  
Male head, no wife present  
Female head, no husband present  
Primary individuals  
Male  
Female

IV. Related subfamilies. Defined as nuclear family groups within households where members are related to, but do not include, the householder or spouse of householder (formerly called "subfamilies").

Categories: 1980 and beyond

Categories: Pre-1980

Total related subfamilies  
Married-couple  
Mother-child  
Father-child

Total subfamilies  
Husband-wife  
Female head, no husband present  
Male head, no wife present

V. Unrelated subfamilies. Defined as family groups within households where members are not related to the householder (formerly called "secondary families").

Categories: 1980 and beyond

Categories: Pre-1980

Total unrelated subfamilies  
Married-couple  
Mother-child  
Father-child  
Other

Total secondary families  
Husband-wife  
Female head, no husband present  
Male head, no wife present

DATA DICTIONARY INDEX

Current Population Survey, March/April 1984 Match File:  
Alimony and Child Support

<u>Item</u>	<u>Character Position</u>
<u>HOUSEHOLD RECORD INDEX</u>	
<u>Geographic Code and Size</u>	
Central City Status Code	H50
Division Code	H38
FIPS SMSA Code	H45
Modified SMSA Status Code	H49
Region Code	H37
SMSA Rank by Size	H43
SMSA Size Recode	H51
State Geographic Code	H39
State Population Size Rank	H41
<u>Flags</u>	
Energy Assistance	H128
Food Stamps	H116
Household Number	H57
Household Without Heat; Unable to Pay	
Heating Fuel Bill	H129
Tenure, Public Housing, Lower Rent	H63
Type of Fuel	H133
Value of Energy Assistance Received	H132
<u>Household Characteristics</u>	
Farm/Nonfarm Recode	H56
Hot Lunch Eaten at School	H104, H105
Household Status	H69
Household Type	H13
Household Without Heat; Unable to Pay	
Heating Fuel Bill	H118
Number of Families in This Household	H11
Number of Household Members 5-18 Never	
Married Other Than Householder	H103
Number of Housing Units in Structure	H34
Number of Married Couples in Household	
Excluding Householder and Spouse	H83
Number of Persons in Household Not Related	
to Householder	H82
Number of Persons in Household Under Age 18	H70
Number of Persons in This Household	H9
Phone Available	H127
Phone in Household	H126
Public Housing Project	H61
Race of Householder (Type A Noninterview)	H30
Relationship to Householder Recode	H81
Rent Subsidy	H62

022

<u>Item</u>	<u>Character Position</u>
Tenure of Household	H60
Type of Heating Fuel	H125
Type of Living Quarters	H58
<u>Income (Cash and Noncash)</u>	
Free or Reduced Price Lunch Received at School	H106, H107
Household Income Percent Cut 1	H84
Household Income Percent Cut 2	H85
Household Income Recode	H87
Household Received Energy Assistance	H117
Household Received Food Stamps	H108
Number of Months Household Members Received Food Stamps	H110
Number of Persons in Household Covered by Food Stamps	H109
Total Household Income	H72
Value of Energy Assistance Received by Household	H121
Value of Food Stamps Received by Household Members	H112
<u>Noninterview Reason</u>	
Noninterview Reason	H31
Weight for Noninterview Records	H33
<u>Number of Families (See Household Characteristics)</u>	
<u>Number of Married Couples (See Household Characteristics)</u>	
<u>Number of Persons (See Household Characteristics)</u>	
<u>Public Housing (See Household Characteristics)</u>	
<u>Race of Head (See Household Characteristics)</u>	
<u>Record Identification</u>	
Household Number	H16
Household Record Type	H331
Identification Number	H18
Index of Principal Person	H14
Month-In-Sample Code	H17
Sequence Number	H1
Trailer Portion of Unique Household	H7
<u>SMSA (See Geographic Code and Size)</u>	
<u>Weight</u>	
Household Weight	H196

Item

Character Position

FAMILY RECORD INDEX

Age (See Also Marital Status and Own Children)

Members 18 to 64 Years of Age	F148
Members 65 Years and Over	F149
Number of Children in Family 5 to 17	F166
Number of Persons in Family Under 18	F165
Presence of Related Children by Age	F147

Flags

Flag-CS (child support)	F142
Flag-DI (dividends)	F139
Flag-EA (total family earnings)	F144
Flag-FR (farm)	F134
Flag-IN (interest)	F138
Flag-OT (other)	F145
Flag-PA (public assistance)	F137
Flag-RE (retirement income)	F141
Flag-SE (self-employment)	F133
Flag-SP (supplemental income)	F136
Flag-TO (total family)	F143
Flag-US (U.S. Government sources-Social Security or Railroad Retirement)	F135
Flag-VP (veterans' payments)	F140
Flag-WS (wages and salaries)	F132

Household Characteristics

Description of Family	F146
Householder of Spanish Origin	F19
Kind of Family	F9
Number of Earners in Family	F169
Number of Family Members in Labor Force	F167
Number of Persons in Family	F11
Sex and Marital Status of Family Householder and Labor Force Status of Spouse	F168
Type of Family	F10

Income

Child Support, etc.	F97
Dividends, etc.	F74
Family Income to Poverty Level	F189
Family Income Percent Cut 1	F178
Family Income Percent Cut 2	F179
Family Income Recode	F192
Farm Income	F35
Interest	F66
Low Income (Poverty) Cutoff Dollar Amount	F181
Money Received from Social Security and Railroad Retirement	F42
Public Assistance and Welfare	F58
Ratio of Family Income to Poverty Level	F190
Retirement	F89
Self-employment Income	F28

024

<u>Item</u>	<u>Character Position</u>
Source of Income	F194
Supplemental Security, Money from U.S. and State and Local Governments	F50
Total Family Earnings	F114
Total Family Income	F105
Total Other Family Income	F123
Veterans' Payment, etc.	F81
Wages and Salaries	F20
<u>Income Recipiency</u>	
Type A Other Income	F170
Type B Other Income	F171
Type C Other Income	F172
Type D Other Income	F173
Type E Other Income	F174
Type F Other Income	F175
Type G Other Income	F176
Type H Other Income	F177
<u>Labor Force</u> (See Household Characteristics)	
<u>Marital Status</u>	
Age of Oldest Own Child, Any Marital Status	F163
Age of Youngest Own Child, Any Marital Status	F161
Own Children, Any Age, Any Marital Status	F151
Own Children Under 25, Any Marital Status	F152
Own Never Married Children Under 15	F154
Own Never Married Children Under 18	F150, F153
<u>Own Children</u>	
Own Children Under 1	F160
Own Children Under 3	F159
Own Children Under 5	F158
Own Children Under 6	F157
Own Children Under 9	F156
Own Children Under 12	F155
<u>Record Identification</u>	
Family Record Type	F331
Family Sequence Number Within Household	F7
Index in Person Record of Family Householder or Reference Person	F13
Index in Person Record of Family Husband	F209
Index in Person Record of Family Spouse	F15
Index in Person Record of Family Wife	F207
Index in Person Record of Last Member	F17
Unique Household Identifier	F1
<u>Weight</u>	
Family Weight	F196

<u>Item</u>	<u>Character Position</u>
<u>PERSON RECORD INDEX</u>	
<u>Alimony</u>	
Allocated, Alimony and Child Support Data	P474
Alimony Included in Child Support Payment	P453, P459
Amount of Alimony Eligible to Receive	P454
Amount of Alimony Received	P460
Eligible to Receive Alimony	P450
Frequency With Which Payment Received	P451
Payments Agreed to or Awarded	P448
Settlement, Type of	P466, P467, P468
<u>Armed Forces (See Person Characteristics)</u>	
<u>Child Support</u>	
AFDC (ADC) Payments	P445, P446
Allocation	P474
Agreement, Type of	P413
Amount of Child Support Supposed to Receive	P418
Assistance From Office of Child Support Enforcement	P423, P424, P439
Child Support Received Because of OCSE Efforts	P444
Eligible to Receive Child Support Payments	P415
Health Insurance Included in Child Support Awarded	P447
Payment, Type of	P414
Payments Agreed to or Awarded	P412
Payments Not Awarded, Reason	P449
Payments Received, Frequency of	P416
Payments Received Irregularly, Reason	P417
<u>Education (See Person Characteristics)</u>	
<u>Employment Characteristics</u>	
Employment Status	
Class of Worker (Current Job)	P59
Class of Worker (Longest Job Last Year)	P150
Class of Worker Recode 1	P314
Detailed Industry Recode 4 (Longest Job)	P322
Detailed Occupation Recode 3 (Longest Job)	P318
Did Not Work Last Year	P129
Earners Recode	P313
Employment Status Recode	P12
Experienced Labor Force Status (Edited)	P13
Full-Part Time Status Recode	P14, P309
Getting Paid for Time Off Last Week	P22
Industry Code (Current Job)	P49
Industry Code (Longest Job Last Year)	P151
Industry Recode (Current Job)	P52
Labor Force Recode 1	P295
Labor Force Recode 2	P296
Major Activity (Last Week)	P15
Major Industry Recode 3 (Longest Job)	P316

<u>Item</u>	<u>Character Position</u>
Major Occupation Recode 4 (Longest Job)	P320
Number of Employers Last Year	P138
Occupation Code (Current Job)	P56
Occupation Code (Longest Job Last Year)	P154
Occupation Recode (Current Job)	P54
Part-Full Time Recode	P14, P309
Reason Work Part-Time	P149
What Was Done Most of Remaining Weeks Last Year	P145
When Last Worked Full-Time 2 Weeks or More	P48
Why Not at Work Last Week	P21
Worked Prior to Last Separation	P471
Working at Time of Last Divorce or Separation	P469
<b>Hours of Work</b>	
Hours Per Week Worked Last Year	P136
Hours Worked Last Week	P16
Reason Not Working 35 Hours Per Week	P19
Usually Worked 35 Hours Per Week	P18
Usually Worked 35+ Hours Per Week at Job	P23
Worked Less Than 35 Hours One Week Last Year	P146
Worked 35+ or Less Than 35 Hours/Week at Time of Last Divorce or Separation	P470
<b>Looking For Work</b>	
Checked Employer Directly	P26
Checked Private Employment Agency	P25
Checked Public Employment Agency	P24
Checked With Friends or Relatives	P27
Did Nothing	P29
Looked for Work in Between Jobs	P139
Looking for Full-or Part-Time Work	P45
Looking for Work Last Year	P130
Other Method Used	P30
Placed or Answered Ads	P28
Weeks Looking All in One Stretch	P144
Weeks Looking for Work	P43
Weeks Looking for Nonworkers	P131
Weeks Looking or On Layoff	P141, P142
Why Started Looking for Work	P42
Work Recode 1, Work Experience Weeks Looking, Nonworkers	P310
Work Recode 2, Part Year Worker Weeks Looking	P311
Work Recode 3, Part Year Worker Weeks Looking	P312



<u>Item</u>	<u>Character Position</u>
Unable to Work	
Lost Full Weeks Work Due to Work Layoff	P140
Main Reason Did Not Work Last Year	P133
Reason Could Not Take Job	P46
Reason Could Not Take Work Last Week	P47
Weeks Worked	
Weeks Worked Last Year	P134
Weeks Worked Part-Time	P147
Weeks Worked Recode	P307
<u>Flag</u>	
Allocation	P64, P65, P66, P67, P68, P69, P70, P71, P72, P73, P74, P75, P76, P77, P78, P79, P80, P81, P82, P84, P85, P90 P190 P187 P182 P186 P185 P189 P181 P183 P184 P269, P270, P271, P272, P273, P274, P275, P276, P277, P278, P279, P280, P281, P282 P188 P180
Child Support	
Dividend	
Farm Income	
Interest	
Public Assistance	
Retirement Income	
Self Employment	
Social Security/Railroad Retirement	
Supplemental Security	
Top Coded	
Veterans' Payments	
Wage and Salaries Flag	
<u>Household Characteristics</u>	
Children Fathered or Adopted by Most Recently Divorced or Separated Father	P411
Children Living in Household	P409, P410
Family Number	P105
Family Relationship	P106
Family Type	P104
Household Recode (1 thru 4)	P297, P299, P300, P302 P334 P303 P103 P335
Parent Present	
Parents Recode (Presence of Parents)	
Relationship to Householder	
Spouse Present	

<u>Item</u>	<u>Character Position</u>
<u>Income (Non-Wages and Salaries Sources)</u>	
Alimony, Child Support, Other Income (See Also Alimony; Child Support)	P243
Dividends, Rentals, Trust Farm	P227
Interest Amount	P202
Low Income (Poverty) Cut-off	P222
Pension	P289
Person's Income Recode	P238
Personal Income Total	P324
Public Assistance Amount	P248
Self-employment	P217
Source of Income Recode	P196
Supplemental Security	P326
Total Earnings	P213
Total Other Income	P255
Social Security/Railroad Retirement	P262
Veterans' Unemployment, Workmen's Compensation	P208
Wages or Salaries	P233 P191
<u>Income Reciprocity</u>	
Aid to Dependent Children	P164
Alimony and Child Support (See Also Alimony; Child Support)	P177
Anything Else	P179
Dividends	P167
Estates and Trust	P169
Farm Income	P159
Federal Government Pension	P175
Interest	P166
Military Retirement	P174
Other Public Assistance	P165
Other Regular Contribution	P178
Private Pension	P173
Railroad Retirement	P161
Rent and Royalties	P168
Self-employment	P158
Social Security	P160
State and Local Government Pension	P176
Supplemental Security	P162
Unemployment Compensation	P171
Veterans' Payments	P170
Wage and Salary	P157
Workmen's Compensation	P172
<u>Insurance/Pension Coverage</u>	
CHAMPUS or Military Health Care	P353, P354
Group Health	P345, P348
Other Persons Covered	P347
Part Paid by Employer	P346
Medicaid	P351, P352
Medicare	P349, P350
Other Health Insurance	P355, P356

029

<u>Item</u>	<u>Character Position</u>
Other Persons Covered Pension Plan	P357 P343,P344
<u>Labor Force</u> (See Employment Characteristics)	
<u>Match Value</u> Match Value for March/April Records	P472
<u>Person Characteristics</u>	
Age Recode	P306
Age Recode 1	P304
Age in Single Years	P110
Child Born of Never-Married Female, 18 Years and Over Children, Own or Adopted	P394
Completed Highest Grade Attended	P405
Date of Most Recent Divorce or Separation (Mon/Yr)	P117
Date of Most Recent Marriage That Resulted in Divorce or Separation (Mon/Yr)	P397,P399
Divorce Status	P401,P403
Highest Grade Attended	P396
Marital Status	P115
Married, Number of Times	P107,P393
Race	P395
Sex	P109
Spanish Ethnicity	P108
Veteran Status	P113 P112
<u>Record Identification</u>	
Family Membership Key	P10
Parent Line Number	P358
Person Line Number	P332
Person Record Type	P331
Person Sequence Number Within Household	P7
Population Type Item 25A	P102
Principal Person Indicator	P9
Related Subfamily Membership Key	P11
Spouse Line Number	P389
Unique Household Identifier	P1
<u>Residence</u>	
Living in Same House March 1983	P339
Migration--Residence 1983 to 1984	P328
Region of Residence in 1983--Migration	P329
Residence 1983 to 1984	P341
SMSA Residence in 1983 Recode	P330
SMSA Residence March 1983	P340
State Residence in 1983	P337
<u>Unemployment</u> (See Employment Characteristics)	
<u>Weights</u>	
Basic CPS Person Weight	P91
March/April Supplement Weight	P118

030

## HOW TO USE THE DATA DICTIONARY

This computer-generated report documents the data contents and the record layout of the file. Below is a brief description of the information provided for each data item.

The first line of each data item description gives the name, size/scale, begin position, data type, and the variable label. Following those items, on subsequent lines, are any applicable notes and value codes. Each of these items is defined below.

1. Name. This is an arbitrarily assigned 8 character identifier. It may be a mnemonic such as "STATE" or "EDNUMBER", or sequential identifier such as "TAB1", "TAB2", etc.
2. Size/Scale. The size of a data item is given in characters. The scale of a data item is given in integer powers of 10. Implied decimals or multipliers (in integer powers of ten only) are indicated by a "-" or a "+" followed by a number. For example, 123.45 would appear on the data tape as 12345, and the size/scale value would be 5/-2. A number recorded in thousands (12,345,000 for example) would appear on the data tape as 12345 and the size/scale value would be 5/+3. Scale factors which are not an integer power of ten are identified in the notes following the label, and in the footnotes.
3. Begin. This is the location in the data record of the first character of the data item.
4. Data Type. The data type indicates whether the data item is alphanumeric (A) or numeric (N).
5. Description. (This is not titled in the Data Dictionary.)

Label. This is a single 40 character line or a set of 40 character lines which describes the data item.

Notes and Value Codes. This section provides any relevant notes or footnote references. In addition, any value codes necessary for the data item are listed and labeled here.

THE FOLLOWING CLUSTER DEFINES THE MARCH SUPPLEMENT HOUSEHOLD

NOTE: ALL RANGES SHOWN AS N REPRESENT THE LARGEST INTEGRAL VALUE POSSIBLE FOR THE FIELD SIZE, I.E., FOR A 3 DIGIT FIELD N=999

ALL FIELDS (EXCLUDING PADDING) ARE ZERO FILLED

NIU = NOT IN UNIVERSE  
 MIS = MONTH IN SAMPLE  
 HH = HOUSEHOLD

ALL ITEM NUMBERS REFER TO THE CPS MARCH QUESTIONNAIRE

ALL ITEM NAMES THAT BEGIN WITH B- ARE FROM BASIC CPS AND ARE FULLY EDITED  
 ALL ITEM NAMES THAT BEGIN WITH BA- ARE ALLOCATION FLAGS FOR BASIC CPS ITEMS

ALL ITEM NAMES THAT BEGIN WITH ~ ARE FROM BASIC CPS AND ARE EDITED FOR A LIMITED UNIVERSE  
 ALL ITEM NAMES THAT BEGIN WITH R- ARE RECODES

THE FILE WILL BE ORDERED AS FOLLOWS:

HOUSEHOLD RECORD FOLLOWED BY ONE OF THREE POSSIBLE STRUCTURES  
 A. IF THE HOUSEHOLD IS NOT A GROUP QUARTERS AND IT CONTAINS

1. THE FAMILY RECORD FOLLOWED BY PERSONS RECORDS FOR MEMBERS OF THE FAMILY WHO ARE NOT ALSO MEMBERS OF A RELATED SUBFAMILY
2. THESE RECORDS MAY BE FOLLOWED BY ONE OR MORE RELATED SUBFAMILY RECORDS, EACH RELATED SUBFAMILY RECORD BEING IMMEDIATELY FOLLOWED BY PERSONS RECORDS FOR THE MEMBERS OF THAT RELATED SUBFAMILY.
3. THESE RECORDS MAY BE FOLLOWED BY ONE OR MORE UNRELATED FAMILY RECORDS, EACH UNRELATED FAMILY RECORD BEING IMMEDIATELY FOLLOWED BY PERSONS RECORDS FOR THE MEMBERS OF THAT UNRELATED FAMILY.
4. THESE MAY BE FOLLOWED BY ONE OR MORE UNRELATED BY THE INDIVIDUAL FAMILY RECORDS EACH TO BE FOLLOWED BY THE PERSON RECORD FOR THE UNRELATED INDIVIDUAL IT REPRESENTS.

B. IF THE HOUSEHOLD IS NOT A GROUP QUARTERS AND IT CONTAINS A NONFAMILY HOUSEHOLDER:

1. THE FAMILY RECORD FOR THE NONFAMILY HOUSEHOLDER IMMEDIATELY FOLLOWED BY THE PERSON RECORD FOR THAT NONFAMILY HOUSEHOLDER.
2. THESE RECORDS MAY BE FOLLOWED BY ONE OR MORE UNRELATED FAMILY RECORDS, EACH UNRELATED FAMILY RECORD BEING IMMEDIATELY FOLLOWED BY THE PERSONS RECORD FOR MEMBERS OF THAT UNRELATED FAMILY.
3. THESE RECORDS MAY BE FOLLOWED BY ONE OR MORE FAMILY RECORDS FOR UNRELATED INDIVIDUALS EACH FAMILY RECORD BEING IMMEDIATELY FOLLOWED BY THE PERSON RECORD FOR THAT UNRELATED INDIVIDUAL.
- C. IF THE HOUSEHOLD IS ACTUALLY A GROUP QUARTERS, EACH FAMILY RECORD FOR EACH OF THE UNRELATED INDIVIDUALS, PERSON RECORD BEING IMMEDIATELY FOLLOWED BY A PERSON RECORD FOR THAT INDIVIDUAL.

CLUSTER MAR77STR\*

RECORD HH.

(480)

HOUSEHOLD RECORD

HH-SEQ-NUM.	1	6	(1,N)	HOUSEHOLD SEQUENCE NUMBER - UNIQUE ID FOR THIS HOUSEHOLD THE SAME ID NUMBER WILL APPEAR IN EACH PERSONS RECORD IN THIS HOUSEHOLD IN THE PP-SEQ-NUM. FIELD. THE SAME ID NUMBER WILL APPEAR IN EACH FAMILY RECORD IN THIS HOUSEHOLD IN THE FF-SEQ-NUM. FIELD.
HH-POS.	7	2	(0,N)	TRAILER PORTION OF UNIQUE HOUSEHOLD ID. 00 FOR HH RECORD. SAME FUNCTION IN PERSONS RECORD IS FIELD PP-POS (01-39) SAME FUNCTION IN FAMILY RECORD IS FF-POS (41-79)
NUM-PERS.	9	2	(00,39)	NUMBER OF PERSONS IN THIS HOUSEHOLD
NUM-FAM.	11	2	(00,39)	NUMBER OF FAMILIES IN THIS HOUSEHOLD
HH-TYPE.	13	1	(1,4)	1 = INTERVIEW HOUSEHOLD, WITH HHLDR 2 = GROUP QUARTERS (COLLECTIVE HH) ALL SECONDARY INDIVIDUALS 3 = NONINTERVIEW TYPE A 4 = NONINTERVIEW TYPE B/C
PPIND-INDX.	14	2	(00,39)	INDEX OF PRINCIPAL PERSON 00 = NIU (NOT IN UNIVERSE) 01-39 = INDEX OF PRINCIPAL PERSON
ITEM9.	16	1	(1,8)	1 = HOUSEHOLD 1 8 = HOUSEHOLD 8 ITEM 9 HOUSEHOLD NUMBER (EDITED)
MIS.	17	1	(1,8)	MONTH-IN-SAMPLE CODE GENERATED FROM MONTH AND ROTATION
HH-IDENT-NUM.	18	12	(1,N)	HOUSEHOLD IDENTIFICATION NUMBER
B-ITEM14-RC.	30	1	(0,3)	RACE OF HHLDR (NONINTERVIEW) 0 = NOT IN UNIVERSE 1 = WHITE 2 = BLACK 3 = OTHER ITEM 14 RACE OF HHLDR (EDITED) TYPE A

VALID RANGE(MIN,MAX) & DESCRIPTION

B-ITEM15-REA. 31 2 (00,19)  
 NONINTERVIEW  
 00 = NIU  
 01 = VACANT - REGULAR STORAGE FOR HH FURNITURE (EDITED) TYPE B  
 02 = VACANT - STORAGE FOR HH FURNITURE (EDITED) TYPE B  
 03 = TEMPORARILY OCCUPIED BY PERSONS WITH URE TYPE B  
 04 = UNFIT OR TO BE DEMOLISHED TYPE B  
 05 = UNDER CONSTRUCTION, NOT READY TYPE B  
 06 = CONVERTED TO TEMPORARY BUSINESS OR STORAGE TYPE B  
 07 = OCCUPIED BY AF MEMBERS OR PERSONS UNDER 14 TYPE B  
 08 = UNOCCUPIED TENT OR TRAILER SITE TYPE B  
 09 = PERMIT GRANTED, CONSTRUCTION NOT STARTED TYPE B  
 10 = OTHER TYPE B  
 11 = DEMOLISHED TYPE C  
 12 = HOUSE OR TRAILER MOVED TYPE C  
 13 = OUTSIDE SEGMENT TYPE C  
 14 = CONVERTED TO PERMANENT BUSINESS OR STORAGE TYPE C  
 15 = MERGED TYPE C  
 16 = CONDEMNED TYPE C  
 17 = BUILT AFTER APRIL 1,1970 TYPE C  
 18 = UNUSED LINE OF LISTING SHEET TYPE C  
 19 = OTHER TYPE C

B-NI-MGT. 33 1 (0,N)  
 0 = NIU WEIGHT FOR NON-INTERVIEW RECORDS  
 1 = REGULAR TYPE A,B, OR C NON-INTERVIEW  
 2-4 = SUBSAMPLE TYPE A,B, OR C NON-INTERVIEW

-NUM-HU. 34 1 (0,5)  
 0 = NC  
 1 = 1  
 2 = 2  
 3 = 3-4  
 4 = 5-9  
 5 = 10+

H-PADDING. 35 2  
 REGION. 37 1 (1,4)

DIVISION. 38 1 (1,9)  
 1 = NORTHEAST  
 2 = NORTH CENTRAL  
 3 = SOUTH  
 4 = WEST  
 1 = NEW ENGLAND  
 2 = MIDDLE ATLANTIC  
 3 = EAST NORTH CENTRAL  
 4 = WEST NORTH CENTRAL  
 5 = SOUTH ATLANTIC  
 6 = EAST SOUTH CENTRAL  
 7 = WEST SOUTH CENTRAL  
 8 = MOUNTAIN  
 9 = PACIFIC

COUNT	ITEM NAME	POSITION	LENGTH	VALID RANGE(MIN,MAX) & DESCRIPTION	DATE	PAGE
	MST-STATE.	39	2	(11,95)		
11	= MAINE					
12	= NEW HAMPSHIRE					
13	= VERMONT					
14	= MASSACHUSETTS					
15	= RHODE ISLAND					
16	= CONNECTICUT					
21	= NEW YORK					
22	= NEW JERSEY					
23	= PENNSYLVANIA					
31	= OHIO					
32	= INDIANA					
33	= ILLINOIS					
34	= MICHIGAN					
35	= WISCONSIN					
41	= MINNESOTA					
42	= IOWA					
43	= MISSOURI					
44	= NORTH DAKOTA					
45	= SOUTH DAKOTA					
46	= NEBRASKA					
47	= KANSAS					
51	= DELAWARE					
52	= MARYLAND					
53	= DISTRICT OF COLUMBIA					
54	= VIRGINIA					
55	= WEST VIRGINIA					
56	= NORTH CAROLINA					
57	= SOUTH CAROLINA					
58	= GEORGIA					
59	= FLORIDA					
61	= KENTUCKY					
62	= TENNESSEE					
63	= ALABAMA					
64	= MISSISSIPPI					
71	= ARKANSAS					
72	= LOUISIANA					
73	= OKLAHOMA					
74	= TEXAS					
81	= MONTANA					
82	= IDAHO					
83	= WYOMING					
84	= COLORADO					
85	= NEW MEXICO					
86	= ARIZONA					
87	= UTAH					
88	= NEVADA					
91	= WASHINGTON					
92	= OREGON					
93	= CALIFORNIA					
94	= ALASKA					
95	= HAWAII					



COUNT	ITEM NAME	POSITION	LENGTH	VALID RANGE(MIN,MAX) & DESCRIPTION
	MST-STRAK.	41	2	(01,51)
01	= CALIFORNIA			
02	= NEW YORK			
03	= PENNSYLVANIA			
04	= TEXAS			
05	= ILLINOIS			
06	= OHIO			
07	= MICHIGAN			
08	= NEW JERSEY			
09	= FLORIDA			
10	= MASSACHUSETTS			
11	= INDIANA			
12	= NORTH CAROLINA			
13	= MISSOURI			
14	= VIRGINIA			
15	= GEORGIA			
16	= WISCONSIN			
17	= TENNESSEE			
18	= MARYLAND			
19	= MINNESOTA			
20	= LOUISIANA			
21	= ALABAMA			
22	= WASHINGTON			
23	= KENTUCKY			
24	= CONNECTICUT			
25	= IOWA			
26	= SOUTH CAROLINA			
27	= OKLAHOMA			
28	= KANSAS			
29	= MISSISSIPPI			
30	= COLORADO			
31	= OREGON			
32	= ARKANSAS			
33	= ARIZONA			
34	= WEST VIRGINIA			
35	= NEBRASKA			
36	= UTAH			
37	= NEW MEXICO			
38	= MAINE			
39	= RHODE ISLAND			
40	= HAWAII			
41	= DISTRICT OF COLUMBIA			
42	= NEW HAMPSHIRE			
43	= IDAHO			
44	= MONTANA			
45	= SOUTH DAKOTA			
46	= NORTH DAKOTA			
47	= DELAWARE			
48	= NEVADA			
49	= VERMONT			
50	= WYOMING			
51	= ALASKA			

SELECT-SMSA.

43 2

(00,N)

## STANDARD METROPOLITAN STATISTICAL AREAS

00 = NOT LISTED BELOW  
 01 = NEW YORK, N.Y.  
 02 = LOS ANGELES-LONG BEACH, CALIF.  
 03 = CHICAGO, ILL.  
 04 = PHILADELPHIA, PA.  
 05 = DETROIT, MICH.  
 06 = SAN FRANCISCO-OAKLAND, CALIF.  
 07 = WASHINGTON, D.C.-MD.-VA.  
 08 = BOSTON, MASS.  
 09 = NASSAU-SUFFOLK, N.Y.  
 10 = PITTSBURGH, PA.  
 11 = ST. LOUIS, MO.-ILL.  
 12 = BALTIMORE, MD.  
 13 = CLEVELAND, OHIO  
 14 = HOUSTON, TEXAS  
 15 = NEWARK, N.J.  
 16 = MINNEAPOLIS-ST. PAUL, MINN.  
 17 = DALLAS, TEXAS  
 18 = SEATTLE-EVERETT, WASH.  
 19 = ANAHEIM-SANTA ANA-GARDEN GROVE, CALIF.  
 20 = MILWAUKEE, WIS.  
 21 = ATLANTA, GA.  
 22 = CINCINNATI, OHIO  
 23 = PATTERSON-CLIFTON-PASSAIC, N.J.  
 24 = SAN DIEGO, CALIF.  
 25 = BUFFALO, N.Y.  
 26 = MIAMI, FLA.  
 27 = KANSAS CITY, MO.-KAN.  
 28 = DENVER, COLO.  
 29 = SAN BERNARDINO-RIVERSIDE-ONTARIO, CALIF.  
 30 = INDIANAPOLIS, IND.  
 31 = SAN JOSE, CALIF.  
 32 = NEW ORLEANS, LA.  
 33 = TAMPA-ST. PETERSBURG, FLA.  
 34 = PORTLAND, ORE.-WASH.  
 36 = COLUMBUS, OHIO  
 38 = ROCHESTER, N.Y.  
 42 = SACRAMENTO, CALIF.  
 44 = FORT WORTH, TEXAS  
 45 = BIRMINGHAM, ALA.  
 46 = ALBANY-SCHENECTADY-TROY, N.Y.  
 48 = NORFOLK-PORTSMOUTH, VA.  
 49 = AKRON, OHIO  
 53 = GARY-HAMMOND-EAST CHICAGO, IND.  
 57 = GREENSBORO-WINSTON-SALEM-HIGH POINT, N.C.

SMSA-FIPS. 45 4 (0000,N)

0000 = NOT IDENTIFIABLE  
 5600 = NEW YORK, N.Y.  
 4480 = LOS ANGELES-LONG BEACH, CALIF.  
 1600 = CHICAGO, ILL.  
 6160 = PHILADELPHIA, PA.  
 2160 = DETROIT, MICH.  
 7360 = SAN FRANCISCO-OAKLAND, CALIF.  
 8840 = WASHINGTON, D.C.-MD.-VA.  
 1120 = BOSTON, MASS.  
 5380 = NASSAU-SUFFOLK, N.Y.  
 6280 = PITTSBURGH, PA.  
 7040 = ST. LOUIS, MO.-ILL.  
 0720 = BALTIMORE, MD.  
 1680 = CLEVELAND, OHIO  
 3360 = HOUSTON, TEXAS  
 5640 = NEWARK, N.J.  
 5120 = MINNEAPOLIS-ST. PAUL, MINN.  
 1920 = DALLAS, TEXAS  
 0360 = SEATTLE-EVERETT, WASH.  
 0360 = ANAHEIM-SANTA ANA-GARDEN GROVE, CALIF.  
 5080 = MILWAUKEE, WIS.  
 0520 = ATLANTA, GA.  
 1640 = CINCINNATI, OHIO  
 6040 = PATTERSON-CLIFTON-PASSAIC, N.J.  
 7320 = SAN DIEGO, CALIF.  
 1280 = BUFFALO, N.Y.  
 5000 = MIAMI, FLA.  
 3760 = KANSAS CITY, MO.-KAN.  
 2080 = DENVER, COLO.  
 7280 = SAN BERNARDINO-RIVERSIDE-ONTARIO, CALIF.  
 3480 = INDIANAPOLIS, IND.  
 7400 = SAN JOSE, CALIF.  
 5560 = NEW ORLEANS, LA.  
 8280 = TAMPA-ST. PETERSBURG, FLA.  
 6440 = PORTLAND, ORE.-WASH.  
 1840 = COLUMBUS, OHIO  
 6840 = ROCHESTER, N.Y.  
 6920 = SACRAMENTO, CALIF.  
 2800 = FORT WORTH, TEXAS  
 1000 = BIRMINGHAM, ALA.  
 0160 = ALBANY-SCHENECTADY-TROY, N.Y.  
 5720 = NORFOLK-PORTSMOUTH, VA.  
 0080 = AKRON, OHIO  
 2960 = GARY-HAMMOND-EAST CHICAGO, IND.  
 3120 = GREENSBORO-MINSTON-SALEM-HIGH POINT, N.C.

MODIFIED SMSA STATUS CODE  
 1 = SMSA  
 2 = NON SMSA  
 3 = NOT IDENTIFIABLE

CENTRAL CITY STATUS CODE  
 1 = CENTRAL CITY  
 2 = BALANCE OF SMSA  
 3 = NON SMSA  
 4 = NOT IDENTIFIABLE

(1,3)

1

49

MST-SMSA-REC.

(1,4)

1

50

CCC-SMSA.

51	SMSA-SIZ-REC.	1	(0,2)	0 = NIU 1 = 3,000,000 OR MORE 2 = 1,000,000 - 2,999,999
52	H-PADDING1.	4		
56	LAND-USAGE.	1	(1,3)	RECODE ITEM 5 TO OLD FARM DEFINITION 1 = NONFARM 2 = FARM 10+ ACRES 3 = FARM <10 ACRES
57	A-ITEM9.	1	(0,1)	0 = NOT ALLOCATED 1 = ALLOCATED
58	ITEM4.	2	(01,10)	01 = HOUSE, APARTMENT 02 = HU IN NONTRANSIENT HOTEL, ETC 03 = HU PERMANENT, IN TRANSIENT HOTEL, ETC 04 = HU IN ROOMING HOUSE 05 = MOBILE HOME OR TRAILER 06 = HU NOT SPECIFIED ABOVE 07 = QUARTERS NOT HU 08 = UNIT NOT PERMANENT 09 = TENT/TRAILER SITE 10 = OTHER NOT HU
60	TENURE.	1	(1,3)	ITEM6 - MARCH EDITED MARCH GROUP QUARTERS MARCH GROUP QUARTERS MARCH GROUP QUARTERS
61	PUBLIC.	1	(0,2)	TENURE OF HOUSEHOLD (ITEM 60) 1 = OWNED OR BEING BOUGHT 2 = RENTED 3 = NO CASH RENT
62	LOWER-RENT.	1	(0,2)	PUBLIC HOUSING PROJECT (ITEM 61) 0 = NIU 1 = YES 2 = NO
63	TENURE-ALLO.	1	(0,1)	RENT SUBSIDY (ITEM 62) 0 = NIU 1 = YES 2 = NO
64	H-PADDING2.	5		0 = NO ALLOCATION 1 = ALLOCATED ONE OR MORE FIELDS TENURE, PUBLIC, LOWER-RENT

HH-STATUS. 69 1 (0,3)  
 HOUSEHOLD STATUS  
 0 = NIU (GROUP QUARTERS)  
 1 = FAMILY  
 2 = PRIMARY INDIVIDUAL LIVING ALONE  
 3 = PRIMARY INDIVIDUAL LIVING WITH NONRELATIVES

HH-UNDER18. 70 2 (00,39)  
 NUMBER OF PERSONS IN HOUSEHOLD UNDER AGE 18  
 00 = NONE  
 01-39 = NUMBER PERSONS UNDER 18

HH-INC-TOT. 72 9 (-N,N)  
 TOTAL HOUSEHOLD INCOME  
 0 = NONE  
 NEGATIVE AMT = INCOME (LOSS)  
 POSITIVE AMT = INCOME

HH-REC-REL. 81 1 (0,3)  
 RELATIONSHIP TO HOUSEHOLDER RECODE  
 0 = NIU (GROUP QUARTERS)  
 1 = ALL MEMBERS RELATED TO HHLDR  
 2 = NO MEMBERS RELATED TO HHLDR  
 3 = SOME MEMBERS RELATED TO HHLDR

HH-NUM-NONRL. 82 1 (0,4)  
 NUMBER OF PERSONS IN HOUSEHOLD NOT RELATED TO THE HOUSEHOLDER  
 0 = NONE/ NIU (GROUP QUARTERS)  
 ...  
 4 = 4+ PERSONS

HH-NUM-CPLES. 83 1 (0,2)  
 NUMBER OF MARRIED COUPLES IN HOUSEHOLD EXCLUDING HOUSEHOLDER  
 REFERENCE PERSON AND HIS WIFE  
 0 = NONE  
 1 = 1  
 2 = 2+ COUPLES

HH-TOP-5PCT. 84 1 (0,2)  
 HOUSEHOLD INCOME PERCENT CUT  
 NATIONAL HOUSEHOLD INCOME RANKING  
 0 = NIU (GROUP QUARTERS)  
 1 = NOT IN TOP 5 PCT  
 2 = IN TOP 5 PCT

HH-PCT-CUT. 85 2 (00,20)  
 HOUSEHOLD INCOME PERCENT CUT  
 NATIONAL HOUSEHOLD INCOME RANKING  
 00 = NIU (GROUP QUARTERS)  
 01 = LOWEST 5 PER CENT  
 02 = SECOND 5 PER CENT  
 .20 = TOP 5 PER CENT

R-RHINCM. 67 2 (01,23)  
 DETAILED HOUSEHOLD INCOME RECODE  
 01 = NONE  
 02 = LOSS  
 3 \$1 TO 2499  
 4 \$2500 TO 4999  
 5 \$5000 TO 7499  
 6 \$7500 TO 9999  
 7 \$10000 TO 12499  
 8 \$12500 TO 14999  
 9 \$15000 TO 17499  
 10 \$17500 TO 19999  
 11 \$20000 TO 22499  
 12 \$22500 TO 24999  
 13 \$25000 TO 27499  
 14 \$27500 TO 29999  
 15 \$30000 TO 32499  
 16 \$32500 TO 34999  
 17 \$35000 TO 37499  
 18 \$37500 TO 39999  
 19 \$40000 TO 44999  
 20 \$45000 TO 49999  
 21 \$50000 TO 59999  
 22 \$60000 TO 74999  
 23 \$75000 AND OVER

H-PADDING3. 69 14  
 H-MEMB-5-18. 103 1 (0,9) 0 = NO MEMBERS, NEVER MARRIED, OTHER THAN HHLDR  
 1 - 9 = NUMBER OF MEMBERS, NEVER MARRIED, OTHER THAN HHLDR  
 H-HOT-LUN. 104 1 (0,2) 0 = NIU  
 1 = CHILDREN EAT COMPLETE LUNCH AT SCHOOL  
 2 = NO CHILDREN EAT COMPLETE LUNCH AT SCHOOL  
 H-NUM-HOT. 105 1 (0,9) 0 = NIU  
 1-9 = NUMBER OF CHILDREN WHO EAT COMPLETE LUNCH AT SCHOOL  
 H-FREE-LUN. 106 1 (0,2) 0 = NIU  
 1 = CHILDREN RECEIV FREE OR RED. PRICE LUNCH  
 2 = NO CHILDREN RECEIVE FREE OR REDUCED PRICE LUNCH  
 H-NUM-FREE. 107 1 (0,9) 0 = NIU  
 1-9 = NUM. OF CHILDREN W/FREE OR REDUCED PRICE LUNCH  
 H-FOOD-SP. 108 1 (1,2) 1 = YES(THIS HOUSEHOLD RECEIVED FOOD STAMPS)  
 2 = NO(THIS HOUSEHOLD DID NOT RECEIVE FOOD STAMPS)  
 H-NUM-FS. 109 1 (0,9) 0 = NIU (THIS IS NOT A FOOD STAMP HOUSEHOLD)  
 1-9 = NUMBER OF PERSONS IN HOUSEHOLD COVERED BY FOOD STAMPS  
 (9 MEANS 9 OR MORE)

H-NUM-MO.	110	2	(0,12)	0 = NIU (THIS IS NOT A FOOD STAMP HOUSEHOLD) 1-12 = NUMBER OF MONTHS FOOD STAMPS RECEIVED
H-VALUE-FS.	112	4	(0,5999)	0 = NIU (THIS IS NOT A FOOD STAMP HOUSEHOLD) 1-5999 = TOTAL VALUE OF FOOD STAMPS RECEIVED
H-FS-AL-FLAG.	116	1	(0,3)	0 = NO ALLOCATION 1 = INCOME AMOUNT ALLOCATED 2 = RECIPIENCY TYPE ALLOCATED 3 = INCOME AND RECIPIENCY TYPE ALLOCATED
H-ENERGY-AST.	117	1	(0,2)	0 = NIU 1 = YES (THIS HOUSEHOLD RECEIVED ENERGY ASSISTANCE) 2 = NO (THIS HOUSEHOLD DID NOT RECEIVE ENERGY ASSISTANCE)
H-ENERGY-HEAT.	118	1	(0,2)	0 = NIU 1 = YES 2 = NO UNABLE TO PAY FUEL BILL
H-PADDING4.	119	2		
H-ENERGY-VAL.	121	4	(0,1999)	0 = NIU (THIS IS NOT AN ENERGY ASSISTED HOUSEHOLD) 1-1999 = TOTAL VALUE OF ENERGY ASSISTANCE RECEIVED
H-ENERGY-FL.	125	1	(0,8)	0 = NIU 1 = GAS - FROM UNDERGROUND PIPES 2 = GAS - BOTTLED, TANK OR LP 3 = ELECTRICITY 4 = FUEL OIL, KEROSENE, ETC. 5 = COAL OR COKE 6 = WOOD 7 = OTHER 8 = NO FUEL USED
PHONE-HHLD.	126	1	(0,2)	0 = NC 1 = YES 2 = NO ITEM 27C
PHONE-Avail.	127	1	(0,2)	0 = NC 1 = YES 2 = NO ITEM 27E
H-FLAG-AST.	128	1	(0,1)	0 = NO ALLOCATION 1 = THE CORRESPONDING ENERGY FIELD WAS ALLOCATED

H-FLAG-HEAT. 129 1 (0,1)  
 0 = NO ALLOCATION  
 1 = THE CORRESPONDING ENERGY FIELD WAS ALLOCATED

H-PADDING5. 130 2  
 H-FLAG-VAL. 132 1 (0,1)  
 0 = NO ALLOCATION  
 1 = THE CORRESPONDING ENERGY FIELD WAS ALLOCATED

H-FLAG-FL. 133 1 (0,1)  
 0 = NO ALLOCATION  
 1 = THE CORRESPONDING ENERGY FIELD WAS ALLOCATED

H-PADDING6. 134 62

HH-SUPP-WGT. 196 11 (0,34000000000)  
 HOUSEHOLDER MARCH SUPPLEMENT  
 (2 IMPLIED DECIMALS) WEIGHT

H-PADDING7. 207 124  
 CHARACTER POSITION 331 SEE HH-RECTYP

HH-RECTYP. 331 1 (1,1)  
 1 = HOUSEHOLD RECORD  
 2 = FAMILY RECORD (SEE FF-RECTYP)  
 3 = PERSON RECORD (SEE PP-RECTYP)

H-PADDING8. 332 149



FF. (480,39)  
 FF-SEQ-NUM. 1 6 (1,N) UNIQUE HOUSEHOLD IDENTIFIER (SEE-HH-SEQ-NUM.)

FF-POS. 7 2 (41,79) FAMILY SEQUENCE NUMBER WITHIN HOUSEHOLD

F-KIND. 9 1 (1,5) 1 = FAMILY KIND OF FAMILY  
 2 = UNRELATED SUB FAMILY  
 3 = UNRELATED FAMILY  
 NOTE: THE FOLLOWING ARE NOT TRUE FAMILIES  
 DUMMY FAMILY RECORDS ARE GENERATED FOR THEM  
 FOR CONVENIENCE IN TALLYING  
 4 = NONFAMILY HOUSEHOLDER  
 5 = UNRELATED INDIVIDUALS

F-TYPE. 10 1 (1,3) 1 = HUSBAND-WIFE FAMILY TYPE OF FAMILY  
 2 = OTHER MALE HHLDR  
 3 = OTHER FEMALE HHLDR

F-PERSONS. 11 2 (01,39) NUMBER OF PERSONS IN FAMILY

F-HEAD-INDEX. 13 2 (01,39) INDEX IN PERSONS RECORD OF HHLDR OR REFERENCE PERSON  
 (SEE PP-POS 2:1)

F-SPOUSE-IND. 15 2 (00,39) INDEX IN PERSONS RECORD OF FAMILY SPOUSE  
 (SEE PP-POS 2:1)  
 00 = NO SPOUSE  
 01 = ILLEGAL  
 02-39 = INDEX

F-LAST-INDEX. 17 2 (01,39) INDEX IN PERSONS RECORD OF LAST MEMBER OF FAMILY  
 (SEE PP-POS 2:1)  
 ALL PERSONS FROM F-HEAD-INDEX THRU F-LAST-INDEX ARE MEMBERS  
 OF THIS FAMILY.

F-SPAN-HEAD. 19 1 (1,2) HHLDR OF SPANISH ORIGIN ?  
 1 = YES  
 2 = NO

F-INC-MS. 20 6 (00000000,N) FAMILY INCOME - WAGES AND SALARIES  
 DOLLAR AMOUNT

F-INC-SE. 26 7 (-150000,0500000) FAMILY INCOME - SELF EMPLOYMENT INCOME  
 000000 = NONE  
 NEGATIVE AMT = INCOME (LOSS)  
 POSITIVE AMT = INCOME

F-INC-FR.	35	7	(-150000,0500000)	FAMILY INCOME - FARM INCOME
			0000000 = NONE	
			NEGATIVE AMT = INCOME (LOSS)	
			POSITIVE AMT = INCOME	
F-INC-US.	42	8	(000000000,N)	FAMILY INCOME - MONEY RECEIVED FROM US GOVT
				INCLUDES SOCIAL SECURITY AND RAILROAD RETIREMENT
				DOLLAR AMOUNT
F-INC-SP.	50	8	(000000000,N)	FAMILY INCOME - SUPPLEMENTAL SECURITY INCOME
				INCLUDES MONEY RECEIVED FROM US AND STATE AND LOCAL GOVTS.
				DOLLAR AMOUNT
F-INC-PA.	58	8	(000000000,N)	FAMILY INCOME - PUBLIC ASSISTANCE AND WELFARE
				INCLUDES AID TO FAMILIES WITH DEPENDENT CHILDREN (ADC)
				AND OTHER ASSISTANCE
				DOLLAR AMOUNT
F-INC-INT.	66	8	(000000000,N)	FAMILY INCOME - INTEREST
				DOLLAR AMOUNT
F-INC-DIV.	74	7	(-150000,0500000)	FAMILY INCOME - DIVIDENDS, ETC.
				INCLUDES DIVIDENDS
				NET RENTAL INCOME OR ROYALTIES
				ESTATES OR TRUSTS
			0000000 = NONE	
			NEGATIVE AMT = INCOME (LOSS)	
			POSITIVE AMT = INCOME	
F-INC-VP.	81	8	(000000000,N)	FAMILY INCOME - VETERANS PAYMENTS ETC.
				INCLUDES VETERANS PAYMENTS
				UNEMPLOYMENT COMPENSATION
				WORKMENS COMPENSATION
				DOLLAR AMOUNT
F-INC-RET.	89	8	(000000000,N)	FAMILY INCOME - RETIREMENT
				INCLUDES PRIVATE PENSIONS AND ANNUITIES
				MILITARY RETIREMENT
				FEDERAL GOVT EMPLOYEE PENSIONS
				STATE OR LOCAL GOVT EMPLOYEE PENSIONS
				DOLLAR AMOUNT
F-INC-CS.	97	8	(000000000,N)	FAMILY INCOME - CHILD SUPPORT, ETC.
				INCLUDES ALIMONY AND CHILD SUPPORT
				OTHER REGULAR CONTRIBUTIONS FROM PERSONS NOT IN THE HOUSEHOLD
				ANYTHING ELSE
				DOLLAR AMOUNT



COUNT	ITEM NAME	POSITION	LENGTH	VALID RANGE(MIN,MAX) & DESCRIPTION	DATE	PAGE
	F-RECODE-1.	146	1	(1,9) DESCRIPTION OF FAMILY 1 = FAMILY CONTAINING NO RELATED SUBFAMILIES 2 = FAMILY CONTAINING ONE OR MORE RELATED SUBFAMILIES 3 = UNRELATED FAMILY 4 = RELATED SUBFAMILY NOTE: THE FOLLOWING ARE NOT REALLY FAMILIES BUT FOR CONVENIENCE IN TALLYING THEY HAVE A PSEUDO-FAMILY RECORD GENERATED FOR THEM 5 = NONFAMILY HOUSEHOLDER 6 = UNRELATED INDIVIDUAL, 15+, IN A HOUSEHOLD 7 = UNRELATED INDIVIDUAL, 15+, IN A GROUP QUARTERS 8 = UNRELATED INDIVIDUAL, UNDER 15, IN A HOUSEHOLD 9 = UNRELATED INDIVIDUAL, UNDER 15, IN A GROUP QUARTERS	121985	16
	F-RECODE-98.	147	1	(0,4) PRESENCE OF RELATED CHILDREN BY AGE 0 = NTU (NONFAMILY HHLDR AND UNRELATED INDIVIDUAL) 1 = SOME UNDER 6 2 = ALL 3 TO 5 OTHER 3 = ALL 6 TO 17 4 = NONE UNDER 18		
	F-RECODE-5.	148	1	(0,7) FAMILY MEMBERS 18 TO 64 YEARS OF AGE 0 = NONE 1 = 1 MEMBER .. = 7 OR MORE MEMBERS		
	F-RECODE-6.	149	1	(0,5) FAMILY MEMBERS 65 YEARS AND OVER 0 = NONE 1 = 1 MEMBER .. = 5 OR MORE		
	F-RECODE-7.	150	1	(0,3) OWN NEVER MARRIED CHILDREN UNDER 18 BY AGE 0 = NO OWN CHILDREN UNDER 18 1 = 1 OR MORE, ALL UNDER 6 2 = 1 OR MORE, SOME UNDER 6, SOME 6-17 3 = 1 OR MORE, ALL 6-17		
	F-RECODE-8.	151	1	(0,9) OWN CHILDREN, ANY AGE, ANY MARITAL STATUS 0 = NONE 1 = 1 .. = 9 OR MORE		
	F-RECODE-9.	152	1	(0,9) OWN CHILDREN UNDER 25, ANY MARITAL STATUS 0 = NONE 1 = 1 .. = 9 OR MORE		

047

F-RECODE-10.	153	1	(0,9)	OWN NEVER MARRIED CHILDREN UNDER 18 0 = NONE 1 = 1 ... 9 = 9 OR MORE
F-RECODE-11.	154	1	(0,9)	OWN NEVER MARRIED CHILDREN UNDER 15 0 = NONE 1 = 1 ... 9 = 9 OR MORE
F-RECODE-12.	155	1	(0,8)	OWN CHILDREN UNDER 12 0 = NONE 1 = 1 ... 8 = 8 OR MORE
F-RECODE-13.	156	1	(0,6)	OWN CHILDREN UNDER 9 0 = NONE 1 = 1 2 = 2 3 = 3 4 = 4 5 = 5 6 = 6 OR MORE
F-RECODE-14.	157	1	(0,6)	OWN CHILDREN UNDER 6 0 = NONE 1 = 1 ... 6 = 6 OR MORE
F-RECODE-15.	158	1	(0,6)	OWN CHILDREN UNDER 5 0 = NONE 1 = 1 ... 6 = 6 OR MORE
F-RECODE-16.	159	1	(0,5)	OWN CHILDREN UNDER 3 0 = NONE 1 = 1 ... 5 = 5 OR MORE
F-RECODE-17.	160	1	(0,3)	OWN CHILDREN UNDER 1 0 = NONE 1 = 1 2 = 2 3 = 3 OR MORE

F-RECODE-19.	161	2	(00,26)	AGE OF YOUNGEST OWN CHILD, ANY MARITAL STATUS 00 = NIU 01 = LESS THAN 1 YEAR 02 = 1 YEAR ... 26 = 25 YEARS AND OVER
F-RECODE-21.	163	2	(00,26)	AGE OF OLDEST OWN CHILD, ANY MARITAL STATUS 00 = NIU 01 = LESS THAN 1 YEAR 02 = 1 YEAR ... 26 = 25 YEARS AND OVER
F-UNDRI8.	165	1	(0,9)	PERSONS IN FAMILY UNDER 18 0 = NONE, NIU 1 = 1 2 = 2 ... 9 = 9+
REC-5-T0-17.	166	1	(0,6)	NUMBER OF CHILDREN IN FAMILY 5 TO 17 0 = NONE, NIU 1 = 1 2 = 2 3 = 3 4 = 4 5 = 5 6 = 6 OR MORE
F-RECODE-25.	167	1	(0,3)	NUMBER OF FAMILY MEMBERS IN LABOR FORCE 0 = NONE 1 = 1 2 = 2 3 = 3 OR MORE
F-RECODE-26.	168	1	(1,4)	SEX AND MARITAL STATUS OF HHLDR OR REF PERS AND LF STATUS OF SPOUSE 1 = HHLDR OR REF PERS, MSP, SPOUSE IN PAID LABOR FORCE 2 = HHLDR OR REF PERS, MSP, SPOUSE NOT IN PAID LABOR FORCE 3 = OTHER MALE HHLDR 4 = OTHER FEMALE HHLDR
F-RECODE-27.	169	1	(0,5)	NUMBER OF EARNERS IN FAMILY 0 = NONE 1 = 1 ... 5 = 5 OR MORE

THE FOLLOWING ITEMS F-REC-31A THROUGH F-REC-31H ARE FAMILY RECODES DESCRIBING RECIPIENCY BY ALL FAMILY MEMBERS

COUNT	ITEM NAME	POSITION	LENGTH	VALID RANGE(MIN,MAX)	DESCRIPTION
	F-REC-31A.	170	1	(1,4)	TYPE A OTHER INCOME RECIPIENCY 1 = NONE 2 = SOCIAL SECURITY ONLY 3 = RAILROAD RETIREMENT ONLY 4 = BOTH
	F-REC-31B.	171	1	(1,4)	TYPE B OTHER INCOME RECIPIENCY 1 = NONE 2 = U S GOVT 3 = STATE OR LOCAL GOVT 4 = BOTH
	F-REC-31C.	172	1	(1,4)	TYPE C OTHER INCOME RECIPIENCY 1 = NONE 2 = AID TO DEP. CHILDREN 3 = OTHER AID 4 = BOTH
	F-REC-31D.	173	1	(1,2)	TYPE D OTHER INCOME RECIPIENCY 1 = NONE 2 = INTEREST
	F-REC-31E.	174	1	(1,8)	TYPE E OTHER INCOME RECIPIENCY 1 = NONE 2 = DIVIDENDS ONLY 3 = RENTAL ONLY 4 = ESTATES ONLY 5 = DIVIDENDS AND RENTAL 6 = DIVIDENDS AND ESTATES 7 = RENTAL AND ESTATES 8 = DIVIDENDS, RENTAL AND ESTATES
	F-REC-31F.	175	1	(1,8)	TYPE F OTHER INCOME RECIPIENCY 1 = NONE 2 = VETERAN PAYMENTS ONLY 3 = UNEMPLOYMENT COMP. ONLY 4 = WORKMENS COMP. ONLY 5 = VETERANS AND UNEMP COMP 6 = VETERANS AND WORKMENS COMP 7 = UNEMP AND WORKMENS COMP 8 = VETERANS, UNEMP AND WORKMENS COMP
	F-REC-31G.	176	1	(1,6)	TYPE G OTHER INCOME RECIPIENCY 1 = NONE 2 = PRIVATE PENSIONS ONLY 3 = MILITARY RETIREMENT ONLY 4 = FEDERAL GOVT ONLY 5 = STATE OR LOCAL GOVT ONLY 6 = ALL COMBINATIONS OF ABOVE

F-REC-31H.	177	1	(1,8)	TYPE H OTHER INCOME RECEIPIENCY 1 = NONE 2 = ALIMONY OR CHILD SUPPORT ONLY 3 = OTHER CONTRIBUTIONS ONLY 4 = ANYTHING ELSE 5 = ALIMONY AND OTHER 6 = ALIMONY AND ANYTHING ELSE 7 = OTHER AND ANYTHING ELSE 8 = ALIMONY, OTHER ANYTHING ELSE
F-TOP-5PCT.	178	1	(0,2)	FAMILY INCOME PERCENT CUT NATIONAL FAMILY INCOME RANKING 0 = NIU (PRIMARY AND SECONDARY INDIVIDUALS) 1 = NOT IN TOP 5 PCT 2 = IN TOP 5 PCT
F-PCT-CUT.	179	2	(00,20)	FAMILY INCOME PERCENT CUT NATIONAL FAMILY INCOME RANKING 00 = NIU (PRIMARY AND SECONDARY INDIVIDUALS) 01 = LOWEST 5 PER CENT 02 = SECOND 5 PER CENT ... 20 = TOP 5 PER CENT
F-LOW-INC.	181	6	(000000,N)	LOW INCOME (POVERTY) CUTOFF DOLLAR AMT 000000 = NIU (PRIMARY AND SECONDARY INDIVIDUALS)



COUNT ITEM NAME POSITION LENGTH VALID RANGE(MIN,MAX) & DESCRIPTION

R-Padding 187 2

DATE 121985 PAGE 21

R-FAMLIS. 189 1 (0.4)

FAMILY INCOME TO LOW-INCOME LEVEL  
1 = BELOW LOW-INCOME LEVEL  
2 = 100 - 124 PERCENT OF THE LOW-INCOME LEVEL  
3 = 125 - 149 PERCENT OF THE LOW-INCOME LEVEL  
4 = 150 AND ABOVE THE LOW-INCOME LEVEL

052

R-POVLL. 190 2 (01,14)

RATIO OF FAMILY INCOME TO LOW-INCOME LEVEL

01 = UNDER .50

02 = .50 TO .74

03 = .75 TO .99

04 = 1.00 TO 1.24

05 = 1.25 TO 1.49

06 = 1.50 TO 1.74

07 = 1.75 TO 1.99

08 = 2.00 TO 2.49

09 = 2.50 TO 2.99

10 = 3.00 TO 3.49

11 = 3.50 TO 3.99

12 = 4.00 TO 4.49

13 = 4.50 TO 4.99

14 = 5.00 AND OVER

R-FINCH2. 192 2 (00,28)

FAMILY INCOME RECODE

00 = NIU

01 = NONE

02 = LOSS

03 = \$1 TO 999

04 = \$1000 TO 1999

05 = \$2000 TO 2499

06 = \$2500 TO 2999

07 = \$3000 TO 3499

08 = \$3500 TO 3999

09 = \$4000 TO 4999

10 = \$5000 TO 5999

11 = \$6000 TO 6999

12 = \$7000 TO 7499

13 = \$7500 TO 7999

14 = \$8000 TO 8499

15 = \$8500 TO 8999

16 = \$9000 TO 9999

17 = \$10000 TO 12499

18 = \$12500 TO 14999

19 = \$15000 TO 17499

20 = \$17500 TO 19999

21 = \$20000 TO 24999

22 = \$25000 TO 29999

23 = \$30000 TO 34999

24 = \$35000 TO 39999

25 = \$40000 TO 49999

26 = \$50000 TO 59999

27 = \$60000 TO 74999

28 = \$75000 AND OVER

053

R-FSINC2. 194 2 (01,17)

SOURCE OF INCOME EARNINGS ONLY  
 01 = WAGE OR SALARY  
 02 = SELF-EMPLOYMENT  
 03 = WAGE OR SALARY AND SELF-EMPLOYMENT INCOME  
 04 = EARNINGS AND SOCIAL SECURITY INCOME OTHER THAN EARNINGS  
 05 = EARNINGS AND PUBLIC ASSISTANCE INCOME ONLY  
 06 = EARNINGS AND SUPPLEMENTAL SECURITY INCOME ONLY  
 07 = EARNINGS AND OTHER INCOME ONLY  
 08 = OTHER COMBINATIONS  
 09 = SOCIAL SECURITY INCOME ONLY  
 10 = PUBLIC ASSISTANCE INCOME ONLY  
 11 = SUPPLEMENTAL SECURITY INCOME ONLY  
 12 = OTHER INCOME ONLY  
 13 = SOCIAL SECURITY AND SUPPLEMENTAL INCOME ONLY  
 14 = SOCIAL SECURITY, SUPPLEMENTAL SECURITY AND PUBLIC ASSISTANCE INCOME ONLY  
 15 = ASSISTANCE INCOME ONLY  
 16 = OTHER COMBINATIONS  
 17 = NO INCOME

FAM-SUPP-WGT. 196 11 (0,340000000000)

HHLDR OR REF PERS OF FAMILY MARCH SUPPLEMENT (2 IMPLIED DECIMALS) WEIGHT

F-WIFE-INDEX. 207 2 (0,39)

INDEX IN PERSONS RECORD OF FAMILY WIFE (SEE PP-POS 2:1)  
 0 = NO WIFE  
 1-39 = INDEX

F-HUSB-INDEX. 209 2 (0,39)

INDEX IN PERSONS RECORD OF FAMILY HUSBAND (SEE PP-POS 2:1)  
 0 = NO HUSBAND  
 1-39 = INDEX

F-PADDING. 211 120

CHARACTER POSTION 331 SEE FF-RECTYP

FF-RECTYP. 331 1 (2,2)

1 = HOUSEHOLD RECORD (SEE HH-RECTYP)  
 2 = FAMILY RECORD  
 3 = PERSON RECORD (SEE PP-RECTYP)

COUNT ITEM NAME POSITION LENGTH VALID RANGE(MIN,MAX) & DESCRIPTION DATE 121985 PAGE 24

F-PADDING1. 332 149

: : CONTROLLED-BY NUM-FAM. CHANGED BY RAID-CROSS

: : FAMILY RECORD ---- ALL DERIVED DATA

RECORD PP. (480,39)  
 PP-SEQ-NUM. 1 6 (1,N) UNIQUE HOUSEHOLD IDENTIFIER (SEE HH-SEQ-NUM)  
 PP-POS. 7 2 (01,39) PERSONS SEQUENCE NUMBER WITHIN HOUSEHOLD (SEE HH-POS.)  
 B-PPIND. 9 1 (0,1) 0 = NIU, NO  
 1 = YES PRINCIPAL PERSON INDICATOR  
 FAM-MEM-KEY. 10 1 (0,8) FAMILY MEMBERSHIP KEY  
 0 = NIU  
 1-6 = MEMBER OF UNRELATED FAMILY NO. 1-6  
 7 = MEMBER OF FAMILY(INC. MEMBERS OF RELATED SUBFAMILIES)  
 8 = NONFAMILY HHLDR OR UNRELATED INDIVIDUAL  
 SUB-FAM-KEY. 11 1 (0,6) SUBFAMILY MEMBERSHIP KEY  
 0 = NIU  
 1-6 = MEMBER OF RELATED SUBFAMILY NO. 1-6

THE FOLLOWING ITEMS (THROUGH CHARACTER POSITION 101) REFER TO LABOR FORCE QUESTIONS FROM BASIC CPS

B-ESR. 12 1 (0,7) 0 = NIU EMPLOYMENT STATUS RECODE  
 1 = WORKING BASIC LABOR FORCE ITEM  
 2 = WITH JOB, NOT AT WORK EMPLOYED UNEMPLOYED VARIABLE.  
 3 = LOOKING UNEMPLOYED  
 4 = HOUSE KEEPING NILF  
 5 = AT SCHOOL NILF  
 6 = UNABLE NILF  
 7 = OTHER (RETIRED) NILF  
 B-EXP-LF. 13 1 (0,2) 0 = NIU, NOT IN EXPERIENCED LABOR FORCE EXP LABOR FORCE  
 1 = EMPLOYED EMPLOYMENT STATUS  
 2 = UNEMPLOYED (EDITED)  
 B-FULL-PART. 14 1 (0,5) 0 = NIU, NOT IN LABOR FORCE FULL-PART TIME STATUS RECODE  
 1 = EMPLOYED FULL TIME  
 2 = PART TIME FOR ECONOMIC REASONS  
 3 = UNEMPLOYED FULL TIME  
 4 = EMPLOYED PART TIME  
 5 = UNEMPLOYED PART TIME

B-ITEM19X. 15 1 (0,8)  
 0 = NIU  
 1 = WORKING  
 2 = WITH A JOB BUT NOT AT WORK  
 3 = LOOKING FOR WORK  
 4 = KEEPING HOUSE  
 5 = AT SCHOOL  
 6 = UNABLE TO WORK  
 7 = RETIRED (EXPANDED FROM BASIC CPS)  
 8 = OTHER  
 MAJOR ACTIVITY  
 (EDITED IN BASIC CPS)  
 (MAY DIFFER FROM ESR)

-ITEM20A. 16 2 (00,99)  
 00 = NIU  
 01-99 = HOURS  
 HOURS WORKED LAST WEEK  
 (EDITED FOR ESR=1)

-ITEM20C-YN. 18 1 (0,2)  
 0 = NIU  
 1 = YES  
 2 = NO  
 USUALLY WORK 35 HRS/MK ?  
 (EDITED FOR ESR=3 AND  
 ITEM20A LT 35 HOURS)

-ITEM20C-RN. 19 2 (00,15)  
 00 = NIU  
 01 = SLACK  
 02 = MATERIAL SHORTAGE  
 03 = PLANT OR MACHINE REPAIR  
 04 = NEW JOB STARTED DURING WEEK  
 05 = JOB TERMINATED DURING WEEK  
 06 = COULD FIND ONLY PART TIME WORK  
 07 = HOLIDAY  
 08 = LABOR DISPUTE  
 09 = BAD WEATHER  
 10 = OWN ILLNESS  
 11 = ON VACATION  
 12 = TOO BUSY WITH HOUSE, SCHOOL, ETC..  
 13 = DID NOT WANT FULL TIME WORK  
 14 = FULL TIME WORK WEEK IS LESS THAN 35 HOURS  
 15 = OTHER  
 REASON NOT WORKING 35+ HRS/MK  
 (EDITED FOR ESR=1 AND  
 ITEM20A LT 35 HOURS)

-ITEM21A. 21 1 (0,8)  
 0 = NIU  
 1 = OWN ILLNESS  
 2 = ON VACATION  
 3 = BAD WEATHER  
 4 = LABOR DISPUTE  
 5 = NEW JOB, BEGIN 30 DAY ESR=3  
 6 = TEMPORARY LAYOFF  
 7 = INDEFINITE LAYOFF  
 8 = OTHER  
 WHY ABSENT LAST WEEK  
 (EDITED FOR ESR=2 AND ESR=3)

-ITEM21B. 22 1 (0,3)  
 0 = NIU  
 1 = YES  
 2 = NO  
 3 = SELF-EMPLOYED  
 GETTING WAGES/SALARY FOR TIME  
 OFF LAST WEEK ?  
 (EDITED FOR ESR = 2)

COUNT	ITEM NAME	POSITION	LENGTH	VALID RANGE(MIN,MAX) & DESCRIPTION	DATE	PAGE
	-ITEM21C.	23	1	(0,2)	USUALLY WORK 35+ HOURS / WEEK AT THIS JOB (EDITED FOR ESR = 2)	
					0 = NIU 1 = YES 2 = NO	
	-ITEM22A1.	24	1	(0,1)	CHECK PUBLIC EMPLOYMENT AGENCY (EDITED ESR=3)	
					0 = NC,NIU 1 = YES	
	-ITEM22A2.	25	1	(0,1)	CHECKED PRIVATE EMPLOYMENT AGCY (EDITED ESR=3)	
					0 = NC,NIU 1 = YES	
	-ITEM22A3.	26	1	(0,1)	CHECKED EMPLOYER DIRECTLY (EDITED ESR=3)	
					0 = NC,NIU 1 = YES	
	-ITEM22A4.	27	1	(0,1)	CHECKED WITH FRIENDS OR RELATIVE (EDITED ESR=3)	
					0 = NC,NIU 1 = YES	
	-ITEM22A5.	28	1	(0,1)	PLACED OR ANSWERED ADS (EDITED ESR=3)	
					0 = NC,NIU 1 = YES	
	-ITEM22A6.	29	1	(0,1)	DID NOTHING (EDITED ESR=4-7)	
					0 = NC,NIU 1 = YES	
	-ITEM22A7.	30	1	(0,1)	OTHER (EDITED ESR=3)	
					0 = NC,NIU 1 = YES	
	PADDING .	31	11			
	-ITEM22B.	42	1	(0,5)	WHY STARTED LOOKING FOR WORK (EDITED FOR ESR = 3 AND ITEM21A NE 6,7)	
					0 = NIU 1 = LOST JOB 2 = QUIT JOB 3 = LEFT SCHOOL 4 = WANTED TEMPORARY WORK 5 = OTHER	
	-ITEM22C.	43	2	(00,99)	WEEKS LOOKING FOR WORK (EDITED FOR ESR = 3)	
					00 = NIU, 0 WEEKS 01-99 = WEEKS	
	-ITEM22D.	45	1	(0,2)	LOOKING FOR FULL OR PART-TIME WORK ? (EDITED FOR ESR = 3)	
					0 = NIU 1 = FULL TIME 2 = PART TIME	

FIELDS -ITEM22A1 THRU -ITEM22A7 ARE ANSWERS TO: WHAT DOING IN LAST 4 WEEKS TO FIND WORK. ANSWERS APPLICABLE IN UNIVERSES AS NOTED.

~ITEM22E1. 46 1 (0,2) . . . . .  
 0 = NIU  
 1 = YES  
 2 = NO  
 ANY REASON COULD NOT TAKE WORK  
 (EDITED FOR ESR = 3)

~ITEM22E2. 47 1 (0,4) . . . . .  
 0 = NIU  
 1 = ALREADY HAD A JOB -- U1  
 2 = TEMPORARY ILLNESS -- U1  
 3 = GOING TO SCHOOL -- U2  
 4 = OTHER -- U2  
 REASON COULDN'T TAKE WORK  
 LAST WEEK  
 (EDITED FOR U1 OR U2)  
 U1 IS ESR = 3 \* ~ITEM22E1 = 1  
 U2 IS ESR = 4-7

~ITEM22F. 48 1 (0,4) . . . . .  
 0 = NIU  
 1 = IN LAST 5 YRS  
 2 = BEFORE LAST 5 YRS  
 3 = NEVER WORKED FULL TIME 2+ MKS  
 4 = NEVER WORKED AT ALL  
 WHEN LAST WORKED FULL TIME  
 2 WEEKS OR MORE  
 (EDITED FOR ESR = 3)

~INDUSTRY. 49 3 (000,991) . . . . .  
 000 = NIU,NC  
 INDUSTRY CODE ITEM 23 CURRENT JOB  
 (EDITED FOR UNIVERSE ABOVE)  
 CURRENT LEGAL RANGE = 010 - 932  
 ARMED FORCES LAST JOB = 991  
 FIELDS ~INDUSTRY, ~OCCUPATION, ~ITEM23E  
 ARE EDITED FOR THE UNIVERSE  
 ESR = 1,2,3 (IN LABOR FORCE)



RECODE-IND.	52	2	(00,47)	NTU	DETAILED INDUSTRY GROUPS	ITEM 23	CURRENT JOB
00				00	AGRICULTURE		010-021
01				01	MINING		040-050
02				02	CONSTRUCTION		060
03				03	MANUFACTURING		
04				04	DURABLE GOODS		230-241
05				05	LUMBER AND WOOD PRODUCTS, EXCEPT FURNITURE		242
06				06	FURNITURE AND FIXTURES		250-262
07				07	STONE, CLAY, GLASS, CONCRETE PRODUCTS		
08				08	METAL INDUSTRIES		270-280
09				09	PRIMARY METALS		281-300
10				10	FABRICATED METALS		301
11				11	NOT SPECIFIED METAL INDUSTRIES		310-332
12				12	MACHINERY, EXCEPT ELECTRICAL		340-350
13				13	ELECTRICAL MACHINERY, EQUIPMENT, SUPPLIES		
14				14	TRANSPORTATION EQUIPMENT		351
15				15	MOTOR VEHICLES AND EQUIPMENT		
16				16	OTHER TRANSPORTATION EQUIPMENT		352
17				17	AIRCRAFT AND PARTS		360-370
18				18	OTHER TRANSPORTATION EQUIPMENT		371-382
19				19	PROFESSIONAL AND PHOTO EQUIPMENT, WATCHES		390
20				20	TOYS, AMUSEMENTS, AND SPORTING GOODS		391-392
21				21	MISCELLANEOUS AND NOT SPECIFIED MANUFACT. INDUSTRY		
22				22	NONDURABLE GOODS		100-122
23				23	FOOD AND KINDRED PRODUCTS		130
24				24	TOBACCO MANUFACTURES		132-150
25				25	TEXTILE MILL PRODUCTS		151-152
26				26	APPAREL AND OTHER FINISHED TEXTILE PRODUCTS		160-162
27				27	PAPER AND ALLIED PRODUCTS		171-172
28				28	PRINTING, PUBLISHING, AND ALLIED INDUSTRY		180-192
29				29	CHEMICALS AND ALLIED PRODUCTS		200-201
30				30	PETROLEUM AND COAL PRODUCTS		210-212
31				31	RUBBER AND MISCELLANEOUS PLASTICS PRODUCTS		220-222
32				32	LEATHER AND LEATHER PRODUCTS		400-432
33				33	TRANSPORTATION, COMMUNICATIONS, AND OTHER PUBLIC UTILIT		
34				34	TRANSPORTATION		440-442
35				35	COMMUNICATION AND OTHER PUBLIC UTILITIES		460-472
36				36	UTILITIES AND SANITARY SERVICES		500-571
37				37	WHOLESALE AND RETAIL TRADE		580-691
38				38	REPAIR SERVICES		700-710
39				39	FINANCE, INSURANCE, AND REAL ESTATE		711-712
40				40	BANKING AND OTHER FINANCE		
41				41	INSURANCE AND REAL ESTATE SERVICE		761
					PRIVATE HOUSEHOLD		
					MISCELLANEOUS SERVICES		721-742
					BUSINESS AND REPAIR SERVICES		750-760
					BUSINESS SERVICES		762-791
					REPAIR SERVICES		800-802
					PERSONAL SERVICE EXCEPT PRIVATE HOUSEHOLD		
					ENTERTAINMENT AND RECREATION SERVICES		831
					PROFESSIONAL AND RELATED SERVICES		812-830
					HOSPITALS		832-840
					HEALTH SERVICES, EXCEPT HOSPITALS		

COUNT	ITEM NAME	POSITION	LENGTH	VALID RANGE(MIN,MAX)	DESCRIPTION	DATE	PAGE	PAGE
.				42	EDUCATIONAL SERVICES	121985		30
.				43	SOCIAL SERVICES			842-860
.				44	OTHER PROFESSIONAL SERVICES			861-871
.								841
.				45	FORESTRY AND FISHERIES			872-892
.				46	PUBLIC ADMINISTRATION			030-031
.				47	= NEVER WORKED			900-932

ITEM 50	DETAILED OCCUPATION GROUPS
1	CURRENT JOB
2	MANAGERIAL AND PROFESSIONAL SPECIALTY OCCUPATIONS
3	EXECUTIVE, ADMINISTRATIVE, AND MANAGERIAL OCCUPATIONS
4	MANAGERS AND ADMINISTRATORS, PUBLIC ADMINISTRATION
5	SALARIED
6	SELF-EMPLOYED
7	MANAGEMENT RELATED OCCUPATIONS
8	ACCOUNTANTS AND AUDITORS
9	PROFESSIONAL SPECIALTY OCCUPATIONS
10	ENGINEERS, ARCHITECTS, AND SURVEYORS
11	NATURAL SCIENTISTS AND MATHEMATICIANS
12	COMPUTER SYSTEMS ANALYSTS AND SCIENTISTS
13	HEALTH DIAGNOSING OCCUPATIONS
14	PHYSICIANS AND DENTISTS
15	HEALTH ASSESSMENT AND TREATING OCCUPATIONS
16	TEACHERS, LIBRARIANS, AND COUNSELORS
17	TEACHERS, EXCEPT POSTSECONDARY
18	OTHER PROFESSIONAL SPECIALTY OCCUPATIONS
19	TECHNICAL, SALES, AND ADMINISTRATIVE SUPPORT OCCUPATIONS
20	HEALTH TECHNOLOGISTS AND TECHNICIANS
21	ENGINEERING AND SCIENCE TECHNICIANS
22	TECHNICIANS, EXCEPT HEALTH, ENGINEERING, AND SCIENCE
23	SALES OCCUPATIONS
24	SUPERVISORS AND PROPRIETORS, SALES OCCUPATIONS
25	SALES REPRESENTATIVES, COMMODITIES AND FINANCE
26	OTHER SALES OCCUPATIONS
27	ADMINISTRATIVE SUPPORT OCCUPATIONS, INCLUDING CLERICAL
28	COMPUTER EQUIPMENT OPERATORS
29	SECRETARIES, STENOGRAPHERS, AND TYPISTS
30	FINANCIAL RECORDS PROCESSING OCCUPATIONS
31	OTHER ADMINISTRATIVE SUPPORT OCCUPATIONS, INCLUDING CLERICAL
32	SERVIE OCCUPATIONS
33	PRIVATE HOUSEHOLD OCCUPATIONS
34	PROTECTIVE SERVICE OCCUPATIONS
35	SERVICE OCCUPATIONS, EXCEPT PROTECTIVE AND HOUSEHOLD
36	FOOD SERVICES OCCUPATIONS
37	HEALTH SERVICE OCCUPATIONS
38	CLEANING AND BUILDING SERVICE OCCUPATIONS
39	PERSONAL SERVICE OCCUPATIONS
40	FARMING, FORESTRY, AND FISHING OCCUPATIONS
41	FARM OPERATORS AND MANAGERS
42	FARM OCCUPATIONS, EXCEPT MANAGERIAL
43	RELATED AGRICULTURAL OCCUPATIONS
44	FORESTRY AND FISHING OCCUPATIONS
45	PRECISION PRODUCTION, CRAFT, AND REPAIR OCCUPATIONS
46	MECHANICS AND REPAIRERS
47	CONSTRUCTION TRADES AND EXTRACTIVE OCCUPATIONS
48	CARPENTERS
49	PRECISION PRODUCTION OCCUPATIONS
50	SUPERVISORS, PRODUCTION OCCUPATIONS
51	PRECISION METAL WORKING OCCUPATIONS
52	OTHER PRECISION PRODUCTION OCCUPATIONS
53	OPERATORS, FABRICATORS, AND LABORERS
54	MACHINE OPERATORS, ASSEMBLERS, AND INSPECTORS
55	MACHINE OPERATORS AND TENDERS, EXCEPT PRECISION

44 FABRICATORS, ASSEMBLERS AND HAND WORKING OCCUPATIONS  
 45 PRODUCTION INSPECTORS, TESTERS, SAMPLERS, AND WEIGHERS  
 46 TRANSPORTATION OCCUPATIONS  
 47 MATERIAL MOVING EQUIPMENT OPERATORS  
 48 HANDLERS, EQUIPMENT CLEANERS, HELPERS AND LABORERS  
 49 CONSTRUCTION LABORERS  
 50 FREIGHT, STOCK AND MATERIAL HANDLERS  
 51 OTHER SPECIFIED HANDLERS, EQUIPMENT CLEANERS AND HELPERS  
 52 LABORERS, EXCEPT CONSTRUCTION  
 NO PREVIOUS WORK EXPERIENCE

~OCCUPATION. 56 3 (000,905) 000 = NIU,NC  
 OCCUPATION CODE, ITEM 23 CURRENT  
 (EDITED FOR UNIVERSE ABOVE)  
 CURRENT LEGAL RANGE = 001 - 889  
 ARMED FORCES LAST JOB = 905

~ITEM23E. 59 1 (0,5)  
 CLASS OF WORKER  
 (EDITED FOR UNIVERSE ABOVE)  
 0 = NIU, NC  
 1 = PRIVATE  
 2 = GOVERNMENT  
 3 = SELF-EMPLOYED  
 4 = WITHOUT PAY  
 5 = NEVER WORKED OR NEVER WORKED FULL TIME

PADDING1. 60 4  
 BA-ALL-LF THRU BA-ESR ARE ALLOCATION BITS FROM BASIC CPS  
 0 = NOT ALLOCATED, NIU  
 1 = ALLOCATED

BA-ALL-LF. 64 1 (0,1) ALL LABOR FORCE ITEMS  
 BA-ITEM19. 65 1 (0,1)  
 BA-ITEM23B. 66 1 (0,1)  
 BA-ITEM23C. 67 1 (0,1)  
 BA-ITEM23E. 68 1 (0,1)  
 BA-ITEM20A. 69 1 (0,1)  
 BA-ITEM20C. 70 1 (0,1)  
 BA-ITEM21A. 71 1 (0,1)  
 BA-ITEM21B. 72 1 (0,1)  
 BA-ITEM21C. 73 1 (0,1)  
 BA-ITEM22C. 74 1 (0,1)  
 BA-ITEM22F. 75 1 (0,1)

BA-ITEM22D. 76 1 (0,1)  
 PADDING2. 77 4  
 BA-ITEM22A. 81 1 (0,1)  
 BA-ITEM22E. 82 1 (0,1)  
 PADDING3. 83 1  
 BA-ITEM22B. 84 1 (0,1)  
 PADDING4. 85 5  
 BA-ESR. 90 1 (0,1)  
 B-BASE-MGT. 91 11 (0,340000000000)

EMPLOYMENT STATUS RECODE  
 FOR MARCH SUPPLEMENT WEIGHT SEE  
 CHARACTER POSITION 118  
 BASIC CPS WEIGHT  
 (2 IMPLIED DECIMALS)  
 THIS WEIGHT EXISTS FOR  
 CIVILIANS 14 AND OVER ONLY

0 = NIU  
 N = BASIC CPS WEIGHT  
 0 = NONINTERVIEW RECORD  
 1 = CIVILIAN 14+  
 2 = ARMED FORCES  
 3 = CHILDREN

POP-STAT. 102 1 (0,3)

THE FOLLOWING ITEMS (THROUGH CHARACTER POSITION 281) REFER TO WORK EXPERIENCE QUESTIONS FROM THE MARCH SUPPLEMENT

REL-HEAD. 103 1 (1,7)

1 = HHLDR WITH OTHER RELATIVES  
 2 = NONFAMILY HHLDR  
 3 = SPOUSE OF HHLDR  
 4 = CHILD OF HHLDR  
 5 = OTHER RELATIVE OF HHLDR  
 6 = UNRELATED FAMILY MEMBER  
 7 = UNRELATED INDIVIDUAL

TYPE-BOX. 104 1 (0,4)

0 = FAMILY  
 1 = UNRELATED INDIVIDUAL  
 2 = UNRELATED FAMILY MEMBER  
 3 = RELATED SUB FAMILY MEMBER  
 4 = NONFAMILY HOUSEHOLDER

FAM-NUMBER. 105 1 (0,6)

0 = NOT IN RELATED/UNREL FAMILY  
 1-6 = RELATED/UNREL FAMILY NUMBER (MARCH EDITED)



COUNT	ITEM NAME	POSITION	LENGTH	VALID RANGE(MIN,MAX) & DESCRIPTION
	HIGH-GRADE.	115	2	(00,19) HIGHEST GRADE ATTENDED 00 = CHILDREN UNDER 14 01 = NONE 02 = E1 ..09 = E8 10 = H1 ..13 = H4 14 = C1 ..19 = C6 PLUS
	GRADE-COMPL.	117	1	(0,2) 0 = CHILDREN UNDER 14 1 = YES 2 = NO
	MAR-SUPP-WGT.	118	11	(0,340000000000) MARCH SUPPLEMENT (2 IMPLIED DECIMALS) WEIGHT
	I34N.	129	1	(0,1) 0 = NIU/NOT CODED 1 = ITEM 34 NONE CIRCLE CODED
	I35.	130	1	(0,2) 0 = NIU 1 = YES 2 = NO
	I36.	131	2	(00,52) WEEKS LOOKING, FOR NONWORKERS IN 1983 00 = NIU 01-52 = WEEKS LOOKING FOR WORK OR ON LAYOFF
	I37.	133	1	(0,7) MAIN REASON DID NOT WORK LAST YEAR 0 = NIU 1 = ILL OR DISABLED 2 = TAKING CARE OF HOME/FAMILY 3 = GOING TO SCHOOL 4 = COULD NOT FIND WORK 5 = NOT USED BEGINNING 1984 6 = RETIRED 7 = OTHER
	I34WK.	134	2	(00,52) 00 = NIU
	I38.	136	2	(00,99) 01-52 = WEEKS WORKED LAST YEAR 00 = NIU 01-99 = HOURS/WEEK WORKED LAST YEAR

ITEM NUMBER CAN BE REFERRED TO QUESTIONNAIRE

I39.	138	1	(0,3)	0 = NIU 1 = 1 EMPLOYER LAST YEAR 2 = 2 EMPLOYERS 3 = 3+ EMPLOYERS
I40.	139	1	(0,2)	0 = NIU 1 = YES, DID LOOK FOR WORK BETWEEN JOBS 2 = NO
I42.	140	1	(0,2)	0 = NIU 1 = YES, LOST WORK DUE TO LAYOFF OR LOST JOB 2 = NO
I43N.	141	1	(0,1)	0 = NIU/NOT CODED 1 = NONE CODED
I43MK.	142	2	(00,51)	00 = NIU 01-51 = WEEKS LOOKING FOR WORK OR ON LAYOFF
I44.	144	1	(0,3)	0 = NIU 1 = 1 STRETCH 2 = 2 3 = 3+
I45.	145	1	(0,7)	MAIN REASON FOR PART-YEAR WORK WHAT DOING MOST OF REMAINING WEEKS LAST YEAR 0 = NIU 1 = ILL OR DISABLED 2 = TAKING CARE OF HOME/ FAMILY 3 = GOING TO SCHOOL 4 = NOT USED BEGINNING 1984 5 = RETIRED 6 = NO WORK AVAILABLE 7 = OTHER
I47.	146	1	(0,2)	0 = NIU 1 = YES, WORKED SOME PART TIME 2 = NO
I48.	147	2	(00,52)	00 = NIU 01-52 = WEEKS WORKED PART TIME
I49.	149	1	(0,4)	REASON WORKED PART TIME 0 = NIU 1 = COULD ONLY FIND PART TIME 2 = WANTED OR COULD ONLY WORK PART TIME 3 = SLACK WORK OR MATERIAL SHORTAGE 4 = OTHER



COUNT	ITEM NAME	POSITION	LENGTH	VALID RANGE(MIN,MAX) & DESCRIPTION	DATE	PAGE
150	01621*I50CM.	1	(0,7)	CLASS OF WORKER		
	01622*			0 = NIU		
	01623*			1 = PRIVATE		
	01624*			2 = FEDERAL GOVT		
	01625*			3 = STATE GOVT		
	01626*			4 = LOCAL GOVT		
	01627*			5 = SE - INCORPORATED		
	01628*			6 = SELF-EMPLOYED OR FARM		
	01629*			7 = WITHOUT PAY		
	01630*					
151	01631*I50IND.	3	(000,991)	LONGEST JOB HELD LAST YEAR		
	01632*			000 = NIU		
	01633*			001-991 = INDUSTRY CODE		
154	01634*I50OCC.	3	(000,905)	LONGEST JOB HELD LAST YEAR		
	01635*			000 = NIU		
	01636*			001-905 = OCCUPATION CODE		
157	01637*I51ANS.	1	(0,2)	WAGE AND SALARY RECIPIENCY		
	01638*			0 = NIU		
	01639*			1 = YES		
	01640*			2 = NO		
158	01641*I51BSE.	1	(0,2)	SELF-EMPLOYMENT RECIPIENCY		
	01642*			0 = NIU		
	01643*			1 = YES		
	01644*			2 = NO		
159	01645*I51CFR.	1	(0,2)	FARM INCOME RECIPIENCY		
	01646*			0 = NIU		
	01647*			1 = YES		
	01648*			2 = NO		
160	01649*I52ASS.	1	(0,2)	SOCIAL SECURITY RECIPIENCY		
	01650*			0 = NIU		
	01651*			1 = YES		
	01652*			2 = NO		
161	01653*I52ARR.	1	(0,2)	RAILROAD RETIREMENT RECIPIENCY		
	01654*			0 = NIU		
	01655*			1 = YES		
	01656*			2 = NO		
162	01657*I52BUS.	1	(0,2)	US GOVT RECIPIENCY		
	01658*			0 = NIU		
	01659*			1 = YES		
	01660*			2 = NO		
163	01661*PADDING.	1				
	01662*					
	01663*					
	01664*					
164	01665*I53AADC.	1	(0,2)	AID TO DEPENDENT CHILDREN RECIPIENCY		
	01666*			0 = NIU		
	01667*			1 = YES		
	01668*			2 = NO		

COUNT	ITEM NAME	POSITION	LENGTH	VALID RANGE(MIN,MAX) & DESCRIPTION	DATE	PAGE
	I53A0TH.	165	1	(0,2)	OTHER PUBLIC ASSISTANCE RECIPIENCY	
					0 = NIU	
					1 = YES	
					2 = NO	
	I53BINT.	166	1	(0,2)	INTEREST RECIPIENCY	
					0 = NIU	
					1 = YES	
					2 = NO	
	I53CDIV.	167	1	(0,2)	DIVIDENDS RECIPIENCY	
					0 = NIU	
					1 = YES	
					2 = NO	
	I53CRENT.	168	1	(0,2)	RENTAL/ROYALTIES RECIPIENCY	
					0 = NIU	
					1 = YES	
					2 = NO	
	I53CEST.	169	1	(0,2)	ESTATES/TRUSTS RECIPIENCY	
					0 = NIU	
					1 = YES	
					2 = NO	
	I53DVP.	170	1	(0,2)	VETERANS PAYMENTS RECIPIENCY	
					0 = NIU	
					1 = YES	
					2 = NO	
	I53DUC.	171	1	(0,2)	UNEMPLOYMENT COMPENSATION RECIPIENCY	
					0 = NIU	
					1 = YES	
					2 = NO	
	I53DMC.	172	1	(0,2)	WORKMANS COMPENSATION RECIPIENCY	
					0 = NIU	
					1 = YES	
					2 = NO	
	I53EPP.	173	1	(0,2)	PRIVATE PENSIONS RECIPIENCY	
					0 = NIU	
					1 = YES	
					2 = NO	
	I53EMR.	174	1	(0,2)	MILITARY RETIREMENT RECIPIENCY	
					0 = NIU	
					1 = YES	
					2 = NO	
	I53EFG.	175	1	(0,2)	FEDERAL GOVT PENSION RECIPIENCY	
					0 = NIU	
					1 = YES	
					2 = NO	
	I53ELG.	176	1	(0,2)	STATE/LOCAL GOVT PENSION RECIPIENCY	
					0 = NIU	
					1 = YES	
					2 = NO	

153FAL. 177 1 (0,2) ALIMONY/CHILD SUPPORT RECEIPIENCY  
 0 = NIU  
 1 = YES  
 2 = NO

153FREG. 178 1 (0,2) OTHER REGULAR CONTRIBUTION RECEIPIENCY  
 0 = NIU  
 1 = YES  
 2 = NO

153FAE. 179 1 (0,2) ANYTHING ELSE RECEIPIENCY  
 0 = NIU  
 1 = YES  
 2 = NO

INC-MS-FLAG THRU INC-CS-FLAG ARE FLAGS INDICATING INCOME ALLOCATION  
 0 = NO ALLOCATION  
 1 = INCOME AMOUNT ALLOCATED  
 2 = RECEIPIENCY TYPE ALLOCATED  
 3 = INCOME AND RECEIPIENCY TYPE ALLOCATED

INC-MS-FLAG. 180 1 (0,3)  
 INC-SE-FLAG. 181 1 (0,3)  
 INC-FR-FLAG. 182 1 (0,3)  
 INC-US-FLAG. 183 1 (0,3)  
 INC-SP-FLAG. 184 1 (0,3)  
 INC-PA-FLAG. 185 1 (0,3)  
 INC-INT-FLAG. 186 1 (0,3)  
 INC-DIV-FLAG. 187 1 (0,3)  
 INC-VP-FLAG. 188 1 (0,3)  
 INC-RET-FLAG. 189 1 (0,3)  
 INC-CS-FLAG. 190 1 (0,3)

151A. 191 5 (00000,75000) NIU/NONE  
 00000 = NIU/NONE  
 00001-75000 = WAGE/SALARY \$ AMT

151B. 196 6 (-9999,75000) SE LOSS \$ AMT  
 -9999 TO -0001 = SE LOSS \$ AMT  
 00000 = NIU/NONE  
 00001-75000 = SELF-EMPLOYMENT \$ AMT

151C. 202 6 (-9999,75000) FARM LOSS \$ AMT  
 -9999 TO -0001 = FARM LOSS \$ AMT  
 00000 = NIU/NONE  
 00001-75000 = FARM INCOME \$ AMT

COUNT	ITEM NAME	POSITION	LENGTH	VALID RANGE(MIN,MAX) & DESCRIPTION
152A.		208	5	(0000,19999) 0000 = NIU/NONE
152B.		213	4	0001-9999 = 52A INCOME \$ AMT (0000,5999)
153A.		217	5	0001-5999 = SUPPLEMENTAL SECURITY \$ AMT (00000,19999)
153B.		222	5	0000 = NIU/NONE 0001-19999 = PUBLIC ASSISTANCE \$ AMT
153C.		227	6	(00000,75000) 0000 = NIU/NONE 0001-75000 = INTEREST \$ AMT (-9999,75000) -9999 TO -0001 = RENT,ETC LOSS \$ AMT 0000 = NIU/NONE 00001-75000 = RENT,ETC \$ AMT
153D.		233	5	(00000,29999) 00000 = NIU/NONE 00001-29999 = I53D \$ AMT
153E.		238	5	(00000,75000) 00000 = NIU/NONE 00001-75000 = RETIREMENT \$ AMT
153F.		243	5	(00000,75000) 00000 = NIU/NONE 00001-75000 = ALIMONY ET AL \$ AMT
P-INC-TOT.		248	7	(-29997,654999) = LOSS -150000:-000001 = NONE/NIU 0000000 = PERSONAL INCOME TOTAL
P-INC-EARN.		255	7	(-20000,0225000) -20000:-000001 = TOTAL EARNINGS LOSS 0000000 = NONE 0000001-0225000 = TOTAL EARNINGS
P-INC-OTH.		262	7	(-99999,0429999) -150000:-000001 = TOTAL OTHER INCOME LOSS 0000000 = NONE 0000001-0350000 = TOTAL OTHER INCOME
FLAG-51A.		269	1	(0,1)
FLAG-51B.		270	1	(0,1)
FLAG-51C.		271	1	(0,1)

FLAG-51A THRU FLAG-PIN-OTH ARE FLAGS INDICATING INCOME SUPPRESSION THE MAXIMUM AMOUNT THAT MAY BE SHOWN IS INDICATED IN THE RANGE OF EACH ITEM. ANY AMOUNT EXCEEDING THE MAXIMUM HAS BEEN RECODED TO THE MAXIMUM  
0 = NOT SUPPRESSED  
1 = SUPPRESSED VALUE

COUNT ITEM NAME POSITION LENGTH VALID RANGE(MIN,MAX) & DESCRIPTION

FLAG-52A. 272 1 (0,1)  
 FLAG-52B. 273 1 (0,1)  
 FLAG-53A. 274 1 (0,1)  
 FLAG-53B. 275 1 (0,1)  
 FLAG-53C. 276 1 (0,1)  
 FLAG-53D. 277 1 (0,1)  
 FLAG-53E. 278 1 (0,1)  
 FLAG-53F. 279 1 (0,1)  
 FLAG-PIN-TOT. 280 1 (0,1)  
 FLAG-PIN-ERN. 281 1 (0,1)  
 FLAG-PIN-OTH. 282 1 (0,1)  
 PADDING5. 283 6  
 P-LOW-INC. 289 6 (0,N)

0 = NIU, PERSONS LESS THAN 65  
 1-N = LOW INCOME DOLLAR AMT CUTOFF

R-BEMPST. 295 1 (0,6)

0 = NIU  
 IN CIVILIAN LABOR FORCE  
 1 = FULL TIME  
 2 = PART TIME  
 3 = UNEMPLOYED  
 4 = NOT EXPERIENCED  
 5 = ARMED FORCES  
 6 = NOT IN LABOR FORCE

R-EMPSTA. 296 1 (0,4)

CURRENT LABOR FORCE STATUS  
 0 = NIU  
 1 = NOT IN LABOR FORCE  
 2 = UNEMPLOYED  
 3 = NONAGRICULTURAL EMPLOYMENT  
 4 = AGRICULTURAL EMPLOYMENT

R-HHDFMS. 297 2 (00,34)

- 01 = HOUSEHOLDER
- 02 = SPOUSE OF HOUSEHOLDER
- 03 = UNDER 18, SINGLE (NEVER MARRIED)
- 04 = REFERENCE PERSON OF RELATED SUBFAMILY
- 05 = NOT IN A RELATED SUBFAMILY
- 06 = UNDER 18, EVER-MARRIED:
- 07 = REFERENCE PERSON OF RELATED SUBFAMILY
- 08 = SPOUSE OF RELATED SUBFAMILY
- 09 = NOT IN A RELATED SUBFAMILY
- 10 = 18 YEARS AND OVER, SINGLE (NEVER MARRIED)
- 11 = REFERENCE PERSON OF RELATED SUBFAMILY
- 12 = 18 YEARS AND OVER, EVER-MARRIED:
- 13 = SPOUSE OF RELATED SUBFAMILY
- 14 = NOT IN A RELATED SUBFAMILY
- 15 = GRANDCHILD UNDER 18, SINGLE (NEVER MARRIED) OF PRIMARY FAMILY
- 16 = OTHER RELATIVE OF FAMILY HEAD:
- 17 = UNDER 18, SINGLE (NEVER MARRIED):
- 18 = REFERENCE PERSON OF RELATED SUBFAMILY
- 19 = CHILD OF RELATED SUBFAMILY REFERENCE PERSON
- 20 = NOT IN A RELATED SUBFAMILY
- 21 = UNDER 18, EVER-MARRIED:
- 22 = REFERENCE PERSON OF RELATED SUBFAMILY
- 23 = SPOUSE OF RELATED SUBFAMILY REFERENCE PERSON
- 24 = 18 YEARS AND OVER, SINGLE (NEVER MARRIED):
- 25 = REFERENCE PERSON OF A RELATED SUBFAMILY
- 26 = 18 YEARS AND OVER, EVER-MARRIED:
- 27 = SPOUSE OF PERSON OF A RELATED SUBFAMILY
- 28 = REFERENCE PERSON OF UNRELATED SUBFAMILY
- 29 = IN UNRELATED SUBFAMILY:
- 30 = REFERENCE PERSON OF UNRELATED SUBFAMILY
- 31 = SPOUSE OF UNRELATED SUBFAMILY REFERENCE PERSON
- 32 = CHILD UNDER 18, SINGLE (NEVER MARRIED) OF UNRELATED SUBFAMILY
- 33 = OTHER RELATIVE OF UNRELATED SUBFAMILY REF PERS:
- 34 = UNDER 18 YEARS, SINGLE (NEVER MARRIED)
- 35 = UNDER 18 YEARS, EVER-MARRIED
- 36 = 18 YEARS AND OVER, SINGLE (NEVER MARRIED)
- 37 = 18 YEARS AND OVER, EVER-MARRIED
- 38 = NOT IN A FAMILY:
- 39 = NONFAMILY HOUSEHOLDER
- 40 = UNRELATED INDIVIDUAL
- 41 = IN GROUP QUARTERS: UNRELATED INDIVIDUALS

R-HHREL. 299 1 (1,6)

IN HOUSEHOLD:  
 1 = HOUSEHOLDER  
 2 = SPOUSE OF HHLDR  
 CHILD OF HHLDR  
 3 = UNDER 18 YEARS, SINGLE (NEVER MARRIED)  
 4 = UNDER 18 YEARS, EVER-MARRIED  
 5 = 18 YEARS AND OVER  
 6 = OTHER RELATIVE OF HHLDR  
 7 = NONRELATIVE OF HHLDR  
 IN GROUP QUARTERS  
 8 = UNRELATED INDIVIDUALS

R-FAMREL. 300 2 (01,11)

01 = HHLDR OR REF PERS OF FAMILY  
 02 = SPOUSE OF HHLDR OR REF PERS  
 CHILD OF HHLDR OR REF PERS  
 03 = UNDER 18 YEARS, SINGLE (NEVER MARRIED)  
 04 = UNDER 18 YEARS, EVER-MARRIED  
 05 = 18 YEARS AND OVER  
 06 = GRANDCHILD OF HHLDR (SINGLE CHILD UNDER 18 OF UNREL SUBF  
 HHLDR OR REF PERS)  
 OTHER RELATIVE OR FAMILY HHLDR OF REF PERS  
 07 = UNDER 18 YEARS, SINGLE (NEVER MARRIED)  
 08 = UNDER 18 YEARS, EVER-MARRIED  
 09 = 18 YEARS AND OVER  
 NOT IN A FAMILY:  
 10 = NONFAMILY HOUSEHOLDER  
 11 = UNRELATED INDIVIDUAL

R-FANST. 302 1 (1,7)

IN FAMILIES AND UNRELATED FAMILIES  
 1 = HHLDR OR REFERENCE PERSON  
 2 = SPOUSE  
 RELATED CHILDREN UNDER 18  
 3 = UNDER 6 YEARS  
 4 = 6 TO 17 YEARS  
 5 = OTHER FAMILY MEMBER  
 NOT IN FAMILIES  
 6 = MALE  
 7 = FEMALE

R-PARENT. 303 1 (0,4)

0 = NIU  
 PRESENCE OF PARENTS  
 1 = BOTH PARENTS PRESENT  
 2 = MOTHER ONLY PRESENT  
 3 = FATHER ONLY PRESENT  
 4 = NEITHER PARENT PRESENT





COUNT ITEM NAME POSITION LENGTH VALID RANGE(MIN,MAX) & DESCRIPTION

R-MELKIN. 310 1 (0,7)  
 . . . . .  
 . . . . .  
 . . . . .  
 . . . . .  
 . . . . .  
 . . . . .  
 . . . . .

R-MEUEMP. 311 1 (0,9)  
 . . . . .  
 . . . . .  
 . . . . .  
 . . . . .  
 . . . . .  
 . . . . .  
 . . . . .  
 . . . . .

R-PYRSN. 312 1 (0,9)  
 . . . . .  
 . . . . .  
 . . . . .  
 . . . . .  
 . . . . .  
 . . . . .  
 . . . . .  
 . . . . .  
 . . . . .

R-EARNER. 313 1 (0,2)  
 . . . . .  
 . . . . .  
 . . . . .  
 . . . . .

R-CLMK. 314 1 (0,5)  
 . . . . .  
 . . . . .  
 . . . . .  
 . . . . .  
 . . . . .

0 = NIU  
 1 = WORK EXPERIENCE WEEKS LOOKING - NONWORKERS  
 2 = NONE (NOT LOOKING FOR WORK)  
 3 = 1 TO 4 WEEKS LOOKING  
 4 = 5 TO 14 WEEKS LOOKING  
 5 = 15 TO 26 WEEKS LOOKING  
 6 = 27 TO 39 WEEKS LOOKING  
 7 = 40 OR MORE WEEKS LOOKING  
 8 = WORKERS

0 = NIU  
 1 = NONE  
 2 = PART YEAR WORKER WEEKS LOOKING  
 3 = 1 TO 4 WEEKS  
 4 = 5 TO 10 WEEKS  
 5 = 11 TO 14 WEEKS  
 6 = 15 TO 26 WEEKS  
 7 = 27 TO 39 WEEKS  
 8 = 40 OR MORE WEEKS  
 9 = FULL YEAR WORKER  
 0 = NONWORKER

0 = NIU  
 1 = PART YEAR WORKER  
 2 = UNEMPLOYED  
 3 = ILL OR DISABLED  
 4 = KEEPING HOUSE  
 5 = GOING TO SCHOOL  
 6 = ARMED FORCES  
 7 = RETIRED  
 8 = OTHER  
 9 = FULL YEAR WORKER  
 0 = NEVER WORKED

0 = NIU  
 1 = EARNER  
 2 = NONEARNER

CLASS OF WORKER (RECODE)  
 0 = NIU  
 1 = PRIVATE  
 2 = GOVERNMENT  
 3 = SELF-EMPLOYED  
 4 = WITHOUT PAY  
 5 = NEVER WORKED

PADDING. 315 1

R-HEMIND. 316 2 (00,15)

- 00 = NIU MAJOR INDUSTRY GROUPS ITEM 50
- 01 = AGRICULTURE, FORESTRY, AND FISHERIES
- 02 = MINING
- 03 = CONSTRUCTION
- 04 = MANUFACTURING
- 05 = DURABLE GOODS
- 06 = NONDURABLE GOODS
- 07 = TRANSPORTATION, COMMUNICATIONS & PUBLIC UTILITIES
- 08 = WHOLESALE TRADE
- 09 = RETAIL TRADE
- 10 = FINANCE, INSURANCE, AND REAL ESTATE
- 11 = BUSINESS AND REPAIR SERVICES
- 12 = PERSONAL SERVICES
- 13 = ENTERTAINMENT AND RECREATION SERVICES
- 14 = PROFESSIONAL AND RELATED SERVICES
- 15 = PUBLIC ADMINISTRATION
- 15 = NEVER WORKED

COUNT	ITEM NAME	POSITION	LENGTH	VALID RANGE(MIN,MAX) & DESCRIPTION	DATE	PAGE
R-POCCU2.		318	2	(00,53)	121985	47
				DETAILED OCCUPATION GROUPS		
				MANAGERIAL AND PROFESSIONAL SPECIALTY OCCUPATIONS		
				EXECUTIVE, ADMINISTRATIVE, AND MANAGERIAL OCCUPATIONS		
				OFFICIALS AND ADMINISTRATORS, PUBLIC ADMINISTRATION		
				MANAGERS AND ADMINISTRATORS EXCEPT PUBLIC ADMINISTRATION		
				SALARIED		
				SELF-EMPLOYED		
				MANAGEMENT RELATED OCCUPATIONS		
				ACCOUNTANTS AND AUDITORS		
				PROFESSIONAL SPECIALTY OCCUPATIONS		
				ENGINEERS, ARCHITECTS, AND SURVEYORS		
				ENGINEERS		
				NATURAL SCIENTISTS AND MATHEMATICIANS		
				COMPUTER SYSTEMS ANALYSTS AND SCIENTISTS		
				HEALTH DIAGNOSING OCCUPATIONS		
				PHYSICIANS AND DENTISTS		
				HEALTH ASSESSMENT AND TREATING OCCUPATIONS		
				TEACHERS, LIBRARIANS, AND COUNSELORS		
				TEACHERS, EXCEPT POSTSECONDARY		
				OTHER PROFESSIONAL SPECIALTY OCCUPATIONS		
				TECHNICAL SALES, AND ADMINISTRATIVE SUPPORT OCCUPATIONS		
				HEALTH TECHNOLOGISTS AND TECHNICIANS		
				ENGINEERING AND SCIENCE TECHNICIANS		
				TECHNICIANS, EXCEPT HEALTH, ENGINEERING, AND SCIENCE		
				SALES OCCUPATIONS		
				SUPERVISORS AND PROPRIETORS, SALES OCCUPATIONS		
				SALES REPRESENTATIVES, COMMODITIES AND FINANCE		
				OTHER SALES OCCUPATIONS		
				ADMINISTRATIVE SUPPORT OCCUPATIONS, INCLUDING CLERICAL		
				COMPUTER EQUIPMENT OPERATORS		
				SECRETARIES, STENOGRAPHERS, AND TYPISTS		
				FINANCIAL RECORDS PROCESSING OCCUPATIONS		
				OTHER ADMINISTRATIVE SUPPORT OCCUPATIONS, INCLUDING CLERICAL		
				SERVE OCCUPATIONS		
				PRIVATE HOUSEHOLD OCCUPATIONS		
				PROTECTIVE SERVICE OCCUPATIONS		
				SERVICE OCCUPATIONS, EXCEPT PROTECTIVE AND HOUSEHOLD		
				FOOD SERVICES OCCUPATIONS		
				HEALTH SERVICE OCCUPATIONS		
				CLEANING AND BUILDING SERVICE OCCUPATIONS		
				PERSONAL SERVICE OCCUPATIONS		
				FARMING, FORESTRY, AND FISHING OCCUPATIONS		
				FARM OPERATORS AND MANAGERS		
				FARM OCCUPATIONS, EXCEPT MANAGERIAL		
				RELATED AGRICULTURAL OCCUPATIONS		
				FORESTRY AND FISHING OCCUPATIONS		
				PRECISION PRODUCTION, CRAFT, AND REPAIR OCCUPATIONS		
				MECHANICS AND REPAIRERS		
				CONSTRUCTION TRADES AND EXTRACTIVE OCCUPATIONS		
				CARPENTERS		
				PRECISION PRODUCTION OCCUPATIONS		
				SUPERVISORS, PRODUCTION OCCUPATIONS		
				PRECISION METAL WORKING OCCUPATIONS		
				OTHER PRECISION PRODUCTION OCCUPATIONS		
				OPERATORS, FABRICATORS, AND LABORERS		
				MACHINE OPERATORS, ASSEMBLERS, AND INSPECTORS		
				MACHINE OPERATORS AND TENDERS, EXCEPT PRECISION		
				FABRICATORS, ASSEMBLERS AND HAND WORKING OCCUPATIONS		

45 PRODUCTION INSPECTORS, TESTERS, SAMPLERS, AND WEIGHERS  
 46 TRANSPORTATION OCCUPATIONS  
 47 MATERIAL MOVING EQUIPMENT OPERATORS  
 HANDLERS, EQUIPMENT CLEANERS, HELPERS AND LABORERS  
 48 CONSTRUCTION LABORERS  
 49 FREIGHT, STOCK AND MATERIAL HANDLERS  
 50 OTHER SPECIFIED HANDLERS, EQUIPMENT CLEANERS AND HELPERS  
 51 LABORERS, EXCEPT CONSTRUCTION  
 52 ARMED FORCES - CURRENTLY CIVILIAN  
 53 = NEVER WORKED

R-HEMOCG. 320 2 (00,15)

00 = NIU MAJOR OCCUPATION GROUPS ITEM 50  
 01 MANAGERIAL AND PROFESSIONAL SPECIALTY OCCUPATIONS  
 02 EXECUTIVE, ADMINISTRATIVE, AND MANAGERIAL OCCUPATIONS  
 PROFESSIONAL SPECIALTY OCCUPATIONS  
 03 TECHNICAL, SALES, AND ADMINISTRATIVE SUPPORT OCCUPATIONS  
 04 TECHNICIANS AND RELATED SUPPORT OCCUPATIONS  
 05 SALES OCCUPATIONS  
 ADMINISTRATIVE SUPPORT OCCUPATIONS, INCLUDING CLERICAL  
 SERVICE OCCUPATIONS  
 06 PRIVATE HOUSEHOLD OCCUPATIONS  
 07 PROTECTIVE SERVICE OCCUPATIONS  
 08 SERVICE OCCUPATIONS, EXCEPT HOUSEHOLD AND PROTECTIVE  
 09 FARMING, FORESTRY, AND FISHING OCCUPATIONS  
 10 PRECISION PRODUCTION, CRAFT, AND REPAIR OCCUPATIONS  
 OPERATORS, FABRICATORS, AND LABORERS  
 11 MACHINE OPERATORS, ASSEMBLERS, AND INSPECTORS  
 12 TRANSPORTATION AND MATERIAL MOVING OCCUPATIONS  
 13 HANDLERS, EQUIPMENT CLEANERS, HELPERS, AND LABORERS  
 14 ARMED FORCES - CURRENTLY CIVILIAN  
 15 NEVER WORKED

00	01	02	03	04	05	06	07	08	09	10	11	12	13	14	15	16	17	18	19	20	21	22	23	24	25	26	27	28	29	30	31	32	33	34	35	36	37	38	39	40	41
R-WEIND.		322	2	(00,47)	DETAILED INDUSTRY GROUPS																																				
					= NIU																																				
					AGRICULTURE																																				
					MINING																																				
					CONSTRUCTION																																				
					MANUFACTURING																																				
					DURABLE GOODS																																				
					LUMBER AND WOOD PRODUCTS, EXCEPT FURNITURE																																				
					FURNITURE AND FIXTURES																																				
					STONE, CLAY, GLASS, CONCRETE PRODUCTS																																				
					METAL INDUSTRIES																																				
					PRIMARY METALS																																				
					FABRICATED METALS																																				
					NOT SPECIFIED METAL INDUSTRIES																																				
					MACHINERY, EXCEPT ELECTRICAL																																				
					ELECTRICAL MACHINERY, EQUIPMENT, SUPPLIES																																				
					TRANSPORTATION EQUIPMENT																																				
					MOTOR VEHICLES AND EQUIPMENT																																				
					OTHER TRANSPORTATION EQUIPMENT																																				
					AIRCRAFT AND PARTS																																				
					OTHER TRANSPORTATION EQUIPMENT																																				
					PROFESSIONAL AND PHOTO EQUIPMENT, WATCHES																																				
					TOYS, AMUSEMENTS, AND SPORTING GOODS																																				
					MISCELLANEOUS AND NOT SPECIFIED MANUFACT. INDUSTRY																																				
					NONDURABLE GOODS																																				
					FOOD AND KINDRED PRODUCTS																																				
					TOBACCO MANUFACTURES																																				
					TEXTILE MILL PRODUCTS																																				
					APPAREL AND OTHER FINISHED TEXTILE PRODUCTS																																				
					PAPER AND ALLIED PRODUCTS																																				
					PRINTING, PUBLISHING, AND ALLIED INDUSTRY																																				
					CHEMICALS AND ALLIED PRODUCTS																																				
					PETROLEUM AND COAL PRODUCTS																																				
					RUBBER AND MISCELLANEOUS PLASTICS PRODUCTS																																				
					LEATHER AND LEATHER PRODUCTS																																				
					TRANSPORTATION, COMMUNICATIONS, AND OTHER PUBLIC UTILI																																				
					TRANSPORTATION																																				
					COMMUNICATION AND OTHER PUBLIC UTILITIES																																				
					COMMUNICATION																																				
					UTILITIES AND SANITARY SERVICES																																				
					WHOLESALE AND RETAIL TRADE																																				
					WHOLESALE TRADE																																				
					RETAIL TRADE																																				
					FINANCE, INSURANCE, AND REAL ESTATE																																				
					BANKING AND OTHER FINANCE																																				
					INSURANCE AND REAL ESTATE																																				
					SERVICE																																				
					PRIVATE HOUSEHOLD																																				
					MISCELLANEOUS SERVICES																																				
					BUSINESS AND REPAIR SERVICES																																				
					BUSINESS SERVICES																																				
					REPAIR SERVICES																																				
					PERSONAL SERVICE EXCEPT PRIVATE HOUSEHOLD																																				
					ENTERTAINMENT AND RECREATION SERVICES																																				
					PROFESSIONAL AND RELATED SERVICES																																				
					HOSPITALS																																				
					HEALTH SERVICES, EXCEPT HOSPITALS																																				

42 EDUCATIONAL SERVICES 842-860  
 43 SOCIAL SERVICES 861-871  
 44 OTHER PROFESSIONAL SERVICES 841  
 45 FORESTRY AND FISHERIES 872-892  
 46 PUBLIC ADMINISTRATION 030-031  
 47 = NEVER WORKED 900-932

R-PINCOM. 324 2 (00,28)

PERSON'S INCOME RECODE

- 00 = NIU
- 01 = NONE
- 02 =
- 03 \$1 TO 999
- 04 \$1000 TO 1999
- 05 \$2000 TO 2499
- 06 \$2500 TO 2999
- 07 \$3000 TO 3499
- 08 \$3500 TO 3999
- 09 \$4000 TO 4999
- 10 \$5000 TO 5999
- 11 \$6000 TO 6999
- 12 \$7000 TO 7499
- 13 \$7500 TO 7999
- 14 \$8000 TO 8499
- 15 \$8500 TO 8999
- 16 \$9000 TO 9999
- 17 \$10000 TO 12499
- 18 \$12500 TO 14999
- 19 \$15000 TO 17499
- 20 \$17500 TO 19999
- 21 \$20000 TO 24999
- 22 \$25000 TO 29999
- 23 \$30000 TO 34999
- 24 \$35000 TO 39999
- 25 \$40000 TO 49999
- 26 \$50000 TO 59999
- 27 \$60000 TO 74999
- 28 \$75000 AND OVER

R-PSINCI. 326 2 (00,28)

00 = NIU SOURCE OF INCOME

01 = EARNINGS ONLY

02 = WAGE OR SALARY ONLY

03 = SELF-EMPLOYMENT INCOME ONLY

04 = NONFARM ONLY

05 = FARM ONLY

06 = NONFARM AND FARM

07 = WAGE OR SALARY AND NONFARM SELF-EMPLOYMENT INCOME ONLY

08 = WAGE OR SALARY AND FARM SELF-EMPLOYMENT INCOME ONLY

09 = WAGE OR SALARY, NONFARM AND FARM INCOME ONLY

10 = EARNINGS AND INCOME OTHER THAN EARNINGS

11 = WAGE OR SALARY AND OTHER INCOME ONLY

12 = WAGE OR SALARY AND PROPERTY INCOME ONLY

13 = WAGE OR SALARY AND OTHER INCOME ONLY

14 = WAGE OR SALARY AND PROPERTY INCOME ONLY

15 = WAGE OR SALARY AND OTHER INCOME ONLY

16 = NONFARM SELF-EMPLOYMENT INCOME AND OTHER INCOME ONLY

17 = NONFARM SELF-EMPLOYMENT INCOME AND PROPERTY INCOME ONLY

18 = FARM SELF-EMPLOYMENT INCOME AND OTHER INCOME ONLY

19 = FARM SELF-EMPLOYMENT INCOME AND PROPERTY INCOME ONLY

20 = WAGE OR SALARY, NONFARM SELF-EMPLOYMENT, AND OTHER INC

21 = WAGE OR SALARY, FARM SELF-EMPLOYMENT, AND PROPERTY INC

22 = WAGE OR SALARY, FARM SELF-EMPLOYMENT, & OTHER INC

23 = OTHER COMBINATIONS

24 = SOCIAL SECURITY

25 = PUBLIC ASSISTANCE INCOME ONLY

26 = PENSION AND PROPERTY INCOME ONLY

27 = SOCIAL SECURITY AND PUBLIC ASSISTANCE INCOME ONLY

28 = SOCIAL SECURITY AND PENSION INCOME ONLY

29 = ALL OTHER COMBINATIONS

30 = NO INCOME

R-6ENMOB. 328 1 (1,9)

MIGRATION

1 = NONMOVER

2 = DIFFERENT HOUSE IN U. S. RESIDENCE IN 1983 TO

3 = SAME COUNTY RESIDENCE IN 1984

4 = DIFFERENT COUNTY, SAME STATE

5 = IN SAME SMSA

6 = NOT IN SAME SMSA

7 = DIFFERENT COUNTY, DIFFERENT STATE

8 = CONTIGUOUS

9 = NONCONTIGUOUS

10 = MOVERS FROM ABROAD

11 = NOT IN MIGRATION SAMPLE

12 = MOVED WITHIN SAME STATE

R-MIGREG. 329 1 (1,6)  
 . . . REGION OF RESIDENCE IN 1983 - MIGRATION  
 . . . 1 = NORTHEAST  
 . . . 2 = NORTH CENTRAL  
 . . . 3 = SOUTH  
 . . . 4 = WEST  
 . . . 5 = ABROAD  
 . . . 6 = NOT IN MIGRATION SAMPLE

R-UAC-PL-DS. 330 1 (0,4)  
 . . .  
 . . . 0 = NIU, NONMOVER  
 . . . 1 = CENTRAL CITY  
 . . . 2 = SMSA BALANCE  
 . . . 3 = NON SMSA  
 . . . 4 = NOT IDENTIFIABLE

CHARACTER POSITION 331 SEE PP-RECTYP.

PP-RECTYP. 331 1 (3,3)  
 . . .  
 . . . 1 = HOUSEHOLD RECORD (SEE HH-RECTYP)  
 . . . 2 = FAMILY RECORD (SEE FF-RECTYP)  
 . . . 3 = PERSON RECORD

-LINE-NUMBER. 332 2 (0,39)  
 . . . PERSON'S RECORD  
 . . . CONTROLLED-BY NUM-PERS.

PARENT-NONE. 334 1 (0,1)  
 . . .  
 . . . 0 = NC  
 . . . 1 = NO PARENT PRESENT

SPOUSE-NONE. 335 1 (0,1)  
 . . .  
 . . . 0 = NC  
 . . . 1 = NO SPOUSE PRESENT

PADDING. 336 1  
 . . . THE FOLLOWING ITEMS (THROUGH CHARACTER POSITION 267) REFER TO MIGRATION  
 . . . QUESTIONS FROM THE MARCH SUPPLEMENT

CHANGED BY RAID-CROSS



COUNT	ITEM NAME	POSITION	LENGTH	VALID RANGE(MIN,MAX) & DESCRIPTION
	MIG-STATE.	337	2	(0,98)
11	= MAINE			
12	= NEW HAMPSHIRE			
13	= VERMONT			
14	= MASSACHUSETTS			
15	= RHODE ISLAND			
16	= CONNECTICUT			
21	= NEW YORK			
22	= NEW JERSEY			
23	= PENNSYLVANIA			
31	= OHIO			
32	= INDIANA			
33	= ILLINOIS			
34	= MICHIGAN			
35	= WISCONSIN			
41	= MINNESOTA			
42	= IOWA			
43	= MISSOURI			
44	= NORTH DAKOTA			
45	= SOUTH DAKOTA			
46	= NEBRASKA			
47	= KANSAS			
51	= DELAWARE			
52	= MARYLAND			
53	= DISTRICT OF COLUMBIA			
54	= VIRGINIA			
55	= WEST VIRGINIA			
56	= NORTH CAROLINA			
57	= SOUTH CAROLINA			
58	= GEORGIA			
59	= FLORIDA			
61	= KENTUCKY			
62	= TENNESSEE			
63	= ALABAMA			
64	= MISSISSIPPI			
71	= ARKANSAS			
72	= LOUISIANA			
73	= OKLAHOMA			
74	= TEXAS			
81	= MONTANA			
82	= IDAHO			
83	= WYOMING			
84	= COLORADO			
85	= NEW MEXICO			
86	= ARIZONA			
87	= UTAH			
88	= NEVADA			
91	= WASHINGTON			
92	= OREGON			
93	= CALIFORNIA			
94	= ALASKA			
95	= HAWAII			
98	= OVERSEAS			
	MIG-SAME.	339	1	(0,2)

0 = NIV  
 1 = YES  
 2 = NO  
 LIVING IN SAME HOUSE ?  
 MARCH, 1983

COUNT	ITEM NAME	POSITION	LENGTH	VALID RANGE(MIN,MAX) & DESCRIPTION
340	UAC-PL-REC.	1	(0,3)	0 = NIU, NONMOVER 1 = SMSA 2 = NON SMSA 3 = NOT IDENTIFIABLE
341	MTRL-REC.	2	(1,9)	1 = NONMOVER 2 = SMSA TO SMSA 3 = SMSA TO NON SMSA 4 = NON SMSA TO SMSA 5 = NON SMSA TO NON SMSA 6 = ABROAD TO SMSA 7 = ABROAD TO NON SMSA 8 = NIU (CHILDREN < 2 YRS OLD) 9 = NOT IDENTIFIABLE
343	PENSION-PLN.	1	(0,2)	0 = NIU 1 = EMPLOYER HAS PENSION PLAN 2 = EMPLOYER DID NOT HAVE PENSION PLAN
344	INCL-IN-PP.	1	(0,2)	0 = NIU 1 = INCLUDED IN PENSION PLAN AT WORK 2 = NOT INCLUDED IN PENSION PLAN AT WORK
345	INCL-IN-GH.	1	(0,2)	0 = NIU 1 = INCLUDED IN EMPLOYER GROUP HEALTH PLAN 2 = NOT INCLUDED IN EMPLOYER GROUP HEALTH PLAN
346	PAID-GH.	1	(0,3)	0 = NIU 1 = EMPLOYER PAID FOR HEALTH PLAN 2 = EMPLOYER PAID FOR PART HEALTH PLAN 3 = EMPLOYER DID NOT PAY FOR HEALTH PLAN
347	WHO-ELSE-GH.	1	(0,5)	0 = NIU 1 = SPOUSE ALSO COVERED 2 = CHILD(REN) ALSO COVERED 3 = SPOUSE AND CHILD(REN) ALSO COVERED 4 = NO ONE ELSE COVERED 5 = OTHER COMBINATION OF PERSONS ALSO COVERED
348	COVERED-GH.	1	(1,2)	1 = COVERED BY GROUP HEALTH(EDITED) 2 = NOT COVERED
349	HAVE-MC-YN.	1	(0,2)	0 = NIU 1 = YES(COVERED BY MEDICARE) 2 = NO(NOT COVERED BY MEDICARE)
350	COVERED-MC.	1	(1,2)	1 = COVERED BY MEDICARE(EDITED) 2 = NOT COVERED

COUNT	ITEM NAME	POSITION	LENGTH	VALID RANGE(MIN,MAX) & DESCRIPTION
351	HAVE-MD-YN.	1	(0,2)	0 = NIU 1 = YES(COVERED BY MEDICAID) 1 = YES(COVERED BY MEDICAID) 2 = NO(NOT COVERED)
352	COVERED-MD.	1	(1,2)	1 = COVERED BY MEDICAID(EDITED) 2 = NOT COVERED
353	HAVE-CP-YN.	1	(0,2)	0 = NIU 1 = YES(COVERED BY CHAMPUS OR MILITARY HEALTH CARE) 2 = NO(NOT COVERED)
354	COVERED-CP.	1	(1,2)	1 = COVERED BY CHAMPUS OR MILITARY HEALTH CARE(EDITED) 2 = NOT COVERED
355	HAVE-HI-YN.	1	(0,2)	0 = NIU 1 = YES(HAD OTHER HEALTH INSURANCE) 2 = NO(DID NOT HAVE OTHER HEALTH INSURANCE)
356	COVERED-HI.	1	(1,2)	1 = COVERED BY OTHER HEALTH INSURANCE(EDITED) 2 = NOT COVERED
357	WHO-ELSE-HI.	1	(0,5)	0 = NIU 1 = SPOUSE ALSO COVERED 2 = CHILD(REN) ALSO COVERED 3 = SPOUSE AND CHILDREN ALSO COVERED 4 = NO ONE ELSE COVERED 5 = OTHER COMBINATION ALSO COVERED
358	PARENT-LINE.	2	(0,42)	0 = NC 1 = 42 LINE NUMBER ITEM 18L
360	PADDING7.	29		
389	SPOUSE-LINE.	2	(0,42)	0 = NC 1 = 42 LINE NUMBER ITEM 18L
391	ROTATION.	1	(0,2)	1=ROT 1 OR 5 2=ROT 2-4 OR 6-8 I-29A (84CPS) I-29 (82CPS) I-26A(79CPS)

392	1	(0,2)		I-29B (84) I-29B (82CPS) I-26B (79CPS)
393	1	(0,5)	1=FEMALE, 18+ 2=OTHER	
394	1	(0,2)	1=MARRIED 2=WIDOWED 3=DIVORCED 4=SEPARATED 5=NEVER MARRIED	I-29B (84) I-29B (82) I-26B (79)
395	1	(0,2)	(NEVER-MAR) 1=EVER HAD CHD 2=HAS NOT	I-30 (84) I-30 (82) I-27 (79)
396	1	(0,2)	1=MORE THAN ONCE 2=ONLY ONCE	I-31 (84) I-31 (82) I-29 (79)
397	2	(0,12)	1=EVER DIVORCED 2=NOT EVER DIV	I-32 (84) I-32 (82) I-33 (79)
399	2	(0,99)	MONTH OF DIV/SEP 1=JAN 2=FEB ETC #=YR OF DIV/SEP	I-33 (84) I-33 (82) I-34 (79)

COUNT	ITEM NAME	POSITION	LENGTH	VALID RANGE(MIN,MAX) & DESCRIPTION
	MAR-MONTH.	401	2	(0,12) MONTH OF MAR. I-31 0=NIU 1=JAN 2=FEB ETC
	MAR-YEAR.	403	2	(0,99) 0=NIU #=YEAR OF MAR. I-31
	CHILDREN.	405	1	(0,2) 1=HAD OR ADOPTED CHILDREN (ALL BUT I-35 (84) I-35 (82) I-35 (79) 2=NEVER HAD CHD NEV-MAR)
	PADDING8.	406	1	
	CHECK-137.	407	1	(0,2)
	CHECK-138.	408	1	(0,2) 1=OTHER HH MEMBERS 20 YRS OR UNDER I-37 (84) 2=NO OTHER HH MEMBERS 20 YRS OR UNDER I-37 (82) I-37 (79)
	CHD-IN-HH.	409	1	(0,2) 1=NEVER MARRIED I-38 (84) 2=ALL OTHER I-38 (82) I-38 (79)
	NUMCH-IN-HH.	410	1	(0,4) NEVER MARRIED ONLY I-39 (84) 1=OWN CHD IN HH I-39 (82) 2=NO OWN CHD INHH I-39 (79) FOR NEV MAR ONLY I-39 (82 NEW) (84) 1=ONE CHD 2=TWO CHD 3=THREE CHD 4=FOUR OR MORE CHD

411	PATERNITY.	1	(0,5)	#CHD FATHERED BY MOST RECENT DIV/SEP HUSBAND 1=NONE 2=ONE CHD 3=TWO CHD 4=THREE CHD 5=FOUR PLUS CHD I-40 (82) (84) I-40 (79)
412	CHD-SUPP.	1	(0,2)	1=CHD SUPPORT AGREED TO OR AWARDED 2=NO CHD SUPPORT I-41 (82) (84) I-42 (79)
413	TYP-AGREEMT.	1	(0,3)	CHD SUPPORT BY 1=VOL WRITTEN AGREEMENT 2=COURT ORDERED 3=OTHER I-41 (82) (84) I-42 (79)
414	TYP-PAYMT.	1	(0,3)	CHD SUPP. REC. 1=DIRECTLY 2=THROUGH COURT 3=OTHER METHOD I-43 (84) I-42 (82) I-43 (79)
415	CHD-SUPP-YR.	1	(0,2)	1=SUPPOSED TO RECEIVE CHD SUP IN 1983 2=NOT SUPPOSED TO RECEIVE CHD SUP IN 1983 I-44 (84) I-43 (82) I-44 (79)
416	FREQ-RECVD.	1	(0,4)	CHD SUP REC'D: 1=REGULARLY 2=OCCASIONALLY 3=SELDOM 4=NEVER I-45 (84) I-44 (82) I-45 (79)

COUNT	ITEM NAME	POSITION	LENGTH	VALID RANGE(MIN,MAX) & DESCRIPTION
	CAUSE-IRREG.	417	1	(0,4) I-46 (84) I-45 (82) I-46 (79) PAYMENTS IRREG BECAUSE FATHER: 1=REFUSED 2=NOT LOCATABLE 3=OTHER REASON 4=DON'T KNOW
	CHD-SUP-DUE.	418	5	(0,75000) I-47 (84) I-46 (82) I-47 (79) #=\$ AMT CHD SUPP SUPPOSED TO REC IN 1983
	NO-CHD-SUPP.	423	1	(0,1) I-48 (84) I-47 (82) I-48 (79) 1=NONE RECEIVED
	CHD-SUP-REC.	424	5	(0,75000) I-48 (84) I-47 (82) I-48 (79) #=\$ AMT CHD SUPP RECEIVED IN 1983
	OCSE-CONT.	429	1	(0,2) I-51 (84) I-48 (82 NEW) HAVE YOU CONTACTED A CHD SUP ENFORCEMENT OFFICE FOR HELP IN OBTAINING CHD SUPP 1=YES 2=NO
	OCSE-HELP.	430	1	(0,2) I-52 (84) I-49 (82 NEW) DID YOU RECEIVE HELP 1=YES 2=NO
	OCSE-LOC.	431	1	(0,1) I-53 (84) I-50 (82 NEW) 1=HELP LOCATE FATHER
	OCSE-PAT.	432	1	(0,1) I-53 (84) 1=HELP ESTABLISH PATERNITY

OCSE-OBL.	433	1	(0,1)	I-53 (84) I-50 (82 NEW) I-50 (82 NEW) 1=HELP ESTABLISH SUPPORT OBLIGATION
OCSE-ENF.	434	1	(0,1)	I-53 (84) I-50 (82 NEW) 1=HELP ENFORCE SUPPORT ORDER
OCSE-COLL.	435	1	(0,1)	I-53 (84) I-50 (82 NEW) 1=HELP OBTAIN COLLECTION
OCSE-OTH.	436	1	(0,1)	I-53 (84) I-50 (82 NEW) 1=HELP OBTAIN COLLECTION
CHECK-I51.	437	1	(0,2)	I-53 (84) I-50 (82 NEW) 1= RECEIVED SOME OTHER TYPE OF HELP
PADDING9.	438	1		I-54 (84) I-51 (82 NEW) 1=ENTRY OR NA (NOT ANSWERABLE) IN ITEM 48 2=ALL OTHERS
DOL-OCSE.	439	5	(0,75000)	I-55 (84) I-53 (82 NEW) * AMOUNT CHD SUPPORT RECEIVED AS A RESULT OF OCSE EFFORTS
ALL-OCSE.	444	1	(0,2)	I-55 (84) I-53 (82 NEW) 1=ALL CHD SUPPORT RECEIVED AS A RESULT OF OCSE EFFORTS 2=NO CHILD SUPPORT RECEIVED AS A RESULT
AFDC.	445	1	(0,2)	I-49 (84) I-54 (82 NEW) 0=NYU 1=RECEIVED AFDC (ADC) IN 1983 2=DID NOT RECEIVE AFDC (ADC) IN 1983



AFDC-MO.	446	1	(0,2)	<p>I-50 (84) I-55 (82 NEW)</p> <p>0=NIU 1=RECEIVED AFDC (ADC) EVERY MONTH IN 1983 2=DID NOT RECEIVE AFDC (ADC) EVERY MONTH IN 1983</p>
HEALTH-INS.	447	1	(0,2)	<p>I-41A (84 NEW)</p> <p>1= HEALTH INSURANCE INCLUDED IN CHILD SUPPORT AWARD 2= HEALTH INSURANCE NOT INCLUDED IN CHILD SUPPORT AWARD</p>
ALI-MAINT.	448	1	(0,2)	<p>I-57 (82) (84) I-50 (79)</p> <p>1=ALIMONY/MAINT PAY AGREED TO OR AWARDED 2=ALIMONY/MAIN NOT AGREED TO OR AWARDED</p>
NON-AWARD.	449	1	(0,7)	<p>I-42 (84 NEW)</p> <p>CHILD SUPPORT WAS NOT AWARDED BECAUSE</p> <p>1= AGREEMENT PENDING 2= PROPERTY SETTLEMENT ACCEPTED IN LIEU OF CHILD SUPPORT 3= JOINT CUSTODY AWARDED 4= DID NOT WANT CHILD SUPPORT WANTED CHILD SUPPORT BUT</p> <p>5= COULD NOT LOCATE FATHER 6= COULD NOT ESTABLISH PATERNITY 7= SOME OTHER REASON</p>
ALI-MAIN-YR.	450	1	(0,2)	<p>I-58 (82) (84) I-51 (79)</p> <p>1=SUPPOSED TO REC ALIMONY/MAIN IN 1983 2=NOT TO REC ALI/MAIN IN 1983</p>
RECPT-FREQ.	451	1	(0,4)	<p>I-59 (82) (84) I-52 (79)</p> <p>ALI/MAIN RECD: 1=REGULARLY 2=OCCASIONALLY 3=SELDOM 4=NEVER</p>

COUNT ITEM NAME POSITION LENGTH VALID RANGE(MIN,MAX) & DESCRIPTION

02801*PADDING10.	452	1			
ALIMONY-INC.	453	1	(0,1)		I-60(861) (84) I-61(862) (82) I-54 (855) (79)
ALIMONY-DUE.	454	5	(0,75000)		ALIMONY INCLUDED IN CHD SUPP PAYMT  #=\$ AMT ALIMONY SUPPORTED TO REC IN 1983  I-60 (84) I-61 (82) I-54 (79)
NO-ALIMONY.	459	1	(0,2)		I-61 (84) I-62 (82) I-55 (79) 1=NONE RECEIVED 2=INCLUDED IN CHILD SUPPORT
ALIMONY-REC.	460	5	(0,75000)		I-60 (84) I-62 (82) I-55 (79)
CHECK-I56.	465	1	(0,2)		#=\$ AMT ALI REC ITEM-62 CHECK-I63 I-62 (84) I-63 (82) I-56 (79)
CASH-SETTL.	466	1	(0,1)		1=SEPARATED 2=ALL OTHER (EXCEPT NEV MARRIED, WHICH ARE NIU) I-63 (84) I-64 (82) I-57 (79)
SOME-OTHER.	467	1	(0,1)		1=ONE TIME CASH SETTLEMENT I-63 (84) I-64 (82) I-57 (79)
NO-SETTLMT.	468	1	(0,1)		1=SOME OTHER TYPE OF SETTLEMENT I-63 (84) I-64 (82) I-57 (79)
					1=NO SET REACHED





## GLOSSARY

Current Population Survey, March/April 1984 Match File:  
Alimony and Child Support

### Geographic Concepts

Geographic Division. An area composed of contiguous States, with Alaska and Hawaii also included in one of the divisions. (A State is one of the 51 major political units in the United States.) The nine geographic divisions have been largely unchanged for the presentation of summary statistics since the 1910 census.

Regions. There are four regions: Northeast, North Central, West, and South. States and divisions within regions are presented below.

### NORTHEAST REGION

#### New England Division

Connecticut  
Maine  
Massachusetts  
New Hampshire  
Rhode Island  
Vermont

#### Middle Atlantic Division

New Jersey  
New York  
Pennsylvania

### NORTH CENTRAL REGION

#### East North Central Division

Illinois  
Indiana  
Michigan  
Ohio  
Wisconsin  
North Dakota  
South Dakota

#### West North Central Division

Iowa  
Kansas  
Minnesota  
Missouri  
Nebraska

### WEST REGION

#### Mountain Division

Arizona  
Colorado  
Idaho  
Montana  
Nevada  
New Mexico  
Utah  
Wyoming

#### Pacific Division

Alaska  
California  
Hawaii  
Oregon  
Washington

SOUTH REGION

East South Central Division

Alabama  
Kentucky  
Mississippi  
Tennessee

West South Central Division

Arkansas  
Louisiana  
Oklahoma  
Texas

South Atlantic Division

Delaware  
District of Columbia  
Florida  
Georgia  
Maryland  
North Carolina  
South Carolina  
Virginia  
West Virginia

## GLOSSARY

Current Population Survey, March/April 1984 Match File:  
Alimony and Child Support

### Subject Concepts

Age. Age classification is based on the age of the person at his/her last birthday. The adult universe (i.e., population of marriageable age) is comprised of persons 15 years old and over for March supplement data and 14 years and over for CPS labor force data. Prior to 1980, the adult universe was 14 years old and over for March supplement data.

Alimony. Data on the award of alimony or maintenance payments were collected from women 18 years or older who were ever-divorced or currently separated as of spring 1984. Information on recipiency status and payment amounts was obtained from those women who reported that they were awarded or had agreements to receive alimony payments in 1983. The data are limited to payments received from the most recent divorce or separation.

Annuities. (See Income.)

Armed Forces. Armed Forces members were enumerated in off-base housing or on base with their families are included on the CPS data file in March. Only supplemental data on income are included for Armed Forces members.

Base Weight. The constant weight assigned to the sample (inverse of the sampling fraction) which is adjusted to produce the final weight.

Child Support. Data on award of child support payments were collected from women 18 years or older with children under 21 years of age whose father was not living in the household as of spring 1984. Information on recipiency and amount of payments was obtained from women who reported that they were awarded or had agreements to receive child support payments in 1983. Payment amounts were limited to only those from the last divorce or separation.

Civilian Labor Force. (See Labor Force.)

Class of Worker. This refers to the broad classification of the person's employer. On the March file, these broad classifications for current jobs are private, government, self-employed, without pay, and never worked. Private and government workers are considered "wage and salary workers;" this classification scheme includes self-employed, incorporated persons in with "private" workers. For the longest job held last year, this class of worker scheme includes private; government by level--Federal, State, and local; self-employed incorporated farm/nonfarm; and without pay. The wage and salary category for longest job held includes private, government (all levels), and self-employed, incorporated.

Dividends. (See Income.)

Duration of Unemployment. Duration of unemployment represents the length of time (through the current survey week) during which persons classified as unemployed are continuously looking for work. For persons on layoff, duration

of unemployment represents the number of full weeks since the termination of their most recent employment. A period of two weeks or more during which a person is employed or ceased looking for work is considered to break the continuity of the present period of seeking work. Average duration is an arithmetic mean computed from a distribution by single weeks of unemployment.

Earners, Number of. The file includes all persons 15 years old and over in the household with \$1 or more in wages and salaries, or \$1 or more of a loss in net income from farm or nonfarm self-employment during the preceding year.

Earnings Weight. Each person record allows for an earnings weight for current earnings.

Education. (See Years of School Completed.)

Employed. (See Labor Force.)

Energy Assistance Program. The Low-Income Energy Assistance Program provides financial assistance to qualified households to help them pay heating costs. The program is funded by the Federal government and administered by the States under broad guidelines. In some States a household may automatically be eligible for this program if the household receives (1) Aid to Families with Dependent Children, (2) Food Stamps, (3) Supplemental Security Income (SSI), and (4) certain Veterans' benefits.

The energy assistance questions were asked for the first time in 1982. Questions asked in the March 1984 survey included (1) recidency since October 1, 1983, (2) total amount received during the reference period, (3) the principal type of heating fuel used by the household, and (4) if the household was without heat because of inability to pay the heating fuel bill.

ESR (Employment Status Recode). This classification is available for each civilian 14 years old and over according to his/her responses to the monthly (basic) labor force items in March.

Family. A family is a group of two persons or more (one of whom is the householder) residing together and related by birth, marriage, or adoption. All such persons (including related subfamily members) are considered as members of one family. Beginning with the 1980 CPS, unrelated subfamilies (referred to in the past as secondary families) are no longer included in the count of families, nor are the members of unrelated subfamilies included in the count of family members.

Family Household. A family household is a household maintained by a family (as defined above), and may include among the household members any unrelated persons (unrelated subfamily members and/or secondary individuals) who may be residing there. The number of family households is equal to the number of families. The count of family household members differs from the count of family members, however, in that the family household members include all persons living in the household, whereas family members include only the householder and his/her relatives. (See the definition of Family).

Family Weight. The weight on the family record is the March supplement weight of the householder or reference person.



Farm Self-Employment Net Income. The term is defined as net money income (gross receipts minus operating expenses) from the operation of a farm by a person on his own account, as an owner, as a renter, or as a sharecropper. Gross receipts include the value of all products sold, government crop loans, money received from the rental of farm equipment to others, and incidental receipts from the sale of wood, sand, gravel, etc.

Operating expenses include cost of feed, fertilizer, seed, and other farming supplies, cash wages paid to farm hands, depreciation charges, cash rent, interest on farm mortgages, farm building repairs, farm taxes (not State and Federal income taxes), etc. The value of fuel, food, or other farm products used for household living is not included as part of net income. Inventory changes are considered in determining net income only when they are accounted for in replies based on income tax returns or other official records which reflect inventory changes.

Final Weight. Used in tabulating monthly labor force items. This weight should not be used when tabulating March supplement data.

Food Stamps. The Food Stamp Act of 1977 was enacted for the purpose of increasing the food purchasing power of eligible households through the use of coupons to purchase food. The Food and Nutrition Service of the U.S. Department of Agriculture (USDA) administers the Food Stamp Program through State and local welfare offices. The Food Stamp Program is the major national income support program which provides benefits to all low-income and low-resource households regardless of household characteristics (e.g., sex, age, disability, etc.). The questions on participation in the Food Stamp Program in the March 1984 CPS were designed to identify households in which one or more of the current members received food stamps during 1983. Once a food stamp household was identified, a question was asked to determine the number of current household members covered by food stamps during 1983. Questions were also asked about the number of months food stamps were received during 1983 and the total face value of all food stamps received during that period.

Full-Time Worker. Persons on full-time schedules include persons working 35 hours or more, persons who worked 1-34 hours for noneconomic reasons (e.g., illness) and usually work full-time, and persons "with a job but not at work" who usually work full-time.

Group Health Insurance Coverage. Civilian persons 15 years old and over who worked in 1983 and who participated in group health insurance plans provided by the employer or union were asked whether part or all of the health insurance premiums were paid for by the union or employer and the extent of persons covered.

Additional questions were asked to determine if sample persons were covered by any other type of health insurance plan. These items are intended to measure retirees covered by continuing employer provided coverage and persons who purchased coverage on their own.

Group Quarters. Group quarters are noninstitutional living arrangements for groups not living in conventional housing units or groups living in housing units containing nine or more persons unrelated to the person in charge.

Head Versus Householder. Beginning with the March 1980 CPS, the Bureau of the Census discontinued the use of the terms "head of household" and "head of family." Instead, the terms "householder" and "family householder" are used.

Highest Grade of School Attended. (See Years of School Completed.)

Hours of Work. Hours of work statistics relate to the actual number of hours worked during the survey week. For example, a person who normally works 40 hours a week but who is off on the Veterans Day holiday is reported as working 32 hours even though he is paid for the holiday.

For persons working in more than one job, the figures related to the number of hours worked in all jobs during the week. However, all the hours are credited to the major job.

Household. A household consists of all the persons who occupy a house, an apartment, or other group of rooms, or a room, which constitutes a housing unit. A group of rooms or a single room is regarded as a housing unit when it is occupied as separate living quarters; that is, when the occupants do not live and eat with any other person in the structure, and when there is direct access from the outside or through a common hall. The count of households excludes persons living in group quarters, such as rooming houses, military barracks, and institutions. Inmates of institutions (mental hospitals, rest homes, correctional institutions, etc.) are not included in the survey.

Household Weight. Household weight is the March Supplement weight of the householder.

Householder. The householder refers to the person (or one of the persons) in whose name the housing unit is owned or rented (maintained) or, if there is no such person, any adult member, excluding roomers, boarders, or paid employees. If the house is owned or rented jointly by a married couple, the householder may be either the husband or the wife. The person designated as the householder is the "reference person" to whom the relationship of all other household members, if any, is recorded.

Householder With No Other Relatives in Household. A householder who has no relatives living in the household. This is the entry for a person living alone. Another example is the designated householder of an apartment shared by two or more unrelated individuals.

Householder With Other Relatives (Including Spouse) in Household. The person designated as householder if he/she has one or more relatives (including spouse) living in the household.

Husband in Armed Forces. When a woman is reported as married but her husband is not enumerated as a member of the same household, an additional question is asked to determine whether her husband is in the Armed Forces. This additional probe is unique to the March CPS only. Women who are reported as separated are not asked the additional question.

Income. For each person in the sample who is 15 years old and over, questions are asked on the amount of money income received in the preceding calendar year from each of the following sources: (1) money wages or salary; (2) net income from nonfarm self-employment; (3) net income from farm self-employment; (4) Social Security or railroad retirement; (5) Supplemental Security income; (6) public assistance or welfare payments; (7) interest (on savings or bonds); (8) dividends, income from estates or trusts, or net rental income; (9) veterans' payment or unemployment and workmen's compensation; (10) private pensions or

government employee pensions; (11) alimony or child support, regular contributions from persons not living in the household, and other periodic income.

Although income statistics refer to receipts during the preceding year, the characteristics of the person such as age, labor force status, etc., and the composition of households refer to the time of the survey. The income of the household does not include amounts received by persons who are members of the household during all or part of the income year if these persons no longer resided with the household at the time of enumeration. On the other hand, household income includes amounts reported by persons who did not reside with the household during the income year but who were members of the household at the time of enumeration.

Data on consumer income collected in the CPS by the Bureau of the Census cover money income received (exclusive of certain money receipts such as capital gains) before payments for personal income taxes, Social Security, union dues, Medicare deductions, etc. Also, money income does not reflect the fact that some households receive part of their income in the form of nonmoney transfers such as food stamps, health benefits, subsidized housing, and energy assistance; that many farm households receive nonmoney income in the form of rent free housing and goods produced and consumed on the farm; or that nonmoney income is received by some nonfarm residents that often takes the form of the use of business transportation and facilities, or full or partial contributions for retirement programs, medical and educational expenses, etc. These elements should be considered when comparing income levels. Moreover, readers should be aware that for many different reasons there is a tendency in household surveys for respondents to under report their income. From an analysis of independently derived income estimates, it has been determined that wages and salaries tend to be much better reported than such income types as public assistance, Social Security, and net income from interest, dividends, rents, etc.

Income Sources - Wages and Salary. Money wages or salary is defined as total money earnings received for work performed as an employee during the income year. It includes wages, salary, Armed Forces pay, commissions, tips, piece-rate payments, and cash bonuses earned, before deductions are made for taxes, bonds, pensions, union dues, etc. Earnings for self-employed incorporated businesses are considered wage and salary.

Income Sources - Nonfarm Self-Employment. Net income from nonfarm self-employment is net money income (gross receipts minus expenses) from one's own business, professional enterprise, or partnership. Gross receipts include the value of all goods sold and services rendered. Expenses include costs of goods purchased, rent, heat, light, power, depreciation charges, wages and salaries paid, business taxes (not personal income taxes), etc. In general, inventory changes are considered in determining net income since replies based on income tax returns or other official records do reflect inventory changes. However, when values of inventory changes are not reported, net income figures exclusive of inventory changes are accepted. The value of saleable merchandise consumed by the proprietors of retail stores is not included as part of net income.

Income Sources - Farm Self-Employment. Net income from farm self-employment is net money income (gross receipts minus operating expenses) from the operation of a farm by a person on his own account, as an owner, as a renter, or as a sharecropper. Gross receipts include the value of all products sold, government crop loans, money received from the rental of farm equipment to others, and incidental receipts from the sale of wood, sand, gravel, etc.

Operating expenses include cost of feed, fertilizer, seed, and other farming supplies, cash wages paid to farm hands, depreciation charges, cash rent, interest on farm mortgages, farm building repairs, farm taxes (not State and Federal income taxes), etc. The value of fuel, food, or other farm products used for family living is not included as part of net income. In general, inventory changes are considered in determining net income only when they are accounted for in replies based on income tax returns or other official records which reflect inventory changes; otherwise, inventory changes are not taken into account.

Income Sources - Social Security. Social Security includes Social Security pensions and survivors' benefits, and permanent disability insurance payments made by the Social Security Administration prior to deductions for medical insurance and railroad retirement insurance checks from the U.S. Government. "Medicare" reimbursements are not included.

Income Sources - Supplemental Security Income. Supplemental Security Income includes payments made by Federal, State, and local welfare agencies to low income persons who are (1) aged (65 years old and over), (2) blind, or (3) disabled.

Income Sources - Public Assistance. Public assistance or welfare payments include public assistance payments such as aid to families with dependent children and general assistance.

Income Sources - Interest and Dividends. Interest, dividends, income from estates or trusts, net rental income or royalties include dividends from stockholdings or membership in associations, interest on savings or bonds, periodic receipts from estates or trust funds, net income from rental of a house, store, or other property to others, receipts from boarders or lodgers, and net royalties.

Income Sources - Unemployment Compensation, Worker's Compensation, and Veterans' Payments. Unemployment compensation, veterans' payments, or worker's compensation includes: (1) unemployment compensation received from government unemployment insurance agencies or private companies during periods of unemployment and any strike benefits received from union funds; (2) money paid periodically by the Veterans Administration to disabled members of the Armed Forces or to survivors of deceased veterans, subsistence allowances paid to veterans for education and on-the-job training, as well as so-called "refunds" paid to ex-servicemen as GI insurance premiums; and (3) worker's compensation received periodically from public or private insurance companies for injuries incurred at work. The cost of this insurance must have been paid by the employer and not by the person.

Income Sources - Private and Government Pensions and Annuities. Many employers and unions have established pension programs for their employees so that upon retirement the employee will receive regular income to replace his/her earnings. Many of these programs also provide income to the employee if he/she becomes severely disabled, or to his/her survivors if the employee dies. Other types of retirement income include annuities and paid up life insurance policies. Some people purchase annuities which yield a set amount over a certain number of years. Other people may convert their paid up life insurance policy into an annuity after they retire.

Income Sources - Alimony and Child Support. Alimony is money received periodically from a former spouse following a divorce or separation. Child support is money received from a former spouse for the support of their children following a divorce or legal separation. Money received from relatives or friends other than the former husband or wife is not considered as child support.

Receipts Not Counted As Income. Receipts from the following sources are not included as income: (1) Money received from the sale of property, such as stocks, bonds, a house, or a car (unless the person is engaged in the business of selling such property, in which case the net proceeds is counted as income from self-employment); (2) withdrawals of bank deposits; (3) money borrowed; (4) tax refunds; (5) gifts; and (6) lump-sum inheritances of insurance payments.

Industry, Occupation, and Class of Worker (I&O) - Current Job (basic data). For the employed, current job is the job held in the reference week (the week before the survey). Persons with two or more jobs are classified in the job at which they worked the most hours during the reference week. The unemployed are classified according to their latest full-time job lasting two or more weeks or by the job (either full-time or part-time). The I & O questions are also asked of persons not in the labor force who are in the fourth and eighth months in sample and who have worked in the last five years. The occupation/industry classification system for the 1980 Census of Population was used to code March CPS data beginning with the March 1983 file.

Industry, Occupation, and Class of Worker-Longest Job (supplement data). Longest job applies to the job held longest during the preceding year for persons who worked that year, without regard to their current employment status.

Subject	Character Position		
		Current or Most Recent Full-Time Job	Longest Job Last Year (Work Experience)
Industry	3 digit detailed	P 49-51	P 151-153
	2-digit detailed	P 52-53	P 322-323
	(Recode)		
Occupation	Major Group Recode	N/A	P 316-317
	3-digit detailed	P 56-58	P 154-156
	2-digit detailed	P 54-55	P 318-319
	(Recode)		
Class of Worker	Major Group Recode	N/A	P 320-321
		P 59	P 314

Job Seekers. All unemployed persons who made specific efforts to find a job sometime during the 4-week period preceding the survey week.

Keeping House. Persons are classified as keeping house if they engage in own housework. This is one of the "not in labor force" classifications--employment status recode (ESR) = 4.

Labor Force. Persons are classified as in the labor force if they are employed, unemployed, or in the Armed Forces during the survey week. The "civilian labor force" includes all civilians classified as employed or unemployed. The file

includes labor force data for civilians age 14 and over. However, the official definition of the civilian labor force is age 16 and over.

1. Employed. Employed persons comprise (1) all civilians who, during the survey week, do any work at all as paid employees or in their own business or profession, or on their own farm, or who work 15 hours or more as unpaid workers on a farm in a business operated by a member of the family; and (2) all those who have jobs but who are not working because of illness, bad weather, vacation, or labor-management dispute, or because they are taking time off for personal reasons, whether or not they are seeking other jobs. These persons would have an Employment Status Recode (ESR) of 1 or 2 respectively in character 12 of the person record which designates "at work" and "with a job, but not at work." Each employed person is counted only once. Those persons who held more than one job are counted in the job at which they worked the greatest number of hours during the survey week. If they worked an equal number of hours at more than one job, they are counted at the job they held the longest.
2. Unemployed. Unemployed persons are those civilians who, during the survey week, have no employment but are available for work, and (1) have engaged in any specific job seeking activity within the past 4 weeks such as registering at a public or private employment office, meeting with prospective employers, checking with friends or relatives, placing or answering advertisements, writing letters of application, or being on a union or professional register; (2) are waiting to be called back to a job from which they had been laid off; or (3) are waiting to report to a new wage or salary job within 30 days. These persons would have an ESR code of 3 in character 12 of the person record. The unemployed includes job leavers, job losers, new job entrants, and job reentrants.
  - a. Job Leavers. Persons who quit or otherwise terminate their employment voluntarily and immediately begin looking for work.
  - b. Job Losers. Persons whose employment ends involuntarily, who immediately begin looking for work, and those persons who are already on layoff.
  - c. New Job Entrants. Persons who never worked at a full-time job lasting two weeks or longer.
  - d. Job Reentrants. Persons who previously worked at a full-time job lasting two weeks or longer but are out of the labor force prior to beginning to look for work.
3. Not in Labor Force. All civilians 14 years old and over who are not classified as employed or unemployed. These persons are further classified as major activity: keeping house, going to school, unable to work because of long-term physical or mental illness, and other. The "other" group includes, for the most part, retired persons. Persons who report doing unpaid work in a family farm or business for less than 15 hours are also classified as not in the labor force.

For persons not in the labor force, data on previous work experience, intentions to seek work again, desire for a job at the time of inter-

view, and reasons for not looking for work are asked only in those households that are in the fourth and eighth months of the sample, i.e., the "outgoing" groups, those which had been in the sample for three previous months and would not be in for the subsequent month.

These items are asked in question 24; see the questionnaire facsimile. Such persons have an ESR code of 4-7 in character 12 of the person record.

Finally, it should be noted that the unemployment rate represents the number of persons unemployed as a percent of the civilian labor force 16 years old and over. This measure can also be computed for groups within the labor force classified by sex, age, marital status, race, etc. The job loser, job leaver, reentrant, and new entrant rates are each calculated as a percent of the civilian labor force 16 years old and over; the sum of the rates for the four groups thus equals the total unemployment rate.

Layoff. A person who is unemployed but expects to be called back to a specific job. If he/she expects to be called back within 30 days, it is considered a temporary layoff; otherwise, it is an indefinite layoff.

Looking for Work. A person who is trying to get work or trying to establish a business or profession.

March/April Supplement Weight. The supplement weight is on all person records and is used to produce "supplement" estimates; that is, income, work experience, migration, and family characteristic estimates.

Marital Status. The marital status classification identifies four major categories: single (never married), married, widowed, and divorced. These terms refer to the marital status at the time of enumeration.

The category "married" is further divided into "married, civilian spouse present," "married, Armed Force spouse present," "married, spouse absent," "married, Armed Force spouse absent," and "separated." A person is classified as "married, spouse present" if the husband or wife is reported as a member of the household even though he or she may be temporarily absent on business or on vacation, visiting, in a hospital, etc., at the time of the enumeration. Persons reported as "separated" included those with legal separations, those living apart with intentions of obtaining a divorce, and other persons permanently or temporarily estranged from their spouses because of marital discord.

For the purpose of this file, the group "other marital status" includes "widowed and divorced," "separated," and "other married, spouse absent."

Medicare. The Medicare Program is designed to provide medical care for the aged and disabled. The Basic Hospital Insurance Plan (Part A) is designed to provide basic protection against hospital costs and related post-hospital services. This plan also covers many persons under 65 years old who receive Social Security or railroad retirement benefits based on long-term disability. Part A is financed jointly by employers and employees through Social Security payroll deductions. Qualified persons 65 years old and over who are not otherwise eligible for Part A benefits may pay premiums directly to obtain this coverage. The Medical Insurance Plan (Part B) is a voluntary plan which builds upon the

hospital insurance protection provided by the basic plan. It provides insurance protection covering physicians' and surgeons' services and a variety of medical and other health services received either in hospitals or on an ambulatory basis. It is financed through monthly premium payments by each enrollee, and subsidized by Federal general revenue funds.

The Medicare question on the March 1984 CPS attempted to identify all persons 15 years old and over who were "covered" by Medicare at any time during 1983. The term "covered" means enrolled in the Medicare Program. In order to be counted, the person did not necessarily have to receive medical care paid for by Medicare.

Medicaid. The Medicaid Program is designed to provide medical assistance to needy families with dependent children, and to aged, blind, or permanently and totally disabled individuals whose incomes and resources are insufficient to meet the costs of necessary medical services. The program is administered by State agencies through grants from the Health Care Financing Administration of the Department of Health and Human Services. Funding for medical assistance payments consists of a combination of Federal, State, and in some cases, local funds.

Medicaid is a categorical program with complex eligibility rules which vary from State to State. There are two basic groups of eligible individuals: the categorically eligible and the medically needy. The major categorically eligible groups are all Aid to families with Dependent Children (AFDC) recipients and most Supplemental Security Income (SSI) recipients. Other categorically eligible groups are (1) those who meet basic State cash assistance eligibility rules--aged, blind, disabled, needy single parents with children, and, in some States, needy unemployed parents with children, but who are not currently receiving money payments; and (2) needy persons who meet categorical eligibility standards but are institutionalized for medical reasons (e.g., low-income elderly persons in nursing homes). However, such institutionalized persons are not included in the CPS universe and, therefore, are not reflected in these statistics.

In roughly one-half of the States, coverage is extended to the medically needy--persons meeting categorical age, sex, or disability criteria, whose money incomes and assets exceed eligibility levels for cash assistance but are not sufficient to meet the cost of medical care. In such States, qualifying income and asset levels are usually above those set for cash assistance. Families with large medical expenses relative to their incomes and assets may also meet medically needy eligibility standards in these States.

The Medicaid question on the March 1984 CPS attempted to identify all persons who were "covered" by Medicaid at any time during 1983. The term "covered" means enrolled in the Medicaid program, i.e., had a Medicaid medical assistance card, or incurred medical bills which were paid for by Medicaid. In order to be counted, the person did not have to receive medical care paid for by Medicaid.

After data collection and creation of an initial microdata file, further refinements were made to assign Medicaid coverage to children. In this procedure all children under 21 years old in families were assumed to be covered by Medicaid if either the householder or spouse reported being covered by Medicaid (this procedure was required mainly because the Medicaid coverage question was asked only for persons 15 years old and over). All adult AFDC



recipients and their children, and SSI recipients living in States which legally require Medicaid coverage of all SSI recipients, were also assigned coverage.

Mobility Status. The population of the United States, 15 years old and over, is classified according to mobility status on the basis of a comparison between the place of residence of each individual at the time of the March 1984 CPS and the place of residence in March 1983.

The information on mobility status is obtained from the responses to a series of inquiries. The first of three inquiries is: "Was...living in this house 1 year ago...?" If the answer was "No," the enumerator asked, "Where did...live on March 1, 1983?" In classification, three main categories distinguish nonmovers, movers, and persons abroad.

Nonmovers are all persons who are living in the same house at the end of the period as at the beginning of the period. Movers are all persons who are living in a different house at the end of the period than at the beginning of the period. Movers from abroad include all persons, either citizens or aliens, whose place of residence is outside the United States at the beginning of the period, that is, in an outlying area under the jurisdiction of the United States or in a foreign country.

Month-In-Sample. The term is defined as the number of times a unit is interviewed. Each unit is interviewed eight times during the life of the sample.

Never Worked. A person who has never held a full-time civilian job lasting two consecutive weeks or more.

Nonfamily Householder. A nonfamily householder (formerly called a primary individual) is a person maintaining a household while living alone or with nonrelatives only.

Nonfarm Self-employment Net Income. The term is defined as net money income (gross receipts minus expenses) from an individual's own business, professional enterprise, or partnership. Gross receipts include the value of all goods sold and services rendered. Expenses include costs of goods purchased, rent, heat, light, power, depreciation charges, wages and salaries paid, business taxes (not personal income taxes), etc. In general, inventory changes are considered in determining net income; replies based on income tax returns or other official records do reflect inventory changes; however, when values of inventory changes are not reported, net income figures exclusive of inventory changes are accepted. The value of saleable merchandise consumed by the proprietors of retail stores is not included as part of net income.

Nonworker. A person who does not do any work in the calendar year preceding the survey.

Nonrelative of Householder With No Own Relatives in Household. A nonrelative of the householder who has no relative(s) of his own in the household. This category includes such nonrelatives as a foster child, a ward, a lodger, a servant, or a hired hand, who has no relatives of his own living with him in the household.

Nonrelative of Householder With Own Relatives (Including Spouse) in Household. Any household member who is not related to the householder but has relatives of his own in the household; for example, a lodger, his spouse, and their son.

Other Relative of Householder. Any relative of the householder other than his spouse or child; for example, father, mother, grandson, daughter-in-law, etc.

Own Child. A child related by birth, marriage, or adoption to the family householder.

Part-Time, Economic Reasons. The item includes slack work, material shortages, repairs to plant or equipment, start or termination of job during the week, and inability to find full-time work. (See also Full-Time Worker.)

Part-Time Other Reasons. The item includes labor dispute, bad weather, own illness, vacation, demands of home housework, school, no desire for full-time work, and full-time worker only during peak season.

Part-Time Work. Persons who work between 1 and 34 hours are designated as working "part-time" in the current job held during the reference week. For the March supplement, a person is classified as having worked part-time during the preceding calendar year if he worked less than 35 hours per week in a majority of the weeks in which he worked during the year. Conversely, he is classified as having worked full-time if he worked 35 hours or more per week during a majority of the weeks in which he worked.

Part-Year Work. Part-year work is classified as less than 50 weeks' work.

Pension Plan. The pension plan question on the March 1984 CPS attempted to identify if pension plan coverage was available through an employer or union and if the employee was included. This information was collected for civilian persons 15 years old and over who worked during 1983.

Population Coverage. Population coverage includes the civilian population of the United States plus approximately 820,000 members of the Armed Forces in the United States living off post or with their families on post but excludes all other members of the Armed Forces. This file excludes inmates of institutions. The labor force and work experience data are not collected for Armed Forces members.

Poverty. In this file, families and unrelated individuals are classified as being above or below the poverty level using a poverty index adopted by a Federal Interagency Committee in 1969 and slightly modified in 1981.

The modified index provides a range of income cutoffs or "poverty thresholds" adjusted to take into account family size, number of children, and age of the family householder or unrelated individual; prior to 1981, adjustments were also made on the basis of farm-nonfarm residence and sex of the householder. The impact of these revisions on the poverty estimates is minimal at the national level. The poverty cutoffs are updated every year to reflect changes in the Consumer Price Index. The average poverty threshold for a family of four was \$10,178 in 1983. For a detailed explanation of the poverty definition, see Current Population Reports, Series P-60, No. 144 "Characteristics of the Population Below the Poverty Level: 1982."

Public Assistance. (See Income.)

Public or Other Subsidized Housing. Participation in public housing is determined by two factors: program eligibility and the availability of housing.

Income standards for initial and continuing occupancy vary by local housing authority, although the limits are constrained by Federal guidelines. Rental charges, which, in turn, define net benefits, are set by a Federal statute not to exceed 30 percent of net monthly money income. A recipient unit can either be a family of two or more related persons or an individual who is handicapped, elderly, or displaced by urban renewal or natural disaster.

There are some programs through which housing assistance is provided to low-income families and individuals living in public or privately owned dwellings. Two of the more common types of programs in which Federal, State, and local funds are used to subsidize private sector housing are rent supplement and interest reduction plans. Under a rent supplement plan the difference between the "fair market" rent and the rent charged to the tenant is paid to the owner by a government agency. Under an interest reduction program the amount of interest paid on the mortgage by the owner is reduced so that subsequent savings can be passed along to low income tenants in the form of lower rent charges.

There were two questions dealing with public and low cost housing on the March 1984 CPS supplement questionnaire. The first question identifies residence in a housing unit owned by a public agency. The second question identifies beneficiaries who were not living in public housing projects, but who were paying lower rent due to a government subsidy. These questions differ from other questions covering noncash benefits in that they establish current reciprocity status in March 1984 rather than reciprocity status during 1983.

Race. The population is divided into three groups on the basis of race: White, Black, and Other races. The last category includes Indians, Japanese, Chinese, and any other race except White and Black. In most of the published tables, "Other Races" are shown in total population.

Receipts Not Counted as Income. Receipts from the following sources are not included as income: (1) money received from the sale of property, such as stocks, bonds, a house, or a car (unless the person was engaged in the business of selling such property, in which case the net proceeds would be counted as income from self-employment); (2) withdrawals of bank deposits; (3) money borrowed; (4) tax refunds; (5) gifts; and (6) lump-sum inheritances or insurance payments.

Reentrants. Persons who previously worked at a full-time job lasting two weeks or longer but who are out of the labor force prior to beginning to look for work.

Related Children. Related children in a family include own children and all other children in the household who are related to the householder by birth, marriage, or adoption. For each type of family unit identified in the CPS, the count of own children under 18 years old is limited to single (never married) children; however, "own children under 25" and "own children of any age," include all children regardless of marital status. The totals include never-married children living away from home in college dormitories.

Related Subfamily. A related subfamily is a married couple with or without children, or one parent with one or more own single (never married) children under 18 years old, living in a household and related to, but not including, the householder or spouse. The most common example of a related subfamily is a young married couple sharing the home of the husband's or wife's parents. The number of related subfamilies, is not included in the number of families. 110

School. A person who spent most of his time during the survey week attending any kind of public or private school, including trade or vocational schools in which students receive no compensation in money or kind.

School Lunches. The National School Lunch Program is designed to assist States in providing a school lunch for all children at moderate cost. The National School Lunch Act of 1946 was further amended in 1970 to provide free and reduced-price school lunches for children of needy families. The program is administered by the Food and Nutrition Service of the U.S. Department of Agriculture (USDA) through State educational agencies or through regional USDA nutrition services for nonprofit private schools. The program is funded by a combination of Federal funds and matching State funds.

All students eating lunches prepared at participating schools pay less than the total cost of the lunches. Some students pay the "full established" price for lunch (which itself is subsidized) while others pay a "reduced" price for lunch, and still others receive a "free" lunch. Program regulations require students receiving free lunches to live in households with incomes below 125 percent of the official poverty level. Those students receiving a reduced-price school lunch (10 to 20 cents per meal) live in households with incomes between 125 percent and 195 percent of the official poverty level. The data in this file, however, do not distinguish between reciprocity of free and reduced-price school lunches.

The questions on the March 1984 CPS provide a very limited amount of data for the school lunch program. Questions concerning the school lunch program were designed to identify the number of members 5 to 18 years old in households who "usually" ate a hot lunch. This defined the universe of household members usually receiving this noncash benefit. This was followed by a question to identify the number of members receiving free or reduced price lunches.

Secondary Individual. A secondary individual is a person in a household or group quarters such as a guest, roomer, boarder, or resident employee (excluding nonfamily households and inmates of institutions) who is not related to any other person in the household or group quarters.

Self-Employed. Self-employed persons are those who work for profit or fees in their own business, profession or trade, or operate a farm.

Spanish Origin. Persons of Spanish origin in this file are determined on the basis of a question that asked for self-identification of the person's origin or descent. Respondents are asked to select their origin (or the origin of some other household member) from a "flash card" listing ethnic origins. Persons of Spanish origin, in particular, are those who indicated that their origin was Mexican-American, Chicano, Mexican, Mexicano, Puerto Rican, Cuban, Central or South American, or other Spanish.

Stretches of Unemployment. A continuous stretch is one that is not interrupted by the person getting a job or leaving the labor market to go to school, to keep house, etc. A period of two weeks or more during which a person is employed or ceased looking for work is considered to break the continuity of the period of seeking work.

Total Money Income. The term is defined as the arithmetic sum of money wages and salaries, net income from self-employment, and income other than earnings.

The total income of a household is the arithmetic sum of the amounts received by all income recipients in the household.

Unable to Work. A person is classified as unable to work because of long-term physical or mental illness, lasting six months or longer.

Unemployed. (See Labor Force.)

Unemployment Compensation. (See Income.)

Unpaid Family Workers. Unpaid family workers are persons working without pay for 15 hours a week or more on a farm or in a business operated by a member of the household to whom they are related by birth or marriage.

Unrelated Individuals. Unrelated individuals are persons of any age (other than inmates of institutions) who are not living with any relatives. An unrelated individual may be (1) a nonfamily householder living alone or with nonrelatives only, (2) a roomer, boarder, or resident employee with no relatives in the household, or (3) a group quarters member who has no relatives living with him/her. Thus, a widow who occupies her house alone or with one or more other persons not related to her, a roomer not related to anyone else in the housing unit, a maid living as a member of her employer's household but with no relatives in the household, and a resident staff member in a hospital living apart from any relatives are all examples of unrelated individuals.

Unrelated Subfamily. An unrelated subfamily is a family that does not include among its members the householder and relatives of the householder. Members of unrelated subfamilies may include persons such as guests, roomers, boarders, or resident employees and their relatives living in a household. The number of unrelated subfamily members is included in the number of household members but is not included in the count of family members.

Persons living with relatives in group quarters were formerly considered as members of families. However, the number of such unrelated subfamilies became so small (37,000 in 1967) that beginning with the data for 1968 (and beginning with the census data for 1960) the Bureau of the Census includes persons in these unrelated subfamilies in the count of secondary individuals.

Veteran Status. If a male served at any time during the four major wars of this century, the code for the most recent wartime service is entered. The following codes are used:

- 0 Females, children under 15
- 1 Vietnam era
- 2 Korean
- 3 WWI
- 4 WWII
- 5 Other Service
- 6 Nonveteran

Wage and Salary Workers. Wage and salary workers receive wages, salary, commission, tips, or pay in kind from a private employer or from a governmental unit. Also included are persons who are self-employed in an incorporated business. (See income.)

Weeks Worked in the Income Year. Persons are classified according to the number of different weeks, during the preceding calendar year, in which they did any civilian work for pay or profit (including paid vacations and sick leave) or worked without pay on a family-operated farm or business.


Workers. (See Labor Force--Employed.)

Work Experience. Includes those persons who during the preceding calendar year did any work for pay or profit or worked without pay on a family-operated farm or business at any time during the year, on a part-time or full-time basis.

Year-Round Full-Time Worker. A year-round full-time worker is one who usually worked 35 hours or more per week for 50 weeks or more during the preceding calendar year.

Years of School Completed. Data on years of school completed are derived from the combination of answers to questions concerning the highest grade of school attended by the person and whether or not that grade is finished. Educational attainment applies only to progress in "regular" school. Such schools include graded public, private, and parochial elementary and high schools (both junior and senior high), colleges, universities, and professional schools, whether day schools or night schools. Thus, regular schooling is that which may advance a person toward an elementary school certificate or high school diploma, or a college, university, or professional school degree. Schooling in other than regular schools is counted only if the credits obtained are regarded as transferable to a school in the regular school system.

FACSIMILE OF BASIC QUESTIONNAIRE

<b>INTERVIEWER CHECK ITEM</b> Only CPS-1 for household ..... <input type="checkbox"/> First CPS-1 of continuation h'hold. .... <input type="checkbox"/> Second CPS-1 of continuation h'hold ..... <input type="checkbox"/> Third, fourth, and 5th CPS-1 ..... <input type="checkbox"/>	FORM CPS-1	 U.S. DEPARTMENT OF COMMERCE Bureau of the Census	CONTROL NUMBER			
	<b>CURRENT POPULATION SURVEY</b>					
	Form Approved - O.M.B. No. 0607-0049		Fedic 26.1:1	PSU	SEGMENT :	SERIAL

LINE NO. OF H'HOLD RESP. \_\_\_\_\_

NON H'HOLD RESPONDENT .....   
*(Specify and Send Intercomm)*

---

**INTERVIEW**  
 ANY ENTRY OTHER THAN NEVER WORKED IN ITEMS 23A-E in this CPS-1 ..... Yes  No

**NONINTERVIEW**  
 TYPE A .....   
 TYPE B  
 HOUSEHOLD ENTIRELY OCCUPIED BY ARMED FORCES MEMBERS ..... Yes  No   
 TYPE C .....   
*(SEND INTER COMM)*

**TELEPHONE HOLD**  
*(Mark this box for office "telephone hold" cases only)*

**INTERVIEWER CHECK ITEM**  
 CPS-665 being held for followup

CURRENT

POPULATION

SURVEY

MARCH 1984

Page 1

114

**CHILDREN'S (0-13 years old) TRANSCRIPTION ITEMS**  
(If more than 4 children in household, use continuation CPS-1 document.)

FIRST CHILD					
18A. LINE NO.	18B. RELATIONSHIP TO REFERENCE PERSON (Control Card item 14b)	18C. PARENT'S LINE NUMBER	18D. AGE	18G. SEX Male ..... <input type="radio"/> Female ..... <input type="radio"/>	18K. ORIGIN 1 1 2 2 3 3 4 4 5 5 6 6 7 7 8 8 9 9
1	Own Child.....	0 0	0 0		
2	Brother/Sister.....	1 1	1 1		
3	Other relative of Reference Person.....	2 2	2 2		
4	Non-rel. of Reference Person—WITH OWN RELS. in household.....	3 3	3 3		
5	Non-rel. of Reference Person—NO OWN rels. in household.....	4 4	4 4		
6	None	5 5	5 5		
7		6 6	6 6		
8		7 7	7 7		
9		8 8	8 8		
		9 9	9 9		

SECOND CHILD					
18A. LINE NO.	18B. RELATIONSHIP TO REFERENCE PERSON (Control Card item 14b)	18C. PARENT'S LINE NUMBER	18D. AGE	18G. SEX Male ..... <input type="radio"/> Female ..... <input type="radio"/>	18K. ORIGIN 0 0 1 1 2 2 3 3 4 4 5 5 6 6 7 7 8 8 9 9
1	Own Child.....	0 0	0 0		
2	Brother/Sister.....	1 1	1 1		
3	Other relative of Reference Person.....	2 2	2 2		
4	Non-rel. of Reference Person—WITH OWN RELS. in household.....	3 3	3 3		
5	Non-rel. of Reference Person—NO OWN rels. in household.....	4 4	4 4		
6	None	5 5	5 5		
7		6 6	6 6		
8		7 7	7 7		
9		8 8	8 8		
		9 9	9 9		

THIRD CHILD					
18A. LINE NO.	18B. RELATIONSHIP TO REFERENCE PERSON (Control Card item 14b)	18C. PARENT'S LINE NUMBER	18D. AGE	18G. SEX Male ..... <input type="radio"/> Female ..... <input type="radio"/>	18K. ORIGIN 0 0 1 1 2 2 3 3 4 4 5 5 6 6 7 7 8 8 9 9
1	Own Child.....	0 0	0 0		
2	Brother/Sister.....	1 1	1 1		
3	Other relative of Reference Person.....	2 2	2 2		
4	Non-rel. of Reference Person—WITH OWN RELS. in household.....	3 3	3 3		
5	Non-rel. of Reference Person—NO OWN rels. in household.....	4 4	4 4		
6	None	5 5	5 5		
7		6 6	6 6		
8		7 7	7 7		
9		8 8	8 8		
		9 9	9 9		

FOURTH CHILD					
18A. LINE NO.	18B. RELATIONSHIP TO REFERENCE PERSON (Control Card item 14b)	18C. PARENT'S LINE NUMBER	18D. AGE	18G. SEX Male ..... <input type="radio"/> Female ..... <input type="radio"/>	18K. ORIGIN 0 0 1 1 2 2 3 3 4 4 5 5 6 6 7 7 8 8 9 9
1	Own Child.....	0 0	0 0		
2	Brother/Sister.....	1 1	1 1		
3	Other relative of Reference Person.....	2 2	2 2		
4	Non-rel. of Reference Person—WITH OWN RELS. in household.....	3 3	3 3		
5	Non-rel. of Reference Person—NO OWN rels. in household.....	4 4	4 4		
6	None	5 5	5 5		
7		6 6	6 6		
8		7 7	7 7		
9		8 8	8 8		
		9 9	9 9		

**ARMED FORCES MEMBERS TRANSCRIPTION ITEMS**  
(Fill only in interest household for persons with "AF" in CC item 22.  
If more than 2 AF persons in household, use continuation CPS-1 document.)

FIRST ARMED FORCES MEMBER					
18A. LINE NO.	18B. RELATIONSHIP TO REFERENCE PERSON Reference Person WITH other relatives in household..... <input type="radio"/> Reference Person with NO other relatives in household..... <input type="radio"/>	18C. PARENT'S LINE NUMBER	18D. AGE	18E. MARITAL STATUS Married—civilian spouse present..... <input type="radio"/> Married—Armed Forces spouse present..... <input type="radio"/> Married—spouse absent in Armed Forces..... <input type="radio"/> Married—spouse absent other reasons (Exclude separated)..... <input type="radio"/> Widowed..... <input type="radio"/> Divorced..... <input type="radio"/> Separated..... <input type="radio"/> Never married..... <input type="radio"/>	
1	Husband.....	1 1	1 1		
2	Wife.....	2 2	2 2		
3	Own child.....	3 3	3 3		
4	Parent.....	4 4	4 4		
5	Brother/Sister.....	5 5	5 5		
6	Other rel. of Ref. Person.....	6 6	6 6		
7	Non-rel. of Ref. Person WITH OWN relatives in household.....	7 7	7 7		
8	Non-rel. of Ref. Person with NO OWN relatives in household.....	8 8	8 8		
9	None	9 9	9 9		


18F. SPOUSE'S LINE NO.	18G. SEX Male ..... <input type="radio"/> Female ..... <input type="radio"/>	18H. HIGHEST GRADE ATTENDED E H C I I I 2 2 2 3 3 3 4 4 4 5 5 5 6 6 6 7 7 7 8 8 8 9 9 9 None	18I. GRADE COMPLETED Yes ..... <input type="radio"/> No ..... <input type="radio"/>	18J. RACE 1. White..... <input type="radio"/> 2. Black..... <input type="radio"/> 3. Amer. Indian, Aleut, Eskimo..... <input type="radio"/> 4. Asian or Pacific Isl..... <input type="radio"/> 5. Other..... <input type="radio"/>	18K. ORIGIN 0 0 1 1 2 2 3 3 4 4 5 5 6 6 7 7 8 8 9 9
1	Male	E H C	Yes	1. White	0 0
2	Female	I I I	No	2. Black	1 1
3		2 2 2		3. Amer. Indian, Aleut, Eskimo	2 2
4		3 3 3		4. Asian or Pacific Isl.	3 3
5		4 4 4		5. Other	4 4
6		5 5 5			5 5
7		6 6 6			6 6
8		7 7 7			7 7
9		8 8 8			8 8
		9 9 9			9 9
		None			

SECOND ARMED FORCES MEMBER					
18A. LINE NO.	18B. RELATIONSHIP TO REFERENCE PERSON Reference Person WITH other relatives in household..... <input type="radio"/> Reference Person with NO other relatives in household..... <input type="radio"/>	18C. PARENT'S LINE NUMBER	18D. AGE	18E. MARITAL STATUS Married—civilian spouse present..... <input type="radio"/> Married—Armed Forces spouse present..... <input type="radio"/> Married—spouse absent in Armed Forces..... <input type="radio"/> Married—spouse absent other reasons (Exclude separated)..... <input type="radio"/> Widowed..... <input type="radio"/> Divorced..... <input type="radio"/> Separated..... <input type="radio"/> Never married..... <input type="radio"/>	
1	Husband.....	1 1	1 1		
2	Wife.....	2 2	2 2		
3	Own child.....	3 3	3 3		
4	Parent.....	4 4	4 4		
5	Brother/Sister.....	5 5	5 5		
6	Other rel. of Ref. Person.....	6 6	6 6		
7	Non-rel. of Ref. Person WITH OWN relatives in household.....	7 7	7 7		
8	Non-rel. of Ref. Person with NO OWN relatives in household.....	8 8	8 8		
9	None	9 9	9 9		

18F. SPOUSE'S LINE NO.	18G. SEX Male ..... <input type="radio"/> Female ..... <input type="radio"/>	18H. HIGHEST GRADE ATTENDED E H C I I I 2 2 2 3 3 3 4 4 4 5 5 5 6 6 6 7 7 7 8 8 8 9 9 9 None	18I. GRADE COMPLETED Yes ..... <input type="radio"/> No ..... <input type="radio"/>	18J. RACE 1. White..... <input type="radio"/> 2. Black..... <input type="radio"/> 3. Amer. Indian, Aleut, Eskimo..... <input type="radio"/> 4. Asian or Pacific Isl..... <input type="radio"/> 5. Other..... <input type="radio"/>	18K. ORIGIN 0 0 1 1 2 2 3 3 4 4 5 5 6 6 7 7 8 8 9 9
1	Male	E H C	Yes	1. White	0 0
2	Female	I I I	No	2. Black	1 1
3		2 2 2		3. Amer. Indian, Aleut, Eskimo	2 2
4		3 3 3		4. Asian or Pacific Isl.	3 3
5		4 4 4		5. Other	4 4
6		5 5 5			5 5
7		6 6 6			6 6
8		7 7 7			7 7
9		8 8 8			8 8
		9 9 9			9 9
		None			



<b>1. INTERVIEWER CHECK ITEM</b> Only CPS-1 for household ..... <input type="checkbox"/> (Fill all applicable items on this page) First CPS-1 of continuation h'hd. .... <input type="checkbox"/> Second CPS-1 of continuation h'hd. .... <input type="checkbox"/> (Transcribe items 2-13 from first CPS-1) Third, fourth, etc. CPS-1. .... <input type="checkbox"/>		<b>FORM CPS-1</b>  <b>U.S. DEPARTMENT OF COMMERCE</b> Bureau of the Census <b>CURRENT POPULATION SURVEY</b> Form Approved - O.M.B. No. 0607-0049		<b>2. SAMPLE</b> A B C D E O O O O O		<b>3. CONTROL NUMBER</b>   															
MONTH <input type="checkbox"/> <input type="checkbox"/> <input type="checkbox"/> <input type="checkbox"/> <input type="checkbox"/> <input type="checkbox"/> <input type="checkbox"/> <input type="checkbox"/> <input type="checkbox"/> <input type="checkbox"/> <input type="checkbox"/> <input type="checkbox"/> <input type="checkbox"/> <input type="checkbox"/> <input type="checkbox"/> <input type="checkbox"/> YEAR <input type="checkbox"/> <input type="checkbox"/> <input type="checkbox"/> <input type="checkbox"/> <input type="checkbox"/> <input type="checkbox"/> <input type="checkbox"/> <input type="checkbox"/> <input type="checkbox"/> <input type="checkbox"/> <input type="checkbox"/> <input type="checkbox"/> <input type="checkbox"/> <input type="checkbox"/> <input type="checkbox"/> <input type="checkbox"/>		<b>4. TYPE OF LIVING QUARTERS</b> <b>HOUSING UNIT</b> <input type="checkbox"/> <b>OTHER UNIT</b> <input type="checkbox"/> House, apartment, flat ..... <input type="checkbox"/> Quarters not HU in rooming or boarding house <input type="checkbox"/> HU in nontransient hotel, motel, etc. .... <input type="checkbox"/> HU, permanent, in transient hotel, motel, etc. <input type="checkbox"/> HU in rooming house ..... <input type="checkbox"/> Unit not permanent in transient hotel, motel, etc. .... <input type="checkbox"/> Mobile home or trailer ..... <input type="checkbox"/> Tent site or trailer site ..... <input type="checkbox"/> HU not specified above (Describe below) .... <input type="checkbox"/> Other not HU (Describe below) .... <input type="checkbox"/>		<b>5a. LAND USAGE</b> (TRANSCRIBE from C.C. item 10 or 11) A <input type="checkbox"/> <input type="checkbox"/> <input type="checkbox"/> <input type="checkbox"/> <input type="checkbox"/> <input type="checkbox"/> <input type="checkbox"/> <input type="checkbox"/> <input type="checkbox"/> <input type="checkbox"/> <input type="checkbox"/> <input type="checkbox"/> <input type="checkbox"/> <input type="checkbox"/> <input type="checkbox"/> <input type="checkbox"/> B <input type="checkbox"/> <input type="checkbox"/> <input type="checkbox"/> <input type="checkbox"/> <input type="checkbox"/> <input type="checkbox"/> <input type="checkbox"/> <input type="checkbox"/> <input type="checkbox"/> <input type="checkbox"/> <input type="checkbox"/> <input type="checkbox"/> <input type="checkbox"/> <input type="checkbox"/> <input type="checkbox"/> <input type="checkbox"/> C <input type="checkbox"/> <input type="checkbox"/> <input type="checkbox"/> <input type="checkbox"/> <input type="checkbox"/> <input type="checkbox"/> <input type="checkbox"/> <input type="checkbox"/> <input type="checkbox"/> <input type="checkbox"/> <input type="checkbox"/> <input type="checkbox"/> <input type="checkbox"/> <input type="checkbox"/> <input type="checkbox"/> <input type="checkbox"/> (Fill 1 (Fill 5a)) D <input type="checkbox"/> <input type="checkbox"/> <input type="checkbox"/> <input type="checkbox"/> <input type="checkbox"/> <input type="checkbox"/> <input type="checkbox"/> <input type="checkbox"/> <input type="checkbox"/> <input type="checkbox"/> <input type="checkbox"/> <input type="checkbox"/> <input type="checkbox"/> <input type="checkbox"/> <input type="checkbox"/> <input type="checkbox"/>		<b>6. PSU NO.</b> . . . . . <b>7. SEGMENT NO.</b> . . . . . <b>8. SERIAL NO.</b> . . . . . <b>9. HOUSE-HOLD NO.</b> . . . . .															
<b>10. INTERVIEWER CODE</b> A B C D E F G H J K L M <input type="checkbox"/> <input type="checkbox"/> <input type="checkbox"/> <input type="checkbox"/> <input type="checkbox"/> <input type="checkbox"/> <input type="checkbox"/> <input type="checkbox"/> <input type="checkbox"/> <input type="checkbox"/> <input type="checkbox"/> <input type="checkbox"/> <input type="checkbox"/> <input type="checkbox"/> <input type="checkbox"/> <input type="checkbox"/>		<b>11. DATE COMPLETED</b> . . . . . <input type="checkbox"/> <input type="checkbox"/> <input type="checkbox"/> <input type="checkbox"/> <input type="checkbox"/> <input type="checkbox"/> <input type="checkbox"/> <input type="checkbox"/> <input type="checkbox"/> <input type="checkbox"/> <input type="checkbox"/> <input type="checkbox"/> <input type="checkbox"/> <input type="checkbox"/> <input type="checkbox"/> <input type="checkbox"/>		<b>12. LINE NO. OF H'HD RESP.</b> <input type="checkbox"/> <input type="checkbox"/> <input type="checkbox"/> <input type="checkbox"/> <input type="checkbox"/> <input type="checkbox"/> <input type="checkbox"/> <input type="checkbox"/> <input type="checkbox"/> <input type="checkbox"/> <input type="checkbox"/> <input type="checkbox"/> <input type="checkbox"/> <input type="checkbox"/> <input type="checkbox"/> <input type="checkbox"/>		Non. h'hd. resp. (Specify) <input type="checkbox"/> (Send Inter Comm)															
<b>13. TYPE INTERVIEW</b> Noninterview <input type="checkbox"/> Personal ..... <input type="checkbox"/> Tel. - regular ..... <input type="checkbox"/> Tel. - callback ..... <input type="checkbox"/> ICR filled ..... <input type="checkbox"/>		<b>NONINTERVIEW</b> <table border="1" style="width:100%; border-collapse: collapse;"> <tr> <th style="width:25%;">TYPE A</th> <th style="width:25%;">TYPE B</th> <th style="width:25%;">TYPE C (Send Inter Comm)</th> <th style="width:25%;">SEASONAL STATUS</th> </tr> <tr> <td> <b>14. (Mark reason and race.)</b>  <table border="1" style="width:100%; border-collapse: collapse;"> <tr> <th>REASON</th> <th>RACE</th> </tr> <tr> <td>No one home <input type="checkbox"/></td> <td>White... <input type="checkbox"/></td> </tr> <tr> <td>Temporarily absent... <input type="checkbox"/></td> <td>Black... <input type="checkbox"/></td> </tr> <tr> <td>Refused... <input type="checkbox"/></td> <td>All other <input type="checkbox"/></td> </tr> <tr> <td>Other - Occ. (Describe below) <input type="checkbox"/></td> <td></td> </tr> </table> </td> <td> <b>15.</b>            Vacant - regular ..... <input type="checkbox"/> (Fill 16)            Vacant - storage of h'hd furniture <input type="checkbox"/>            Temp. occ. by persons with URE... <input type="checkbox"/>            Unfit or to be demolished... <input type="checkbox"/>            Under construction, not ready... <input type="checkbox"/>            Converted to temp. business or storage... <input type="checkbox"/>            Occ. by Armed Force members or persons under 14... <input type="checkbox"/> (Omit 16-17)            Unoccupied tent site or trailer site Permit granted, construction not started... <input type="checkbox"/>            Other (Specify below) ..... <input type="checkbox"/> </td> <td>           Demolished ..... <input type="checkbox"/>            House or trailer moved... <input type="checkbox"/>            Outside segment ..... <input type="checkbox"/>            Converted to permanent business or storage... <input type="checkbox"/> (Omit 16-17)            Merged ..... <input type="checkbox"/>            Condemned ..... <input type="checkbox"/>            Built after April 1, 1970            Unused line of listing sheet ..... <input type="checkbox"/>            Other (Describe below) ... <input type="checkbox"/> </td> <td> <b>16. This unit is intended for occupancy:</b>            Year round ..... <input type="checkbox"/> (Fill HVS if HU in item 4)            By migratory workers ..... <input type="checkbox"/> (Fill item 17 below if HU in item 4)            Seasonally ..... <input type="checkbox"/>  <b>17. This unit is intended for occupancy:</b>            Summers only ..... <input type="checkbox"/> (Transcribe as instructed on back of Control Card)            Winters only ..... <input type="checkbox"/>            Other (Describe below) <input type="checkbox"/> </td> </tr> </table>		TYPE A	TYPE B	TYPE C (Send Inter Comm)	SEASONAL STATUS	<b>14. (Mark reason and race.)</b> <table border="1" style="width:100%; border-collapse: collapse;"> <tr> <th>REASON</th> <th>RACE</th> </tr> <tr> <td>No one home <input type="checkbox"/></td> <td>White... <input type="checkbox"/></td> </tr> <tr> <td>Temporarily absent... <input type="checkbox"/></td> <td>Black... <input type="checkbox"/></td> </tr> <tr> <td>Refused... <input type="checkbox"/></td> <td>All other <input type="checkbox"/></td> </tr> <tr> <td>Other - Occ. (Describe below) <input type="checkbox"/></td> <td></td> </tr> </table>	REASON	RACE	No one home <input type="checkbox"/>	White... <input type="checkbox"/>	Temporarily absent... <input type="checkbox"/>	Black... <input type="checkbox"/>	Refused... <input type="checkbox"/>	All other <input type="checkbox"/>	Other - Occ. (Describe below) <input type="checkbox"/>		<b>15.</b> Vacant - regular ..... <input type="checkbox"/> (Fill 16) Vacant - storage of h'hd furniture <input type="checkbox"/> Temp. occ. by persons with URE... <input type="checkbox"/> Unfit or to be demolished... <input type="checkbox"/> Under construction, not ready... <input type="checkbox"/> Converted to temp. business or storage... <input type="checkbox"/> Occ. by Armed Force members or persons under 14... <input type="checkbox"/> (Omit 16-17) Unoccupied tent site or trailer site Permit granted, construction not started... <input type="checkbox"/> Other (Specify below) ..... <input type="checkbox"/>	Demolished ..... <input type="checkbox"/> House or trailer moved... <input type="checkbox"/> Outside segment ..... <input type="checkbox"/> Converted to permanent business or storage... <input type="checkbox"/> (Omit 16-17) Merged ..... <input type="checkbox"/> Condemned ..... <input type="checkbox"/> Built after April 1, 1970 Unused line of listing sheet ..... <input type="checkbox"/> Other (Describe below) ... <input type="checkbox"/>	<b>16. This unit is intended for occupancy:</b> Year round ..... <input type="checkbox"/> (Fill HVS if HU in item 4) By migratory workers ..... <input type="checkbox"/> (Fill item 17 below if HU in item 4) Seasonally ..... <input type="checkbox"/> <b>17. This unit is intended for occupancy:</b> Summers only ..... <input type="checkbox"/> (Transcribe as instructed on back of Control Card) Winters only ..... <input type="checkbox"/> Other (Describe below) <input type="checkbox"/>
TYPE A	TYPE B	TYPE C (Send Inter Comm)	SEASONAL STATUS																		
<b>14. (Mark reason and race.)</b> <table border="1" style="width:100%; border-collapse: collapse;"> <tr> <th>REASON</th> <th>RACE</th> </tr> <tr> <td>No one home <input type="checkbox"/></td> <td>White... <input type="checkbox"/></td> </tr> <tr> <td>Temporarily absent... <input type="checkbox"/></td> <td>Black... <input type="checkbox"/></td> </tr> <tr> <td>Refused... <input type="checkbox"/></td> <td>All other <input type="checkbox"/></td> </tr> <tr> <td>Other - Occ. (Describe below) <input type="checkbox"/></td> <td></td> </tr> </table>	REASON	RACE	No one home <input type="checkbox"/>	White... <input type="checkbox"/>	Temporarily absent... <input type="checkbox"/>	Black... <input type="checkbox"/>	Refused... <input type="checkbox"/>	All other <input type="checkbox"/>	Other - Occ. (Describe below) <input type="checkbox"/>		<b>15.</b> Vacant - regular ..... <input type="checkbox"/> (Fill 16) Vacant - storage of h'hd furniture <input type="checkbox"/> Temp. occ. by persons with URE... <input type="checkbox"/> Unfit or to be demolished... <input type="checkbox"/> Under construction, not ready... <input type="checkbox"/> Converted to temp. business or storage... <input type="checkbox"/> Occ. by Armed Force members or persons under 14... <input type="checkbox"/> (Omit 16-17) Unoccupied tent site or trailer site Permit granted, construction not started... <input type="checkbox"/> Other (Specify below) ..... <input type="checkbox"/>	Demolished ..... <input type="checkbox"/> House or trailer moved... <input type="checkbox"/> Outside segment ..... <input type="checkbox"/> Converted to permanent business or storage... <input type="checkbox"/> (Omit 16-17) Merged ..... <input type="checkbox"/> Condemned ..... <input type="checkbox"/> Built after April 1, 1970 Unused line of listing sheet ..... <input type="checkbox"/> Other (Describe below) ... <input type="checkbox"/>	<b>16. This unit is intended for occupancy:</b> Year round ..... <input type="checkbox"/> (Fill HVS if HU in item 4) By migratory workers ..... <input type="checkbox"/> (Fill item 17 below if HU in item 4) Seasonally ..... <input type="checkbox"/> <b>17. This unit is intended for occupancy:</b> Summers only ..... <input type="checkbox"/> (Transcribe as instructed on back of Control Card) Winters only ..... <input type="checkbox"/> Other (Describe below) <input type="checkbox"/>								
REASON	RACE																				
No one home <input type="checkbox"/>	White... <input type="checkbox"/>																				
Temporarily absent... <input type="checkbox"/>	Black... <input type="checkbox"/>																				
Refused... <input type="checkbox"/>	All other <input type="checkbox"/>																				
Other - Occ. (Describe below) <input type="checkbox"/>																					

**27. TENURE**   (Transcribe from Control Card item 9)   Owned or being bought .....    Rented .....    No cash rent .....		**USE OF TELEPHONE**  **28A. Telephone in Household**   (Transcribe from C.C. item 30a)   Yes  (Ship to 29c)   No  (Fill 29b)		**HOUSEHOLD ITEMS**   Fill after basic labor force interview and proceed to CPS-665		**NOTES:**		
**28. TOTAL FAMILY INCOME**   (Transcribe from Control Card item 33)    A : E : I : M :   B : F : J : N :   C : G : K :   D : H : L :		**29B. Telephone Available**   (Transcribe from C.C. item 30b)   Yes  (Fill 29c)    No  (End telephone transcription)		**30A. INTERVIEWER CHECK ITEM**   (From Control Card item 25)   Is Spanish origin (Codes 10 through 17) entered on the Control Card for any person 14+ in this household?   Yes  (Ask 30b) No  (Go to CPS-665)				
**29C. Telephone Interview Acceptable**   (Transcribe from C.C. item 30d)   Yes  (End telephone transcription)   No		**30B. Did (Read name of Reference Person) live at this address during the week of November 18, 1963?**   Yes  (Fill 30c) No  (Go to CPS-665)						
**REMINDER**   Fill items 18A-18K on pages 2, 5, 7, 9, and 11.		**30C. INTERVIEWER CHECK ITEM**   (From Control Card item 25)   Is reference person's origin code 10 through 17?   Yes  (Go to CPS-665) No  (Ask 30d)						
		**30D. Did any of the following household members live here during the week of November 18, 1963?**   (Read all household member names with codes 10-17 in cc item 25.)    Yes  (Go to CPS-665)   No		**CODER NUMBER**     A B C D E F G H J K L M                    C I F 3 4 5 6 7 8 9				

18. LINE NUMBER

19. What was ... doing most of LAST WEEK -  
 Working  
 Keeping house  
 Going to school  
 or something else?

Working (Ship to 20A) ... WK  
 With a job but not at work ... J  
 Looking for work ... LK  
 Keeping house ... H  
 Going to school ... S  
 Unable to work (Ship to 24) ... U  
 Retired ... R  
 Other (Specify) ... OT

20. Did ... do any work at all LAST WEEK, not counting work around the house?  
 (Note: If firm or business operator in h.h., ask about unpaid work.)  
 Yes  No  (Go to 21)

20A. How many hours did ... work LAST WEEK at all jobs?  
 0 1 2 3 4 5 6 7 8 9

20B. INTERVIEWER CHECK ITEM  
 49 (Ship to Item 23)  
 1-34 (Go to 20C)  
 35-48 (Go to 20D)

20C. Does ... USUALLY work 35 hours or more a week at this job?  
 Yes  What is the reason ... worked less than 35 hours LAST WEEK?  
 What is the reason ... USUALLY works less than 35 hours a week?  
 (Mark the appropriate reason)  
 Slack work  
 Material shortage  
 Plant or machine repair  
 New job started during week  
 Job terminated during week  
 Could find only part-time work  
 Holiday (Legal or religious)  
 Labor dispute  
 Bad weather  
 Own illness  
 On vacation  
 Too busy with housework, school, personal bus., etc.  
 Did not want full-time work  
 Full-time work week under 35 hours  
 Other reason (Specify)

20D. Did ... lose any time or take any time off LAST WEEK for any reason such as illness, holiday or slack work?  
 Yes  How many hours did ... take off?  
 (Correct 20A if last time not already deducted; if 20A reduced below 35, correct 20B and fill 20C; otherwise, skip to 23.)  
 No  (Ship to 23)

20E. Did ... work any overtime or at more than one job LAST WEEK?  
 Yes  How many extra hours did ... work?  
 (Correct 20A and 20B as necessary if extra hours not already included and skip to 23.)  
 No  (Ship to 23)

21. (If J in 19, skip to 21A.)  
 Did ... have a job or business from which he/she was temporarily absent or on layoff LAST WEEK?  
 Yes  No  (Go to 22)

21A. Why was ... absent from work LAST WEEK?  
 Own illness  
 On vacation  
 Bad weather  
 Labor dispute  
 New job to begin within 30 days  
 Temporary layoff (Under 30 days)  
 Indefinite layoff (30 days or more or no def. recall date)  
 Other (Specify)

21B. Is ... getting wage or salary for any of the time off LAST WEEK?  
 Yes  No  Self-employed

21C. Does ... usually work 35 hours or more a week at this job?  
 Yes  No

(Ship to 23 and enter job held last week)

22. (If LK in 19, skip to 22A.)  
 Has ... been looking for work during the past 4 weeks?  
 Yes  No  (Go to 24)

22A. What has ... been doing in the last 4 weeks to find work? (Mark all methods used; do not read list.)  
 Checked with -  
 pub. employ. agency  
 prt. employ. agency  
 employer directly  
 friends or relatives  
 Placed or answered ads  
 Nothing  
 Other (Specify in notes, e.g., CETA, union or prof. register, etc.)

22B. Why did ... start looking for work? Was it because ... lost or quit a job at that time (pass) or was there some other reason?  
 Lost job  
 Quit job  
 Left school  
 Wanted temporary work  
 Other (Specify in notes)

22C. 1) How many weeks has ... been looking for work?  
 2) How many weeks ago did ... start looking for work?  
 3) How many weeks ago was ... laid off?

22D. Has ... been looking for full-time or part-time work?  
 Full  Part

22E. Is there any reason you ... could not take a job LAST WEEK?  
 Yes  Already has a job  
 Temporary illness  
 Going to school  
 No  Other (Specify in notes)

22F. When did ... last work at a full-time job or business lasting 2 consecutive weeks or more?  
 Within last 12 months (Specify) (Month)  
 One to five years ago  
 More than 5 years ago  
 Never worked full-time 2 wks. or more  
 Never worked at all  
 (SKIP to 23, if layoff entered in 21A, enter job, either full or part time, from which laid off. Else enter last full time job lasting 2 weeks or more, or "never worked.")

23. DESCRIPTION OF JOB OR BUSINESS  
 23A. For whom did ... work? (Name of company, business, organization or other employer.)  
 23B. What kind of business or industry is this? (For example: TV and radio mfg., retail shoe store, State Labor Dept., farm.)  
 23C. What kind of work was ... doing? (For example: electrical engineer, stock clerk, typist, farmer.)  
 23D. What were ...'s most important activities or duties at this job? (For example: types, keeps account books, files, sells cars, operates printing press, finishes concrete.)

24. INTERVIEWER CHECK ITEM  
 (Rotation number)  
 First digit of SEGMENT number is:  
 2, 3, 4, 6, 7 or 8 (Ship to 26)  
 1 or 5 (Go to 24A)

24A. When did ... last work for pay at a regular job or business, either full- or part-time?  
 Within past 12 months  
 1 up to 2 years ago  
 2 up to 3 years ago  
 3 up to 4 years ago  
 4 up to 5 years ago  
 5 or more years ago  
 Never worked  
 (Ship to 24C)

24B. Why did ... leave that job?  
 Personal, family (incl. pregnancy) or school  
 Health  
 Retirement or old age  
 Seasonal job completed  
 Slack work or business conditions  
 Temporary nonseasonal job completed  
 Unsatisfactory work arrangements (Hours, pay, etc.)  
 Other

24C. Does ... want a regular job now, either full- or part-time?  
 Yes  Maybe - it depends (Specify in notes)  
 No  Don't know

24D. What are the reasons ... is not looking for work?  
 (Mark each reason mentioned)  
 Believes no work available in line of work or area  
 Couldn't find any work  
 Lacks nec. schooling, training, skills or experience  
 Employers think too young or too old  
 Other pers. handicap in finding job  
 Can't arrange child care  
 Family responsibilities  
 In school or other training  
 Ill health, physical disability  
 Other (Specify in notes)  
 Don't know

24E. Does ... intend to look for work of any kind in the next 12 months?  
 Yes  It depends (Specify in notes)  
 No  Don't know  
 (If entry in 24B, describe job in 23, otherwise, skip to 26)

25. INTERVIEWER CHECK ITEM  
 (Rotation number)  
 First digit of SEGMENT number is:  
 2, 3, 4, 6, 7 or 8 (Ship to 26)  
 1 or 5 (Go to 25A)

25A. How many hours per week does ... USUALLY work at this job?  
 0 1 2 3 4 5 6 7 8 9

25B. Is ... paid by the hour on this job?  
 Yes  No  (Go to 25C)

25C. How much does ... earn per hour?  
 Dollars Cents  
 \$ 5 50

25D. How much does ... USUALLY earn per week at this job BEFORE deductions? Include any overtime pay, commission, or tips usually received.  
 \$

25E. On this job, is ... a member of a labor union or of an employee association similar to a union?  
 Yes  No  (Ship to 26)

25F. On this job, is ... covered by a union or employee association contract?  
 Yes  No  (Go to 26)

23F. INTERVIEWER CHECK ITEM  
 Entry for NA in item 20A  
 Entry for NA in item 21B  
 All other cases (Ship to 26)

23G. Was this person an employee of PRIVATE Co., bus., or individual for wages, salary or comm.?  
 A FEDERAL government employee  
 A STATE government employee  
 A LOCAL government employee  
 Self-empl. in OWN bus., prof. practice, or farm  
 Is the business incorporated?  
 Working WITHOUT PAY in fam. bus. or farm.  
 NEVER WORKED

OFFICE USE ONLY  
 INDUSTRY  
 OCCUPATION  
 Ref. O M

18A. LINE NO.	18B. RELATIONSHIP TO REFERENCE PERSON	18C. PARENT'S LINE NUMBER	18D. AGE	18E. MARITAL STATUS	18F. SPOUSE'S LINE NUMBER	18G. SEX AND VETERAN STATUS	18H. HIGHEST GRADE ATTENDED	18I. GRADE COMPLETED	18J. RACE	18K. ORIGIN
	Reference Person WITH other relatives in household ... <input type="checkbox"/>	<input type="checkbox"/>	<input type="checkbox"/>	Married - civilian spouse present ... <input type="checkbox"/>	<input type="checkbox"/>	Male (Also Mark Vet. Status) <input type="checkbox"/>	E H C	Yes <input type="checkbox"/>	1. White ... <input type="checkbox"/>	
	Reference Person with NO other relatives in household	<input type="checkbox"/>	<input type="checkbox"/>	Married - Armed Forces spouse present ... <input type="checkbox"/>	<input type="checkbox"/>	Vietnam Era <input type="checkbox"/>	1 1 1	No <input type="checkbox"/>	2. Black ... <input type="checkbox"/>	
	Husband	1	1	Married - spouse absent in Armed Forces ... <input type="checkbox"/>	1	Korean War <input type="checkbox"/>	2 2 2		3. Amer. Indian, Aleut, Eskimo ... <input type="checkbox"/>	
	Wife	2	2	Married - spouse absent other reasons (Exclude separated) ... <input type="checkbox"/>	2	World War I <input type="checkbox"/>	3 3 3		4. Asian or Pacific Isl. ... <input type="checkbox"/>	
	Own child	3	3	Divorced ... <input type="checkbox"/>	3	Other Service <input type="checkbox"/>	4 4 4		5. Other ... <input type="checkbox"/>	
	Parent	4	4	Separated ... <input type="checkbox"/>	4	Nonveteran <input type="checkbox"/>	5 5 5			
	Brother/Sister	5	5	Never married ... <input type="checkbox"/>	5	Female ... <input type="checkbox"/>	6 6 6			
	Other rel. of Ref. Person	6	6		6		7 7 7			
	Non-rel. of Ref. Person WITH OWN relatives in household ... <input type="checkbox"/>	<input type="checkbox"/>	<input type="checkbox"/>		<input type="checkbox"/>		8 8 8			
	Non-rel. of Ref. Person with NO OWN relatives in household ... <input type="checkbox"/>	<input type="checkbox"/>	<input type="checkbox"/>		<input type="checkbox"/>		9 9 9			

**26. INTERVIEWER CHECK ITEM**  
(Transcribe from control card item 18)

This person is  
 16-24 years of age  (Ask 26A)  
 All others ...  (End Questions)

**26A. (If 'School' in 19, Verify) Is ... attending or enrolled in a high school, college, or university?**  
 (Mark "Yes" if currently on holiday or seasonal vacation. Mark "No" for summer vacation).  
 Yes  (Verify) No  (End Questions)

High School ...   
 College or Univ. ...  (Ask 26B)

**26B. Is ... enrolled in school as a full-time or part-time student?**  
 Full time   
 Part time  **END QUESTIONS**

**18L. SOCIAL SECURITY NUMBER**  
(Transcribe from cc item 26e)

C None

**REMINDER:**  
**ASK THE L. F. ITEMS FOR ALL H.H. MEMBERS BEFORE ASKING THE SUPPLEMENT**  
 If last person, go to item 30A on page 3; then fill corresponding transcription item 18A, 18D, and 18G on the CPS-665 for this person.

FACSIMILE OF MARCH SUPPLEMENT QUESTIONNAIRE

<p><b>1. INTERVIEWER CHECK ITEM</b></p> <p>Only CPS-665 for household ..... (Fill all applicable items on this page)</p> <p>First CPS-665 of continuation h'hd. .... (Transcribe items 3, 6-9, 13) from first CPS-665)</p> <p>Second CPS-665 of continuation h'hd. ....</p> <p>Thrd, fourth, etc CPS-665. ....</p>	<p>FORM CPS-665</p> <p>U.S. DEPARTMENT OF COMMERCE BUREAU OF THE CENSUS</p> <p><b>C P S - 6 6 5</b></p> <p><b>INCOME SUPPLEMENT</b></p> <p>Form Approved - G.M.B. No. 0607-0354</p> <p>MARCH 1984</p>	<p><b>3. CONTROL NUMBER</b></p>																																								
<p><b>10. INTERVIEWER CODE</b></p> <p>A B C D E F G H J K L M</p> <p>.....</p> <p>.....</p> <p>.....</p>	<p><b>INTRODUCTION</b> (Optional)</p> <p>We have just completed the questions about employment and unemployment. Each March, the Census Bureau also collects information about the economic situation of Americans and their families for the previous year. I am going to ask these questions now. We don't expect all answers to be perfect, but please think about each question and answer it the best you can.</p>	<table border="1"> <tr> <th>6. PSU NO.</th> <th>7. SEGMENT NO.</th> <th>8. SERIAL NO.</th> <th>9. HOUSE-HOLD NO.</th> </tr> <tr> <td>.....</td> <td>.....</td> <td>.....</td> <td>.....</td> </tr> <tr> <td>.....</td> <td>.....</td> <td>.....</td> <td>.....</td> </tr> <tr> <td>.....</td> <td>.....</td> <td>.....</td> <td>.....</td> </tr> <tr> <td>.....</td> <td>.....</td> <td>.....</td> <td>.....</td> </tr> <tr> <td>.....</td> <td>.....</td> <td>.....</td> <td>.....</td> </tr> <tr> <td>.....</td> <td>.....</td> <td>.....</td> <td>.....</td> </tr> <tr> <td>.....</td> <td>.....</td> <td>.....</td> <td>.....</td> </tr> <tr> <td>.....</td> <td>.....</td> <td>.....</td> <td>.....</td> </tr> <tr> <td>.....</td> <td>.....</td> <td>.....</td> <td>.....</td> </tr> </table>	6. PSU NO.	7. SEGMENT NO.	8. SERIAL NO.	9. HOUSE-HOLD NO.	.....	.....	.....	.....	.....	.....	.....	.....	.....	.....	.....	.....	.....	.....	.....	.....	.....	.....	.....	.....	.....	.....	.....	.....	.....	.....	.....	.....	.....	.....	.....	.....	.....	.....	.....	.....
6. PSU NO.	7. SEGMENT NO.	8. SERIAL NO.	9. HOUSE-HOLD NO.																																							
.....	.....	.....	.....																																							
.....	.....	.....	.....																																							
.....	.....	.....	.....																																							
.....	.....	.....	.....																																							
.....	.....	.....	.....																																							
.....	.....	.....	.....																																							
.....	.....	.....	.....																																							
.....	.....	.....	.....																																							
.....	.....	.....	.....																																							
<p><b>13. TYPE INTERVIEW (CPS-665)</b></p> <p>Personal <input type="checkbox"/> (Fill 13A below)</p> <p>Telephone <input type="checkbox"/></p> <p>Type A Noninterview (Transcribe items 1, 3, 6-10 on this page)</p>																																										
<p><b>13A. DESCRIPTION OF LONGEST JOB (Items 47A-E) IN THIS CPS-665:</b></p> <p>Yes <input type="checkbox"/> No <input type="checkbox"/></p>																																										
<p><b>77. INTERVIEWER CHECK ITEM</b></p> <p><b>TENURE (from Control Card item 9)</b></p> <p>Owned or being bought <input type="checkbox"/></p> <p>Rented <input type="checkbox"/></p> <p>No cash rent <input type="checkbox"/></p>	<p><b>84. INTERVIEWER CHECK ITEM</b></p> <p>Owned marked in 77 ..... <input type="checkbox"/> (Skip to 87)</p> <p>Rented or no cash rent marked in 77 <input type="checkbox"/> 7</p>	<p><b>91. Since October 1, 1983, was your household without heat for one or more days because you were unable to pay the utility or fuel bill?</b></p> <p>Yes <input type="checkbox"/></p> <p>No <input checked="" type="checkbox"/></p>																																								
<p><b>78. How many housing units are in this structure?</b></p> <p>1 <input type="checkbox"/> 5-9 <input type="checkbox"/></p> <p>2 <input type="checkbox"/> 10+ <input checked="" type="checkbox"/></p> <p>3-4 <input type="checkbox"/></p>	<p><b>85. Is this house in a public housing project, that is, is it owned by a local housing authority or other public agency?</b></p> <p>Yes <input type="checkbox"/> (Skip to 87) No <input checked="" type="checkbox"/> 7</p>	<p><b>92. The government has an energy assistance program which helps pay heating costs. This assistance can be received directly by the household or it can be paid directly to the electric company, gas company or fuel dealer. Since October 1, 1983, has this household received assistance of this type from the federal, state, or local government?</b></p> <p>Yes <input type="checkbox"/> (Ask 93)</p> <p>No <input type="checkbox"/> (End questions)</p>																																								
<p><b>79. INTERVIEWER CHECK ITEM</b></p> <p>Some household members 5-18 years old <input type="checkbox"/> (Ask 80)</p> <p>No household members 5-18 years old <input type="checkbox"/> (Skip to 81)</p>	<p><b>86. Are you paying lower rent because the Federal, State, or local government is paying part of the cost?</b></p> <p>Yes <input type="checkbox"/> No <input checked="" type="checkbox"/></p>	<p><b>93. Altogether, how much energy assistance has been received since October 1, 1983?</b></p> <p>\$ <input type="text"/></p> <p>(Nearest dollar)</p>																																								
<p><b>30. During 1983 how many of the children in this household usually ate a complete hot lunch offered at school?</b></p> <p>All <input type="checkbox"/></p> <p>Some, but not all - Mark number <input type="checkbox"/> 7</p> <p>.....</p> <p>None <input checked="" type="checkbox"/></p>	<p><b>87. Did anyone in this household get food stamps at any time during 1983?</b></p> <p>Yes <input checked="" type="checkbox"/> 7 No <input type="checkbox"/> (Skip to 91)</p>	<p><b>94. What type of fuel is used most to heat this house (apartment)?</b></p> <p>Gas - Probe <input checked="" type="checkbox"/> from underground pipes bottled, tank, or LP ...</p> <p>Electricity <input type="checkbox"/></p> <p>Fuel oil, kerosene, etc. <input type="checkbox"/></p> <p>Coal or coke <input type="checkbox"/></p> <p>Wood <input type="checkbox"/></p> <p>Other <input type="checkbox"/></p> <p>No fuel used <input type="checkbox"/></p>																																								
<p><b>81. INTERVIEWER CHECK ITEM (from Control Card item 33)</b></p> <p>A <input type="checkbox"/> E <input type="checkbox"/> J <input type="checkbox"/></p> <p>B <input type="checkbox"/> F <input type="checkbox"/> K <input type="checkbox"/></p> <p>C <input type="checkbox"/> G <input type="checkbox"/> L <input type="checkbox"/></p> <p>D <input type="checkbox"/> H <input type="checkbox"/> M <input type="checkbox"/></p> <p>I <input type="checkbox"/> N <input type="checkbox"/></p> <p>If entry in A-1 or if cc item 33 is NA, fill 82</p> <p>End questions</p>	<p><b>88. How many of the people now living here were covered by food stamps during 1983?</b></p> <p>All <input type="checkbox"/> 1 <input type="checkbox"/> 2 <input type="checkbox"/> 3 <input type="checkbox"/> 4 <input type="checkbox"/> 5 <input type="checkbox"/> 6 <input type="checkbox"/> 7 <input type="checkbox"/> 8 <input type="checkbox"/> 9 <input type="checkbox"/></p>	<p><b>CODER NUMBER</b></p> <p>A B C D E F G H J K L M</p> <p>.....</p>																																								
<p><b>82. INTERVIEWER CHECK ITEM</b></p> <p>All or some marked in 80 ..... <input type="checkbox"/> (Ask 83)</p> <p>None marked in 80 or 80 blank <input type="checkbox"/> (Skip to 84)</p>	<p><b>88. In how many months of 1983 were food stamps received?</b></p> <p><input type="text"/> <input type="checkbox"/> 1 <input type="checkbox"/> 2 <input type="checkbox"/> 3 <input type="checkbox"/> 4 <input type="checkbox"/> 5 <input type="checkbox"/> 6 <input type="checkbox"/> 7 <input type="checkbox"/> 8 <input type="checkbox"/> 9</p>																																									
<p><b>83. During 1983 how many of the children in this household received free or reduced price lunches because they qualified for the Federal School Lunch program?</b></p> <p>All <input checked="" type="checkbox"/></p> <p>Some, but not all - Mark number <input type="checkbox"/> 7</p> <p>.....</p> <p>None <input type="checkbox"/></p>	<p><b>90. What was the value of all the food stamps received during 1983? (Add monthly amounts to obtain annual figure)</b></p> <p>\$ <input type="text"/> <input type="checkbox"/> 1 <input type="checkbox"/> 2 <input type="checkbox"/> 3 <input type="checkbox"/> 4 <input type="checkbox"/> 5 <input type="checkbox"/> 6 <input type="checkbox"/> 7 <input type="checkbox"/> 8 <input type="checkbox"/> 9</p> <p>(Nearest dollar)</p> <p>(Ask 91)</p>																																									

IF CIVILIAN 14-; BEGIN WITH ITEM 29A. IF CURRENT ARMED FORCES MEMBER, BEGIN WITH ITEM 48A.

18A. LINE NUMBER STATUS				18D. AGE	18G. Sex	OFFICE USE ONLY	37. Were the (entry in item 36) weeks ... was looking for work (or on layoff) all in one stretch?	46. What was ... 's longest job during 1983? (Compare with entry in CPS-1 Item 23)	OFFICE USE ONLY	INDUSTRY	OCCUPATION
CIV 14+					Male		Yes - 1 stretch <input type="checkbox"/> No - 2 stretches <input type="checkbox"/> (Go to 38) No - 3+ stretches <input type="checkbox"/>	Same as item 23 <input type="checkbox"/> (Ship to 48A or 48B) Different from item 23 or item 23 blank <input type="checkbox"/> (Specify in 47A-47E)			
A.F.					Female						
29A. Did ... work at a job or business at any time during 1983?							37. (If the entries in items 33 and 36 add to 52 weeks, ship to item 32. If not, ask 38)		47A. For whom did ... work?		
Yes (Ship to 33) No <input checked="" type="checkbox"/>							38. What was the main reason ... was not working or looking for work in the remaining weeks of 1983?		47B. What kind of business or industry is this?		
							Ill or disabled and unable to work <input type="checkbox"/> Taking care of home or family <input type="checkbox"/> Going to school <input type="checkbox"/> Retired <input type="checkbox"/> No work available <input type="checkbox"/> Other (Specify) <input type="checkbox"/>		47C. What kind of work was ... doing?		
29B. Did ... do any temporary, part-time, or seasonal work even for a few days during 1983?							39. For how many employers did ... work in 1983? If more than one at same time, only count it as one employer.		47D. What were ... 's most important activities or duties?		
Yes (Ship to 33) No <input checked="" type="checkbox"/>							1 (Ship to 41) 2 3+ (Ask 40)		47E. CLASS OF WORKER		
30. Even though ... did not work in 1983, did he/she spend any time trying to find a job or on layoff?							40. Did ... look for work between jobs in 1983?		Private <input type="checkbox"/> Self-employment <input type="checkbox"/> Federal Gov't. F (Ask Inc.) Yes <input type="checkbox"/> No <input type="checkbox"/> (Ask 48A) State Gov't. S (Ask 48A) Without pay... WP (Ship to 49A) Local Gov't. L		
Yes <input checked="" type="checkbox"/> No (Ship to 32)							Yes <input type="checkbox"/> No <input checked="" type="checkbox"/>		48A. How much did ... earn from this employer before deductions during 1983?		
31. How many different weeks was ... looking for work or on layoff from a job?							41. In the weeks that ... worked, how many hours did ... usually work per week?		48B. What was ... net earnings from this business/farm after expenses during 1983?		
[ ] (Mark weeks)							1 2 3 4 5 6 7 8 9		[ ] : Lost money		
32. What was the main reason ... did not work in 1983?							42. INTERVIEWER CHECK ITEM		48C. Does this amount include all tips, bonuses, overtime pay or commissions ... may have received?		
Ill or disabled and unable to work (Ship to 51A) Retired (Ship to 51A) Taking care of home or family (Ship to 51A) Going to school (Ship to 51A) Could not find work (Ship to 51A) Doing something else							Number of hours in item 41 is: 1-34 (Ship to 44) 35+ (Ask 43)		Yes <input type="checkbox"/> No <input checked="" type="checkbox"/> (Probe and make corrections to 48A)		
33. During 1983 in how many weeks did ... work even for a few hours? Include paid vacation and sick leave as work.							43. Did ... work less than 35 hours for at least one week in 1983? Exclude time off with pay because of holidays, vacation, days off, or sickness.		48D. Did ... earn money from any other work he/she did during 1983?		
[ ] (Mark weeks and Go to 34)							Yes <input type="checkbox"/> No <input checked="" type="checkbox"/> (Ship to 46)		Yes <input type="checkbox"/> No <input checked="" type="checkbox"/> (Ship to 50A)		
34. INTERVIEWER CHECK ITEM							44. How many weeks did ... work less than 35 hours in 1983?		48E. How much did ... earn from: All other employers? His/her own business after expenses? His/her farm after expenses?		
Number of weeks in item 33 is: 1-49 (Ship to 36) 50-51 (Ask 35) 52 (Ship to 39)							1 2 3 4 5 6 7 8 9		Yes <input type="checkbox"/> No <input checked="" type="checkbox"/> \$ [ ] \$ [ ] \$ [ ]		
35. Did ... lose any full weeks of work in 1983 because he/she was on layoff from a job or lost a job?							45. What was the main reason ... worked less than 35 hours in 1983?		50A. INTERVIEWER CHECK ITEM Longest job (Item 46) is former?		
Yes <input type="checkbox"/> No <input checked="" type="checkbox"/> (Ship to 39)							Could not find a full time job <input type="checkbox"/> Wanted to work part time or only able to work part time <input type="checkbox"/> Lack work or material shortage <input type="checkbox"/> Other <input type="checkbox"/> (Ask 46)		Yes <input checked="" type="checkbox"/> No <input type="checkbox"/> (Ship to 51A)		
36. You said ... worked about (entry in item 33) weeks in 1983. How many of the remaining (52 minus entry in item 33) weeks was ... looking for work or on layoff from a job?							46. What was the main reason ... worked less than 35 hours in 1983?		50B. Other than the farm income we have already talked about, did ... receive any income from agricultural work done for others, recreational services, or government farm programs other than loans?		
[ ] (Mark weeks and ask 37)							Could not find a full time job <input type="checkbox"/> Wanted to work part time or only able to work part time <input type="checkbox"/> Lack work or material shortage <input type="checkbox"/> Other <input type="checkbox"/> (Ask 46)		Yes <input type="checkbox"/> No <input checked="" type="checkbox"/> (Probe and make corrections to 48A or 49B)		
None (Ship to 38)									51A. At any time during 1983 did ... receive any State or Federal unemployment compensation?		
									Yes <input checked="" type="checkbox"/> No <input type="checkbox"/> (Ship to 52A) Any Supplemental Unemployment Benefits (SUB)? Yes <input type="checkbox"/> No <input type="checkbox"/> Any Union unemployment or strike benefits? Yes <input type="checkbox"/> No <input type="checkbox"/>		
									51B. How much did ... receive in unemployment benefits during 1983?		
									[ ]		
									52A. During 1983 did ... receive any Worker's Compensation payments or other payments as a result of a job related injury or illness? (Exclude sick pay and disability retirement)		
									Yes <input checked="" type="checkbox"/> No <input type="checkbox"/> (Ship to 53)		
									52B. What was the source of these payments?		
									State Workers Compensation <input type="checkbox"/> Employer or employer's insurance <input type="checkbox"/> Own insurance <input type="checkbox"/> Other <input type="checkbox"/>		
									52C. How much compensation did ... receive during 1983?		
									[ ]		
									Now I want to ask some questions about where ... lived 1 year ago, and where ... lived 5 years ago.		
									53. Was ... living in this house (Apt.) 1 year ago; that is, on March 1, 1983?		
									Yes <input type="checkbox"/> (Ship to 55) No <input checked="" type="checkbox"/> (Ask 54A)		
									54A. Where did ... live on March 1, 1983?		
									1. Name of State, foreign country, U.S. possession, etc. <input type="checkbox"/>		
									2. Name of county <input type="checkbox"/>		
									3. Name of city, town, village, etc. <input type="checkbox"/>		
									If Did ... live inside the limits of that city, town, village, etc.?		
									Yes <input type="checkbox"/> No <input checked="" type="checkbox"/>		
									C. Did ... also live in that house (Apt.) 5 years ago; that is, on March 1, 1979?		
									Yes <input type="checkbox"/> (Next person) No <input checked="" type="checkbox"/> (Ask 55)		
									55. Where was ... living 5 years ago, on March 1, 1979? (Mark category in reference to ... 's current address)		
									Current house (Apt.) <input type="checkbox"/> Different house (Apt.) this county <input type="checkbox"/> Different county, this State <input type="checkbox"/> Different state (Specify) <input type="checkbox"/> Outside United States <input type="checkbox"/>		

- COMPLETE LINE NUMBER FOR ALL PERSONS 14+ BEFORE BEGINNING QUESTIONS ON EACH PAGE (NAME IS OPTIONAL)

NAME (Optional)	Page 3	Page 4	Page 5	Page 6
LINE NUMBER (from 15A)	<input type="radio"/> 1 <input type="radio"/> 2 <input type="radio"/> 3 <input checked="" type="radio"/> 4 <input type="radio"/> 5 <input type="radio"/> 6 <input type="radio"/> 7 <input type="radio"/> 8 <input type="radio"/> 9	<input type="radio"/> 1 <input type="radio"/> 2 <input type="radio"/> 3 <input checked="" type="radio"/> 4 <input type="radio"/> 5 <input type="radio"/> 6 <input type="radio"/> 7 <input type="radio"/> 8 <input type="radio"/> 9	<input type="radio"/> 1 <input type="radio"/> 2 <input type="radio"/> 3 <input checked="" type="radio"/> 4 <input type="radio"/> 5 <input type="radio"/> 6 <input type="radio"/> 7 <input type="radio"/> 8 <input type="radio"/> 9	<input type="radio"/> 1 <input type="radio"/> 2 <input type="radio"/> 3 <input checked="" type="radio"/> 4 <input type="radio"/> 5 <input type="radio"/> 6 <input type="radio"/> 7 <input type="radio"/> 8 <input type="radio"/> 9
56. DURING 1983 DID ANYONE IN THIS HOUSEHOLD RECEIVE: 56A. Any Social Security payments from the U.S. Government? Yes <u>7</u> No <input type="radio"/> (Skip to 57A)				
56B. Who received Social Security payments either for themselves or as combined payments with other family members? Complete 56C & 56D for each person with a "Yes" in 56B	Yes <input type="radio"/> No <input type="radio"/>	Yes <input type="radio"/> No <input type="radio"/>	Yes <input type="radio"/> No <input type="radio"/>	Yes <input type="radio"/> No <input type="radio"/>
56C. In how many months of 1983 did ... receive Social Security payments? <input checked="" type="radio"/> 4	<input type="text"/> Months <input type="radio"/> 1 <input type="radio"/> 2 <input type="radio"/> 3 <input type="radio"/> 4 <input type="radio"/> 5 <input type="radio"/> 6 <input type="radio"/> 7 <input type="radio"/> 8 <input type="radio"/> 9	<input type="text"/> Months <input type="radio"/> 1 <input type="radio"/> 2 <input type="radio"/> 3 <input type="radio"/> 4 <input type="radio"/> 5 <input type="radio"/> 6 <input type="radio"/> 7 <input type="radio"/> 8 <input type="radio"/> 9	<input type="text"/> Months <input type="radio"/> 1 <input type="radio"/> 2 <input type="radio"/> 3 <input type="radio"/> 4 <input type="radio"/> 5 <input type="radio"/> 6 <input type="radio"/> 7 <input type="radio"/> 8 <input type="radio"/> 9	<input type="text"/> Months <input type="radio"/> 1 <input type="radio"/> 2 <input type="radio"/> 3 <input type="radio"/> 4 <input type="radio"/> 5 <input type="radio"/> 6 <input type="radio"/> 7 <input type="radio"/> 8 <input type="radio"/> 9
56D. How much did ... receive in Social Security payments during 1983? (separate combined payments) NOTE: Social Security checks are green-colored checks. Do not count pale gold SSI checks as Social Security.	\$ <input type="text"/> <input type="radio"/> Already included	\$ <input type="text"/> <input type="radio"/> Already included	\$ <input type="text"/> <input type="radio"/> Already included	\$ <input type="text"/> <input type="radio"/> Already included
56E. INTERVIEWER CHECK ITEM <input type="checkbox"/> Children under 23 present - (Ask 56F) <input type="checkbox"/> No children under 23 present - (Skip to 57)				
56F. Did anyone in this household receive any separate Social Security payments which we have not talked about for the children in this household? Yes <input type="radio"/> No <input checked="" type="radio"/> (If "Yes," make necessary changes to include this amount in 56D for person receiving)				
57. DURING 1983 DID ANYONE IN THIS HOUSEHOLD RECEIVE: 57A. Any SSI payments, that is, Supplemental Security Income? Yes <u>7</u> No <input type="radio"/> (Go to next page)				
57B. Who received SSI? (Anyone else?) (Complete 57C for each person with "Yes" in 57B)	Yes <input type="radio"/> No <input type="radio"/>	Yes <input type="radio"/> No <input type="radio"/>	Yes <input type="radio"/> No <input type="radio"/>	Yes <input type="radio"/> No <input type="radio"/>
57C. How much did ... receive in Supplemental Security Income during 1983? (Include both Federal and State SSI) NOTE: Federal SSI checks are pale gold in color and usually arrive on the 1st of every month. (Go to 57C for next person with "Yes" in 57B or go to next page)	\$ <input type="text"/> <input checked="" type="radio"/> 4	\$ <input type="text"/> <input type="radio"/> 1	\$ <input type="text"/> <input type="radio"/> 1	\$ <input type="text"/> <input type="radio"/> 1
Medicare Deduction: \$12/month				

NAME (Optional)				
LINE NUMBER (Item 18A)	Page 3	Page 4	Page 5	Page 6
58A. (Other than Social Security), did anyone in this household receive any income in 1983 as a survivor or widow such as survivor or widow's pensions, estates, trusts, annuities, or any other survivor benefits?  Yes <input checked="" type="checkbox"/> No <input type="checkbox"/> (Go to next page)				
58B. Who received this income? (Anyone else?)	Yes <input type="checkbox"/> No <input type="checkbox"/>	Yes <input type="checkbox"/> No <input type="checkbox"/>	Yes <input type="checkbox"/> No <input type="checkbox"/>	Yes <input type="checkbox"/> No <input type="checkbox"/>
(Complete 58C to 58G for each person with a "Yes" in 58B) 58C. What was the source of this income? (Any other widow or survivor income?)				
01. Veteran survivor pension..... 02. Company or union survivor pension (inc. profit sharing)..... 03. Federal Government (Civil Service) pension..... 04. U.S. Military retirement survivor pension..... 05. State or Local gov't. survivor pension..... 06. U.S. Railroad retirement survivor pension..... 07. Worker's compensation survivor..... 08. Black lung survivor pension..... 09. Regular payments from estates or trusts..... 10. Regular payments from annuities or paid-up insurance policies..... 11. Other or don't know (Specify in Notes).....	Yes <input type="checkbox"/> No <input type="checkbox"/> Yes <input type="checkbox"/> No <input type="checkbox"/> Yes <input type="checkbox"/> No <input type="checkbox"/> Yes <input type="checkbox"/> No <input type="checkbox"/> Yes <input type="checkbox"/> No <input type="checkbox"/> Yes <input checked="" type="checkbox"/> No <input type="checkbox"/> Yes <input type="checkbox"/> No <input type="checkbox"/> Yes <input type="checkbox"/> No <input type="checkbox"/> Yes <input type="checkbox"/> No <input type="checkbox"/> Yes <input type="checkbox"/> No <input type="checkbox"/> Yes <input type="checkbox"/> No <input type="checkbox"/>	Yes <input type="checkbox"/> No <input type="checkbox"/> Yes <input type="checkbox"/> No <input type="checkbox"/> Yes <input type="checkbox"/> No <input type="checkbox"/> Yes <input type="checkbox"/> No <input type="checkbox"/> Yes <input type="checkbox"/> No <input type="checkbox"/> Yes <input checked="" type="checkbox"/> No <input type="checkbox"/> Yes <input type="checkbox"/> No <input type="checkbox"/> Yes <input type="checkbox"/> No <input type="checkbox"/> Yes <input type="checkbox"/> No <input type="checkbox"/> Yes <input type="checkbox"/> No <input type="checkbox"/> Yes <input type="checkbox"/> No <input type="checkbox"/>	Yes <input type="checkbox"/> No <input type="checkbox"/> Yes <input type="checkbox"/> No <input type="checkbox"/> Yes <input type="checkbox"/> No <input type="checkbox"/> Yes <input type="checkbox"/> No <input type="checkbox"/> Yes <input type="checkbox"/> No <input type="checkbox"/> Yes <input checked="" type="checkbox"/> No <input type="checkbox"/> Yes <input type="checkbox"/> No <input type="checkbox"/> Yes <input type="checkbox"/> No <input type="checkbox"/> Yes <input type="checkbox"/> No <input type="checkbox"/> Yes <input type="checkbox"/> No <input type="checkbox"/> Yes <input type="checkbox"/> No <input type="checkbox"/>	Yes <input type="checkbox"/> No <input type="checkbox"/> Yes <input type="checkbox"/> No <input type="checkbox"/> Yes <input type="checkbox"/> No <input type="checkbox"/> Yes <input type="checkbox"/> No <input type="checkbox"/> Yes <input type="checkbox"/> No <input type="checkbox"/> Yes <input checked="" type="checkbox"/> No <input type="checkbox"/> Yes <input type="checkbox"/> No <input type="checkbox"/> Yes <input type="checkbox"/> No <input type="checkbox"/> Yes <input type="checkbox"/> No <input type="checkbox"/> Yes <input type="checkbox"/> No <input type="checkbox"/> Yes <input type="checkbox"/> No <input type="checkbox"/>
(Complete 58D and 58E for first "Yes" in 58C) 58D. Income Source Code	0 1 2 3 4 5 6 7 8 9	0 1 2 3 4 5 6 7 8 9	0 1 2 3 4 5 6 7 8 9	0 1 2 3 4 5 6 7 8 9
58E. How much did ... receive in _____ (read source) during 1983?  (Complete 58F and 58G for next income source marked or go to 58C for next person with "Yes" in 58B or go to next page)	\$ <input type="text"/> 0 1 2 3 4 5 6 7 8 9	\$ <input type="text"/> 0 1 2 3 4 5 6 7 8 9	\$ <input type="text"/> 0 1 2 3 4 5 6 7 8 9	\$ <input type="text"/> 0 1 2 3 4 5 6 7 8 9
58F. Income Source Code	0 1 2 3 4 5 6 7 8 9	0 1 2 3 4 5 6 7 8 9	0 1 2 3 4 5 6 7 8 9	0 1 2 3 4 5 6 7 8 9
58G. How much did ... receive in _____ (read source) during 1983?  (Go to 58C for next person with "Yes" in 58B or go to next page)	\$ <input type="text"/> 0 1 2 3 4 5 6 7 8 9	\$ <input type="text"/> 0 1 2 3 4 5 6 7 8 9	\$ <input type="text"/> 0 1 2 3 4 5 6 7 8 9	\$ <input type="text"/> 0 1 2 3 4 5 6 7 8 9
NOTES:				

NAME (Optional)	Page 3	Page 4	Page 5	Page 6
LINE NUMBER (Item 18A)				
59A. Does anyone in this household have a health problem or disability which prevents them from working or which limits the kind or amount of work they can do?  Yes <input type="checkbox"/> No <input checked="" type="checkbox"/> (Skip to 60A)				
59B. Who is that? (Anyone else?)	Yes <input type="checkbox"/> No <input checked="" type="checkbox"/>	Yes <input type="checkbox"/> No <input checked="" type="checkbox"/>	Yes <input type="checkbox"/> No <input checked="" type="checkbox"/>	Yes <input type="checkbox"/> No <input checked="" type="checkbox"/>
60A. Is there anyone in this household who has a service-connected disability or who ever retired or left a job for health reasons?  Yes <input checked="" type="checkbox"/> No <input type="checkbox"/> (Skip to 61A)	<input checked="" type="checkbox"/>	<input checked="" type="checkbox"/>	<input checked="" type="checkbox"/>	<input checked="" type="checkbox"/>
60B. Who is that? (Anyone else?)	Yes <input type="checkbox"/> No <input checked="" type="checkbox"/>	Yes <input type="checkbox"/> No <input checked="" type="checkbox"/>	Yes <input type="checkbox"/> No <input checked="" type="checkbox"/>	Yes <input type="checkbox"/> No <input checked="" type="checkbox"/>
61A. INTERVIEWER CHECK ITEM "No" to both 59A and 60A (Skip to next page) "Yes" in either 59A or 60A				
(Complete 61B to 61G for each person with a "Yes" in either 59B or 60B) 61B. (Other than Social Security) did ... receive any income in 1983 as a result of this health problem (disability/handicap)?	Yes <input type="checkbox"/> No <input checked="" type="checkbox"/> (Ask 61B for next person with "Yes" in 59B or 60B or skip to next page)	Yes <input type="checkbox"/> No <input checked="" type="checkbox"/> (Ask 61B for next person with "Yes" in 59B or 60B or skip to next page)	Yes <input type="checkbox"/> No <input checked="" type="checkbox"/> (Ask 61B for next person with "Yes" in 59B or 60B or skip to next page)	Yes <input type="checkbox"/> No <input checked="" type="checkbox"/> (Ask 61B for next person with "Yes" in 59B or 60B or skip to next page)
61C. What was the source of this income? (... other income related to this health condition or disability?) 01. Veterans' disability ..... Yes <input type="checkbox"/> No <input type="checkbox"/> 02. Worker's compensation ..... Yes <input type="checkbox"/> No <input type="checkbox"/> 03. Company or union disability ..... Yes <input type="checkbox"/> No <input type="checkbox"/> 04. Federal Government (Civil Service) disability ..... Yes <input type="checkbox"/> No <input type="checkbox"/> 05. U.S. military retirement disability ..... Yes <input type="checkbox"/> No <input type="checkbox"/> 06. State or local gov't. employee disability ..... Yes <input type="checkbox"/> No <input type="checkbox"/> 07. U.S. Railroad Retirement disability ..... Yes <input checked="" type="checkbox"/> No <input type="checkbox"/> 08. Accident or disability insurance ..... Yes <input type="checkbox"/> No <input type="checkbox"/> 09. Black Lung miner's disability ..... Yes <input type="checkbox"/> No <input type="checkbox"/> 10. State temporary sickness ..... Yes <input type="checkbox"/> No <input type="checkbox"/> 11. Other or don't know (Specify in notes) ..... Yes <input type="checkbox"/> No <input type="checkbox"/>	Yes <input type="checkbox"/> No <input type="checkbox"/> Yes <input type="checkbox"/> No <input type="checkbox"/> Yes <input type="checkbox"/> No <input type="checkbox"/> Yes <input type="checkbox"/> No <input type="checkbox"/> Yes <input type="checkbox"/> No <input type="checkbox"/> Yes <input type="checkbox"/> No <input type="checkbox"/> Yes <input checked="" type="checkbox"/> No <input type="checkbox"/> Yes <input type="checkbox"/> No <input type="checkbox"/> Yes <input type="checkbox"/> No <input type="checkbox"/> Yes <input type="checkbox"/> No <input type="checkbox"/> Yes <input type="checkbox"/> No <input type="checkbox"/>	Yes <input type="checkbox"/> No <input type="checkbox"/> Yes <input type="checkbox"/> No <input type="checkbox"/> Yes <input type="checkbox"/> No <input type="checkbox"/> Yes <input type="checkbox"/> No <input type="checkbox"/> Yes <input type="checkbox"/> No <input type="checkbox"/> Yes <input type="checkbox"/> No <input type="checkbox"/> Yes <input checked="" type="checkbox"/> No <input type="checkbox"/> Yes <input type="checkbox"/> No <input type="checkbox"/> Yes <input type="checkbox"/> No <input type="checkbox"/> Yes <input type="checkbox"/> No <input type="checkbox"/> Yes <input type="checkbox"/> No <input type="checkbox"/>	Yes <input type="checkbox"/> No <input type="checkbox"/> Yes <input type="checkbox"/> No <input type="checkbox"/> Yes <input type="checkbox"/> No <input type="checkbox"/> Yes <input type="checkbox"/> No <input type="checkbox"/> Yes <input type="checkbox"/> No <input type="checkbox"/> Yes <input type="checkbox"/> No <input type="checkbox"/> Yes <input checked="" type="checkbox"/> No <input type="checkbox"/> Yes <input type="checkbox"/> No <input type="checkbox"/> Yes <input type="checkbox"/> No <input type="checkbox"/> Yes <input type="checkbox"/> No <input type="checkbox"/> Yes <input type="checkbox"/> No <input type="checkbox"/>	Yes <input type="checkbox"/> No <input type="checkbox"/> Yes <input type="checkbox"/> No <input type="checkbox"/> Yes <input type="checkbox"/> No <input type="checkbox"/> Yes <input type="checkbox"/> No <input type="checkbox"/> Yes <input type="checkbox"/> No <input type="checkbox"/> Yes <input type="checkbox"/> No <input type="checkbox"/> Yes <input checked="" type="checkbox"/> No <input type="checkbox"/> Yes <input type="checkbox"/> No <input type="checkbox"/> Yes <input type="checkbox"/> No <input type="checkbox"/> Yes <input type="checkbox"/> No <input type="checkbox"/> Yes <input type="checkbox"/> No <input type="checkbox"/>
(Complete 61D & 61E for first "Yes" in 61C) 61D. Income Source Code				
61E. How much did ... receive from _____ (read source) during 1983?  (Complete 61F and 61G for next income source marked or go to 61B for next person with "Yes" in either 59A or 60A or go to next page)	\$ <input type="text"/>	\$ <input type="text"/>	\$ <input type="text"/>	\$ <input type="text"/>
61F. Income Source Code				
61G. How much did ... receive from _____ (read source) during 1983?  (Go to 61B for next person with "Yes" in either 59B or 60B or go to next page)	\$ <input type="text"/>	\$ <input type="text"/>	\$ <input type="text"/>	\$ <input type="text"/>



NAME (Optional)	Page 3	Page 4	Page 5	Page 6
LINE NUMBER (Item 18A)				
62A. (Other than Social Security) During 1983 did anyone in this household receive any pension or retirement income from a previous employer or union (pouse), or any other type of retirement income? Yes <input checked="" type="checkbox"/> No <input type="checkbox"/> (Go to next page)				
62B. Who received pension or retirement income? (Anyone else?) <i>(Complete 62C-62G for each person with a "Yes" in 62B)</i>	Yes <input type="checkbox"/> No <input type="checkbox"/>	Yes <input type="checkbox"/> No <input type="checkbox"/>	Yes <input type="checkbox"/> No <input type="checkbox"/>	Yes <input type="checkbox"/> No <input type="checkbox"/>
62C. What was the source of this income? (Any other pension or retirement income?) 1. Company or union pension (inc. profit sharing) ..... 2. Federal Government (Civil Service) retirement ..... 3. U.S. Military retirement ..... 4. State or local government pension ..... 5. U.S. Railroad Retirement ..... 6. Regular payments from annuities or paid up insurance policies ..... 7. Other sources including IRA or KEOUGH or don't know (Specify in notes) .....	Yes <input type="checkbox"/> No <input type="checkbox"/> Yes <input type="checkbox"/> No <input type="checkbox"/> Yes <input type="checkbox"/> No <input type="checkbox"/> Yes <input checked="" type="checkbox"/> No <input type="checkbox"/> Yes <input type="checkbox"/> No <input type="checkbox"/> Yes <input type="checkbox"/> No <input type="checkbox"/> Yes <input type="checkbox"/> No <input type="checkbox"/>	Yes <input type="checkbox"/> No <input type="checkbox"/> Yes <input type="checkbox"/> No <input type="checkbox"/> Yes <input type="checkbox"/> No <input type="checkbox"/> Yes <input checked="" type="checkbox"/> No <input type="checkbox"/> Yes <input type="checkbox"/> No <input type="checkbox"/> Yes <input type="checkbox"/> No <input type="checkbox"/> Yes <input type="checkbox"/> No <input type="checkbox"/>	Yes <input type="checkbox"/> No <input type="checkbox"/> Yes <input type="checkbox"/> No <input type="checkbox"/> Yes <input type="checkbox"/> No <input type="checkbox"/> Yes <input checked="" type="checkbox"/> No <input type="checkbox"/> Yes <input type="checkbox"/> No <input type="checkbox"/> Yes <input type="checkbox"/> No <input type="checkbox"/> Yes <input type="checkbox"/> No <input type="checkbox"/>	Yes <input type="checkbox"/> No <input type="checkbox"/> Yes <input type="checkbox"/> No <input type="checkbox"/> Yes <input type="checkbox"/> No <input type="checkbox"/> Yes <input checked="" type="checkbox"/> No <input type="checkbox"/> Yes <input type="checkbox"/> No <input type="checkbox"/> Yes <input type="checkbox"/> No <input type="checkbox"/> Yes <input type="checkbox"/> No <input type="checkbox"/>
62D. INCOME SOURCE CODE <i>(Complete 62D and 62E for first "Yes" in 62C)</i>	1 2 3 4 5 6 7	1 2 3 4 5 6 7	1 2 3 4 5 6 7	1 2 3 4 5 6 7
62E. How much did ... receive from _____ (read source) during 1983? <i>(Fill 62F and 62G for next income source marked or go to 62C for next person with "Yes" in 62B or Skip to next page)</i>	\$ <input type="text"/> .....	\$ <input type="text"/> .....	\$ <input type="text"/> .....	\$ <input type="text"/> .....
62F. INCOME SOURCE CODE	1 2 3 4 5 6 7	1 2 3 4 5 6 7	1 2 3 4 5 6 7	1 2 3 4 5 6 7
62G. How much did ... receive from _____ (read source) during 1983? <i>(Go to 62C for next person with "Yes" in 62B or go to next page)</i>	\$ <input type="text"/> .....	\$ <input type="text"/> .....	\$ <input type="text"/> .....	\$ <input type="text"/> .....




NAME (Optional)	Page 3	Page 4	Page 5	Page 6
LINE NUMBER (Item 18A)				
66A. During 1983 did anyone in this household attend school beyond the high school level including a college, university or other schools (including vocational, business, or trade schools)? Yes <input checked="" type="checkbox"/> No <input type="checkbox"/> (Go to next page)				
66B. Did anyone receive any educational assistance for tuition, fees, books, or living expenses during 1983? (Exclude loans or assistance from household members) Yes <input checked="" type="checkbox"/> No <input type="checkbox"/> (Go to next page)				
66C. Which member received assistance? (Anyone else?)	Yes <input type="checkbox"/> No <input type="checkbox"/>	Yes <input type="checkbox"/> No <input type="checkbox"/>	Yes <input type="checkbox"/> No <input type="checkbox"/>	Yes <input type="checkbox"/> No <input type="checkbox"/>
(Complete 66D to 66H for each person with "Yes" in 66C) 66D. What type of assistance did ... receive? (Any other assistance?)				
a. G.I. Bill or Veterans' educational assistance program	Yes <input type="checkbox"/> No <input type="checkbox"/>	Yes <input type="checkbox"/> No <input type="checkbox"/>	Yes <input type="checkbox"/> No <input type="checkbox"/>	Yes <input type="checkbox"/> No <input type="checkbox"/>
b. Pell Grant or Basic Education Opportunity Grant	Yes <input type="checkbox"/> No <input type="checkbox"/>	Yes <input type="checkbox"/> No <input checked="" type="checkbox"/>	Yes <input checked="" type="checkbox"/> No <input type="checkbox"/>	Yes <input checked="" type="checkbox"/> No <input type="checkbox"/>
c. Some other government assistance	Yes <input checked="" type="checkbox"/> No <input type="checkbox"/>	Yes <input type="checkbox"/> No <input type="checkbox"/>	Yes <input type="checkbox"/> No <input type="checkbox"/>	Yes <input type="checkbox"/> No <input type="checkbox"/>
d. Scholarships, grants, etc., from the school	Yes <input type="checkbox"/> No <input type="checkbox"/>	Yes <input type="checkbox"/> No <input type="checkbox"/>	Yes <input type="checkbox"/> No <input type="checkbox"/>	Yes <input type="checkbox"/> No <input type="checkbox"/>
e. Other assistance (employers, friends, etc.) (Exclude assistance from household members)	Yes <input type="checkbox"/> No <input type="checkbox"/>	Yes <input type="checkbox"/> No <input type="checkbox"/>	Yes <input type="checkbox"/> No <input type="checkbox"/>	Yes <input type="checkbox"/> No <input type="checkbox"/>
66E. INTERVIEWER CHECK ITEM G.I. Bill marked "YES" in 66D?	Yes (Ask 66F) No (Ship to 66H)	Yes (Ask 66F) No (Ship to 66H)	Yes (Ask 66F) No (Ship to 66H)	Yes (Ask 66F) No (Ship to 66H)
66F. How much did ... receive in G.I. Bill benefits during 1983?	\$ <input type="text"/>	\$ <input type="text"/>	\$ <input type="text"/>	\$ <input type="text"/>
66G. INTERVIEWER CHECK ITEM Source other than G.I. Bill marked "Yes" in 66D?	Yes (ASK 66H) No (Ship to next person marked "Yes" in 66C or Go to next page)	Yes (ASK 66H) No (Ship to next person marked "Yes" in 66C or Go to next page)	Yes (ASK 66H) No (Ship to next person marked "Yes" in 66C or Go to next page)	Yes (ASK 66H) No (Ship to next person marked "Yes" in 66C or Go to next page)
66H. How much did ... receive in (other) educational assistance during 1983? (Go to 66D for next person marked "Yes" in 66C or Go to next page)	\$ <input type="text"/>	\$ <input type="text"/>	\$ <input type="text"/>	\$ <input type="text"/>
NOTES:				



NAME (Optional)	Page 3	Page 4	Page 5	Page 6
LINE NUMBER (Item 18A)				
<b>70. DURING 1983 DID ANYONE IN THIS HOUSEHOLD RECEIVE:</b> <b>70A. Any child support payments?</b> Yes <input checked="" type="checkbox"/> No <input type="checkbox"/> (Skip to 71A)				
<b>70B. Who received these payments? (Anyone else?)</b> (Complete 70C for each person with a "Yes" in 70B)	Yes <input type="checkbox"/> No <input type="checkbox"/>	Yes <input type="checkbox"/> No <input type="checkbox"/>	Yes <input type="checkbox"/> No <input type="checkbox"/>	Yes <input type="checkbox"/> No <input type="checkbox"/>
<b>70C. How much did ... receive in child support payments?</b> (Ask 70C for next person with "Yes" in 70B or ask 71)	\$ <input type="text"/>	\$ <input type="text"/>	\$ <input type="text"/>	\$ <input type="text"/>
<b>71. DURING 1983 DID ANYONE IN THIS HOUSEHOLD RECEIVE:</b> <b>71A. Any alimony payments?</b> Yes <input checked="" type="checkbox"/> No <input type="checkbox"/> (Skip to 72A)				
<b>71B. Who received these payments during 1983? (Anyone else?)</b> (Complete 71C for each person with a "Yes" in 71B)	Yes <input type="checkbox"/> No <input type="checkbox"/>	Yes <input type="checkbox"/> No <input type="checkbox"/>	Yes <input type="checkbox"/> No <input type="checkbox"/>	Yes <input type="checkbox"/> No <input type="checkbox"/>
<b>71C. How much did ... receive in alimony payments during 1983?</b> (Ask 71C for next person with "Yes" in 71B or ask 72)	\$ <input type="text"/>	\$ <input type="text"/>	\$ <input type="text"/>	\$ <input type="text"/>
<b>72. DURING 1983 DID ANYONE IN THIS HOUSEHOLD RECEIVE:</b> <b>72A. Any (other) regular financial assistance from friends or relatives not living in this household? (Do not include loans)</b> Yes <input checked="" type="checkbox"/> No <input type="checkbox"/> (Skip to 73)				
<b>72B. Who received this assistance? (Anyone else?)</b> (Ask 72C for each person with a "Yes" in 72B)	Yes <input type="checkbox"/> No <input type="checkbox"/>	Yes <input type="checkbox"/> No <input type="checkbox"/>	Yes <input type="checkbox"/> No <input type="checkbox"/>	Yes <input type="checkbox"/> No <input type="checkbox"/>
<b>72C. How much assistance did ... receive during 1983?</b>	\$ <input type="text"/>	\$ <input type="text"/>	\$ <input type="text"/>	\$ <input type="text"/>
<b>73. Sometimes people forget about small amounts of income, or income received for only part of the year. Did anyone in this household receive income from:</b> <b>73A. Hobbies, home businesses, farms, or business interests not already covered?</b> Yes <input type="checkbox"/> No <input checked="" type="checkbox"/> (If "Yes" marked in any, ask 73B, otherwise go to next page.) <b>Any unemployment compensation, welfare, or any other money income not already covered?</b> Yes <input type="checkbox"/> No <input checked="" type="checkbox"/>	OFFICE USE ONLY <input type="checkbox"/> 1 <input type="checkbox"/> 2 <input type="checkbox"/> 3 <input type="checkbox"/> 4 <input type="checkbox"/> 5 <input type="checkbox"/> 6 <input type="checkbox"/> 7 <input type="checkbox"/> 8 <input type="checkbox"/> 9 <input type="checkbox"/> 0	OFFICE USE ONLY <input type="checkbox"/> 1 <input type="checkbox"/> 2 <input type="checkbox"/> 3 <input type="checkbox"/> 4 <input type="checkbox"/> 5 <input type="checkbox"/> 6 <input type="checkbox"/> 7 <input type="checkbox"/> 8 <input type="checkbox"/> 9 <input type="checkbox"/> 0	OFFICE USE ONLY <input type="checkbox"/> 1 <input type="checkbox"/> 2 <input type="checkbox"/> 3 <input type="checkbox"/> 4 <input type="checkbox"/> 5 <input type="checkbox"/> 6 <input type="checkbox"/> 7 <input type="checkbox"/> 8 <input type="checkbox"/> 9 <input type="checkbox"/> 0	OFFICE USE ONLY <input type="checkbox"/> 1 <input type="checkbox"/> 2 <input type="checkbox"/> 3 <input type="checkbox"/> 4 <input type="checkbox"/> 5 <input type="checkbox"/> 6 <input type="checkbox"/> 7 <input type="checkbox"/> 8 <input type="checkbox"/> 9 <input type="checkbox"/> 0
<b>73B. Who received this income? (Anyone else?)</b> (Complete 73C & 73D for each person with a "Yes" in 73B)	Yes <input type="checkbox"/> No <input type="checkbox"/>	Yes <input type="checkbox"/> No <input type="checkbox"/>	Yes <input type="checkbox"/> No <input type="checkbox"/>	Yes <input type="checkbox"/> No <input type="checkbox"/>
<b>73C. What was the source of this income? (Specify)</b> <b>73D. How much did ... receive (Altogether) in 1983?</b> (Go to 73C for next person with "Yes" in 73B or go to next page)	\$ <input type="text"/>	\$ <input type="text"/>	\$ <input type="text"/>	\$ <input type="text"/>

NAME (Optional)	Page 3	Page 4	Page 5	Page 6
LINE NUMBER (Item 18A)				
74. INTERVIEWER CHECK ITEM Item 29A or 29B is "Yes"? (worked last year)	Yes <input type="checkbox"/> (Go to 74A) No <input type="checkbox"/> (Ship to 75) <input checked="" type="checkbox"/>	Yes <input type="checkbox"/> (Go to 74A) No <input type="checkbox"/> (Ship to 75)	Yes <input type="checkbox"/> (Go to 74A) No <input type="checkbox"/> (Ship to 75) <input checked="" type="checkbox"/>	Yes <input type="checkbox"/> (Go to 74A) No <input type="checkbox"/> (Ship to 75)
Complete 74A-74E for each person with "Yes" in 74. 74A. Other than Social Security did the (any) employer or union that... worked for in 1983 have a pension or other type of retirement plan for any of its employees?	Yes <input type="checkbox"/> (Ask 74B) No <input type="checkbox"/> (Ship to 74C) Don't know <input type="checkbox"/>	Yes <input type="checkbox"/> (Ask 74B) No <input type="checkbox"/> (Ship to 74C) Don't know <input type="checkbox"/>	Yes <input type="checkbox"/> (Ask 74B) No <input type="checkbox"/> (Ship to 74C) Don't know <input type="checkbox"/>	Yes <input type="checkbox"/> (Ask 74B) No <input type="checkbox"/> (Ship to 74C) Don't know <input type="checkbox"/>
74B. Was... included in that plan?	Yes <input type="checkbox"/> No <input type="checkbox"/>	Yes <input type="checkbox"/> No <input type="checkbox"/>	Yes <input type="checkbox"/> No <input type="checkbox"/>	Yes <input type="checkbox"/> No <input type="checkbox"/>
74C. Was... included in a group health insurance plan on the (any) job he/she held during 1983?	Yes <input type="checkbox"/> (Ask 74D) No <input type="checkbox"/> (Go to 74A for next person with "Yes" in 74 or ship to 75) DK <input type="checkbox"/>	Yes <input type="checkbox"/> (Ask 74D) No <input type="checkbox"/> (Go to 74A for next person with "Yes" in 74 or ship to 75) DK <input type="checkbox"/>	Yes <input type="checkbox"/> (Ask 74D) No <input type="checkbox"/> (Go to 74A for next person with "Yes" in 74 or ship to 75) DK <input type="checkbox"/>	Yes <input type="checkbox"/> (Ask 74D) No <input type="checkbox"/> (Go to 74A for next person with "Yes" in 74 or ship to 75) DK <input type="checkbox"/>
74D. Did... 's employer or union pay for all, part, or none of the cost of this health plan?	All <input type="checkbox"/> Part <input type="checkbox"/> <input checked="" type="checkbox"/> None <input type="checkbox"/>	All <input type="checkbox"/> Part <input type="checkbox"/> None <input type="checkbox"/>	All <input type="checkbox"/> Part <input type="checkbox"/> <input checked="" type="checkbox"/> None <input type="checkbox"/>	All <input type="checkbox"/> Part <input type="checkbox"/> None <input type="checkbox"/>
74E. Other than... who else in this household was covered by this group health insurance plan? (Go to 74A for next person with "Yes" in 74 or go to 75)	Spouse only <input type="checkbox"/> Child(ren) only <input type="checkbox"/> Spouse and child(ren) <input type="checkbox"/> Self only <input type="checkbox"/> Other <input type="checkbox"/>	Spouse only <input type="checkbox"/> Child(ren) only <input type="checkbox"/> Spouse and child(ren) <input type="checkbox"/> Self only <input type="checkbox"/> Other <input type="checkbox"/>	Spouse only <input type="checkbox"/> Child(ren) only <input type="checkbox"/> Spouse and child(ren) <input type="checkbox"/> Self only <input type="checkbox"/> Other <input type="checkbox"/>	Spouse only <input type="checkbox"/> Child(ren) only <input type="checkbox"/> Spouse and child(ren) <input type="checkbox"/> Self only <input type="checkbox"/> Other <input type="checkbox"/>
75. There are several government programs which provide medical care or help pay medical bills. During 1983 was anyone in this household covered by:	<input checked="" type="checkbox"/>	<input checked="" type="checkbox"/>		
75A. Medicare (for the disabled and elderly)? Yes <input checked="" type="checkbox"/> No <input type="checkbox"/> (Ship to 75C)				
75B. Who was that? (Anyone else?)	Yes <input type="checkbox"/> No <input type="checkbox"/>	Yes <input type="checkbox"/> No <input type="checkbox"/>	Yes <input type="checkbox"/> No <input type="checkbox"/>	Yes <input type="checkbox"/> No <input type="checkbox"/>
75C. Medicaid (for the needy)? Yes <input checked="" type="checkbox"/> No <input type="checkbox"/> (Ship to 75E)				
75D. Who was that? (Anyone else?)	Yes <input type="checkbox"/> No <input type="checkbox"/>	Yes <input type="checkbox"/> No <input type="checkbox"/>	Yes <input type="checkbox"/> No <input type="checkbox"/>	Yes <input type="checkbox"/> No <input type="checkbox"/>
75E. CHAMPUS, VA, or military health care? Yes <input checked="" type="checkbox"/> No <input type="checkbox"/> (Ship to 75A)		<input checked="" type="checkbox"/>		<input checked="" type="checkbox"/>
75F. Who was that? (Anyone else?)	Yes <input type="checkbox"/> No <input type="checkbox"/>	Yes <input type="checkbox"/> No <input type="checkbox"/>	Yes <input type="checkbox"/> No <input type="checkbox"/>	Yes <input type="checkbox"/> No <input type="checkbox"/>
76A. Did anyone in this household have any (other) health insurance plan at any time during 1983? Do not include accident or disability insurance. Yes <input checked="" type="checkbox"/> No <input type="checkbox"/> (Go to item 77 on page 1)				
76B. Who was that? (Anyone else?)	Yes <input type="checkbox"/> No <input type="checkbox"/>	Yes <input type="checkbox"/> No <input type="checkbox"/>	Yes <input type="checkbox"/> No <input type="checkbox"/>	Yes <input type="checkbox"/> No <input type="checkbox"/>
76C. Other than... who else in this household was covered by this plan? (Go to 76C for next person with "Yes" in 76B or item 77 on page 1)	Spouse only <input type="checkbox"/> Child(ren) only <input type="checkbox"/> Spouse and child(ren) <input type="checkbox"/> Self only <input type="checkbox"/> Other <input type="checkbox"/>	Spouse only <input type="checkbox"/> Child(ren) only <input type="checkbox"/> Spouse and child(ren) <input type="checkbox"/> Self only <input type="checkbox"/> Other <input type="checkbox"/> <input checked="" type="checkbox"/>	Spouse only <input type="checkbox"/> Child(ren) only <input type="checkbox"/> Spouse and child(ren) <input type="checkbox"/> Self only <input type="checkbox"/> Other <input type="checkbox"/>	Spouse only <input type="checkbox"/> Child(ren) only <input type="checkbox"/> Spouse and child(ren) <input type="checkbox"/> Self only <input type="checkbox"/> Other <input type="checkbox"/> <input checked="" type="checkbox"/>
NOTES:				

FACSIMILE OF APRIL QUESTIONNAIRE

<p><b>INTERVIEWER CHECK ITEM</b></p> <p>Only CPS-1 for household ..... <input type="checkbox"/></p> <p>First CPS-1 of continuation h'hold... <input type="checkbox"/></p> <p>Second CPS-1 of continuation h'hold <input type="checkbox"/></p> <p>Third, fourth, and 5th CPS-1 ..... <input type="checkbox"/></p>	<p>FORM CPS-1</p>  <p>U.S. DEPARTMENT OF COMMERCE Bureau of the Census</p> <p><b>CURRENT POPULATION SURVEY</b></p> <p><i>Form Approved - G.M.B. No. 0607-0049</i></p>	<p>CONTROL NUMBER</p> <p>PSU                      SEGMENT                      SERIAL</p>
<p>LINE NO. OF H'HOLD RESP. _____</p> <p>NON H'HOLD RESPONDENT ..... <input type="checkbox"/> <i>(Specify and Send Intercomm)</i></p>		
<p><b>INTERVIEW</b></p> <p>ANY ENTRY OTHER THAN NEVER WORKED IN ITEMS 23A-E in this CPS-1 ..... Yes <input type="checkbox"/> No <input type="checkbox"/></p> <p><b>NONINTERVIEW</b></p> <p>TYPE A ..... <input type="checkbox"/></p> <p>TYPE B ..... <input type="checkbox"/></p> <p>TYPE C ..... <input type="checkbox"/></p> <p><i>(SEND INTER COMM)</i></p>		

CURRENT

POPULATION

SURVEY

**TELEPHONE HOLD**  
*(Mark this box for office "telephone hold" cases only)*

APRIL 1984

130

CHILDREN'S (0-13 years old) TRANSCRIPTION ITEMS  
(If more than 4 children in household, use continuation CPS-1 document.)

FIRST CHILD					
18A. LINE NO.	18B. RELATIONSHIP TO REFERENCE PERSON (Control Card Item 14b)	18C. PARENT'S LINE NUMBER	18D. AGE	18G. SEX Male ..... 0 Female ... 1	18K. ORIGIN
0 0	Own Child..... 0	0 0	0 0		1 1
1 1	Brother/Sister..... 0	1 1	1 1		2 2
2 2	Other relative of Reference Person..... 0	2 2	2 2		3 3
3 3	Non-rel. of Reference Person—WITH OWN RELS. in household..... 0	3 3	3 3		4 4
4 4	Non-rel. of Reference Person—NO OWN rels. in household..... 0	4 4	4 4		5 5
5 5		5 5	5 5		6 6
6 6		6 6	6 6		7 7
7 7		7 7	7 7		8 8
8 8		8 8	8 8		9 9
9 9		9 9	9 9		
		None 9			
		0			

SECOND CHILD					
18A. LINE NO.	18B. RELATIONSHIP TO REFERENCE PERSON (Control Card Item 14b)	18C. PARENT'S LINE NUMBER	18D. AGE	18G. SEX Male ..... 0 Female ... 1	18K. ORIGIN
0 0	Own Child..... 0	0 0	0 0		1 1
1 1	Brother/Sister..... 0	1 1	1 1		2 2
2 2	Other relative of Reference Person..... 0	2 2	2 2		3 3
3 3	Non-rel. of Reference Person—WITH OWN RELS. in household..... 0	3 3	3 3		4 4
4 4	Non-rel. of Reference Person—NO OWN rels. in household..... 0	4 4	4 4		5 5
5 5		5 5	5 5		6 6
6 6		6 6	6 6		7 7
7 7		7 7	7 7		8 8
8 8		8 8	8 8		9 9
9 9		9 9	9 9		
		None 9			
		0			

THIRD CHILD					
18A. LINE NO.	18B. RELATIONSHIP TO REFERENCE PERSON (Control Card Item 14b)	18C. PARENT'S LINE NUMBER	18D. AGE	18G. SEX Male ..... 0 Female ... 1	18K. ORIGIN
0 0	Own Child..... 0	0 0	0 0		1 1
1 1	Brother/Sister..... 0	1 1	1 1		2 2
2 2	Other relative of Reference Person..... 0	2 2	2 2		3 3
3 3	Non-rel. of Reference Person—WITH OWN RELS. in household..... 0	3 3	3 3		4 4
4 4	Non-rel. of Reference Person—NO OWN rels. in household..... 0	4 4	4 4		5 5
5 5		5 5	5 5		6 6
6 6		6 6	6 6		7 7
7 7		7 7	7 7		8 8
8 8		8 8	8 8		9 9
9 9		9 9	9 9		
		None 9			
		0			

FOURTH CHILD					
18A. LINE NO.	18B. RELATIONSHIP TO REFERENCE PERSON (Control Card Item 14b)	18C. PARENT'S LINE NUMBER	18D. AGE	18G. SEX Male ..... 0 Female ... 1	18K. ORIGIN
0 0	Own Child..... 0	0 0	0 0		1 1
1 1	Brother/Sister..... 0	1 1	1 1		2 2
2 2	Other relative of Reference Person..... 0	2 2	2 2		3 3
3 3	Non-rel. of Reference Person—WITH OWN RELS. in household..... 0	3 3	3 3		4 4
4 4	Non-rel. of Reference Person—NO OWN rels. in household..... 0	4 4	4 4		5 5
5 5		5 5	5 5		6 6
6 6		6 6	6 6		7 7
7 7		7 7	7 7		8 8
8 8		8 8	8 8		9 9
9 9		9 9	9 9		
		None 9			
		0			

ARMED FORCES MEMBERS TRANSCRIPTION ITEMS  
(Fill only in interview household for persons with "AF" in CC item 22.  
If more than 2 AF persons in household, use continuation CPS-1 document.)

FIRST ARMED FORCES MEMBER				
18A. LINE NO.	18B. RELATIONSHIP TO REFERENCE PERSON Reference Person WITH other relatives in household..... 0 Reference Person with NO other relatives in household..... 1	18C. PARENT'S LINE NUMBER	18D. AGE	18E. MARITAL STATUS Married—civilian spouse present..... 0 Married—Armed Forces spouse present..... 1 Married—spouse absent (Exclude separated)..... 2 Widowed..... 3 Divorced..... 4 Separated..... 5 Never married..... 6
0 0	Reference Person WITH other relatives in household..... 0	0 0	0 0	
1 1	Reference Person with NO other relatives in household..... 1	1 1	1 1	
2 2	Husband..... 0	2 2	2 2	
3 3	Wife..... 0	3 3	3 3	
4 4	Own child..... 0	4 4	4 4	
5 5	Parent..... 0	5 5	5 5	
6 6	Brother/Sister..... 0	6 6	6 6	
7 7	Other rel. of Ref. Person..... 0	7 7	7 7	
8 8	Non-rel. of Ref. Person WITH OWN relatives in household..... 0	8 8	8 8	
9 9	Non-rel. of Ref. Person with NO OWN relatives in household..... 0	9 9	9 9	
		None 9		
		0		

18F. SPOUSE'S LINE NO.	18G. SEX Male 0 Female 1	18H. HIGHEST GRADE ATTENDED E H C I I I 2 2 2 3 3 3 4 4 4 5 5 5 6 6 6 7 7 7 8 8 8	18I. GRADE COMPLETED Yes 0 No 1	18J. RACE 1. White..... 0 2. Black..... 1 3. Amer. Indian, Aleut, Eskimo..... 2 4. Asian or Pacific Isl... 3 5. Other..... 4	18K. ORIGIN 0 0 1 1 2 2 3 3 4 4 5 5 6 6 7 7 8 8 9 9
0 0					
1 1	Male 0	E H C	Yes 0	1. White..... 0	0 0
2 2	Female 1	I I I	No 1	2. Black..... 1	1 1
3 3		2 2 2		3. Amer. Indian, Aleut, Eskimo..... 2	2 2
4 4		3 3 3		4. Asian or Pacific Isl... 3	3 3
5 5		4 4 4		5. Other..... 4	4 4
6 6		5 5 5			5 5
7 7		6 6 6			6 6
8 8		7 7 7			7 7
9 9		8 8 8			8 8
None 9		None			9 9

SECOND ARMED FORCES MEMBER				
18A. LINE NO.	18B. RELATIONSHIP TO REFERENCE PERSON Reference Person WITH other relatives in household..... 0 Reference Person with NO other relatives in household..... 1	18C. PARENT'S LINE NUMBER	18D. AGE	18E. MARITAL STATUS Married—civilian spouse present..... 0 Married—Armed Forces spouse present..... 1 Married—spouse absent (Exclude separated)..... 2 Widowed..... 3 Divorced..... 4 Separated..... 5 Never married..... 6
0 0	Reference Person WITH other relatives in household..... 0	0 0	0 0	
1 1	Reference Person with NO other relatives in household..... 1	1 1	1 1	
2 2	Husband..... 0	2 2	2 2	
3 3	Wife..... 0	3 3	3 3	
4 4	Own child..... 0	4 4	4 4	
5 5	Parent..... 0	5 5	5 5	
6 6	Brother/Sister..... 0	6 6	6 6	
7 7	Other rel. of Ref. Person..... 0	7 7	7 7	
8 8	Non-rel. of Ref. Person WITH OWN relatives in household..... 0	8 8	8 8	
9 9	Non-rel. of Ref. Person with NO OWN relatives in household..... 0	9 9	9 9	
		None 9		
		0		

18F. SPOUSE'S LINE NO.	18G. SEX Male 0 Female 1	18H. HIGHEST GRADE ATTENDED E H C I I I 2 2 2 3 3 3 4 4 4 5 5 5 6 6 6 7 7 7 8 8 8	18I. GRADE COMPLETED Yes 0 No 1	18J. RACE 1. White..... 0 2. Black..... 1 3. Amer. Indian, Aleut, Eskimo..... 2 4. Asian or Pacific Isl... 3 5. Other..... 4	18K. ORIGIN 0 0 1 1 2 2 3 3 4 4 5 5 6 6 7 7 8 8 9 9
0 0					
1 1	Male 0	E H C	Yes 0	1. White..... 0	0 0
2 2	Female 1	I I I	No 1	2. Black..... 1	1 1
3 3		2 2 2		3. Amer. Indian, Aleut, Eskimo..... 2	2 2
4 4		3 3 3		4. Asian or Pacific Isl... 3	3 3
5 5		4 4 4		5. Other..... 4	4 4
6 6		5 5 5			5 5
7 7		6 6 6			6 6
8 8		7 7 7			7 7
9 9		8 8 8			8 8
None 9		None			9 9





18. LINE NUMBER

19. What was ... doing most of LAST WEEK -

Working Keeping house  
Going to school  
or something else?

Working (Skip to 20A) ... WK  
With a job but not at work ... J  
Looking for work ... LK  
Keeping house ... H  
Going to school ... S  
Unable to work (Skip to 24) ... U  
Retired ... R  
Other (Specify) ... OT

20C. Does ... USUALLY work 35 hours or more a week at this job?

Yes  What is the reason ... worked less than 35 hours LAST WEEK?

No  What is the reason ... USUALLY works less than 35 hours a week?

(Mark the appropriate reason)

Slack work  
Material shortage  
Plant or machine repair  
New job started during week  
Job terminated during week  
Could find only part-time work  
Holiday (Legal or religious)  
Labor dispute  
Bad weather  
Own illness  
On vacation  
Too busy with housework, school, personal bus., etc.  
Did not want full-time work  
Full-time work week under 35 hours  
Other reason (Specify)

(Skip to 23 and enter job worked at last week)

20. Did ... do any work at all LAST WEEK, not counting work around the house? (Note: If farm or business operator in hh., ask about unpaid work.)

Yes  No  (Go to 21)

20A. How many hours did ... work LAST WEEK at all jobs?

0 0  
1 1  
2 2  
3 3  
4 4  
5 5  
6 6  
7 7  
8 8  
9 9

20B. INTERVIEWER CHECK ITEM

49  (Skip to Item 23)

1-34  (Go to 20C)

35-48  (Go to 20D)

20D. Did ... lose any time or take any time off LAST WEEK for any reason such as illness, holiday or slack work?

Yes  How many hours did ... take off?

(Correct 20A if lost time not already deducted; if 20A reduced below 35, correct 20B and fill 20C; otherwise, skip to 23.)

No

20E. Did ... work any overtime or at more than one job LAST WEEK?

Yes  How many extra hours did ... work?

(Correct 20A and 20B as necessary if extra hours not already included and skip to 23.)

No  (Skip to 23)

21. (If I in 19, skip to 21A.) Did ... have a job or business from which he/she was temporarily absent or on layoff LAST WEEK?

Yes  No  (Go to 22)

21A. Why was ... absent from work LAST WEEK?

Own illness  
On vacation  
Bad weather  
Labor dispute  
New job to begin within 30 days (Skip to 22B and 22C2)  
Temporary layoff (Under 30 days)  
Indefinite layoff (30 days or more or no def. recall date) (Skip to 22C3)  
Other (Specify)

21B. Is ... getting wages or salary for any of the time off LAST WEEK?

Yes   
No   
Self-employed

21C. Does ... usually work 35 hours or more a week at this job?

Yes   
No  (Skip to 23 and enter job held last week)

INDUSTRY

0 0 0 A 0  
1 1 1 B 0  
2 2 2 C 0  
3 3 3 D 0  
4 4 4 E 0  
5 5 5 F 0  
6 6 6 G 0  
7 7 7 H 0  
8 8 8 J 0  
9 9 9 K 0  
L 0  
Ref. 0 M 0

OCCUPATION

0 0 0 N 0  
1 1 1 P 0  
2 2 2 Q 0  
3 3 3 R 0  
4 4 4 S 0  
5 5 5 T 0  
6 6 6 U 0  
7 7 7 V 0  
8 8 8 W 0  
9 9 9 X 0  
Y 0  
Ref. 0 Z 0

22. (If LK in 19, Skip to 22A.) Has ... been looking for work during the past 4 weeks?

Yes  No  (Go to 24)

22A. What has ... been doing in the last 4 weeks to find work? (Mark all methods used; do not read list.)

Checked with -

pub. employ. agency  
prt. employ. agency  
employer directly  
friends or relatives  
Placed or answered ads  
Nothing (Skip to 24)  
Other (Specify in notes, e.g., CETA, union or prof. register, etc.)

22B. Why did ... start looking for work? Was it because ... lost or quit a job at that time (pause) or was there some other reason?

Lost job  
Quit job  
Left school  
Wanted temporary work  
Other (Specify in notes)

22C. 1) How many weeks has ... been looking for work?  
2) How many weeks ago did ... start looking for work?  
3) How many weeks ago was ... laid off?

0 0  
1 1  
2 2  
3 3  
4 4  
5 5  
6 6  
7 7  
8 8  
9 9

22D. Has ... been looking for full-time or part-time work?

Full  Part

22E. Is there any reason why ... could not take a job LAST WEEK?

Yes  Already has a job  
Temporary illness  
Going to school  
Other (Specify in notes)

22F. When did ... last work at a full-time job or business (lasting 2 consecutive weeks or more)?

Within last 12 months (Specify) (Month)  
One to five years ago  
More than 5 years ago  
Never worked full-time 2 wks. or more  
Never worked at all (SKIP to 23. If layoff entered in 21A, enter job, either full or part time, from which laid off. Else enter last full time job lasting 2 weeks or more, or "never worked.")

23. DESCRIPTION OF JOB OR BUSINESS

23A. For whom did ... work? (Name of company, business, organization or other employer.)

23B. What kind of business or industry is this? (For example: TV and radio mfg., retail shoe store, State Labor Dept., farm.)

23C. What kind of work was ... doing? (For example: electrical engineer, stock clerk, typist, farmer.)

23D. What were ...'s most important activities or duties at this job? (For example: types, keeps account books, files, sells cars, operates printing press, finishes concrete.)

23E. Was this person an employee of PRIVATE Co., bus., or individual for wages, salary or comm. ... P  
A FEDERAL government employee ... F  
A STATE government employee ... S  
A LOCAL government employee ... L  
Self-empl. in OWN bus., prof. practice, or farm  
Is the business incorporated? Yes  No  SE  
Working WITHOUT PAY in fam. bus. or farm ... WP  
NEVER WORKED ... NEV

23F. INTERVIEWER CHECK ITEM

Entry for (NA) in item 20A  (Go to 25 at top of Page)

Entry for (NA) in item 21B  (Go to 25 at top of Page)

All other cases  (Skip to 26)

24. INTERVIEWER CHECK ITEM (Rotation number)

First digit of SEGMENT number is:  
0 1, 3, 4, 5, 7 or 8 (Skip to 26)  
0 2 or 6 (Go to 24A)

24A. When did ... last work for pay at a regular job or business, either full- or part-time?

Within past 12 months  
1 up to 2 years ago  
2 up to 3 years ago  
3 up to 4 years ago  
4 up to 5 years ago  
5 or more years ago  
Never worked

24B. Why did ... leave that job?

Personal, family (incl. pregnancy) or school  
Health  
Retirement or old age  
Seasonal job completed  
Slack work or business conditions  
Temporary nonseasonal job completed  
Unsatisfactory work arrangements (Hours, pay, etc.)  
Other

24C. Does ... want a regular job now, either full- or part-time?

Yes  
Maybe - it depends  
No  
Don't know

24D. What are the reasons ... is not looking for work? (Mark each reason mentioned)

Relieves no work available in line of work or area  
Couldn't find any work  
Lacks nec. schooling, training, skills or experience  
Employers think too young or too old  
Other pers. handicap in finding job  
Can't arrange child care  
Family responsibilities  
In school or other training  
Ill health, physical disability  
Other (Specify in notes)  
Don't know

24E. Does ... intend to look for work of any kind in the next 12 months?

Yes  
It depends (Specify in notes)  
No  
Don't know (If entry in 24B, describe job in 23, otherwise, skip to 26)

25. INTERVIEWER CHECK ITEM (Rotation number)

First digit of SEGMENT number is:  
0 1, 3, 4, 5, 7 or 8 (Skip to 26)  
0 2 or 6 (Go to 25A)

25A. How many hours per week does ... USUALLY work at this job?

0 0  
1 1  
2 2  
3 3  
4 4  
5 5  
6 6  
7 7  
8 8  
9 9

25B. Is ... paid by the hour on this job?

Yes  (Go to 25C)  
No  (Skip to 25D)

25C. How much does ... earn per hour?

Dollars  
Cents

0 0 0  
1 1 1  
2 2 2  
3 3 3  
4 4 4  
5 5 5  
6 6 6  
7 7 7  
8 8 8  
9 9 9

25D. How much does ... USUALLY earn per week at this job BEFORE deductions? Include any overtime pay, commissions, or tips usually received.

\$

0 0 0  
1 1 1  
2 2 2  
3 3 3  
4 4 4  
5 5 5  
6 6 6  
7 7 7  
8 8 8  
9 9 9

25E. On this job, is ... a member of a labor union or of an employee association similar to a union?

Yes  (Skip to 26)  
No  (Ask 25F)

25F. On this job, is ... covered by a union or employee association contract?

Yes  (Go to 26)  
No

18A. LINE NO.	18B. RELATIONSHIP TO REFERENCE PERSON	18C. PARENT'S LINE NUMBER	18D. AGE	18E. MARITAL STATUS	18F. SPOUSE'S LINE NUMBER	18G. SEX AND VETERAN STATUS	18H. HIGHEST GRADE ATTENDED	18I. GRADE COMPLETED	18J. RACE	18K. ORIGIN
1	Reference Person WITH other relatives in household			Married - civilian spouse present		Male (Also Mark Vet. Status)	E H C	Yes	1. White	
2	Reference Person with NO other relatives in household			Married - Armed Forces spouse present		Vietnam Era		No	2. Black	
3	Husband			Married - spouse absent (Exclude separated)		Korean War			3. Amer. Indian, Aleut, Eskimo	
4	Wife			Widowed		World War II			4. Asian or Pacific Isl.	
5	Own child			Divorced		World War I			5. Other	
6	Parent			Separated		Other Service				
7	Brother/Sister			Never married		Nonveteran				
8	Other rel. of Ref. Person					Female				
9	Non-rel. of Ref. Person WITH OWN relatives in household									
10	Non-rel. of Ref. Person with NO OWN relatives in household									

26. INTERVIEWER CHECK ITEM <i>(Transcribe from control card item 18)</i> This person is 16-24 years of age <input type="radio"/> (Ask 26A) All others <input type="radio"/> (End Questions)	35. Has... ever had or adopted any children? Yes <input type="radio"/> (Ask 36) No <input type="radio"/> (Skip to 56 - Ask questions of woman herself)	43. Were these payments to be received - <i>(Read categories)</i> Directly from child's father? <input type="radio"/> Through a court or public agency? <input type="radio"/> By some other method? <input type="radio"/> <i>(Specify in notes)</i>	50. Did you receive payments every month in 1983? Yes <input type="radio"/> (Skip to 56) No <input type="radio"/>	59. Did you receive these alimony or maintenance payments <i>(Read categories)</i> Regularly <input type="radio"/> Occasionally <input type="radio"/> Seldom or <input type="radio"/> Never? <input type="radio"/>
26A. <i>(If "School" in 19, Verify)</i> Is... attending or enrolled in a high school, college, or university? <i>(Mark "Yes" if currently on holiday or seasonal vacation. Mark "No" for summer vacation.)</i> Yes <input type="radio"/> (Verify) No <input type="radio"/> (End Questions) High School <input type="radio"/> (Ask 26B) College or Univ. <input type="radio"/>	36. How many children has... ever had (or adopted)? 1 2 3 4 + <i>(Fill 37)</i>	44. During calendar year 1983, were you or your child(ren) SUPPOSED to receive any child support payments <i>(Last divorce or separation?)</i> Yes <input type="radio"/> (Ask 45) No <input type="radio"/> (Skip to 49)	51. Have you contacted a child support enforcement office for aid in obtaining child support (for children of last divorce or separation)? Yes <input type="radio"/> (Ask 52) No <input type="radio"/> (Skip to 56)	60. In total, how much in alimony or maintenance payments were you SUPPOSED to receive in 1983? \$ <input type="text"/> .00 Included in child support <input type="checkbox"/>
26B. Is... enrolled in school as a full-time or part-time student? Full time <input type="radio"/> END QUESTIONS Part time <input type="radio"/>	37. INTERVIEWER CHECK ITEM <i>(See c.c. items 14 and 18)</i> Any <i>(other)</i> H.H. member 20 years old or under? Yes <input type="radio"/> (Fill 38) No <input type="radio"/> (Skip to 56)	45. Did you receive these child support payments <i>(Read categories)</i> Regularly <input type="radio"/> (Skip to 47) Occasionally <input type="radio"/> Seldom or <input type="radio"/> (Ask 46) Never? <input type="radio"/>	52. Did you receive any help from this office? Yes <input type="radio"/> (Ask 53) No <input type="radio"/> (Skip to 56)	61. How much in alimony or maintenance payments did you ACTUALLY receive in 1983? \$ <input type="text"/> .00 Included in child support <input type="checkbox"/>
REMINDER: ASK THE L. F. ITEMS FOR ALL H.H. MEMBERS BEFORE ASKING THE SUPPLEMENT	38. INTERVIEWER CHECK ITEM This person is currently: Never married <input type="radio"/> (Ask 39) All other <input type="radio"/> (Skip to 40)	46. What was the main reason you did not receive these payments regularly, was it because <i>(Read categories)</i> The father refused to pay? <input type="radio"/> You were unable to locate father? <input type="radio"/> Or was there some other reason? <input type="radio"/> <i>(Specify in notes)</i> Don't know <input type="radio"/>	53. What type of help did this office provide? <i>(Mark all that apply)</i> Locate the father <input type="checkbox"/> Establish paternity <input type="checkbox"/> Establish support obligation <input type="checkbox"/> Enforce support order <input type="checkbox"/> Obtain collection <input type="checkbox"/> Other <input type="checkbox"/> <i>(Fill 54)</i>	62. INTERVIEWER CHECK ITEM This person is currently: Separated <input type="checkbox"/> (Skip to 64) All others <input type="checkbox"/> (Ask 63)
28. INTERVIEWER CHECK ITEM A. This unit is in Rotation 1 or 5 <input type="radio"/> (End questions) Rotations 2, 3, 4, 6, 7 or 8 <input type="radio"/> (Fill 29B)	39. Are any of your children living here now? Yes <input type="radio"/> No <input type="radio"/> (Go to next person) How many? 1 2 3 4 + <i>(Skip to 41)</i>	47. In total, how much in child support payments were you SUPPOSED to receive in 1983? \$ <input type="text"/> .00	54. INTERVIEWER CHECK ITEM Dollar FOSDIC entry (or NA) in item 48 <input type="checkbox"/> (Ask 55) All others <input type="checkbox"/> (Skip to 56)	63. As part of the settlement, did you receive - <i>(Read categories and mark all that apply)</i> A one time cash settlement? <input type="checkbox"/> Some other type of settlement? <input type="checkbox"/> Or was there no settlement reached? <input type="checkbox"/>
B. This person is: <input type="radio"/> FEMALE 18 years or older AND currently Married <input type="radio"/> (Skip to 31) Widowed <input type="radio"/> Divorced <input type="radio"/> (Skip to 33) Separated <input type="radio"/> Never married <input type="radio"/> (Ask 30) All others - <i>(Go to next person)</i>	40. How many of the children living here now were fathered or adopted by your <i>(most recently)</i> divorced/separated husband? None <input type="radio"/> (Skip to 56) 1 2 3 4 + <i>(Ask 41)</i>	48. How much in child support payments did you ACTUALLY receive in 1983? \$ <input type="text"/> .00	55. How much of the child support you ACTUALLY received in 1983 was the result of help from this office? \$ <input type="text"/> .00	64. At the time of your (last) separation, were you working? Yes <input type="radio"/> (Ask 65) No <input type="radio"/> (Skip to 66)
30. Has... ever had any children? Yes <input type="radio"/> (Skip to 36) No <input type="radio"/> (Go to next person)	41. Were child support payments agreed to or awarded <i>(Last divorce or separation?)</i> Yes <input type="radio"/> Was it a Voluntary written agreement? <input type="radio"/> Court ordered? <input type="radio"/> (Ask 41A) Other <input type="radio"/> No <input type="radio"/> (Skip to 42)	49. At any time during 1983 did you receive AFDC (ADC) payments? Yes <input type="radio"/> (Ask 50) No <input type="radio"/> (Skip to 51)	56. INTERVIEWER CHECK ITEM This person is currently: Never married <input type="radio"/> (Go to next person) All others <input type="radio"/> (Ask 57)	65. Were you working 35 hours or more per week or less than 35 hours per week? 35+ per week <input type="checkbox"/> Less than 35 hours per week <input type="checkbox"/> (End Questions)
31. Has... been married more than once? Yes <input type="radio"/> (Ask 32) No <input type="radio"/> (Go to next person)	41A. Was health insurance included as part of the child support agreement? Yes <input type="radio"/> No <input type="radio"/> (Skip to 43)		57. Concerning your (last) divorce/separation, were alimony or maintenance payments agreed to or awarded? Yes <input type="radio"/> (Ask 58) No <input type="radio"/> (Skip to 62)	66. Did you work at any time during the 5 years before your (last) separation? Yes <input type="radio"/> No <input type="radio"/>
32. Has... ever been divorced? Yes <input type="radio"/> (Ask 33) No <input type="radio"/> (Go to next person)	42. Why were child support payments not agreed to or awarded? Final agreement pending <input type="checkbox"/> Accepted property settlement in lieu of child support <input type="checkbox"/> Joint custody granted <input type="checkbox"/> Did not want child support <input type="checkbox"/> Wanted child support but agreement not sought or reached because: Unable to locate father <input type="checkbox"/> Unable to establish paternity <input type="checkbox"/> Some other reason <input type="checkbox"/> (Skip to 49)		58. During 1983 were you SUPPOSED to receive alimony or maintenance payments? Yes <input type="radio"/> (Ask 59) No <input type="radio"/> (Skip to 62)	INTERVIEWER CHECK ITEM Callback Required <input type="checkbox"/> Callback Completed <input type="checkbox"/>
33. When did...s <i>(most recent)</i> divorce/separation take place? <i>(Month)</i> J F M A M J J A S O N D O O O O O O O O O O <i>(Year 19 -)</i> O I 2 3 4 5 6 7 8 9				
34. What was the date of that marriage? <i>(Month)</i> J F M A M J J A S O N D O O O O O O O O O O <i>(Year 19 -)</i> O I 2 3 4 5 6 7 8 9				

## APPENDIX A1

## INDUSTRY CLASSIFICATION CODES

(Numbers in parentheses are the 1972 SIC code equivalents; see Executive Office of the President, Office of Management and Budget, Standard Industrial Classification Manual, 1972 and the 1977 Supplement. "Pt" means part; "n.e.c." means not elsewhere classified.)

<u>Code</u>	<u>Industry</u>
0-9	not used
10-31	AGRICULTURE, FORESTRY, AND FISHERIES
10	Agricultural production, crops (01)
11	Agricultural production, livestock (02)
12-19	not used
20	Agricultural services, except horticultural (07, except 078)
21	Horticultural services (078)
22-29	not used
30	Forestry (08)
31	Fishing, hunting, and trapping (09)
32-39	not used
40-50	MINING
40	Metal mining (10)
41	Coal mining (11, 12)
42	Crude petroleum and natural gas extraction (13)
43-49	not used
50	Nonmetallic mining and quarrying, except fuel (14)
51-59	not used
60	CONSTRUCTION (15, 16, 17)
61-99	not used
100-392	MANUFACTURING
100-222	Nondurable Goods
100-122	Food and kindred products
100	Meat products (201)
101	Dairy products (202)
102	Canned and preserved fruits and vegetables (203)
103-109	not used
110	Grain mill products (204)
111	Bakery products (205)
112	Sugar and confectionery products (206)
113-119	not used
120	Beverage industries (208)
121	Miscellaneous food preparations and kindred products (207, 209)
122	Not specified food industries
123-129	not used
130	Tobacco manufactures (21)
131	not used
132-150	Textile mill products
132	Knitting mills (225)
133-139	not used
140	Dyeing and finishing textiles, except wool and knit goods. (226)

<u>Code</u>	<u>Industry</u>
141	Floor coverings, except hard surface (227)
142	Yarn, thread, and fabric mills (228, 221-224)
143-149	not used
150	Miscellaneous textile mill products (229)
151-152	Apparel and other finished textile products
151	Apparel and accessories, except knit (231-238)
152	Miscellaneous fabricated textile products (239)
153-159	not used
160-162	Paper and allied products
160	Pulp, paper, and paperboard mills (261-263, 266)
161	Miscellaneous paper and pulp products (264)
162	Paperboard containers and boxes (265)
163-170	not used
171-172	Printing, publishing, and allied industries
171	Newspaper publishing and printing (271)
172	Printing, publishing, and allied industries, except newspapers (272-279)
173-179	not used
180-192	Chemicals and allied products
180	Plastics, synthetics, and resins (282)
181	Drugs (283)
182	Soaps and cosmetics (284)
183-189	not used
190	Paints, varnishes, and related products (285)
191	Agricultural chemicals (287)
192	Industrial and miscellaneous chemicals (281, 286, 289)
193-199	not used
200-201	Petroleum and coal products
200	Petroleum refining (291)
201	Miscellaneous petroleum and coal products (295, 299)
202-209	not used
210-212	Rubber and miscellaneous plastics products
210	Tires and inner tubes (301)
211	Other rubber products, and plastics footwear and belting (302-304, 306)
212	Miscellaneous plastics products (307)
213-219	not used
220-222	Leather and leather products
220	Leather tanning and finishing (311)
221	Footwear, except rubber and plastic (313, 314)
222	Leather products, except footwear (315-317, 319)
223-229	not used
230-391	Durable Goods
230-241	Lumber and wood products, except furniture
230	Logging (241)
231	Sawmills, planing mills, and millwork (242, 243)
232	Wood buildings and mobile homes (245)
233-240	not used
241	Miscellaneous wood products (244, 249)
242	Furniture and fixtures (25)
243-249	not used

<u>Code</u>	<u>Industry</u>
250-262	Stone, clay, glass, and concrete products
250	Glass and glass products (321-323)
251	Cement, concrete, gypsum, and plaster products (324, 327)
252	Structural clay products (325)
253-260	not used
261	Pottery and related products (326)
262	Miscellaneous nonmetallic mineral and stone products (328, 329)
263-269	not used
270-301	Metal industries
270	Blast furnaces, steelworks, rolling and finishing mills (331)
271	Iron and steel foundries (332)
272	Primary aluminum industries (3334, part 334, 3353-3355, 3361)
273-279	not used
280	Other primary metal industries (3331-3333, 3339, part 334, 3351, 3356, 3357, 3362, 3369, 339)
281	Cutlery, handtools, and other hardware (342)
282	Fabricated structural metal products (344)
283-289	not used
290	Screw machine products (345)
291	Metal forgings and stampings (346)
292	Ordnance (348)
293-299	not used
300	Miscellaneous fabricated metal products (341, 343, 347, 349)
301	Not specified metal industries
302-309	not used
310-332	Machinery, except electrical
310	Engines and turbines (351)
311	Farm machinery and equipment (352)
312	Construction and material handling machines (353)
313-319	not used
320	Metalworking machinery (354)
321	Office and accounting machines (357, except 3573)
322	Electronic computing equipment (3573)
323-330	not used
331	Machinery, except electrical, n.e.c. (355, 356, 358, 359)
332	Not specified machinery
333-339	not used
340-350	Electrical machinery, equipment, and supplies
340	Household appliances (363)
341	Radio, T.V., and communication equipment (365, 366)
342	Electrical machinery, equipment, and supplies, n.e.c. (361, 362, 364, 367, 369)
343-349	not used
350	Not specified electrical machinery, equipment, and supplies

<u>Code</u>	<u>Industry</u>
351-370	Transportation equipment
351	Motor vehicles and motor vehicle equipment (371)
352	Aircraft and parts (372)
353-359	not used
360	Ship and boat building and repairing (373)
361	Railroad locomotives and equipment (374)
362	Guided missiles, space vehicles, and parts (376)
363-369	not used
370	Cycles and miscellaneous transportation equipment (375, 379)
371-382	Professional and photographic equipment, and watches
371	Scientific and controlling instruments (381, 382)
372	Optical and health services supplies (383, 384, 385)
373-379	not used
380	Photographic equipment and supplies (386)
381	Watches, clocks, and clockwork operated devices (387)
382	Not specified professional equipment
383-389	not used
390	Toys, amusement, and sporting goods (394)
391	Miscellaneous manufacturing industries (39 except 394)
392	Not specified manufacturing industries <u>1/</u>
393-399	not used
400-472	TRANSPORTATION, COMMUNICATIONS, AND OTHER PUBLIC UTILITIES
400-432	Transportation
400	Railroads (40)
401	Bus service and urban transit (41 except 412)
402	Taxicab service (412)
403-409	not used
410	Trucking service (421, 423)
411	Warehousing and storage (422)
412	U.S. Postal Service (43)
413-419	not used
420	Water transportation (44)
421	Air transportation (45)
422	Pipe lines, except natural gas (46)
423-431	not used
432	Services incidental to transportation (47)
433-439	not used
440-442	Communications
440	Radio and television broadcasting (483)
441	Telephone (wire and radio) (481)
442	Telegraph and miscellaneous communication services (482, 489)
443-459	not used
460-472	Utilities and sanitary services
460	Electric light and power (491)
461	Gas and steam supply systems (492, 496)
462	Electric and gas, and other combinations (493)
463-469	not used

1/ When shown separately, "Not specified manufacturing" is at the same level as "Nondurable goods" and "Durable goods." When not shown, it is tallied with "Durable goods."

<u>Code</u>	<u>Industry</u>
470	Water supply and irrigation (494, 497)
471	Sanitary services (495)
472	Not specified utilities
473-499	not used
500-571	WHOLESALE TRADE
500-532	Durable Goods
500	Motor vehicles and equipment (501)
501	Furniture and home furnishings (502)
502	Lumber and construction materials (503)
503-509	not used
510	Sporting goods, toys, and hobby goods (504)
511	Metals and minerals, except petroleum (505)
512	Electrical goods (506)
513-520	not used
521	Hardware, plumbing and heating supplies (507)
522	Not specified electrical and hardware products
523-529	not used
530	Machinery, equipment, and supplies (508)
531	Scrap and waste materials (5093)
532	Miscellaneous wholesale, durable goods (5094, 5099)
533-539	not used
540-571	Nondurable Goods
540	Paper and paper products (511)
541	Drugs, chemicals, and allied products (512, 516)
542	Apparel, fabrics, and notions (513)
543-549	not used
550	Groceries and related products (514)
551	Farm products - raw materials (515)
552	Petroleum products (517)
553-559	not used
560	Alcoholic beverages (518)
561	Farm supplies (5191)
562	Miscellaneous wholesale, nondurable goods (5194, 5198, 5199)
563-570	not used
571	Not specified wholesale trade
572-579	not used
580-691	RETAIL TRADE
580	Lumber and building material retailing (521, 523)
581	Hardware stores (525)
582	Retail nurseries and garden stores (526)
583-589	not used
590	Mobile home dealers (527)
591	Department stores (531)
592	Variety stores (533)
593-599	not used
600	Miscellaneous general merchandise stores (539)
601	Grocery stores (541)
602	Dairy products stores (545)
603-609	not used
610	Retail bakeries (546)
611	Food stores, n.a.c. (542, 543, 544, 549)



<u>Code</u>	<u>Industry</u>
612	Motor vehicle dealers (551, 552)
613-619	not used
620	Auto and home supply stores (553)
621	Gasoline service stations (554)
622	Miscellaneous vehicle dealers (555, 556, 557, 559)
623-629	not used
630	Apparel and accessory stores, except shoe (56, except 566)
631	Shoe stores (566)
632	Furniture and home furnishings stores (571)
633-639	not used
640	Household appliances, TV, and radio stores (572, 573)
641	Eating and drinking places (58)
642	Drug stores (591)
643-649	not used
650	Liquor stores (592)
651	Sporting goods, bicycles, and hobby stores (5941, 5945, 5946)
652	Book and stationery stores (5942, 5943)
653-659	not used
660	Jewelry stores (5944)
661	Sewing, needlework, and piece goods stores (5949)
662	Mail order houses (5961)
663-669	not used
670	Vending machine operators (5962)
671	Direct selling establishments (5963)
672	Fuel and ice dealers (598)
673-680	not used
681	Retail florists (5992)
682	Miscellaneous retail stores (593, 5947, 5948, 5993, 5994, 5999)
683-690	not used
691	Not specified retail trade
692-699	not used
700-712	<b>FINANCE, INSURANCE, AND REAL ESTATE</b>
700	Banking (60)
701	Savings and loan associations (612)
702	Credit agencies, n.e.c. (61, except 612)
703-709	not used
710	Security, commodity brokerage, and investment companies (62, 67)
711	Insurance (63, 64)
712	Real estate, including real estate-insurance-law offices (65, 66)
713-720	not used
721-760	<b>BUSINESS AND REPAIR SERVICES</b>
721	Advertising (731)
722	Services to dwellings and other buildings (734)
723-729	not used
730	Commercial research, development, and testing labs (7391, 7397)
731	Personnel supply services (736)
732	Business management and consulting services (7392)
733-739	not used

<u>Code</u>	<u>Industry</u>
740	Computer and data processing services (737)
741	Detective and protective services (7393)
742	Business services, n.e.c. (732, 733, 735, 7394, 7395, 7396, 7399)
743-749	not used
750	Automotive services, except repair (751, 752, 754)
751	Automotive repair shops (753)
752	Electrical repair shops (762, 7694)
753-759	not used
760	Miscellaneous repair services (763, 764, 7692, 7699)
761-791	<b>PERSONAL SERVICES</b>
761	Private households (88)
762	Hotels and motels (701)
763-769	not used
770	Lodging places, except hotels and motels (702, 703, 704)
771	Laundry, cleaning, and garment services (721)
772	Beauty shops (723)
773-779	not used
780	Barber shops (724)
781	Funeral service and crematories (726)
782	Shoe repair shops (725)
783-789	not used
790	Dressmaking shops (part 729)
791	Miscellaneous personal services (722, part 729)
792-799	not used
800-802	<b>ENTERTAINMENT AND RECREATION SERVICES</b>
800	Theaters and motion pictures (78, 792)
801	Bowling alleys, billiard and pool parlors (793)
802	Miscellaneous entertainment and recreation services (791, 794, 799)
803-811	not used
812-892	<b>PROFESSIONAL AND RELATED SERVICES</b>
812	Offices of physicians (801, 803)
813-819	not used
820	Offices of dentists (802)
821	Offices of chiropractors (8041)
822	Offices of optometrists (8042)
823-829	not used
830	Offices of health practitioners, n.e.c. (8049)
831	Hospitals (806)
832	Nursing and personal care facilities (805)
833-839	not used
840	Health services, n.e.c. (807, 808, 809)
841	Legal services (81)
842	Elementary and secondary schools (821)
843-849	not used
850	Colleges and universities (822)
851	Business, trade, and vocational schools (824)
852	Libraries (823)
853-859	not used
860	Educational services, n.e.c. (829)

<u>Code</u>	<u>Industry</u>
861	Job training and vocational rehabilitation services (833)
862	Child day care services (835)
863-869	not used
870	Residential care facilities, without nursing (836)
871	Social services, n.e.c. (832, 839)
872	Museums, art galleries, and zoos (84)
873-879	not used
880	Religious organizations (866)
881	Membership organizations (861-865, 869)
882	Engineering, architectural, and surveying services (891)
883-889	not used
890	Accounting, auditing, and bookkeeping services (893)
891	Noncommercial educational and scientific research (892)
892	Miscellaneous professional and related services (899)
893-889	not used
900-932	<b>PUBLIC ADMINISTRATION</b>
900	Executive and legislative offices (911-913)
901	General government, n.e.c. (919)
902-909	not used
910	Justice, public order, and safety (92)
911-920	not used
921	Public finance, taxation, and monetary policy (93)
922	Administration of human resources programs (94)
923-929	not used
930	Administration of environmental quality and housing programs (95)
931	Administration of economic programs (96)
932	National security and international affairs (97)
933-990	not used
991	Assigned to persons whose labor force status is unemployed and whose last job was Armed Forces.

APPENDIX A2

DETAILED INDUSTRY RECODES

(01-46)

<u>DETAILED INDUSTRY</u>	<u>RECODE</u>	<u>INDUSTRY CODE</u>
AGRICULTURE	01	10-21
MINING	02	40-50
CONSTRUCTION	03	60
MANUFACTURING (DURABLE GOODS)		
LUMBER AND WOOD PRODUCTS, EXCEPT FURNITURE	04	230-241
FURNITURE AND FIXTURES	05	242
STONE, CLAY, GLASS, AND CONCRETE PRODUCTS	06	250-262
PRIMARY METALS	07	270-280
FABRICATED METALS	08	281-300
NOT SPECIFIED METAL INDUSTRIES	09	301
MACHINERY, EXCEPT ELECTRICAL	10	310-332
ELECTRICAL MACHINERY, EQUIPMENT, AND SUPPLIES	11	340-350
MOTOR VEHICLES AND EQUIPMENT	12	351
AIRCRAFT AND PARTS	13	352
OTHER TRANSPORTATION EQUIPMENT	14	360-370
PROFESSIONAL AND PHOTOGRAPHIC EQUIPMENT, AND WATCHES	15	371-382
TOYS, AMUSEMENTS, AND SPORTING GOODS	16	390
MISCELLANEOUS AND NOT SPECIFIED MANUFACTURING INDUSTRIES	17	391-392
MANUFACTURING (NONDURABLE GOODS)		
FOOD AND KINDRED PRODUCTS	18	100-122
TOBACCO MANUFACTURES	19	130
TEXTILE MILL PRODUCTS	20	132-150
APPAREL AND OTHER FINISHED TEXTILE PRODUCTS	21	151-152
PAPER AND ALLIED PRODUCTS	22	160-162
PRINTING, PUBLISHING, AND ALLIED INDUSTRIES	23	171-172
CHEMICALS AND ALLIED PRODUCTS	24	180-192
PETROLEUM AND COAL PRODUCTS	25	200-201
RUBBER AND MISCELLANEOUS PLASTICS PRODUCTS	26	210-212
LEATHER AND LEATHER PRODUCTS	27	220-222
TRANSPORTATION	28	400-432
COMMUNICATIONS	29	440-442
UTILITIES AND SANITARY SERVICES	30	460-472
WHOLESALE TRADE	31	500-571
RETAIL TRADE	32	580-691

BANKING AND OTHER FINANCE	33	700-710
INSURANCE AND REAL ESTATE	34	711-712
PRIVATE HOUSEHOLD SERVICES	35	761
BUSSINESS SERVICES	36	721-742
REPAIR SERVICES	37	750-760
PERSONAL SERVICES, EXCEPT PRIVATE HOUSEHOLD	38	762-791
ENTERTAINMENT AND RECREATION SERVICES	39	800-802
HOSPITALS	40	831
HEALTH SERVICES, EXCEPT HOSPITALS	41	812-830 832-840
EDUCATIONAL SERVICES	42	842-860
SOCIAL SERVICES	43	861-871
OTHER PROFESSIONAL SERVICES	44	841 872-892
FORESTRY AND FISHERIES	45	30-31
PUBLIC ADMINISTRATION	46	900-932

APPENDIX A3

MAJOR INDUSTRY RECODES

(01-14)

<u>MAJOR INDUSTRY</u>	<u>RECODE</u>	<u>INDUSTRY CODE</u>
AGRICULTURE, FORESTRY, AND FISHERIES	01	10-31
MINING	02	40-50
CONSTRUCTION	03	60
MANUFACTURING		
DURABLE GOODS	04	230-392
NONDURABLE GOODS	05	100-222
TRANSPORTATION, COMMUNICATIONS, AND OTHER PUBLIC UTILITIES	06	400-472
WHOLESALE TRADE	07	500-571
RETAIL TRADE	08	580-691
FINANCE, INSURANCE, AND REAL ESTATE	09	700-712
BUSINESS AND REPAIR SERVICES	10	721-760
PERSONAL SERVICES INCLUDING PRIVATE HOUSEHOLDS	11	761-791
ENTERTAINMENT AND RECREATION SERVICES	12	800-802
PROFESSIONAL AND RELATED SERVICES	13	812-892
PUBLIC ADMINISTRATION	14	900-932

APPENDIX B1

OCCUPATIONAL CLASSIFICATION CODES FOR DETAILED OCCUPATIONAL CATEGORIES

(Numbers in parentheses are the 1980 SOC code equivalent; see U.S. Department of Commerce, Office of Federal Statistical Policy and Standards, Standard Occupational Classification Manual, 1980. "Pt" means part; "n.e.c." means not elsewhere classified.)

<u>Code</u>	<u>Occupation</u>
0-2	not used
3-199	MANAGERIAL AND PROFESSIONAL SPECIALTY OCCUPATIONS
3-37	Executive, Administrative, and Managerial Occupations
3	Legislators (111)
4	Chief executives and general administrators, public administration (112)
5	Administrators and officials, public administration (1132-1139)
6	Administrators, protective services (1131)
7	Financial managers (122)
8	Personnel and labor relations managers (123)
9	Purchasing managers (124)
10-12	not used
13	Managers, marketing, advertising, and public relations (125)
14	Administrators, education and related fields (128)
15	Managers, medicine and health (131)
16	Managers, properties and real estate (1353)
17	Postmasters and mail superintendents (1344)
18	Funeral directors (pt 1359)
19	Managers and administrators, n.e.c. (121, 126, 127, 132-139, exc. 1344, 1353, pt 1359)
20-22	not used
23-37	Management Related Occupations
23	Accountants and auditors (1412)
24	Underwriters (1414)
25	Other financial officers (1415, 1419)
26	Management analysts (142)
27	Personnel, training, and labor relations specialists (143)
28	Purchasing agents and buyers, farm products (1443)
29	Buyers, wholesale and retail trade except farm products (1442)
30-32	not used
33	Purchasing agents and buyers, n.e.c. (1449)
34	Business and promotion agents (145)
35	Construction inspectors (1472)
36	Inspectors and compliance officers, exc. construction (1473)
37	Management related occupations, n.e.c. (149)
38-42	not used

<u>Code</u>	<u>Occupation</u>
43-199	Professional Specialty Occupations
43-63	Engineers, Architects, and Surveyors
43	Architects (161)
44-59	Engineers
44	Aerospace (1622)
45	Metallurgical and materials (1623)
46	Mining (1624)
47	Petroleum (1625)
48	Chemical (1626)
49	Nuclear (1627)
50-52	not used
53	Civil (1628)
54	Agricultural (1632)
55	Electrical and electronic (1633, 1636)
56	Industrial (1634)
57	Mechanical (1635)
58	Marine and naval architects (1637)
59	Engineers, n.e.c. (1639)
60-62	not used
63	Surveyors and mapping scientists (164)
64-68	Mathematical and Computer Scientists
64	Computer systems analysts and scientists (171)
65	Operations and systems researchers and analysts (172)
66	Actuaries (1732)
67	Statisticians (1733)
68	Mathematical scientists, n.e.c. (1739)
69-83	Natural Scientists
69	Physicists and astronomers (1842, 1843)
70-72	not used
73	Chemists, except biochemists (1845)
74	Atmospheric and space scientists (1846)
75	Geologists and geodeists (1847)
76	Physical scientists, n.e.c. (1849)
77	Agricultural and food scientists (1853)
78	Biological and life scientists (1854)
79	Forestry and conservation scientists (1852)
80-82	not used
83	Medical scientists (1855)
84-89	Health Diagnosing Occupations
84	Physicians (261)
85	Dentists (262)
86	Veterinarians (27)
87	Optometrists (281)
88	Podiatrists (283)
89	Health diagnosing practitioners, n.e.c. (289)
90-94	not used
95-106	Health Assessment and Treating Occupations
95	Registered nurses (29)
96	Pharmacists (301)
97	Dietitians (302)
98-105	Therapists
98	Inhalation therapists (3031)
99	Occupational therapists (3032)



<u>Code</u>	<u>Occupation</u>
100-102	not used
103	Physical therapists (3033)
104	Speech therapists (3034)
105	Therapists, n.e.c. (3039)
106	Physicians' assistants (304)
107-112	not used
113-154	Teachers, Postsecondary
113	Earth, environmental, and marine science teachers (2212)
114	Biological science teachers (2213)
115	Chemistry teachers (2214)
116	Physics teachers (2215)
117	Natural science teachers, n.e.c. (2216)
118	Psychology teachers (2217)
119	Economics teachers (2218)
120-122	not used
123	History teachers (2222)
124	Political science teachers (2223)
125	Sociology teachers (2224)
126	Social science teachers, n.e.c. (2225)
127	Engineering teachers (2226)
128	Mathematical science teachers (2227)
129	Computer science teachers (2228)
130-132	not used
133	Medical science teachers (2231)
134	Health specialties teachers (2232)
135	Business, commerce, and marketing teachers (2233)
136	Agriculture and forestry teachers (2234)
137	Art, drama, and music teachers (2235)
138	Physical education teachers (2236)
139	Education teachers (2237)
140-142	not used
143	English teachers (2238)
144	Foreign language teachers (2242)
145	Law teachers (2243)
146	Social work teachers (2244)
147	Theology teachers (2245)
148	Trade and industrial teachers (2246)
149	Home economics teachers (2247)
150-152	not used
153	Teachers, postsecondary, n.e.c. (2249)
154	Postsecondary teachers, subject not specified
155-159	Teachers, Except Postsecondary
155	Teachers, prekindergarten and kindergarten (231)
156	Teachers, elementary school (232)
157	Teachers, secondary school (233)
158	Teachers, special education (235)
159	Teachers, n.e.c. (236, 239)
160-162	not used

<u>Code</u>	<u>Occupation</u>
163	Counselors, educational and vocational (24)
164-165	Librarians, Archivists, and Curators
164	Librarians (251)
165	Archivists and curators (252)
166-173	Social Scientists and Urban Planners
166	Economists (1912)
167	Psychologists (1915)
168	Sociologists (1916)
169	Social scientists, n.e.c. (1913, 1914, 1919)
170-172	not used
173	Urban planners (192)
174-177	Social, Recreation, and Religious Workers
174	Social workers (2032)
175	Recreation workers (2033)
176	Clergy (2042)
177	Religious workers, n.e.c. (2049)
178-179	Lawyers and Judges
178	Lawyers (211)
179	Judges (212)
180-182	not used
183-199	Writers, Artists, Entertainers, and Athletes
183	Authors (321)
184	Technical writers (398)
185	Designers (322)
186	Musicians and composers (323)
187	Actors and directors (324)
188	Painters, sculptors, craft-artists, and artist print-makers (325)
189	Photographers (326)
190-192	not used
193	Dancers (327)
194	Artists, performers, and related workers, n.e.c. (328, 329)
195	Editors and reporters (331)
196	not used
197	Public relations specialists (332)
198	Announcers (333)
199	Athletes (34)
200-202	not used
203-389	<b>TECHNICAL, SALES, AND ADMINISTRATIVE SUPPORT OCCUPATIONS</b>
203-235	Technicians and Related Support Occupations
203-208	Health Technologists and Technicians
203	Clinical laboratory technologists and technicians (362)
204	Dental hygienists (363)
205	Health record technologists and technicians (364)
206	Radiologic technicians (365)
207	Licensed practical nurses (366)
208	Health Technologists and technicians, n.e.c. (369)

<u>Code</u>	<u>Occupation</u>
209-212	not used
213-235	Technologists and Technicians, Except Health
213-218	Engineering and Related Technologists and Technicians
213	Electrical and electronic technicians (3711)
214	Industrial engineering technicians (3712)
215	Mechanical engineering technicians (3713)
216	Engineering technicians, n.e.c. (3719)
217	Drafting occupations (372)
218	Surveying and mapping technicians (373)
219-222	not used
223-225	Science Technicians
223	Biological technicians (382)
224	Chemical technicians (3831)
225	Science technicians, n.e.c. (3832, 3833, 384, 389)
226-235	Technicians; Except Health, Engineering, and Science
226	Airplane pilots and navigators (825)
227	Air traffic controllers (392)
228	Broadcast equipment operators (393)
229	Computer programmers (3971, 3972)
230-232	not used
233	Tool programmers, numerical control (3974)
234	Legal assistants (396)
235	Technicians, n.e.c. (399)
236-242	not used
243-285	Sales Occupations
243	Supervisors and proprietors, sales occupations (40)
244-252	not used
253-257	Sales Representatives, Finance and Business Services
253	Insurance sales occupations (4122)
254	Real estate sales occupations (4123)
255	Securities and financial services sales occupations (4124)
256	Advertising and related sales occupations (4153)
257	Sales occupations, other business services (4152)
258-259	Sales Representatives, Commodities Except Retail
258	Sales engineers (421)
259	Sales representatives, mining, manufacturing, and wholesale (423, 424)
260-262	not used
263-278	Sales Workers, Retail and Personal Services
263	Sales workers, motor vehicles and boats (4342, 4344)
264	Sales workers, apparel (4346)
265	Sales workers, shoes (4351)
266	Sales workers, furniture and home furnishings (4348)
267	Sales workers; radio, TV, hi-fi, and appliances (4343, 4352)
268	Sales workers, hardware and building supplies (4353)
269	Sales workers, parts (4367)
270-273	not used
274	Sales workers, other commodities (4345, 4347, 4354, 4356, 4359, 4362, 4369)

<u>Code</u>	<u>Occupation</u>
275	Sales counter clerks (4363)
276	Cashiers (4364)
277	Street and door-to-door sales workers (4366)
278	News vendors (4365)
279-282	not used
283-285	Sales Related Occupations
283	Demonstrators, promoters and models, sales (445)
284	Auctioneers (447)
285	Sales support occupations, n.e.c. (444, 446, 449)
286-302	not used
303-389	Administrative Support Occupations, Including Clerical.
303-307	Supervisors, Administrative Support Occupations
303	Supervisors, general office (4511, 4513, 4514, 4516, 4519, 4529)
304	Supervisors, computer equipment operators (4512)
305	Supervisors, financial records processing (4521)
306	Chief communications operators (4523)
307	Supervisors; distribution, scheduling, and adjusting clerks (4522, 4524-4528)
308-309	Computer Equipment Operators
308	Computer operators (4612)
309	Peripheral equipment operators (4613)
310-312	not used
313-315	Secretaries, Stenographers and Typists
313	Secretaries (4622)
314	Stenographers (4623)
315	Typists (4624)
316-323	Information Clerks
316	Interviewers (4642)
317	Hotel clerks (4643)
318	Transportation ticket and reservation agents (4644)
319	Receptionists (4645)
320-322	not used
323	Information clerks, n.e.c. (4649)
324	not used
325-336	Records Processing Occupations, Except Financial
325	Classified-ad clerks (4662)
326	Correspondence clerks (4663)
327	Order clerks (4664)
328	Personnel clerks, except payroll and timekeeping (4692)
329	Library clerks (4694)
330-334	not used
335	File clerks (4696)
336	Records clerks (4699)
337-344	Financial Records Processing Occupations
337	Bookkeepers, accounting, and auditing clerks (4712)
338	Payroll and timekeeping clerks (4713)
339	Billing clerks (4715)
340-342	not used

<u>Code</u>	<u>Occupation</u>
343	Cost and rate clerks (4716)
344	Billing, posting, and calculating machine operators (4718)
345-347	Duplicating, Mail and Other Office Machine Operators
345	Duplicating machine operators (4722)
346	Mail preparing and paper handling machine operators (4723)
347	Office machine operators, n.e.c. (4729)
348-353	Communications Equipment Operators
348	Telephone operators (4732)
349	Telegraphers (4733)
350-352	not used
353	Communications equipment operators, n.e.c. (4739)
354-357	Mail and Message Distributing Occupations
354	Postal clerks, exc. mail carriers (4742)
355	Mail carriers, postal service (4743)
356	Mail clerks, exc. postal service (4744)
357	Messengers (4745)
358	not used
359-374	Material Recording, Scheduling, and Distributing Clerks, n.e.c.
359	Dispatchers (4751)
360-362	not used
363	Production coordinators (4752)
364	Traffic, shipping, and receiving clerks (4753)
365	Stock and inventory clerks (4754)
366	Meter readers (4755)
367	not used
368	Weighers, measurers, and checkers (4756)
369	Samplers (4757)
370-372	not used
373	Expeditors (4758)
374	Material recording, scheduling, and distributing clerks, n.e.c. (4759)
375-378	Adjusters and Investigators
375	Insurance adjusters, examiners, and investigators (4782)
376	Investigators and adjusters, except insurance (4783)
377	Eligibility clerks, social welfare (4784)
378	Bill and account collectors (4786)
379-389	Miscellaneous Administrative Support Occupations
379	General office clerks (463)
380-382	not used
383	Bank tellers (4791)
384	Proofreaders (4792)
385	Data-entry keyers (4793)
386	Statistical clerks (4794)
387	Teachers aides (4795)
388	not used
389	Administrative support occupations, n.e.c. (4787, 4799)
390-402	not used

<u>Code</u>	<u>Occupation</u>
403-469	SERVICE OCCUPATIONS
403-407	Private Household Occupations
403	Launderers and ironers (503)
404	Cooks, private household (504)
405	Housekeepers and butlers (505)
406	Child care workers, private household (506)
407	Private household cleaners and servants (502, 507, 509)
408-412	not used
413-427	Protective Service Occupations
413-415	Supervisors, Protective Service Occupations
413	Supervisors, firefighting and fire prevention occupations (5111)
414	Supervisors, police and detectives (5112)
415	Supervisors, guards (5113)
416-417	Firefighting and Fire Prevention Occupations
416	Fire inspection and fire prevention occupations (5122)
417	Firefighting occupations (5123)
418-424	Police and Detectives
418	Police and detectives, public service (5132)
419-422	not used
423	Sheriffs, bailiffs, and other law enforcement officers (5134)
424	Correctional institution officers (5133)
425-427	Guards
425	Crossing guards (5142)
426	Guards and police, exc. public service (5144)
427	Protective service occupations, n.e.c. (5149)
428-432	not used
433-469	Service Occupations, Except Protective and Household
433-444	Food Preparation and Service Occupations
433	Supervisors, food preparation and service occupations (5211)
434	Bartenders (5212)
435	Waiters and waitresses (5213)
436	Cooks, except short order (5214)
437	Short-order cooks (5215)
438	Food counter, fountain and related occupations (5216)
439	Kitchen workers, food preparation (5217)
440-442	not used
443	Waiters'/waitresses' assistants (5218)
444	Miscellaneous food preparation occupations (5219)
445-447	Health Service Occupations
445	Dental assistants (5232)
446	Health aides, except nursing (5233)
447	Nursing aides, orderlies, and attendants (5236)
448-455	Cleaning and Building Service Occupations, except Household
448	Supervisors, cleaning and building service workers (5241)
449	Maids and housemen (5242, 5249)
450-452	not used
453	Janitors and cleaners (5244)
454	Elevator operators (5245)
455	Pest control occupations (5246)

<u>Code</u>	<u>Occupation</u>
456-469	Personal Service Occupations
456	Supervisors, personal service occupations (5251)
457	Barbers (5252)
458	Hairdressers and cosmetologists (5253)
459	Attendants, amusement and recreation facilities (5254)
460-462	not used
463	Guides (5255)
464	Ushers (5256)
465	Public transportation attendants (5257)
466	Baggage porters and bellhops (5262)
467	Welfare service aides (5263)
468	Child care workers, except private household (5264)
469	Personal service occupations, n.e.c. (5258, 5269)
470-472	not used
473-499	FARMING, FORESTRY, AND FISHING OCCUPATIONS
473-476	Farm Operators and Managers
473	Farmers, except horticultural (5512-5514)
474	Horticultural specialty farmers (5515)
475	Managers, farms, except horticultural (5522-5524)
476	Managers, horticultural specialty farms (5525)
477-489	Other Agricultural and Related Occupations
477-484	Farm Occupations, Except Managerial
477	Supervisors, farm workers (5611)
478	not used
479	Farm workers (5612-5617)
480-482	not used
483	Marine life cultivation workers (5618)
484	Nursery workers (5619)
485-489	Related Agricultural Occupations
485	Supervisors, related agricultural occupations (5621)
486	Groundskeepers and gardeners, except farm (5622)
487	Animal caretakers, except farm (5624)
488	Graders and sorters, agricultural products (5625)
489	Inspectors, agricultural products (5627)
490-493	not used
494-496	Forestry and Logging Occupations
494	Supervisors, forestry and logging workers (571)
495	Forestry workers, except logging (572)
496	Timber cutting and logging occupations (573, 579)
497-499	Fishers, Hunters, and Trappers
497	Captains and other officers, fishing vessels (pt 8241)
498	Fishers (583)
499	Hunters and trappers (584)
500-502	not used

<u>Code</u>	<u>Occupation</u>
503-699	PRECISION PRODUCTION, CRAFT, AND REPAIR OCCUPATIONS
503-549	Mechanics and Repairers
503	Supervisors, mechanics and repairers (60)
504	not used
505-549	Mechanics and Repairers, Except Supervisors
505-517	Vehicle and Mobile Equipment Mechanics and Repairers
505	Automobile mechanics (pt 6111)
506	Automobile mechanic apprentices (pt 6111)
507	Bus, truck, and stationary engine mechanics (6112)
508	Aircraft engine mechanics (6113)
509	Small engine repairers (6114)
510-513	not used
514	Automobile body and related repairers (6115)
515	Aircraft mechanics, exc. engine (6116)
516	Heavy equipment mechanics (6117)
517	Farm equipment mechanics (6118)
518	Industrial machinery repairers (613)
519	Machinery maintenance occupations (614)
520-522	not used
523-533	Electrical and Electronic Equipment Repairers
523	Electronic repairers, communications and industrial equipment (6151, 6153, 6155)
524	not used
525	Data processing equipment repairers (6154)
526	Household appliance and power tool repairers (6156)
527	Telephone line installers and repairers (6157)
528	not used
529	Telephone installers and repairers (6158)
530-532	not used
533	Miscellaneous electrical and electronic equipment repairers (6152, 6159)
534	Heating, air conditioning, and refrigeration mechanics (616)
535-549	Miscellaneous Mechanics and Repairers
535	Camera, watch, and musical instrument repairers (6171, 6172)
536	Locksmiths and safe repairers (6173)
537	not used
538	Office machine repairers (6174)
539	Mechanical controls and valve repairers (6175)
540-542	not used
543	Elevator installers and repairers (6176)
544	Millwrights (6178)
545-546	not used
547	Specified mechanics and repairers, n.e.c. (6177, 6179)
548	not used
549	Not specified mechanics and repairers
550-552	not used
553-599	Construction Trades
553-558	Supervisors, construction occupations
553	Supervisors; brickmasons, stonemasons, and tile setters (6312)
554	Supervisors, carpenters and related workers (6313)
555	Supervisors, electricians and power transmission installers (6134)
556	Supervisors; painters, paperhangers, and plasterers (6315)



<u>Code</u>	<u>Occupation</u>
557	Supervisors; plumbers, pipefitters, and steamfitters (6316)
558	Supervisors, n.e.c. (6311, 6318)
559-562	not used
563-599	Construction Trades, Except Supervisors
563	Brickmasons and stonemasons (pt 6412, pt 6413)
564	Brickmason and stonemason apprentices (pt 6412, pt 6413)
565	Tile setters, hard and soft (6414, pt 6462)
566	Carpet installers (pt 6462)
567	Carpenters (pt 6422)
568	not used
569	Carpenter apprentices (pt 6422)
570-572	not used
573	Drywall installers (6424)
574	not used
575	Electricians (pt 6432)
576	Electrician apprentices (pt 6432)
577	Electrical power installers and repairers (6433)
578	not used
579	Painters, construction and maintenance (6442)
580-582	not used
583	Paperhangers (6443)
584	Plasterers (6444)
585	Plumbers, pipefitters, and steamfitters (pt 645)
586	not used
587	Plumber, pipefitter, and steamfitter apprentices (pt 645)
588	Concrete and terrazzo finishers (6463)
589	Glaziers (6464)
590-592	not used
593	Insulation workers (6465)
594	Paving, surfacing, and tamping equipment operators (6466)
595	Roofers (6468)
596	Sheetmetal duct installers (6472)
597	Structural metal workers (6473)
598	Drillers, earth (6474)
599	Construction trades, n.e.c. (6467, 6475, 6476, 6479)
600-612	not used
613-617	Extractive Occupations
613	Supervisors, extractive occupations (632)
614	Drillers, oil well (652)
615	Explosives workers (653)
616	Mining machine operators (654)
617	Mining occupations, n.e.c. (656)
618-632	not used
633-699	Precision Production Occupations
633	Supervisors, production occupations (67, 71)
634-655	Precision Metal Working Occupations
634	Tool and die makers (pt 6811)
635	Tool and die maker apprentices (pt 6811)
636	Precision assemblers, metal (6812)
637	Machinists (pt 6813)

<u>Code</u>	<u>Occupation</u>
638	not used
639	Machinist apprentices (pt 6813)
640-642	not used
643	Boilermakers (6814)
644	Precision grinders, filers, and tool sharpeners (6816)
645	Pattermmakers and model makers, metal (6817)
646	Lay-out workers (6821)
647	Precious stones and metals workers (jewelers) (6822, 6866)
648	not used
649	Engravers, metal (6823)
650-652	not used
653	Sheet metal workers (pt 6824)
654	Sheet metal worker apprentices (pt 6824)
655	Miscellaneous precision metal workers (6829)
656-659	Precision Woodworking Occupations
656	Pattermmakers and model makers, wood (6831)
657	Cabinet makers and bench carpenters (6832)
658	Furniture and wood finishers (6835)
659	Miscellaneous precision woodworkers (6839)
660-665	not used
666-674	Precision Textile, Apparel, and Furnishings Machine Workers
666	Dressmakers (pt 6852, pt 7752)
667	Tailors (pt 6852)
668	Upholsterers (6853)
669	Shoe repairers (6854)
670-672	not used
673	Apparel and fabric pattermmakers (6856)
674	Miscellaneous precision apparel and fabric workers (6859, pt 7752)
675-684	Precision Workers, Assorted Materials
675	Hand molders and shapers, except jewelers (6861)
676	Pattermmakers, lay-out workers, and cutters (6862)
677	Optical goods workers (6864, pt 7477, pt 7677)
678	Dental laboratory and medical appliance technicians (6865)
679	Bookbinders (6844)
680-682	not used
683	Electrical and electronic equipment assemblers (6867)
684	Miscellaneous precision workers, n.e.c. (6869)
685	not used
686-688	Precision Food Production Occupations
686	Butchers and meat cutters (6871)
687	Bakers (6872)
688	Food batchmakers (6873, 6879)
689-693	Precision Inspectors, Testers, and Related Workers
689	Inspectors, testers, and graders (6881, 828)
690-692	not used
693	Adjusters and calibrators (6882)
694-699	Plant and System Operators
694	Water and sewage treatment plant operators (691)
695	Power plant operators (pt 693)
696	Stationary engineers (pt 693, 7668)
697-698	not used
699	Miscellaneous plant and system operators (692, 694, 695, 696)
700-702	not used

<u>Code</u>	<u>Occupation</u>
703-889	OPERATORS, FABRICATORS, AND LABORERS
703-799	Machine Operators, Assemblers, and Inspectors
703-779	Machine Operators and Tenders, except Precision
703-715	metalworking and Plastic Working Machine Operators
703	Lathe and turning machine set-up operators (7312)
704	Lathe and turning machine operators (7512)
705	Milling and planing machine operators (7313, 7513)
706	Punching and stamping press machine operators (7314, 7317, 7514, 7517)
707	Rolling machine operators (7316, 7516)
708	Drilling and boring machine operators (7318, 7518)
709	Grinding, abrading, buffing, and polishing machine operators (7322, 7324, 7522)
710-712	not used
713	Forging machine operators (7319, 7519)
714	Numerical control machine operators (7326)
715	Miscellaneous metal, plastic, stone, and glass working machine operators (7329, 7529)
716	not used
717	Fabricating machine operators, n.e.c. (7339, 7539)
718	not used
719-725	Metal and Plastic Processing Machine Operators
719	Molding and casting machine operators (7315, 7342, 7515, 7542)
720-722	not used
723	Metal plating machine operators (7343, 7543)
724	Heat treating equipment operators (7344, 7544)
725	Miscellaneous metal and plastic processing machine operators (7349, 7549)
726-733	Woodworking Machine Operators
726	Wood lathe, routing, and planeing machine operators (7431, 7432, 7631, 7632)
727	Sawing machine operators (7433, 7633)
728	Shaping and joining machine operators (7435, 7635)
729	Nail and tacking machine operators (7636)
730-732	not used
733	Miscellaneous woodworking machine operators (7434, 7439, 7634, 7639)
734-737	Printing Machine Operators
734	Printing machine operators (7443, 7643)
735	Photoengravers and lithographers (6842, 7444, 7644)
736	Typesetters and compositors (6841, 7642)
737	Miscellaneous printing machine operators (6849, 7449, 7649)
738-749	Textile, Apparel, and Furnishings Machine Operators
738	Winding and twisting machine operators (7451, 7651)
739	Knitting, looping, taping, and weaving machine operators (7452, 7652)
740-742	not used
743	Textile cutting machine operators (7654)
744	Textile sewing machine operators (7655)
745	Shoe machina operators (7656)
746	not used
747	Pressing machine operators (7657)

<u>Code</u>	<u>Occupation</u>
748	Laundering and dry cleaning machine operators (6855, 7658)
749	Miscellaneous textile machine operators (7459, 7659)
750-752	not used
753-779.	Machine Operators, Assorted Materials
753	Cementing and gluing machine operators (7661)
754	Packaging and filling machine operators (7462, 7662)
755	Extruding and forming machine operators (7463, 7663)
756	Mixing and blending machine operators (7664)
757	Separating, filtering, and clarifying machine operators (7476, 7666, 7676)
758	Compressing and compacting machine operators (7467, 7667)
759	Painting and paint spraying machine operators (7669)
760-762	not used
763	Roasting and baking machine operators, food (7472, 7672)
764	Washing, cleaning, and pickling machine operators (7673)
765	Folding machine operators (7474, 7674)
766	Furnace, kiln, and oven operators, exc. food (7675)
767	not used
768	Crushing and grinding machine operators (pt 7477, pt 7677)
769	Slicing and cutting machine operators (7478, 7678)
770-772	not used
773	Motion picture projectionists (pt 7479)
774	Photographic process machine operators (6863, 6868, 7671)
775-776	not used
777	Miscellaneous machine operators, n.e.c. (pt 7479, 7665, 7679)
778	not used
779	Machine operators, not specified
780-782	not used
783-795	Fabricators, Assemblers, and Hand Working Occupations
783	Welders and cutters (7332, 7532, 7714)
784	Solderers and brazers (7333, 7533, 7717)
785	Assemblers (772, 774)
786	Hand cutting and trimming occupations (7753)
787	Hand molding, casting, and forming occupations (7754, 7755)
788	not used
789	Hand painting, coating, and decorating occupations (7756)
790-792	not used
793	Hand engraving and printing occupations (7757)
794	Hand grinding and polishing occupations (7758)
795	Miscellaneous hand working occupations (7759)
796-799	Production Inspectors, Testers, Samplers, and Weighers
796	Production inspectors, checkers, and examiners (782, 787)
797	Production testers (783)
798	Production samplers and weighers (784)
799	Graders and sorters, exc. agricultural (785)
800-802	not used
803-859	Transportation and Material Moving Occupations
803-814	Motor Vehicle Operators
803	Supervisors, motor vehicle operators (8111)
804	Truck drivers, heavy (8212, 8213)
805	Truck drivers, light (8214)

<u>Code</u>	<u>Occupation</u>
806	Driver-sales workers (8218)
807	not used
808	Bus drivers (8215)
809	Taxicab drivers and chauffeurs (8216)
810-812	not used
813	Parking lot attendants (874)
814	Motor transportation occupations, n.e.c. (8219)
815-822	not used
823-834	Transportation Occupations, Except Motor Vehicles
823-826	Rail Transportation Occupations
823	Railroad conductors and yardmasters (8113)
824	Locomotive operating occupations (8232)
825	Railroad brake, signal, and switch operators (8233)
826	Rail vehicle operators, n.e.c. (8239)
827	not used
828-834	Water Transportation Occupations
828	Ship captains and mates, except fishing boats (pt 8241, 8242)
829	Sailors and deckhands (8243)
830-832	not used
833	Marine engineers (8244)
834	Bridge, lock, and lighthouse tenders (8245)
835-842	not used
843-859	Material Moving Equipment Operators
843	Supervisors, material moving equipment operators (812)
844	Operating engineers (8312)
845	Longshore equipment operators (8313)
846-847	not used
848	Hoist and winch operators (8314)
849	Crane and tower operators (8315)
850-852	not used
853	Excavating and loading machine operators (8316)
854	not used
855	Grader, dozer, and scraper operators (8317)
856	Industrial truck and tractor equipment operators (8318)
857-858	not used
859	Miscellaneous material moving equipment operators (8319)
860-862	not used
863-889	Handlers, Equipment Cleaners, Helpers, and Laborers
863	Supervisors, handlers, equipment cleaners, and laborers, n.e.c. (85)
864	Helpers, mechanics and repairers (863)
865-867	Helpers, Construction and Extractive Occupations
865	Helpers, construction trades (8641-8645, 8648)
866	Helpers, surveyor (8646)
867	Helpers, extractive occupations (865)
868	not used
869	Construction laborers (871)
870-872	not used
873	Production helpers (861, 862)
874	not used

<u>Code</u>	<u>Occupation</u>
875-883	Freight, Stock, and Material Handlers
875	Garbage collectors (8722)
876	Stevedores (8723)
877	Stock handlers and baggers (8724)
878	Machine feeders and offbearers (8725)
879-882	not used
883	Freight, stock, and material handlers, n.e.c. (8726)
884	not used
885	Garage and-service station related-occupation (873)
886	not used
887	Vehicle washers and equipment cleaners (875)
888	Hand packers and packagers (8761)
889	Laborers, except construction (8769)
890-904	not used
905	Assigned to persons whose labor force status is unemployed and whose last job was Armed Forces.

APPENDIX B2

DETAILED OCCUPATION RECODES

(01-52)

<u>DETAILED OCCUPATION</u>	<u>RECODE</u>	<u>OCCUPATION CODE</u>
ADMINISTRATORS AND OFFICIALS, PUBLIC ADMINISTRATION	01	3-6
MANAGERS AND ADMINISTRATORS, EXCEPT PUBLIC ADMINISTRATION	02	7-19
SALARIED	03	
SELF-EMPLOYED	04	
MANAGEMENT RELATED OCCUPATIONS	05	24-37
ACCOUNTANTS AND AUDITORS	06	23
ENGINEERS, ARCHITECTS, AND SURVEYORS	07	43-63
ENGINEERS	08	44-59
NATURAL SCIENTISTS AND MATHEMATICIANS	09	65-83
COMPUTER SYSTEMS ANALYSTS AND SCIENTISTS	10	64
HEALTH DIAGNOSING OCCUPATIONS	11	86-89
PHYSICIANS AND DENTISTS	12	84-85
HEALTH ASSESSMENT AND TREATING OCCUPATIONS	13	95-106
TEACHERS, LIBRARIANS, AND COUNSELORS	14	113-154 163-165
TEACHERS, EXCEPT POSTSECONDARY	15	155-159
OTHER PROFESSIONAL SPECIALTY OCCUPATIONS	16	166-199
HEALTH TECHNOLOGISTS AND TECHNICIANS	17	203-208
ENGINEERING AND SCIENCE TECHNICIANS	18	213-225
TECHNICIANS, EXCEPT HEALTH, ENGINEERING, AND SCIENCE	19	226-235
SUPERVISORS AND PROPRIETORS, SALES OCCUPATIONS	20	243
SALES REPRESENTATIVES, COMMODITIES AND FINANCE	21	253-259

162

OTHER SALES OCCUPATIONS	22	263-285
COMPUTER EQUIPMENT OPERATORS	23	308-309
SECRETARIES, STENOGRAPHERS, AND TYPISTS	24	313-315
FINANCIAL RECORDS PROCESSING OCCUPATIONS	25	337-344
OTHER ADMINISTRATIVE SUPPORT OCCUPATIONS, INCLUDING CLERICAL	26	303-389
PRIVATE HOUSEHOLD SERVICE OCCUPATIONS	27	403-407
PROTECTIVE SERVICE OCCUPATIONS	28	413-427
FOOD SERVICE OCCUPATIONS	29	433-444
HEALTH SERVICE OCCUPATIONS	30	445-447
CLEANING AND BUILDING SERVICE OCCUPATIONS	31	448-455
PERSONAL SERVICE OCCUPATIONS	32	456-469
FARM OPERATORS AND MANAGERS	33	473-476
FARM OCCUPATIONS, EXCEPT MANAGERIAL	34	477-484
RELATED AGRICULTURAL OCCUPATIONS	35	485-489
FORESTRY AND FISHING OCCUPATIONS	36	494-499
MECHANICS AND REPAIRERS	37	503-549
CONSTRUCTION TRADES AND EXTRACTIVE OCCUPATIONS	38	553-617
CARPENTERS	39	567-569
SUPERVISORS, PRODUCTION OCCUPATIONS	40	633
PRECISION METAL WORKING OCCUPATIONS	41	634-655
OTHER PRECISION PRODUCTION OCCUPATIONS	42	656-699
MACHINE OPERATORS AND TENDERS, EXCEPT PRECISION	43	703-779
FABRICATORS, ASSEMBLERS, AND HAND WORKING OCCUPATIONS	44	783-795
PRODUCTION INSPECTORS, TESTERS, SAMPLERS, AND WEIGHERS	45	796-799
TRANSPORTATION OCCUPATIONS	46	803-834



MATERIAL MOVING EQUIPMENT OPERATORS	47	843-859
CONSTRUCTION LABORERS	48	869
FREIGHT, STOCK, AND MATERIAL HANDLERS	49	875-883
OTHER SPECIFIED HANDLERS, EQUIPMENT CLEANERS, AND HELPERS	50	863-888
LABORERS, EXCEPT CONSTRUCTION	51	889
ARMED FORCES, CURRENTLY CIVILIAN	52	905

APPENDIX B3

MAJOR OCCUPATION GROUP RECODES

(01-14)

<u>OCCUPATION GROUP</u>	<u>RECODE</u>	<u>OCCUPATION CODE</u>
EXECUTIVE, ADMINISTRATIVE, AND MANAGERIAL OCCUPATIONS	01	3-37
PROFESSIONAL SPECIALTY OCCUPATIONS	02	43-199
TECHNICIANS AND RELATED SUPPORT OCCUPATIONS	03	203-389
SALES OCCUPATIONS	04	243-285
ADMINISTRATIVE SUPPORT OCCUPATIONS, INCLUDING CLERICAL	05	303-389
PRIVATE HOUSEHOLD SERVICE OCCUPATIONS	06	403-407
PROTECTIVE SERVICE OCCUPATIONS	07	413-427
SERVICE OCCUPATIONS, EXCEPT PROTECTIVE AND HOUSEHOLD	08	433-469
FARMING, FORESTRY, AND FISHING OCCUPATIONS	09	473-499
PRECISION PRODUCTION, CRAFT, AND REPAIR OCCUPATIONS	10	503-699
MACHINE OPERATORS, ASSEMBLERS, AND INSPECTORS	11	703-799
TRANSPORTATION AND MATERIAL MOVING EQUIPMENT OCCUPATIONS	12	803-859
HANDLERS, EQUIPMENT CLEANERS, HELPERS, AND LABORERS	13	863-889
ARMED FORCES, CURRENTLY CIVILIAN	14	905

APPENDIX C

Selected Tables From the Current Population Survey March/April 1984 Match File

TABLE 1 POPULATION BY AGE, RACE, SEX, ORIGIN, AND POPULATION STATUS  
 EAJ : [D] RACE AND SEX : [C] : [D]

	WEIGHTED COUNT (IN THOUSANDS)				ALL RACES		WHITE		BLACK AND OTHER		BLACK	
	TOTAL	MALE	FEMALE	TOTAL	MALE	FEMALE	MALE	FEMALE	MALE	FEMALE	TOTAL	MALE
TOTAL	112342	51551	60791	197760	96283	101478	34034	16059	17995	14777	12832	14777
LESS THAN 15 YEARS OLD	26358	11947	14411	41867	21441	20425	9684	4917	4767	7862	3963	3899
15+ YEARS OLD	85764	39584	46280	155894	74841	81052	24350	11122	13228	19844	8866	10878
[C] : CIVILIANS												
TOTAL	111530	51551	60791	197094	95616	101478	33909	15914	17995	14777	12832	14777
LESS THAN 15 YEARS OLD	26358	11947	14411	41867	21441	20425	9684	4917	4767	7862	3963	3899
15+ YEARS OLD	85171	39584	46280	155227	74174	81052	24225	10997	13228	19748	8870	10878
[C] : ARMED FORCES												
TOTAL	792	792	0	667	667	0	125	125	0	96	96	0
LESS THAN 15 YEARS OLD	0	0	0	0	0	0	0	0	0	0	0	0
15+ YEARS OLD	792	792	0	667	667	0	125	125	0	96	96	0
[C] : SPANISH ORIGIN												
TOTAL	15532	7495	8036	15082	7265	7817	469	230	220	302	160	142
LESS THAN 15 YEARS OLD	4947	2524	2423	4780	2427	2353	161	107	54	115	80	35
15+ YEARS OLD	10585	4971	5613	10302	4838	5464	289	123	166	187	80	108
[C] : MARCH SUPPLEMENT - UNIT COUNT												
TOTAL	114487	53205	61282	98602	47899	50703	15385	7306	8579	11872	5349	6523
LESS THAN 15 YEARS OLD	26368	13577	12791	21731	11258	10473	4637	2319	2318	3454	1701	1753
15+ YEARS OLD	88119	41628	46491	76871	36641	40230	11248	4987	6261	9418	3643	4770
[C] : CIVILIANS												
TOTAL	115997	54715	61282	98180	47477	50703	15817	7238	8579	11927	5299	6523
LESS THAN 15 YEARS OLD	26368	13577	12791	21731	11258	10473	4637	2319	2318	3454	1701	1753
15+ YEARS OLD	89629	41138	48491	76449	36219	40230	11180	4919	6261	8368	3598	4770
[C] : ARMED FORCES												
TOTAL	490	490	0	422	422	0	68	68	0	50	50	0
LESS THAN 15 YEARS OLD	0	0	0	0	0	0	0	0	0	0	0	0
15+ YEARS OLD	490	490	0	422	422	0	68	68	0	50	50	0
[C] : SPANISH ORIGIN												
TOTAL	6878	3305	3573	6663	3219	3444	215	106	109	134	68	66
LESS THAN 15 YEARS OLD	4220	1750	2470	2159	1107	1032	81	52	29	52	35	17
15+ YEARS OLD	2658	1555	1103	4524	2112	2412	134	54	80	82	33	49

TABLE 2 POPULATION BY RACE, SEX, ORIGIN, AND RELATIONSHIP TO HEAD 1984 March/April Match File  
 [A] : [B] HOUSEHOLD RELATIONSHIP : [C] (IN THOUSANDS)

[C] : ALL PERSONS

HH RELATIONSHIP	ALL RACES		WHITE		BLACK AND OTHER		TOTAL	
	TOTAL	MALE	FEMALE	MALE	FEMALE	MALE	FEMALE	TOTAL
TOTAL PERSONS . . . . .	231794	112322	119473	98283	101478	16039	17995	27705
FAMILY HOUSEHOLDER . . . . .	62151	49717	12434	45154	8908	4563	3526	6680
NON-FAMILY HOUSEHOLDER . . . . .	23007	9561	13445	3171	11973	1390	1472	2465
SPOUSE . . . . .	50204	2512	47693	4058	43438	453	4254	3426
CHILD . . . . .	79239	42028	37211	34728	30680	7302	6531	11368
OTHER RELATIVE . . . . .	9824	4460	5363	2896	3701	1565	1662	2760
NONRELATIVE . . . . .	7369	4045	3326	3277	2777	746	549	1007

[C] : SPANISH ORIGIN

HH RELATIONSHIP

HH RELATIONSHIP	ALL RACES		WHITE		BLACK AND OTHER		TOTAL	
	TOTAL	MALE	FEMALE	MALE	FEMALE	MALE	FEMALE	TOTAL
TOTAL PERSONS . . . . .	15532	7495	8036	7265	7817	230	220	302
FAMILY HOUSEHOLDER . . . . .	3773	2686	1087	2623	1028	63	59	82
NON-FAMILY HOUSEHOLDER . . . . .	811	414	396	397	382	18	15	26
SPOUSE . . . . .	2770	207	2563	202	2514	5	48	29
CHILD . . . . .	6571	3371	3200	3245	3116	129	84	143
OTHER RELATIVE . . . . .	1135	536	599	522	592	14	7	19
NONRELATIVE . . . . .	472	281	192	278	185	3	7	3

TABLE 3 WEIGHTED AND UNWEIGHTED 1984 March/April Match File  
 [A] WEIGHTED AND UNWEIGHTED [B] PERSONS AND FAMILIES (IN THOUSANDS)

	WEIGHTED	UNWEIGHTED
TOTAL PERSONS	231796	114487
TOTAL FAMILY HOUSEHOLDERS	62151	30849
TOTAL UNITS	85501	42358
INTERVIEWED UNITS (HHS * GO)	85501	42358
HOUSEHOLDS (FAMILY & NONFAMILY HEADERS)	85758	42230
TOTAL FAMILY RECORDS IN HOUSEHOLDS	93514	46108
TOTAL FAMILIES (HHLDR, RELATED & UNRLTD)	64847	32143
FAMILY HHLDRS WITH NO RELATED SUB	60132	29863
FAMILY HHLDRS WITH 1+ RELATED SUBS	1969	986
UNRELATED SUBFAMILY	530	252
RELATED SUBFAMILY	2166	1042
TOTAL UNRELATED INDIVIDUALS	23667	13965
NONFAMILY HOUSEHOLDER	23007	11381
OTHER PERSONS LIVING WITH NO RLTVS	5660	2584
TOTAL PERSONS IN HOUSEHOLDS	231356	114305
CIVILIANS 15 YEARS OLD AND OVER	179033	87460
CHILDREN LESS THAN 15 YEARS OLD	51531	26355
ARMED FORCES MEMBERS	792	490
GROUP QUARTERS	344	128
TOTAL FAMILY RECORDS IN GROUP QUARTERS	439	182
TOTAL PERSONS	439	182
CIVILIANS 15 YEARS OLD AND OVER	419	169
CHILDREN LESS THAN 15 YEARS OLD	20	13
ARMED FORCES MEMBERS	0	0
NONINTERVIEWED UNITS	0	0
TYPE A	0	0
TYPE B-C	0	0

NOTE: The Total Family Householders indicated on line 2 is not the total number of family records but the total number of families. To determine the total number of family records, add Total Family Records in Group Quarters. To determine the total number of records on the file, add the total figure for family records with the figures for Total Persons and Total Units.

Total Family Records in Households	46,108
Total Family Records in Group Quarters	182
Total Family Records	46,290
Total Persons	114,487
Total Units	42,358
Total Records on File	203,135



TABLE 5 FAMILIES AND UNRELATED INDIVIDUALS 15+ BY RACE AND SEX OF HEAD AND TYPE OF INCOME 1984 March/April Match File  
 [A] : [B] SOURCE OF INCOME [C] (IN THOUSANDS)

[C] : FAMILIES

	ALL RACES						WHITE				BLACK AND OTHER				BLACK			
	TOTAL	MALE	FEMALE	TOTAL	MALE	FEMALE	TOTAL	MALE	FEMALE	TOTAL	MALE	FEMALE	TOTAL	MALE	FEMALE	TOTAL	MALE	FEMALE
TOTAL	62151	49717	12434	54062	45154	8908	8089	4563	3526	6680	3432	3247	3432	185	24	3	3432	3247
WAGE AND SALARY	62001	49656	12345	53967	45109	8859	8033	4547	3486	6636	3423	3213	3423	185	24	3	3423	3213
NON-FARM SELF EMPLOYMENT	50884	41439	9394	44532	37543	6989	6351	3946	2405	5175	2978	2197	2978	185	59	3	2978	2197
FARM SELF EMPLOYMENT	8122	7296	826	7698	6962	736	424	334	90	244	185	59	185	24	3	3	185	59
SOCIAL SECURITY AND RR	14225	11065	3160	12540	10109	2431	1685	956	729	1474	801	673	1474	801	673	673	1474	801
PUBLIC ASSISTANCE	1806	914	892	1081	702	379	525	266	313	481	190	291	481	190	291	291	481	190
INTEREST	3496	1620	1876	1965	755	1210	1531	2141	1265	1392	193	1200	1392	193	1200	1200	1392	193
DIVIDENDS, RENTAL, OR LST/TRUSTS	40746	35203	5539	37828	33067	4761	2919	2141	778	2042	1391	651	2042	1391	651	651	2042	1391
VETERANS, UNEMP. AND WORKMEN COMP.	14468	12752	1716	13672	12115	1557	1351	637	158	507	377	129	507	377	129	129	507	377
PENSIONS AND MILITARY RETIREMENT	11070	9195	1814	9658	8306	1352	1351	890	462	1146	732	415	1146	732	415	415	1146	732
ALIMONY AND OTHER MONEY INCOME	6135	7136	999	7512	6651	861	623	485	138	522	409	113	522	409	113	113	522	409
WITH NO INCOME	8504	4920	3584	7260	4481	2779	1244	440	804	1041	313	728	1041	313	728	728	1041	313
	151	61	89	95	45	49	56	16	40	43	9	34	56	16	40	40	56	16

[C] : UNRELATED INDIVIDUALS

	TOTAL	MALE	FEMALE	TOTAL	MALE	FEMALE	TOTAL	MALE	FEMALE	TOTAL	MALE	FEMALE	TOTAL	MALE	FEMALE	TOTAL	MALE	FEMALE												
TOTAL	26902	12928	13974	25316	11001	14315	3767	1987	1800	3171	1639	1532	3171	1639	1532	1532	3171	1639												
WAGE AND SALARY	20276	12704	15572	24658	10802	13856	3618	1902	1717	3042	1574	1469	3042	1574	1469	1469	3042	1574												
NON-FARM SELF EMPLOYMENT	17370	9274	8096	15111	7966	7145	2259	1309	951	1872	1070	782	1872	1070	782	782	1872	1070												
FARM SELF EMPLOYMENT	1516	1078	438	1412	995	417	104	83	21	78	66	12	78	66	12	12	78	66												
SOCIAL SECURITY AND RR	186	154	32	177	145	32	9	9	0	3	3	0	3	3	0	3	3	0												
PUBLIC ASSISTANCE	9238	4214	7023	3339	1900	6439	899	315	584	829	290	539	829	290	539	539	829	290												
INTEREST	1321	378	943	922	255	667	399	123	276	372	112	260	372	112	260	260	372	112												
DIVIDENDS, RENTAL, OR LST/TRUSTS	571	273	298	393	181	212	178	92	36	162	30	81	162	30	81	81	162	30												
VETERANS, UNEMP. AND WORKMEN COMP.	16490	6701	9769	15250	6103	9148	1239	598	641	945	427	518	945	427	518	518	945	427												
PENSIONS AND MILITARY RETIREMENT	4888	1972	2916	4655	1871	2784	233	101	132	183	73	110	183	73	110	110	183	73												
ALIMONY AND OTHER MONEY INCOME	2949	1734	1165	2530	1498	1033	419	286	132	374	260	114	374	260	114	114	374	260												
WITH NO INCOME	3397	1105	2292	3170	998	2173	227	108	119	190	89	102	190	89	102	102	190	89												
	2427	1045	1382	2101	876	1225	326	170	157	200	87	112	200	87	112	112	200	87												
	626	234	342	458	199	259	168	85	83	129	65	63	129	65	63	63	129	65												

TABLE 6 HOUSEHOLD AND FAMILY UNITS BY RACE, AND ORIGIN 1984 March/April Match File  
 LAJ : (BJ KIND OF HOUSEHOLD AND FAMILY (IN THOUSANDS))

	TOTAL	WHITE	BLACK AND OTHER	SPANISH ORIGIN
TOTAL HOUSEHOLDS	85158	74236	10951	9145
FAMILY HOUSEHOLDER	64151	54002	6089	4583
MARRIED-COUPLE	50204	45529	4616	3773
OTHER FAMILY, MALE HHLDR	2024	1647	377	329
OTHER FAMILY, FEMALE HHLDR	9922	8527	3096	2874
NONFAMILY HOUSEHOLDER	23007	20144	2802	2465
MALE	9561	8171	1390	1171
FEMALE	13445	11973	1472	1294
TOTAL FAMILY HHLDRS	62681	54454	3217	2731
MARRIED-COUPLE	50263	45637	4626	3479
OTHER FAMILY, MALE HHLDR	2094	1899	395	340
OTHER FAMILY, FEMALE HHLDR	10323	7128	3195	2961
TOTAL RELATED SUBFAMILIES	2166	1330	336	749
MARRIED-COUPLE	734	535	149	93
FATHER-CHILD	105	30	23	19
MOTHER-CHILD	1329	665	665	636
TOTAL UNRELATED FAMILIES	530	402	127	101
MARRIED-COUPLE	59	49	11	2
OTHER FAMILY, MALE HHLDR	70	52	17	11
OTHER FAMILY, FEMALE HHLDR	401	301	100	87
NONFAMILY HHLDRS	29106	25257	3848	3214
MALE	13101	11083	2019	1660
FEMALE	16004	14175	1829	1553
OTHER PERSONS LIVING WITH NO RELATIVES	6099	5113	966	749
MALL	3540	2911	629	490
FEMALE	2559	2202	357	259



TABLE 7 PERSONS 15 YEARS AND OVER BY TOTAL MONEY INCOME, RACE, AND SEX 1984 March/April Match File  
 [A] = [B]  
 (IN THOUSANDS)

TOTAL NO INCOME	ALL RACES		WHITE		BLACK AND OTHER		TOTAL		BLACK		
	TOTAL	MALE	FEMALE	MALE	FEMALE	MALE	FEMALE	MALE	FEMALE	MALE	FEMALE
TOTAL	180244	85964	94280	155894	74841	81052	24350	11122	13228	8966	10878
1 TO 1999 OR LESS	15474	5212	10262	11633	3556	8077	3841	1657	2184	1447	1759
2,000 TO 2,999	164770	80751	84019	144261	71286	72075	20509	9465	11043	7519	9119
3,000 TO 3,999	24784	7278	17506	21540	5969	15571	3244	1310	1934	1070	1484
4,000 TO 4,999	8465	2551	5914	7005	2075	4930	1460	476	984	404	877
5,000 TO 5,999	9354	3015	6340	7619	2398	5221	1735	617	1119	540	997
6,000 TO 6,999	8411	2697	5714	6967	2191	4776	1444	506	938	411	824
7,000 TO 7,999	7927	2930	5057	6803	2467	4336	1184	463	720	365	604
8,000 TO 8,999	7093	2716	4307	6089	2373	3716	1004	414	591	356	479
9,000 TO 9,999	9899	4316	5592	8451	3683	4793	1447	648	800	347	684
10,000 TO 12,499	7756	3327	4328	6942	2954	3878	913	433	480	347	409
12,500 TO 14,999	14795	7057	7738	12916	6153	6763	1879	905	974	752	803
15,000 TO 17,499	10235	5098	5137	8999	4506	4493	1236	592	644	504	489
17,500 TO 19,999	10512	5896	4615	9292	5265	4027	1220	631	589	538	488
20,000 TO 24,999	7651	4416	3235	6939	4064	2875	712	351	360	280	286
25,000 TO 29,999	12525	6447	4078	11234	7634	3599	1291	813	478	566	566
30,000 TO 34,999	8738	6575	2163	7943	6032	1912	795	543	251	587	364
35,000 TO 49,999	5629	4698	931	5227	4392	835	401	306	96	381	196
50,000 TO 74,999	6964	6026	938	6552	5692	859	412	334	79	211	79
75,000 AND OVER	2745	2450	295	2649	2360	288	96	89	78	175	53
AGGREGATE FOR MEAN	1228	1127	101	1194	1093	101	34	34	7	42	3
MEAN INCOME	2186	1443	7402	1980	1329	6507	2084	1189	8950	1585	127250
MEAN INCOME	9736	14637	9343	10157	15423	6444	7189	9535	5760	8787	5627
MEAN INCOME	13282	17935	5811	13725	18647	8918	10166	12571	8105	11444	7950

TABLE 6 FAMILIES AND UNRELATED INDIVIDUALS 15+ BY TOTAL MONEY INCOME 1984 March/April Match File  
 [C] : FAMILIES [C] : UNRELATED INDIVIDUALS  
 (IN THOUSANDS)

	ALL RACES			WHITE			BLACK AND OTHER			BLACK	
	TOTAL	MALE	FEMALE	TOTAL	MALE	FEMALE	TOTAL	MALE	FEMALE	MALE	FEMALE
TOTAL	62151	49717	12434	54062	45154	8908	8689	4563	3526	3432	3247
NO INCOME	151	51	99	95	45	49	56	16	40	9	34
UNDER 2,500	62001	49658	12345	53967	45109	8859	8033	4547	3486	3423	3213
2,500 TO 4,999	1142	541	600	831	490	341	311	51	260	33	253
5,000 TO 7,499	2132	827	1305	1426	685	741	726	142	584	113	554
7,500 TO 9,999	3052	1632	1370	2184	1398	786	868	284	584	234	545
10,000 TO 12,499	3316	2166	1150	2560	1822	739	755	344	411	266	379
12,500 TO 14,999	3819	2753	1067	3205	2469	736	615	284	331	223	314
15,000 TO 17,499	3402	2512	890	2862	2201	662	540	311	228	257	209
17,500 TO 19,999	3936	2963	973	3421	2699	722	515	264	251	209	229
20,000 TO 24,999	3416	2762	653	3025	2522	503	391	240	150	200	133
25,000 TO 29,999	7014	5855	1159	6233	5315	918	780	539	241	445	216
30,000 TO 34,999	6591	5719	872	5874	5160	714	717	558	159	431	144
35,000 TO 39,999	5664	4959	705	5213	4598	615	451	361	190	281	80
40,000 TO 49,999	4380	3938	542	3978	3615	364	402	323	79	223	65
50,000 TO 59,999	6227	5675	552	5764	5281	482	464	394	70	264	59
60,000 TO 74,999	3330	3069	262	3095	2857	238	235	211	24	114	18
75,000 AND OVER	2393	2227	166	2223	2082	142	170	146	24	94	16
MEDIAN INCOME	2166	2009	157	2071	1915	157	95	94	0	50	0
AGGREGATE FOR MEAN	24718	27136	14229	25854	27587	16386	15847	22931	9297	21601	9071
MEAN INCOME	1772*14	1543*14	2298*13	1608*14	1423*14	1846*13	1642*13	1192*13	4503*12	8306*12	4011*12
	28522	31037	18469	29751	31532	20723	20310	26133	12773	24201	12355
TOTAL	28902	12928	15914	25116	11001	14115	3787	1987	1800	1639	1532
NO INCOME	626	234	342	458	199	259	188	85	83	65	63
UNDER 2,500	28276	12704	15572	24658	10802	13856	3618	1902	1717	1574	1469
2,500 TO 4,999	1841	869	972	1415	648	769	428	224	202	166	176
5,000 TO 7,499	4182	1332	2851	3305	983	2322	877	349	529	297	487
7,500 TO 9,999	4269	1438	2781	3704	1204	2501	565	284	281	254	230
10,000 TO 12,499	2921	1159	1762	2612	967	1645	309	192	117	172	100
12,500 TO 14,999	3006	1237	1719	2681	1102	1579	325	185	140	151	121
15,000 TO 17,499	2115	955	1161	1973	843	1030	242	112	131	102	103
17,500 TO 19,999	2142	1036	1105	1904	893	1010	238	143	95	125	78
20,000 TO 24,999	1473	739	713	1362	700	662	110	59	51	55	46
25,000 TO 29,999	2340	1217	1123	2125	1086	1039	215	131	84	107	52
30,000 TO 34,999	1499	903	591	1359	799	560	139	109	50	75	23
35,000 TO 39,999	667	611	276	821	565	256	66	46	20	17	13
40,000 TO 49,999	552	365	187	490	324	166	62	41	21	27	21
50,000 TO 59,999	518	346	192	494	314	179	24	11	13	11	11
60,000 TO 74,999	224	155	69	219	152	66	6	3	3	0	3
75,000 AND OVER	154	119	36	143	107	36	11	11	0	7	0
MEDIAN INCOME	154	119	35	152	117	35	2	2	0	1	0
AGGREGATE FOR MEAN	10509	12676	8936	10992	13686	9333	8667	8173	3764	8046	5429
MEAN INCOME	3929*13	2081*13	1647*13	3551*13	1859*13	1692*13	3780*12	2227*12	1552*12	1760*12	1285*12
	15596	16029	11610	14140	10899	11990	9885	11212	8630	10741	9390

TABLE 9 WORK EXPERIENCE OF PERSONS 16 YEARS OLD AND OVER BY RACE, SEX, AND WORK EXPERIENCE 1984 March/April Match File  
 [A] : [U] WORK EXPERIENCE ; [C] (IN THOUSANDS)

[C] : ALL PERSONS

	ALL RACES			WHITE		BLACK AND OTHER		BLACK	
	TOTAL	MALE	FEMALE	TOTAL	MALE	TOTAL	MALE	TOTAL	FEMALE
TOTAL 16+	175823	83323	92485	152196	72661	23627	10677	19248	10641
NO WORK EXPERIENCE	57928	18690	39238	48555	15208	9374	3683	7835	2917
WITH WORK EXPERIENCE	117895	64633	53247	103641	57453	14254	7194	11413	4918
WORKED FULL-TIME	90799	55134	35615	79759	49259	11040	5925	8817	5723
50 - 52 WEEKS	60769	41418	25351	58858	37200	7911	4218	6236	4157
40 - 49 WEEKS	7401	4373	3028	6612	3990	790	383	651	2995
14 - 39 WEEKS	11656	6652	5023	10129	5782	1527	850	407	326
1 - 13 WEEKS	4973	2701	2212	4161	2287	812	475	704	551
WORKED PART-TIME	27096	3464	17632	23982	8195	3214	1269	674	285
50 - 52 WEEKS	10344	3262	7082	9217	2899	1127	363	2596	1566
40 - 49 WEEKS	5070	765	2105	2793	847	277	118	890	610
14 - 39 WEEKS	7619	2797	4322	6779	2444	840	354	231	135
1 - 13 WEEKS	6062	2439	3623	5092	2005	970	434	677	389
TOTAL 16+ WITH UNEMPLOYMENT	23758	13912	9846	19432	11567	4326	2345	3742	1708
WORKED 50 - 52 WEEKS	945	621	325	856	559	90	61	28	22
WORKED LESS THAN 50 WEEKS	18907	11473	7434	16004	9794	2902	1679	2469	1024
NO WORK EXPERIENCE	3906	1318	2088	2572	1213	1334	605	1206	663

[C] : SPANISH ORIGIN

	TOTAL 16+		WHITE		BLACK AND OTHER		BLACK	
	TOTAL	FEMALE	TOTAL	MALE	TOTAL	MALE	TOTAL	FEMALE
TOTAL 16+	10203	4731	9927	4619	276	112	182	108
NO WORK EXPERIENCE	3551	953	3447	920	104	33	84	28
WITH WORK EXPERIENCE	6652	3777	6480	3699	172	78	98	56
WORKED FULL-TIME	5322	3234	5187	3189	135	65	86	46
50 - 52 WEEKS	3702	2326	3604	2280	98	46	62	45
40 - 49 WEEKS	417	239	127	402	15	7	30	32
14 - 39 WEEKS	807	452	797	450	11	2	12	5
1 - 13 WEEKS	396	136	210	384	12	9	6	6
WORKED PART-TIME	1330	523	1293	510	37	13	7	5
50 - 52 WEEKS	503	195	308	485	18	8	2	2
40 - 49 WEEKS	114	32	31	108	6	5	0	0
14 - 39 WEEKS	405	161	244	402	3	1	5	0
1 - 13 WEEKS	308	135	174	298	10	0	0	0
TOTAL 16+ WITH UNEMPLOYMENT	1602	944	1558	940	45	24	4	4
WORKED 50 - 52 WEEKS	56	33	17	56	0	0	0	0
WORKED LESS THAN 50 WEEKS	1331	821	511	1288	43	22	0	9
NO WORK EXPERIENCE	216	105	110	213	2	2	25	9



## APPENDIX D

### *SOURCE AND RELIABILITY OF THE ESTIMATES*

#### SOURCE OF DATA

The estimates in this report are based on data collected in the March and April 1984 Current Population Surveys (CPS) conducted by the Bureau of the Census. The present CPS sample was initially selected from the 1970 census files with coverage in all 50 States and the District of Columbia. The sample is continually updated to reflect new construction. The current sample is located in 629 areas comprising 1,148 counties, independent cities, and minor civil divisions in the Nation.

In the March sample, approximately 62,000 occupied households were eligible for interview. Of this number about 3,000 occupied units were visited but interviews were not obtained because the occupants were unavailable for some other reason.

About 43,500 of the households interviewed in March were interviewed again in April. Women 18 years of age and older were asked supplemental questions regarding child support and alimony payments. Of the 43,740 eligible women interviewed in March, 38,190 were matched to women interviewed in April.<sup>1</sup> Child support and alimony information was imputed for the other 5,550 eligible women.

The estimation procedure used in this survey involved the inflation of weighted sample results to independent estimates of the civilian noninstitutional population of the United States by age, race, and sex. These independent estimates are based on statistics from the 1980 decennial census; statistics on births, deaths, immigration, and emigration; and statistics on the strength of the Armed Forces.

#### RELIABILITY OF ESTIMATES

Since the CPS estimates are based on a sample, they may differ somewhat from the figures that would have been obtained if a complete census had been taken using the same questionnaire, instructions and enumerators. There are two types of errors possible in an estimate based on a sample survey: sampling and nonsampling. The standard errors provided for this report primarily indicate the magnitude of the sampling error. They also partially measure the effect of some nonsampling errors in response and enumeration, but do not measure any systematic biases in the data. The full extent of the nonsampling error is unknown. Consequently, particular care should be exercised in the interpretation of figures based on a relatively small number of cases or on small differences between estimates.

**Nonsampling Variability.** Nonsampling errors can be attributed to many sources, e.g., inability to obtain information about all cases in the sample, definitional difficulties, differences in the interpretation of questions, inability or unwillingness on the part of the respondents to provide correct

<sup>1</sup> The main reasons the responses were not obtained for all eligible women interviewed in March are relocation of families and April nonresponse.

information, inability to recall information, errors made in collection such as in recording or coding the data, errors made in processing the data, errors made in estimating values for missing data, and failure to represent all units with the sample (undercoverage).

Other elements of nonsampling variability will be discussed more fully in the final report.

**Sampling variability.** The standard errors given in this report are primarily measures of sampling variability, that is, of the variations that occurred by chance because a sample rather than the entire population was surveyed. The sample estimate and its standard error enable one to construct intervals, ranges that would include the average result of all possible samples with a known probability. For example, if all possible samples were selected, each of these surveyed under identical conditions using the same sample design; and if an estimate and its standard error were calculated from each sample, then:

1. Approximately 68 percent of the intervals from one standard error below the estimate to one standard error above the estimate would include the average results of all possible samples.
2. Approximately 90 percent of the intervals from 1.6 standard errors below the estimate to 1.6 standard errors above the estimate would include the average result of all possible samples.
3. Approximately 95 percent of the intervals from two standard errors below the estimate to two standard errors above the estimate would include the average result of all possible samples.

The average estimate derived from all possible samples may or may not be contained in any particular computed interval. However, for a particular sample one can say with specified confidence that the average estimate derived from all possible samples is included within the constructed interval.

Standard errors may also be used to perform hypothesis testing, a procedure for distinguishing between population parameters using sample estimates. The most common types of hypotheses are: 1) the population parameters are identical, versus 2) they are different. An example of this would be comparing the mean annual income of men versus the mean annual income of women. Tests may be performed at various levels of significance, where a level of significance is the probability of concluding that the parameters are different when, in fact, they are identical.

All statements of comparison in the text have passed a hypothesis test at the 0.10 level of significance or better, and most have passed a hypothesis test at the 0.05 level of significance or better. This means that, for most differences cited in the text, the estimated difference between parameters is greater than twice the standard error of the difference. For the other differences mentioned, the estimated difference between parameters is between 1.6 and 2.0 times the standard error of the difference. When this is the case, the statement of comparison will be qualified in some way; e.g. by use of the phrase "some evidence."

Note When Using Small Estimates. Summary measures (such as means, and percent distributions) are shown in the report only when the base is 75,000 or greater. Because of the large standard errors involved, there is little chance that summary measures would reveal useful information when computed on a smaller base. Estimated numbers are shown, however, even though the relative standard errors of these numbers are larger than those for the corresponding percentages. These smaller estimates are provided primarily to permit such combinations of the categories as serve each user's needs.

### Standard Errors for Data Based on CPS

Since this is an advance report, standard errors are provided in Table A-1 and A-2 and standard error parameters are provided in Table A-3 for estimated numbers and percentages of women in the United States for certain characteristics which are considered the most important among the data in the report. A more complete source and reliability statement for the 1983 data will be published with the forthcoming 1983 detailed report.

### Standard Errors of Estimated Numbers and Estimated Percentages

The approximate standard errors of estimated numbers and percentages can be computed directly with formulas (1) and (2) below, respectively. The formulas are:

$$\sigma_x = \sqrt{ax^2 + bx} \quad (1)$$

where "x" is the size of the estimate and "a" and "b" are the parameters associated with the characteristic; and

$$\sigma_{(x,p)} = \sqrt{\frac{b}{x} \cdot p(100-p)} \quad (2)$$

where "x" is the size of the subclass of the population which is the base of the percentage, "p" is the percentage ( $0 \leq p \leq 100$ ), and "b" is the parameter associated with the characteristic.

Table A-3 provides the values of the "a" and "b" parameters that are used in formulas (1) and (2) to approximate standard errors of estimated numbers of persons and estimated percentages.

### Standard Error of a Difference

For a difference between two sample estimates, the standard error is approximately equal to

$$\sigma_{(x-y)} = \sqrt{\sigma_x^2 + \sigma_y^2} \quad (3)$$

Where  $x$  and  $y$  are the standard errors of the estimates  $x$  and  $y$ ; the estimates can be numbers, percents, ratios, etc. This will represent the estimated standard error quite accurately for the difference between two estimates of the same characteristic in two different areas, or for the difference between two separate and uncorrelated characteristics in the same area. If, however, there is a high positive (negative) correlation between the two characteristics, the formula will overestimate (underestimate) the true standard error.

#### Standard Errors of Estimated Means

Due to the size and scope of this advance report, the income distributions upon which the means cited in the report were calculated are not present. If the actual income distributions are required, contact the Population Division of the Bureau of the Census.



Table A-1

General Standard Errors <sup>1</sup> of Estimated Numbers  
of Women

(Numbers in Thousands)

Size of Estimate	Standard Error <sup>1</sup>	Size of Estimate	Standard Error <sup>1</sup>
10	5	6,000	118
75	14	7,000	126
250	25	8,000	134
500	35	9,000	141
1,000	50	10,000	148
2,000	70	11,000	154
3,000	85	12,000	159
4,000	98	13,000	165
5,000	108	15,000	174
		17,000	182

<sup>1</sup> These values must be multiplied by the appropriate factor in Table A-3 to obtain the correct standard error.

(The standard errors shown above were calculated from the parameters listed for the characteristic, Child Support and Alimony Payments, Women's Income, Property Settlement, Nonblack.)

Table A-2

General Standard Errors <sup>1</sup> of Estimated Percentages  
of Women

Base of Estimated Percentage (thousands)	Estimated Percentage				
	2 or 98	5 or 95	10 or 90	25 or 75	50
75	2.6	4.0	5.5	7.9	9.2
200	1.6	2.4	3.4	4.9	5.6
300	1.3	2.0	2.7	4.0	4.6
400	1.1	1.7	2.4	3.4	4.0
500	1.0	1.5	2.1	3.1	3.5
600	0.9	1.4	1.9	2.8	3.2
800	0.8	1.2	1.7	2.4	2.8
1,000	0.7	1.1	1.5	2.2	2.5
1,200	0.6	1.0	1.4	2.0	2.3
1,500	0.6	0.9	1.2	1.8	2.0
2,000	0.5	0.8	1.1	1.5	1.8
3,000	0.4	0.6	0.9	1.3	1.4
4,000	0.4	0.5	0.8	1.1	1.3
5,000	0.3	0.5	0.7	1.0	1.1
10,000	0.2	0.3	0.5	0.7	0.8
15,000	0.2	0.3	0.4	0.6	0.6
17,000	0.2	0.3	0.4	0.5	0.6

<sup>1</sup> These values must be multiplied by the appropriate factor in Table A-3 to obtain the correct standard error.

(The standard errors shown above were calculated from the parameters listed for the characteristic, Child Support and Alimony Payment, Women's Income, Property Settlement, Nonblack.)

Table A-3

"a" and "b" Parameters for Calculating  
Approximate Standard Error of Estimated  
Numbers and Percentages of Women: 1983

Characteristic	Parameter		f factor <sup>1/</sup>
	a	b	
Child Support and Alimony Payments, Women's Income; Property Settlement			
Nonblack	-0.000033	2513	1.00
Black	-0.000296	2873	1.07
Spanish Origin	-0.000078	6741	1.64
Women in Poverty and Poverty Income			
Nonblack	-0.000138	10,595	2.05
Black	-0.001093	10,595	2.05
Spanish Origin	-0.000299	25,904	3.21
Number of women with dependent children whose fathers are absent			
Nonblack	-0.000061	4667	1.36
Black	-0.000690	6693	1.63
Spanish Origin	-0.000115	9959	1.99
Family Income			
Nonblack	-0.000030	2295	0.96
Black	-0.000258	2501	1.00
Spanish Origin	-0.000063	5438	1.47

<sup>1/</sup> The f factor is equal to the square root of the ratio by the b parameter for the characteristic, Child Support and Alimony Payment, Women's Income, Property Settlement, Nonblack, to the b parameter for the category of interest.