




CURRENT POPULATION SURVEY

MARCH 1992

TECHNICAL DOCUMENTATION
CPS-92-3



DATA



U.S. Department of Commerce
BUREAU OF THE CENSUS

TECHNICAL DOCUMENTATION



CURRENT POPULATION SURVEY, MARCH 1992

**Technical Documentation
CPS 92-3**

Washington, DC

Issued September 1992



**U.S. Department of Commerce
Barbara Hackman Franklin, Secretary
Rockwell A. Schnabel, Deputy Secretary
Economics and Statistics Administration
J. Antonio Villamil, Under Secretary
for Economic Affairs**

**Bureau of the Census
Barbara Everitt Bryant, Director**



BUREAU OF THE CENSUS

Barbara Everitt Bryant, Director
Dr. Harry A. Scarr, Acting Deputy Director
John J. Connolly, Assistant Director
for Communications

DATA USER SERVICES DIVISION

Marshall L. Turner, Jr., Chief
Marie G. Argana, Assistant Chief
for User Services

ACKNOWLEDGMENTS

This documentation was prepared within the Data Access and Use Staff, under the direction of Deborah D. Barrett, Chief, and Patricia O. Fuellhart, Chief of its Technical Information Section. Amanda Shields was the coordinator for this file. Word processing was provided by Sylvia Nowlin, Virginia Collins, and Barbara Shugart. Technical assistance was provided by members of the Current Population Surveys Branch, Demographic Surveys Division.

The file should be cited as follows:

Current Population Survey, March 1992
[machine-readable data file] / conducted by the
Bureau of the Census for the Bureau of Labor
Statistics. —Washington: Bureau of the Census
[producer and distributor], 1992.

The technical documentation should be cited as follows:

Current Population Survey, March 1992
Technical Documentation / prepared by Data
User Services Division, Data Access and Use
Staff, Bureau of the Census. —Washington:
The Bureau, 1992.

For additional information concerning the tape, contact Data User Services Division, Customer Services, Bureau of the Census, Washington, DC 20233. Phone: (301) 763-4100.

For additional information concerning the technical documentation, contact Data User Services Division, Data Access and Use Staff, Bureau of the Census, Washington, DC 20233. Phone: (301) 763-2074.

For additional information concerning the subject matter of the file, contact Demographic Surveys Division, Current Population Surveys Branch, Bureau of the Census, Washington, DC 20233. Phone: (301) 763-2773.

10501

USER COMMENTS

We are interested in the reaction of users to the usefulness of the information presented in this file and to the contents of the questions used to provide the data in this file (there is a facsimile of the

questionnaire in the appendix). We welcome user recommendations for improving our survey work. If you have suggestions or comments, please send them to:

Current Survey Comments
Population Division
U.S. Bureau of the Census
Washington, DC 20233



TABLE OF CONTENTS

Current Population Survey, March 1992

Abstract	1-1
Overview	
Introduction	2-1
CPS Sample	2-1
Questionnaire Coverage.....	2-2
Revisions to the March CPS Processing System.....	2-2
File Structure.....	2-3
Relationship of Current Population Survey Files to Publications.....	2-3
Geographic Limitations.....	2-6
Weights	2-6
Earnings Data.....	2-7
Matching of March CPS Files	3-1
How to Use the Data Dictionary	4-1
Changes in the Data Dictionary Since 1991	5-1
Data Dictionary Index	
Household Record Index.....	6-1
Family Record Index.....	6-4
Person Record Index.....	6-6
Data Dictionary Alphabetical Variable Listing	
Household Record.....	7-1
Family Record.....	7-4
Person Record.....	7-6
Data Dictionary	
Household Record.....	8-1
Family Record.....	8-11
Person Record.....	8-17
Glossary	
Subject Concepts.....	9-1
Geographic Concepts.....	9-12
APPENDICES	
Appendix A - Industry Classification	
Industry Classification Codes for Detailed Industry (3-digit).....	A-1
Detailed Industry Recodes (01-51).....	A-9
Major Industry Recodes (01-14).....	A-11
Detailed Industry Recodes for Longest Job Last Year (00-47).....	A-12
Major Industry Group Recodes for Longest Job Last Year (00-15).....	A-14
Appendix B - Occupational Classification	
Occupational Classification Codes for Detailed Occupational Categories (3-digit).....	B-1
Detailed Occupation Recodes (01-46).....	B-15
Major Occupation Group Recodes (01-14).....	B-17
Detailed Occupation Recodes for Longest Job Last Year (00-53).....	B-18
Major Occupation Group Recodes for Longest Job Last Year (00-15).....	B-20

Appendix C - Selected Tables from the Current Population Survey, March 1992	C-1
Appendix D - Questionnaire Facsimiles	
Facsimile of Basic Questionnaire.....	D-1
Facsimile of March Supplement Questionnaire.....	D-13
Appendix E - Specific Metropolitan Identifiers	
List 1: CMSA/MSA 1983 Rank Codes (MSARANK)	E-2
List 2: PMSA 1983 Rank Codes (PMSARANK).....	E-7
List 3: Individual Central City Codes (CCCODE).....	E-9
List 4: FIPS MSA/PMSA Codes (SMSAFIPS)	E-10
List 5: CMSA Codes.....	E-16
Appendix F - Topcoding of Usual Hourly Earnings.....	F-1
Appendix G - Source and Accuracy Statement	G-1
Appendix H - User Notes	H-1

ABSTRACT

*Current Population Survey, March 1992 [machine-readable data file] /
conducted by the Bureau of the Census for the Bureau of Labor Statistics.
—Washington: Bureau of the Census [producer and distributor], 1992.*

Type of File

Microdata; unit of observation is individuals, families, and households.

Universe Description

The universe is the civilian noninstitutional population of the United States living in housing units and members of the Armed Forces living in civilian housing units on a military base or in a household not on a military base. A probability sample is used in selecting housing units.

Subject-Matter Description

This file, also known as the Annual Demographic File, provides the usual monthly labor force data, but in addition, provides supplemental data on work experience, income, noncash benefits, and migration. Comprehensive work experience information is given on the employment status, occupation, and industry of persons 15 years old and over. Additional data for persons 15 years old and older are available concerning weeks worked and hours per week worked, reason not working full time, total income and income components, and residence on March 1, 1991. Data on employment and income refer to the preceding year, although demographic data refer to the time of the survey.

This file also contains data covering nine non-cash income sources: food stamps, school lunch program, employer-provided group health insurance plan, employer-provided pension plan, personal health insurance, Medicaid, Medicare, CHAMPUS or military health care, and energy assistance.

Characteristics such as age, sex, race, household relationship, and Hispanic origin are shown for each person in the household enumerated.

Geographic Coverage

State of residence is uniquely identified as well as census geographic division and region. The 113 largest metropolitan statistical areas (CMSA's or MSA's), an additional 89 selected MSA's, 66 selected PMSA's, and 30 central cities in multi-central

city MSA's or PMSA's are also uniquely identified.¹ Within confidentiality restrictions, indicators are provided for MSA-PMSA/non-MSA-PMSA, central city/noncentral city, farm/nonfarm, and MSA/CMSA size.

Technical Description

File Structure: Hierarchical.

File Size: 74,697 logical records; record size is 704 characters.

File Sort Sequence: Census state code (MSTSTATE), then MSA/PMSA rank code

74,697
4
298788
12 J2

Reference Material

Current Population Survey, March 1992 Technical Documentation. The documentation includes this abstract, pertinent information about the file, a glossary, code lists, and a data dictionary. One copy accompanies each file order. When ordered separately, it is available for \$10 from Data User Services Division, Customer Services, Bureau of the Census, Washington, DC 20233.

Related Printed Reports

Data from the March Current Population Survey are published most frequently in the Current Population Reports P-20 and P-60 series. These reports are available from the Superintendent of Documents, U.S. Government Printing Office, Washington, DC 20402. Forthcoming reports will be cited in *Census and You*, CENDATA™, the *Monthly Product Announcement* (MPA), and the *Bureau of the Census Catalog and Guide*.

Related Machine-Readable Data Files

A public use edition of the Current Population Survey, March file is available for each year since 1968. For 1980, 1984, and 1988 two March files are available for each year. The first March 1980 file contains estimates based on 1970 population counts and should be used for historical comparisons ending in 1980. The reweighted March 1980 file

1. MSA's = Metropolitan Statistical Areas; CMSA's = Consolidated Metropolitan Statistical Areas; PMSA's = Primary Metropolitan Statistical Areas.

contains estimates based on results of the 1980 census and should be used for comparisons between 1981 and 1984.

In 1984, the Bureau of the Census introduced a step into the March second stage weighting procedure to control individual weights to independent estimates of the Hispanic population. Since this introduction caused a major disruption in the Hispanic estimates from March two data files were created. The first file, without the Hispanic controls should be used for comparing estimates for years prior to 1984 and the second file should be used for comparison with 1985 and later files.

From March 1989 forward, data on the Annual Demographic File are processed using the rewrite system. The rewrite system includes revised procedures to match supplement records to basic CPS records; revised weighting procedures; revised demographic and family edits; revised imputation procedures; and more income detail on the file.

For March 1988 there are two files, the regular Annual Demographic File and the Annual Demographic Rewrite File. The rewrite file has been prepared to allow historical comparison of data from the rewrite processing system implemented between 1988 and 1989. It is recommended that the rewrite file be used when comparing data collected from the March Annual Demographic Supplement from 1988 forward. Use the regular file, released in 1988, when comparing data from 1988 and prior years.

This is not to say, however, that comparisons cannot be made between years before and after 1988. When such analyses are done, for example between 1986 through 1989, data users must consider that similarities or differences between the data may be caused or effected by the rewritten system. Thus, comparing estimates from the 1988 rewrite files and the 1988 regular file will reveal the extent of any differences caused by the processing system changes though not the specific change. The magnitude of the difference can then be applied to the estimates from 1986 - 1987 to reveal whether any real differences exist. There were several revisions made to the processing programs; therefore, it is difficult to determine which specific revision effected the differences or similarities in the data.

Some non-March data also are available from 1968 to present. For more information, request the *Data Developments* on the Current Population Survey from Data User Services Division, Customer Services, Bureau of the Census, Washington, DC 20233.

File Availability

The files may be ordered from Data User Services Division, Customer Services, using the order form on the following page. They are available on 9-track tape reel (ASCII or EBCDIC, labeled or unlabeled, 6250 bpi) or 3480-compatible tape cartridge.

Census Bureau Order Forms

*0003

PUBLICATIONS — Use only if not in stock at the Government Printing Office (GPO).

Please Type or Print. (Form is aligned for typewriter use.) Prices include regular domestic postage and handling. International customers please add 25%.

Qty.	Series number	Title	Price each	Total price
Total for publications				

(Company or personal name) (Please type or print)

(Additional address/attention line)

(Street address)

(City, State, ZIP Code)

(Daytime phone including area code) (Date)

Please Choose Method of Payment:

Check payable to Superintendent of Documents

Mail To: Bureau of the Census, DPD—Publications Unit, 1201 E. Tenth St., Jeffersonville, IN 47132

GPO deposit account -

Mail To: Customer Services, Bureau of the Census, Washington, DC 20233-8300
[or call 301-763-4100; fax 301-763-4794]

*0004

ELECTRONIC MEDIA, MICROFICHE, DOCUMENTATION, AND OTHER — Use for computer tape (TAPE), computer tape cartridge (CART), technical documentation (TD), compact disc—read-only memory (CD-ROM), diskette (DISK), microfiche (FICHE), or paper reproductions — “blowbacks” (BB).

Please Type or Print. (Form is aligned for typewriter use.) All prices include regular domestic postage and handling. International customers, please add 25%.

Charge your order. It's easy!



To fax your orders 301-763-4794

Qty.	Media <small>(See abbrev. above)</small>	Title	Price each	Total price
Total for products listed (minimum order: \$10)				

COMPUTER TAPE INSTRUCTIONS

Characteristics of 9-Track Tape Reels:

- 6250 bpi, EBCDIC 1600 bpi, EBCDIC
 6250 bpi, ASCII 1600 bpi, ASCII

Labeling: Standard Unlabeled

Maximum block size (if less than 32K bytes)? _____

Characteristics of IBM 3480-Compatible Tape Cartridges:

Language: EBCDIC ASCII

Labeling: Standard Unlabeled

Maximum block size (if less than 32K bytes)? _____

(Company or personal name) (Please type or print)

(Additional address/attention line)

(Street address)

(City, State, ZIP Code)

(Daytime phone including area code) (Date)

Please Choose Method of Payment:

Check payable to Commerce—Census

Census deposit account 9

VISA or MasterCard Account


(Name on card)

Expiration date

(Signature)

Mail to: Customer Services, Bureau of the Census, Washington, DC 20233-8300; 301-763-4100.
To fax your orders and inquiries—301-763-4794





OVERVIEW

Current Population Survey

Introduction

The Current Population Survey (CPS) is the source of the official Government statistics on employment and unemployment. The CPS has been conducted monthly for over 50 years. Currently, we interview about 57,000 households monthly, scientifically selected on the basis of area of residence to represent the Nation as a whole, individual States, and other specified areas. Each household is interviewed once a month for four consecutive months one year, and again for the corresponding time period a year later. This technique enables us to obtain month-to-month and year-to-year comparisons at a reasonable cost while minimizing the inconvenience to any one household.

Although the main purpose of the survey is to collect information on the employment situation, a very important secondary purpose is to collect information on the demographic status of the population, information such as age, sex, race, marital status, educational attainment, and family structure. From time to time additional questions are included on such important subjects as health, education, income, and previous work experience. The statistics resulting from these questions serve to update similar information collected once every 10 years through the decennial census, and are used by Government policymakers and legislators as important indicators of our Nation's economic situation and for planning and evaluating many Government programs.

The CPS provides current estimates of the economic status and activities of the population of the United States. Because it is not possible to develop one or two overall figures (such as the number of unemployed) that would adequately describe the labor market, the CPS is designed to provide a large amount of detailed and supplementary data. Such data are made available to meet a wide variety of needs on the part of users of labor market information.

Thus, the CPS is the only source of monthly estimates of total employment (both farm and nonfarm); nonfarm self-employed persons, domestics, and unpaid workers in nonfarm family enterprises; wage and salary employees; and, finally, estimates of total unemployment.

It provides the only available distribution of workers by the number of hours worked (as distinguished from aggregate or average hours for an

industry), permitting separate analyses of part-time workers, workers on overtime, etc. The survey is also the only comprehensive current source of information on the occupation of workers and the industries in which they work. Information is available from the survey not only for persons currently in the labor force but also for those who are outside the labor force. The characteristics of such persons – whether married women with or without young children, disabled persons, students, older retired workers, etc., can be determined. Information on their current desire for work, their past work experience, and their intentions for job seeking are also available.

The March CPS, also known as the Annual Demographic File, contains the basic monthly demographic and labor force data described above, plus additional data on work experience, income, non-cash benefits, and migration.

CPS Sample

The CPS sample is based on the civilian noninstitutional population of the United States. The sample is located in 729 sample areas comprising 1,973 counties and independent cities with coverage in every State and in the District of Columbia.

In all, some 71,000 housing units or other living quarters are assigned for interview each month; about 57,000 of them containing approximately 114,500 persons 15 years old and over are interviewed. Also included are demographic data for approximately 33,500 children 0-14 years old and 650 Armed Forces members living with civilians either on or off base within these households. The remainder of the assigned housing units are found to be vacant, converted to nonresidential use, contain persons with residence elsewhere, or are not interviewed because the residents are not found at home after repeated calls, are temporarily absent, or are unavailable for other reasons. Approximately 14,000 noninterview households are present each month. The resulting file size is approximately 163,000 records. In March of each year supplemental data are collected for Armed Forces members residing with their families in civilian housing units or on a military base. The Armed Forces members, however, are not asked the monthly labor force questions. In addition, the March CPS is supplemented with a sample of Hispanic households identified the previous

November. This results in the addition of about 2,500 households in the March CPS. The inclusion of the additional sample of Hispanic households began in 1976.

A more precise explanation regarding the CPS sample design is provided in Technical Paper 40, *The Current Population Survey: Design and Methodology*.

For a more detailed discussion about the basic labor force data gathered on a monthly basis in the CPS survey, see the Bureau of Labor Statistics Report No. 463 and the Current Population Report P-23, No. 62, issued jointly by the Bureau of Labor Statistics and the Bureau of the Census in October, 1976, and entitled *Concepts and Methods Used In Labor Statistics derived from the Current Population Survey*.

Questionnaire Coverage

Questionnaire facsimiles of the March 1990 CPS income supplement are shown on pages D-13 to D-27 in this documentation. CPS-1 items 19-26B shown on pages D-4 and D-5 of this document are not asked of Armed Forces members but only of civilians 15 years old and older. This part of the questionnaire is referred to as the monthly (basic) labor force section because these questions are asked every month.

Certain data items appearing on both the monthly (basic) questionnaire and the March supplement questionnaire may not have the same meaning. To avoid any misunderstandings, the user should refer to the glossary of this documentation.

Revisions To The March CPS Processing System

Introduction. Between 1988 and 1989 a new computer processing system was introduced for the March Current Population Survey. This processing system rewrite was long overdue; the system in use before this year was first introduced in March 1976 and was never fully updated to reflect the numerous questionnaire changes that had taken place since that time. In addition, the programs used to process the CPS file were written in a computer language that is being phased out of use at the Census Bureau. While the March 1989 file is the first to reflect this new processing system, the March 1988 file was reprocessed based on these new procedures in order to: 1) better evaluate the new processing procedures, and 2) allow year-to-year comparisons to be made between income years 1987 and 1988 using a consistent processing system.

While the following section deals mainly with modifications to the March imputation procedures and their subsequent effect on income and poverty rates, it should be pointed out that all of the

processing programs were rewritten in 1989, so that not only are the files from 1989 forward based on a somewhat different imputation system, but also reflect a rewritten weighting system, data acceptance program, family relationship edits, and new procedures to match income supplement records to the monthly CPS file. As a result, it is difficult to ascertain whether differences (especially those based on relatively small bases) are the result of imputation or other processing differences between the original and revised files.

Since the Census Bureau began imputing the missing income data on the CPS in 1962, there have been three major revisions to the processing system (in 1967, 1976, and 1989). Through all of these revisions, the basic strategy used in make imputations has remained the same. This approach, commonly referred to as "hot deck" imputation, assigns missing responses to sample persons with information from matched sample persons with similar demographic and economic information who answered these questions.

Under the new March processing system, there were three main modifications to the income imputation programs:

1. The edits and imputations were expanded to reflect the full detail of the March income questionnaire. The original processing system was still based on a less detailed CPS income questionnaire that had not been in use since 1980.
2. Under the revised processing procedures, entire sets of March income and noncash benefits data were imputed to supplement noninterviews from the same interviewed person. Under the original processing procedures, earnings, unearned income, and noncash benefits were imputed in separate stages during the processing system. Thus, the new processing system imputes noninterviews more efficiently and is better able to preserve the correlation between earnings, unearned income, and noncash benefits.
3. Both the old and new processing systems employ what are called "statistical matches" to link sample cases with reported data to those requiring imputation for missing responses. In the original processing system, under certain circumstances, reported data was removed and replaced with imputed data during the statistical matching process. Under the new system, reported data are never removed. This was accomplished by expanding the number of statistical matches in the income imputation system.

File Structure

There is a household record for each household or group quarters. The household record is followed by one of three possible structures:

A. If the household contains related persons and is not a group quarters household:

1. The family record appears next followed by person records for members of the family who are not also members of a related subfamily. The person records would be ordered: family householder, spouse of family householder, children in the family, and other relatives of the family householder.
2. The above records may be followed by one or more related subfamily records, each related subfamily record being followed immediately by person records for members of that related subfamily. The person records would be ordered: reference person of the related subfamily, spouse of subfamily reference person, and children of subfamily reference person.
3. The above records may be followed by one or more unrelated subfamily records, each unrelated subfamily record being followed immediately by person records for members of that unrelated subfamily. The person records would be ordered: unrelated subfamily reference person, spouse of subfamily reference person, and children of subfamily reference person.
4. The above records may be followed by one or more persons living with nonrelatives family records, each to be followed by the person record for the unrelated individual it represents. (See Figure 1, page 2-4.)

B. If the household contains a householder with no relatives and is not a group quarters household:

1. The family record for the nonfamily householder is followed immediately by the person record for that nonfamily householder.
2. These records may be followed by one or more unrelated subfamily records, each unrelated subfamily record being

followed immediately by the person records for members of that unrelated subfamily.

3. These records may be followed by one or more family records for persons living with nonrelatives, each person living with nonrelatives family record being followed immediately by the person record for that person living with nonrelatives. (See Figure 2, page 2-5.)

C. If the household is a group quarters, each person is defined as a person living with nonrelatives. There will be a family record followed by a person record for each person in the group quarters.

Relationship of Current Population Survey Files to Publications

Each month, a significant amount of information about the labor force is published by the Bureau of Labor Statistics in the Employment and Earnings and Monthly Labor Review Reports.

As mentioned previously, the CPS also serves as a vehicle for supplemental inquiries on subjects other than employment which are periodically added to the questionnaire. From the basic and supplemental data the Bureau of the Census issues four series of publications under the general title Current Population Reports:

- P-20 Population Characteristics
- P-23 Special Studies
- P-27 Farm Population
- P-60 Consumer Income

Of particular interest to users of the March microdata file would be those reports based on information collected in March. These reports include the following titles:

- P-20 Population Profile of the United States: (Year)
- P-20 Household and Family Characteristics: March (Year)
- P-20 Households, Families, Marital Status, and Living Arrangements: March (Year)
- P-20 Geographical Mobility (Years)
- P-20 Educational Attainment in the United States (Years)
- P-20 Persons of Hispanic Origin in the United States (Year)
- P-60 Money Income and Poverty Status of Families and Persons in the United States: (Year)

P-60 Characteristics of the Population Below the Poverty Level: (Year)

P-60 Characteristics of Households Receiving Selected Noncash Benefits: (Year)

All Current Population Reports may be obtained by subscription from the U.S. Government Printing Office. Subscriptions are available as follows: Population Characteristics, Special Studies, Farm

Population, and Consumer Income series (P-20, P-23, P-27, P-60) combined, \$71 per year (sold as a package only); Population Estimates and Projections (P-25), \$25 per year. Single issues may be ordered separately; ordering information and prices are provided on CENDATA™, in the *Bureau of the Census Catalog and Guide*, in *Census and You*, and the *Monthly Product Announcement (MPA)*.

Figure 1. Illustration of Record Sequence for Households Containing a Family.

Household Record

Family Record

Person 1 (Householder) Record

Person 2 (Spouse) Record

.

.

.

Person n (Family Member)

Family (Related Subfamily Record)

Person 1 (Related Subfamily Reference Person) Record

Person 2 (Spouse) Record

.

.

.

Person n (Related Subfamily Member) Record

Family (Unrelated Subfamily) Record

Person 1 (Unrelated Subfamily Reference Person) Record

Person 2 (Spouse) Record

.

.

.

Person n (Unrelated Subfamily Member) Record

Family (Persons Living With Nonrelatives) Record

Person 1 (Person Living With Nonrelatives) Record

Figure 2. Illustration of Record Sequence for Households Containing a Nonfamily Householder.

Household Record

Family (Nonfamily Householder) Record

Person (Nonfamily Householder) Record

Family (Unrelated Subfamily) Record

Person 1 (Unrelated Subfamily Reference Person) Record

Person 2 (Spouse) Record

.

.

.

Person n (Unrelated Subfamily Member) Record

Family (Person Living With Nonrelatives) Record

Person (Persons Living With Nonrelatives) Record

Figure 3. Illustration of Record Sequence for Group Quarters.¹

Household Record

Family (Persons Living With Nonrelatives) Record

Person (Persons Living With Nonrelatives) Record

1. NOTE: Each person in group quarters is by definition a person living with nonrelatives.

Geographic Limitations

In July 1985, the CPS microdata files began carrying the metropolitan statistical area definitions announced by the Office of Management and Budget on June 30, 1984. The new CPS estimates for the total metropolitan population have consistently been higher than independent estimates of the total metropolitan population prepared by the Census Bureau; the new CPS nonmetropolitan estimates have been lower than the independent estimates. The magnitude of the monthly differences has varied from 900,000 to 2.5 million persons over the past year, so that the proportion of the population living in metropolitan areas according to the CPS has ranged from 0.4 to 1.0 percentage points higher than the independent estimate. The difference in level between the two sets of estimates is partially attributable to the basic CPS sample design, which, because of sampling variability, includes an oversample of metropolitan households and an undersample of nonmetropolitan households. The monthly variations result from the exit and entrance of rotation groups, each with slightly different metropolitan-nonmetropolitan proportions, into the sample. The apparent overestimation of metropolitan and underestimation of nonmetropolitan population in the CPS relative to the Census Bureau's independent estimates should be taken into account when using the data. Because of the monthly variation in these estimates, month-to-month comparisons of metropolitan and nonmetropolitan estimates should be interpreted with caution.

One other set of estimates that can be produced from CPS microdata files beginning in October 1985 should be treated with caution. These are estimates for individual metropolitan areas. The change in Census Bureau confidentiality rules allowing identification of areas with populations of 100,000 or more instead of 250,000 has produced a situation where we now identify numerous small metropolitan areas on the CPS data files. Although estimates for the larger areas such as New York, Los Angeles, and so forth, should be fairly accurate and valid for a multitude of uses, estimates for the smaller metropolitan areas (those with populations under 500,000) should be used with caution because of the relatively large sampling variability associated with these estimates.

It should be kept in mind that the sample design and methods of weighting CPS data are geared towards producing estimates for the entire Nation. Consequently, data for states are not as reliable as national data, and the file will lose some of its utility in certain applications. For further discussion of such considerations, the user should consult *The*

Current Population Survey: Design and Methodology (Technical Paper 40, U.S. Bureau of the Census).

The nature of the work done by each individual investigator using the microdata file will determine to what extent his/her requirements for precision will allow using some of the smaller geographic areas identified on the file.

Weights

For all CPS data files a single weight is prepared and used to compute the monthly labor force status estimates. An additional weight was prepared for the earnings universe which roughly corresponds to wage and salary workers in the two outgoing rotations. This is explained below in the section on earnings data. However, the difference in content of the March CPS supplement requires the presentation of additional weights: a household weight, a family weight, and a March supplement weight. In this section we briefly describe the construction and use of these weights. Chapter 5 of Technical paper 40, *The Current Population Survey: Design and Methodology* provides documentation of the weighting procedures for the CPS both with and without supplement questions.

The final weight, which is the product of several adjustments, is used to produce population estimates for the various items covered in the regular monthly CPS. This weight is constructed from the basic weight for each person, which represents the probability of selection for the survey. The basic weight is adjusted for special sampling situations and failure to obtain interviews from eligible households (noninterview adjustment). A two-stage ratio estimation procedure adjusts the sample population to the known distribution of the entire population. This two-stage ratio estimation process produces factors which are applied to the basic weight (after the special weighting and noninterview adjustments are made) and results in the final weight associated with each record. In summary, the final weight is the product of: (1) the basic weight, (2) adjustments for special weighting, (3) noninterview adjustment, (4) first stage ratio adjustment factor, and (5) second stage ratio adjustment factor. This final weight should be used when producing estimates from the basic CPS data.

Differences in the questionnaire, sample and data uses for the March CPS supplement result in the need for additional adjustment procedures to produce what is called the March supplement weight. The sample for the March CPS supplement is expanded to include male members of the Armed Forces who are living in civilian housing or with the family on a military base, as well as additional Hispanic households which are not included in the monthly labor force estimates.

The expanded sample and the need to have a husband and wife receive the same weight has resulted in a weighting system which produces the March supplement weight. The March supplement weight should be used for producing estimates from March supplement data.

Finally, household and family weights are the weights assigned from the householder or reference person after all adjustments have been made and should be used when tabulating estimates of families-households.

Earnings Data

Beginning in 1982, usual hourly and weekly earnings data appear on the Annual Demographic File (ADF) for that portion of the population roughly corresponding to wage and salary workers (self-employed persons in incorporated businesses are excluded, although they are normally included with the wage and salary population). These data are now collected on a monthly basis in the two

outgoing rotation groups as part of the basic CPS labor force interview.

Since the intent of the regular collection of earnings data was to initiate a family earnings data series, all persons in the two outgoing rotations receive an "earnings weight," even if they are not eligible for the earnings item. The earnings weight is a simple ratio-estimation to the person's labor force status by age, race, and sex. When tabulating estimates of earnings based on basic CPS data, use the earnings weight.

Further information on this earnings series is contained in *Technical Description of the Quarterly Data on Weekly Earnings from the Current Population Survey*, BLS Report #601, July 1980. This report is available on request from the U.S. Department of Labor, Bureau of Labor Statistics, Washington, D.C. 20212. Attn: Office of Inquiries and Correspondence.

NOTE: For 1982 and 1983, usual weekly earnings are not present for individuals who were not paid on an hourly basis.



MATCHING OF MARCH CPS FILES

There are two basic limitations in linking the March CPS files across years. First, only fifty percent of the sample is included in two consecutive years. Second, the residents within the eligible housing units may have changed or appeared as noninterview records in one or both years. The result is a matched sample of considerably less than the upper limit of fifty percent. The basic procedures and variables used to link two or more March CPS files are outlined below.

Sample Selection

The first step in matching year t with year t + 1 is to select from year t those housing units with a

“month in sample” value of 1 through 4, and from year t + 1 those units with a “month in sample” value of 5 through 8. This will identify the sample subset eligible for matching. Within this subset, housing units in year t, month 1 will match only with units in year t + 1, month 5, etc.

Matching Housing Units

Using one or more variables, it is possible to uniquely identify each housing unit in each sample rotation. However, because of changes in CPS procedures, the available information for matching housing units is not always identical. Below are the variables available for matching March CPS files.

Years: 1968-1971

Variables: Random Cluster Code (F6-10) and Serial Number (F11-14)

Years: 1971-1972

Changes in CPS clustering procedures and the accompanying change of household identification numbers prevent matching 1971 and 1972 March CPS files.

Years: 1972-1973

The 1972 file uses 1960 random cluster codes while the 1973 file uses 1970 random cluster codes, thus precluding the matching of records.

Years: 1973-1975

Variables: Random Cluster Code (F7-11). Segment Number (F12-16), and Serial Number (F217-218)

Years: 1975-1976

Variables: 1975: Random Cluster Code (F7-11) Segment Number (F12-16), and Serial Number (F217-218)
1976: Random Cluster Code (H35-39), Segment Number (H40-43), and Serial Number (H44-45)

Years: 1976-1977

Matching is not possible because variables required for matching are in a different format each year.

Years: 1977-1985

Variable: Household Identification Number (H18-29)

Years: 1985-1986

Matching is not possible because the 1986 file is based entirely on the 1980 census design sample.

Years: 1986 Forward

Variable: Household Identification Number (H18-29)

OK in 74
e 75

not done in 73

not unique in 74
Susan Gajewski
307763-7290

ICSPR
313-764-2570

Matching Households, Families, and Persons

Although the information presented above allows matching of housing units across years, it is possible that the residents of the housing unit have changed. Consequently, it is necessary to perform additional matches to insure resident comparability. The specific variables used to match residents will vary according to the needs of the project but it is more efficient to arrange the matching in a hierarchical sequence. For

example, matching on sex and race should precede matching on age or household relationship. The user should carefully work through the possible changes in household structure that might result in an inappropriate rejection of a household. For example, a husband-wife family in year t that experienced a divorce and became a female headed household in year $t + 1$ would fail the test for matching sex of head. Clearly, the more criteria used in matching records will result in greater accuracy, but will also increase the expense and result in fewer matches.

HOW TO USE THE DATA DICTIONARY

The Data Dictionary describes the contents and record layout of the public-use computer tape file. The first line of each data item description gives the data name, size of the data field, relative begin position of the field, and the range of the values.

The next few lines contain descriptive text and any applicable notes. Categorical value codes and labels are given where needed. Comment notes marked by an (*) are provided throughout. Comments should be removed from the machine-readable version of the data dictionary before using it to help access the data file.

Data. Alphabetic, numeric, and the special character (-). No other special characters are used. It may be a mnemonic such as "H-HHTYPE" or "HFIN-YN", or a sequential identifier such as "MIG-MTR1" or "SUR-SC1". Data item names are unique throughout the entire file (all 3 record types).

Size. Numeric. The size of a data item is given in characters. Indication of implied decimal places is provided in notes.

Begin. Numeric. Contains the location in the data record of the first character position of the data item field.

Category Value. Numeric. Contains the range of values for the given data item.

The first line of each data item description begins with the character "D" (left-justified, two characters). The "D" flag indicates lines in the data dictionary containing the name, size, and begin position of each data item. This information (in machine-readable form) can be used to help access the data file. The line beginning with the character "U" describes the universe for that item. Lines con-

taining categorical value codes and labels follow next and begin with the character "V". The special character (.) denotes the start of the value labels. Two examples of data item descriptions follow:

```
D H-HHTYPE 1 20 (1:3)
    Type of household
U All households
V 1 .Interview
V 2 .Type A non-interview
V 3 .Type B/C non-interview

D MIG-MTR1 2 218 (01:09)
    Migration recode
U AGE = 1+
V 01 .Nonmover
V 02 .MSA to MSA
V 03 .MSA to nonMSA
V 04 .NonMSA to MSA
V 05 .NonMSA to nonMSA
V 06 .Abroad to MSA
V 07 .Abroad to nonMSA
V 08 .Not in universe (children
    .under 1 year old)
V 09 .Not identifiable
```

How to Distinguish Supplement Variables from Monthly Variables

Monthly variables have a prefix and trailer as follows:

1. H-, HG-, or H% for household record variables.
2. A-, A% for person record variables.
3. The family record contains no monthly variables.

Supplement variables are all one string or they have a suffix. For example HFIN-YN is a supplement variable on the household record.

Machine-Readable Data Dictionary Layout

Data dictionary lines are 46 characters. The character on the first position determines the type of lines. Each variable may have the following lines:

1. COMMENTS (" * ") lines
2. DATA DICTIONARY (" D ") ; line and DATA DESCRIPTION
3. UNIVERSE (" U ") lines
4. VALUE DESCRIPTION lines
5. One blank line at the end

FORMAT

"*" Line – Comments

- a. " * " in the first position indicates that this is a comment line. This line can appear any place in the dictionary. It will be used for short comments or to nullify any value codes.
- b. " ** " in the first two positions is also comments but it has additional meaning. It indicates this is a block of comments which will be applied to several variables.

"D" Line – Data Dictionary

This line contains the following information:

ID	"D"	COL.	1- 1
NAME	Variable name	COL.	3-10
SIZE	Size of data field	COL.	14-15
BEGIN	Begin position of data field	COL.	19-22
CATEGORY VALUE	Range of values in parentheses	COL.	26-46

Text describing the variable will follow this "D" line. Use COL. 6-4 and repeat as many lines as necessary.

"U" Line – Universe Definition

This line contains the universe definition. Use COL. 3-46 and repeat as many lines as necessary.

ID	" U "	COL.	1- 1
DESCRIPTION	Universe description	COL.	3-46

(For continuation use COL. 3-46 and repeat as many lines as necessary.)

"V" Line – Value Definition

ID	" V "	COL.	1- 1
VALUE	Value code-right justified	COL.	3-12
	" "	COL.	14
DESCRIPTION	Value description	COL.	15-46

(Repeat COL. 14-46 format for continued value description.)

CHANGES IN THE DATA DICTIONARY SINCE 1991

The following variables were added and/or changed in the March 1992 Annual Demographic Supplement file:

March 1991

March 1992

Household Record

Data	Size	Begin	Data	Size	Begin
Filler	325	332	PROP-TAX	5	332
			HOUSRET	5	337
			Filler	363	342

Family Record

Data	Size	Begin	Data	Size	Begin
Filler	414	243	F-MV-FS	4	243
			F-MV-SL	4	247
			FFNGCARE	5	251
			FFNGCAID	5	256
			FHOUSSUB	3	261
			FFOODREQ	4	264
			FHOUSREQ	3	268
			Filler	434	271

Person Record

Data	Size	Begin	Data	Size	Begin
A-HGA	2	22	A-HGA	2	22
Item 18H - Highest grade attended			Item 18H - Educational attainment		
U All persons			U All persons		
V 00 .None , kindergarten or children			V 00 .Children		
V 01 .E1			V 31 .Less than 1st grade		
V 02 .E2			V 32 .1st, 2nd, 3rd, or 4th grade		
V 03 .E3			V 33 .5th or 6th grade		
V 04 .E4			V 34 .7th and 8th grade		
V 05 .E5			V 35 .9th grade		
V 06 .E6			V 36 .10th grade		
V 07 .E7			V 37 .11th grade		
V 08 .E8			V 38 .12th grade no diploma		
V 09 .H1			V 39 .High school graduate-High school diploma or equivalent		
V 10 .H2			V 40 .Some college-but no degree		
V 11 .H3			V 41 .Associate's degree in college		
V 12 .H4			V .-occupation/vocation program		
V 13 .C1			V 42 .Associate's degree in college		
V 14 .C2			V .- academic program		
V 15 .C3			V 43 .Bachelor's degree (for		
V 16 .C4			V .example: BA, AB, BS)		
V 17 .C5			V 44 .Master's degree (for example:		
V 18 .C6+			V .MA, MS, MEng, MEd, MSW, MBA)		
			V 45 .Professional school degree		
			V .(for example: MD, DDS, DVM,		
			V .LLB, JD)		
			V 46 .Doctorate degree (for		
			V .example: PhD, EdD)		

Person Record-Con.

Data	Size	Begin
A-HGC	1	24
SCHL-1	2	42
NOEMP	1	226
Item 47 - At this job about how many people were employed by ...'s employer at the location where ... worked?		
V	0	.Not in universe
V	1	.Under 25
V	2	.25 - 99
V	3	.100 - 499
V	4	.500 - 999
V	5	.1000+
Filler	14	643

Data	Size	Begin
Filler	1	24
Filler	2	42
NOEMP	1	226
Item 47 - Counting all locations where this employer operates, what is the total number of persons who work for ...'s employer?		
V	0	.Not in universe
V	1	.Under 10
V	2	.10 - 24
V	3	.25 - 99
V	4	.100 - 499
V	5	.500 - 999
V	6	.1000+
P-MVCARE	5	643
P-MVCAID	5	648
EMCONTRB	4	653
FILESTAT	1	657
DEP-STAT	2	658
FED-TAX	5	660
EIT-CRED	4	665
STATETAX	5	669
FICA	5	674
FED-RET	5	679
AGI	5	684
CAP-GAIN	5	689
CAP-LOSS	4	694
TAX-INC	5	698
MARG-TAX	2	703

DATA DICTIONARY INDEX
Current Population Survey, March 1992

Household Record

Item	Mnemonic	Location
1960 Census State code	HG-ST60	40
1980 State rank	HG-STRN	42
Alimony payments income	HALMVAL	225
Alimony payments received	HALM-YN	224
Allocation flags for basic CPS	H%HHNUM	296
Allocation flags for basic CPS	H%LIVQRT	297
Allocation flags for basic CPS	H%TELA VL	300
Allocation flags for basic CPS	H%TELHHD	299
Allocation flags for basic CPS	H%TELINT	301
Allocation flags for basic CPS	H%TENURE	295
Allocation flags for supplement household items	I-HCHI	304
Allocation flags for supplement household items	I-HCHINN	307
Allocation flags for supplement household items	I-HCHINO	305
Allocation flags for supplement household items	I-HCHINR	306
Allocation flags for supplement household items	I-HCMCAR	302
Allocation flags for supplement household items	I-HCMCEN	303
Allocation flags for supplement household items	I-HENGAS	318
Allocation flags for supplement household items	I-HENGVA	319
Allocation flags for supplement household items	I-HFDVAL	315
Allocation flags for supplement household items	I-HFLUNC	310
Allocation flags for supplement household items	I-HFLUNN	311
Allocation flags for supplement household items	I-HFOODM	317
Allocation flags for supplement household items	I-HFOODN	316
Allocation flags for supplement household items	I-HFOODS	314
Allocation flags for supplement household items	I-HHOTLU	308
Allocation flags for supplement household items	I-HHOTNO	309
Allocation flags for supplement household items	I-HLOREN	313
Allocation flags for supplement household items	I-HPUBLI	312
Central city MSA status code	HCCC-R	58
Champus, VA, or military health care	HCHAMP	276
Child support income	HCSPVAL	217
Child support payments	HCSP-YN	216
Children covered by insurance of person not living in household	HCHINNO	67
Children covered by insurance of person not living in household	HCHINO	65
Children covered by insurance of person not living in household	HCHINRH	66
Children covered by Medicare	HCMCARE	62
Children covered by Medicare	HCMCENO	63
Children covered by other health insurance	HCHI	64
Children receiving free lunch	HFLUNNO	73
Children receiving free or reduced price lunches	HFLUNCH	72
CMSA code	HG-CMSA	53
Control Card Family Income	H-FAMINC	10
Disability benefits	HDIS-YN	168
Disability income	HDISVAL	169
Dividend income	HDIVVAL	193
Dividend payments	HDIV-YN	192
Education assistance income	HEDVAL	209
Educational assistance benefits	HED-YN	208
Energy assistance benefits	HENGAST	85
Energy assistance income	HENGVAL	86
Families in household	HNUMFAM	23

Item	Mnemonic	Location
Farm definition	HFARM	59
Farm income	HFRVAL	107
Farm self-employment	HINC-FR	106
Financial assistance income	HFINVAL	233
Financial assistance payments	HFIN-YN	232
Food stamps recipients	HFOODSP	76
Food stamps value	HFDVAL	81
Food stamps, children covered	HFOODNO	77
Food stamps, months covered	HFOODMO	79
Health insurance coverage	HHI-YN	277
Home equity, return to	HOUSRET	337
Hot lunch eaten by children at school	HHOTLUN	70
Hot lunch, number of children who ate at school	HHOTNO	71
Household earnings, total value	HEARNVAL	256
Household income	HOIVAL	241
Household income percentiles	HTOP5PCT	281
Household income percentiles, national rank	HPCTCUT	282
Household income, total	HHINC	272
Household income, total value	HTOTVAL	248
Household number	H-HHNUM	30
Household record	HRECORD	1
Household respondent line number	H-RESPNM	12
Household sequence number	H-SEQ	2
Household status	HHSTATUS	278
Household type	H-TYPE	25
Household type	H-HHTYPE	20
Housing unit type	H-TYPEBC	33
Income payments, other	HOI-YN	240
Income, value of other types	HOTHVAL	264
Individual Central City Code	INDCCODE	285
Interest payments	HINT-YN	184
Interest income	HINTVAL	185
Living quarters type	H-LIVQRT	31
March supplement household weight	HSUP-WGT	287
Medicaid coverage	HMCAID	275
Medicare coverage	HMCARE	274
Modified MSA status code	HMSA-R	57
Month in sample	H-MIS	29
Month of survey	H-MONTH	26
MSA or CMSA rank	HG-MSAR	50
MSA or PMSA FIPS Code	HG-MSAC	44
MSA size	HMSSZ	55
MSA/PMSA size	HPMSASZ	56
Number of units in this structure	HUUNITS	9
Own business self-employment	HINC-SE	98
Persons in household	H-NUMPER	21
Persons in household age 5 to 18	HH5TO18	68
Persons in household under age 15	HUNDER15	60
Persons in household under age 18	HUNDER18	279
PMSA rank	HG-PMSA	48
Property taxes	PROP-TAX	332
Public assistance	HPAW-YN	145
Public assistance income	HPAWVAL	146
Public housing project	HPUBLIC	74
Record type indicator	HHPOS	7
Reduced rent, Federal, State, or local government paid part of cost	HLORENT	75
Region	HG-REG	39

Item	Mnemonic	Location
Rental income	HRNTVAL	201
Rental payments	HRNT-YN	200
Retirement income	HRETVAL	177
Retirement payments	HRET-YN	176
Self employment income	HSEVAL	99
Social Security income	HSSVAL	131
Social Security payments	HSS-YN	130
Sunbelt recode	HSUN	286
Supplemental Security benefits	HSSI-YN	138
Supplemental Security income	HSSIVAL	139
Survivor benefits	HSUR-YN	160
Survivor income	HSURVAL	161
Telephone available	H-TELA VL	37
Telephone in household	H-TELHHD	36
Telephone interview acceptable	H-TELINT	38
Tenure	H-TENURE	35
Unemployment compensation	HINC-UC	114
Unemployment compensation income	HUCVAL	115
Unique household identification	H-IDNUM	320
Unique segment identifier	SCMST	15
Veterans payments income	HVET-YN	152
Veterans payments income	HVETVAL	153
Wage and salary	HINC-WS	90
Wages and salaries value	HWSVAL	91
Worker's compensation income	HWCVAL	123
Workers compensation	HINC-WC	122
Year of survey - last digit	H-YEAR	28

Family Record

Item	Mnemonic	Location
Alimony payments	FINC-ALM	181
Alimony income	FALMVAL	182
Child support payments	FINC-CSP	173
Child support value	FCSPVAL	174
Compute fungible value of Medicare and Medicaid, used to	FFOODREQ	264
Compute fungible value of Medicare and Medicaid, used to	FHOUSREQ	268
Disability income	FDISVAL	126
Disability payments	FINC-DIS	125
Dividend income	FDIVVAL	150
Dividend payments	FINC-DIV	149
Education benefits	FINC-ED	165
Education income	FEDVAL	166
Family earnings, total value	FEARNVAL	213
Family fungible value of Medicaid	FFNGCAID	256
Family fungible value of Medicare	FFNGCARE	251
Family income - other	FOIVAL	198
Family income, total other	FOTHVAL	221
Family market value of food stamps	F-MV-FS	243
Family market value of housing subsidy	F-HOUSSUB	261
Family market value of school lunch	F-MV-SL	247
Family record	FRECORD	1
Family spouse index in persons record	FSPOUIDX	19
Family type	FTYPE	10
Farm income	FFRVAL	64
Farm self-employment	FINC-FR	63
Financial assistance income	FFINVAL	190
Financial assistance payments	FINC-FIN	189
Household sequence number	FH-SEQ	5
Householder or reference person weight	FSUP-WGT	233
Income percentiles	FPCTCUT	30
Index to persons record of family husband	FHUSBIDX	17
Index to persons record of family reference person	FHEADIDX	13
Index to persons record of family wife	FWIFEIDX	15
Interest income	FINTVAL	142
Interest payments	FINC-INT	141
Kind of family	FKIND	9
Last member of family person record index. Primary family includes related subfamily members	FLASTIDX	21
Last member of family person record index. Primary family excludes related subfamily members	FMLASIDX	23
Low income cutoff dollar amount	FPOVCUT	32
Low income cutoff dollar amount of related subfamily	FRSPPCT	42
Number of persons in family	FPERSONS	11
Other income payments	FINC-OI	197
Own business self-employment	FINC-SE	55
Own children in family under 6	FOWNU6	25
Own never married children under 18	FOWNU18	27
Public assistance family income	FPAWVAL	103
Public assistance or welfare benefits	FINC-PAW	102
Ratio of family income to low-income level	POVLL	38
Ratio of related subfamily income to low-income level	FRSPOV	40
Ratio of family income to low-income level	FAMLIS	37
Record type and sequence indicator	FFPOS	7
Record type and sequence indicator	FFPOSOLD	241

Item	Mnemonic	Location
Related persons in family under 18	FRELU18	29
Related persons in family under 6	FRELU6	28
Rental family income	FRNTVAL	158
Rental payments	FINC-RNT	157
Retirement family income	FRETVAL	134
Retirement payments	FINC-RET	133
Self employment income	FSEVAL	56
Social Security benefits	FINC-SS	87
Social Security family income family income	FSSVAL	88
Spanish origin of reference person or spouse	FSPANISH	231
Supplemental Security benefits	FINC-SSI	95
Supplemental Security family income	FSSIVAL	96
Survivor family income	FSURVAL	118
Survivor's payments	FINC-SUR	118
Total family income	FTOT-R	17
Total family income	FTOTVAL	229
Unemployment compensation	FINC-UC	205
Unemployment compensation family income	FUCVAL	71
Veteran payments family income	FVETVAL	7
Veterans benefits	FINC-VET	110
Wage and salary	FINC-WS	109
Wages and salaries family income	FWSVAL	47
Worker's compensation family income	FWCVAL	48
Workers compensation	FINC-WC	79

Person Record

Item	Mnemonic	Location
Absent from job or business or on layoff last week	A-JOBABS	84
Absent from work last week, reason	A-WHYABS	85
Activity most of last week	A-MAJACT	74
Adjusted gross income	AGI	684
AFDC or some other type of assistance received	PAW-TYP	302
Age	A-AGE	15
Age allocation flag	A%AGE	491
Age recode, persons 15+ years	AGE1	40
Alimony income received	ALM-VAL	421
Alimony payments	ALM-YN	420
Allocation flag for basic CPS	A%AVAIL	518
Allocation flag for basic CPS	A%CLSWKR	523
Allocation flag for basic CPS	A%ENRCHK	538
Allocation flag for basic CPS	A%ENRLW	539
Allocation flag for basic CPS	A%FTABS	512
Allocation flag for basic CPS	A%FTPT	541
Allocation flag for basic CPS	A%FTREAS	506
Allocation flag for basic CPS	A%GRSWK	535
Allocation flag for basic CPS	A%HGA	496
Allocation flag for basic CPS	A%HGC	497
Allocation flag for basic CPS	A%HRLYWK	533
Allocation flag for basic CPS	A%HRS	503
Allocation flag for basic CPS	A%HRSCHK	504
Allocation flag for basic CPS	A%HRSPAY	534
Allocation flag for basic CPS	A%HSCOL	540
Allocation flag for basic CPS	A%IND	521
Allocation flag for basic CPS	A%INTEND	530
Allocation flag for basic CPS	A%JOBABS	509
Allocation flag for basic CPS	A%LFSR	500
Allocation flag for basic CPS	A%LINENO	488
Allocation flag for basic CPS	A%LKFTPT	517
Allocation flag for basic CPS	A%LKWK	513
Allocation flag for basic CPS	A%LOSTIM	507
Allocation flag for basic CPS	A%MAJACT	501
Allocation flag for basic CPS	A%MARITL	492
Allocation flag for basic CPS	A%MTHD	514
Allocation flag for basic CPS	A%NLFLJ	526
Allocation flag for basic CPS	A%OCC	522
Allocation flag for basic CPS	A%OVRTIM	508
Allocation flag for basic CPS	A%PAYABS	511
Allocation flag for basic CPS	A%UNCOV	537
Allocation flag for basic CPS	A%UNMEM	536
Allocation flag for basic CPS	A%USLFT	505
Allocation flag for basic CPS	A%USLHRS	532
Allocation flag for basic CPS	A%WANTJB	528
Allocation flag for basic CPS	A%WHENLJ	520
Allocation flag for basic CPS	A%WHYABS	510
Allocation flag for basic CPS	A%WHYLFT	527
Allocation flag for basic CPS	A%WHYLK	515
Allocation flag for basic CPS	A%WHYNA	519
Allocation flag for basic CPS	A%WHYNL	529
Allocation flag for basic CPS	A%WKSLK	516
Allocation flag for March supplement	I-ALMVAL	599
Allocation flag for March supplement	I-ALMYN	598

Item	Mnemonic	Location
Allocation flag for March supplement	I-CHAMP	627
Allocation flag for March supplement	I-CSPVAL	597
Allocation flag for March supplement	I-CSPYN	596
Allocation flag for March supplement	I-DISCS	576
Allocation flag for March supplement	I-DISHP	575
Allocation flag for March supplement	I-DISSC1	573
Allocation flag for March supplement	I-DISSC2	574
Allocation flag for March supplement	I-DISTYP	578
Allocation flag for March supplement	I-DISVL1	579
Allocation flag for March supplement	I-DISVL2	580
Allocation flag for March supplement	I-DISYN	577
Allocation flag for March supplement	I-DIVVAL	589
Allocation flag for March supplement	I-DIVYN	588
Allocation flag for March supplement	I-EDTYP1	593
Allocation flag for March supplement	I-EDTYP2	594
Allocation flag for March supplement	I-EDYN	592
Allocation flag for March supplement	I-ERNSRC	623
Allocation flag for March supplement	I-ERNVAL	543
Allocation flag for March supplement	I-ERNYN	542
Allocation flag for March supplement	I-FINVAL	601
Allocation flag for March supplement	I-FINYN	600
Allocation flag for March supplement	I-FRMVAL	549
Allocation flag for March supplement	I-FRMYN	548
Allocation flag for March supplement	I-HIELSE	632
Allocation flag for March supplement	I-HIEMP	630
Allocation flag for March supplement	I-HIOWN	629
Allocation flag for March supplement	I-HIP Aid	631
Allocation flag for March supplement	I-HIYN	628
Allocation flag for March supplement	I-HRCHK	612
Allocation flag for March supplement	I-HRSWK	611
Allocation flag for March supplement	I-INDUS	617
Allocation flag for March supplement	I-INTVAL	587
Allocation flag for March supplement	I-INTYN	586
Allocation flag for March supplement	I-LJCW	616
Allocation flag for March supplement	I-LKSTR	608
Allocation flag for March supplement	I-LKWEK	607
Allocation flag for March supplement	I-LOSEWK	606
Allocation flag for March supplement	I-MCAID	626
Allocation flag for March supplement	I-MCARE	625
Allocation flag for March supplement	I-MIG1	635
Allocation flag for March supplement	I-MIG4	636
Allocation flag for March supplement	I-NOEMP	624
Allocation flag for March supplement	I-NWLKWK	604
Allocation flag for March supplement	I-NWLOOK	603
Allocation flag for March supplement	I-OCCUP	618
Allocation flag for March supplement	I-OEDVAL	595
Allocation flag for March supplement	I-OIVAL	602
Allocation flag for March supplement	I-PAWMO	562
Allocation flag for March supplement	I-PAWTYP	560
Allocation flag for March supplement	I-PAWVAL	561
Allocation flag for March supplement	I-PAWYN	559
Allocation flag for March supplement	I-PENINC	634
Allocation flag for March supplement	I-PENPLA	633
Allocation flag for March supplement	I-PHMEMP	610
Allocation flag for March supplement	I-PTRSN	615
Allocation flag for March supplement	I-PTWKS	614

Item	Mnemonic	Location
Allocation flag for March supplement	I-PTYN	613
Allocation flag for March supplement	I-PYRSN	609
Allocation flag for March supplement	I-RETSC1	582
Allocation flag for March supplement	I-RETSC2	583
Allocation flag for March supplement	I-RETVL1	584
Allocation flag for March supplement	I-RETVL2	585
Allocation flag for March supplement	I-RETYN	581
Allocation flag for March supplement	I-RNTVAL	591
Allocation flag for March supplement	I-RNTYN	590
Allocation flag for March supplement	I-RSNNOT	605
Allocation flag for March supplement	I-SEVAL	547
Allocation flag for March supplement	I-SEYN	546
Allocation flag for March supplement	I-SSIVAL	558
Allocation flag for March supplement	I-SSIYN	557
Allocation flag for March supplement	I-SSVAL	556
Allocation flag for March supplement	I-SSYN	555
Allocation flag for March supplement	I-SURSC1	569
Allocation flag for March supplement	I-SURSC2	570
Allocation flag for March supplement	I-SURTYP	568
Allocation flag for March supplement	I-SURVL1	571
Allocation flag for March supplement	I-SURVL2	572
Allocation flag for March supplement	I-SURYN	567
Allocation flag for March supplement	I-UCVAL	551
Allocation flag for March supplement	I-UCYN	550
Allocation flag for March supplement	I-VETQVA	566
Allocation flag for March supplement	I-VETTYP	564
Allocation flag for March supplement	I-VETVAL	565
Allocation flag for March supplement	I-VETYN	563
Allocation flag for March supplement	I-WCTYP	553
Allocation flag for March supplement	I-WCVAL	554
Allocation flag for March supplement	I-WCYN	552
Allocation flag for March supplement	I-WKCHK	622
Allocation flag for March supplement	I-WKSWK	621
Allocation flag for March supplement	I-WORKYN	619
Allocation flag for March supplement	I-WSVAL	545
Allocation flag for March supplement	I-WSYN	544
Allocation flag for March supplement	I-WTEMP	620
Any work allocation flag	A%ANYWK	502
Any work done last week	A-ANYWK	75
Attending or enrolled in high school, college, or university	A-HSCOL	143
Attending or enrolled in high school, college, or university	A-ENRLW	142
Available for a job if offered one	A-AVAIL	100
Capital gains, amount of	CAP-GAIN	689
Capital loses, amount of	CAP-LOSS	694
Child covered by health insurance	CH-HI	487
Child covered by medicare	CH-MC	486
Child support payments received	CSP-YN	414
Child support payments value	CSP-VAL	415
Children in household	HIELSE2	477
Children not in household	HIELSE3	478
Civilian labor force status	A-CIVLF	152
Class of worker	A-CLSWKR	109
Class of worker	LJCW	189
Class of worker recode	A-RCOW	164
Covered by Champus, VA, or military health care	CHAMP	471
Current activity/reason not looking	A-NLFREA	147
Current earnings, hourly pay	A-WERNTF	641

Item	Mnemonic	Location
Dependency status pointer	DEP-STAT	658
Detailed industry code	A-DTIND	157
Detailed occupation code	A-DTOCC	161
Disability income, source 1	DIS-VAL1	350
Disability income, source 2	DIS-VAL2	355
Disability income other than Social Security or Veterans benefits	DIS-YN	345
Disability income, other	DIS-SC2	348
Disability income, total	DSAB-VAL	360
Dividends received	DIV-YN	391
Earn income tax credit	EIT-CRED	665
Earner Status Recode	EARNER	201
Earnings before deductions, value	ERN-VAL	228
Earnings from employer or self-employment, value	TCERNVAL	637
Earnings from longest job	ERN-YN	227
Earnings per hour	A-HRSPAY	131
Earnings per week at job before deductions	A-GRSWK	135
Earnings, total value	PEARVAL	448
Earnings/not in labor force weight	A-ERNLWT	58
Educational assistance	ED-YN	404
Educational assistance, government	OED-TYP1	405
Educational assistance, other	OED-TYP3	407
Educational assistance, scholarships, grants etc.	OED-TYP2	406
Educational assistance, total value	ED-VAL	408
Employer contribution for health	EMCONTRB	653
Employment status, time worked or lost	A-WKSCH	151
Expanded relationship code	A-EXPRRP	13
Experienced labor force employment status	A-EXPLF	150
Family number	A-FAMNUM	29
Family relationship	A-FAMREL	32
Family relationship, primary and unrelated subfamily only	FAMREL	35
Family type	A-FAMTYP	31
Farm self employment income	TCFFMVAL	640
Farm self-employment	FRMOTR	262
Farm self-employment	FRSE-YN	268
Farm self-employment earnings value	FRM-VAL	263
Farm self-employment earnings, total value	FRSE-VAL	269
Federal income tax liability	FED-TAX	660
Federal retirement payroll deduction	FED-RET	679
Final weight	A-FNLWGT	50
Financial assistance	FIN-YN	426
Financial assistance income	FIN-VAL	427
FIPS State code	GRIN-ST	216
Full-time labor force	A-FTLF	153
Full/part-time worker	WEXP	196
Full/part-time status	A-WKSTAT	149
Group health insurance, including dependents	COV-GH	484
Health insurance plan coverage in own name	HIOWN	473
Health insurance plan offered through employer or union	HIEMP	474
Health plan portion paid by employer or union	HIPaid	475
Health problem or a disability which prevents working	DIS-HP	343
Highest grade attended	A-HGA	22
Hourly wages	A-HRLYWK	130
Hours per week usually worked at job	A-USLHRS	128
Hours worked last week at all jobs	A-HRS1	76
Hours worked per week	HRSWK	181
Household and Family Status	HHDFMX	37
Household sequence number	PH-SEQ	2

Item	Mnemonic	Location
Household summary	HHDREL	34
Income received, other	OI-YN	434
Income sources, other	OI-OFF	432
Income, other	OI-VAL	435
Income, other persons total value	POTHVAL	457
Industry	A-IND	103
Industry of longest job	INDUSTRY	190
Industry of longest job by detailed groups	WEIND	208
Industry of longest job by major industry group	WEMIND	210
Interest income received	INT-VAL	386
Interest received	INT-YN	385
Interviewer check item	A-ENRCHK	141
Interviewer check item	HRCHECK	183
Interviewer check item	WRK-CK	481
Interviewer check item	A-HRSCHK	78
Interviewer check item	WKCHECK	173
Job not taken, reason	A-WHYNA	101
Labor force status recode	A-LFSR	145
Labor union or of an employee association member	A-UNMEM	139
Last full/part-time job	A-NLFLJ	112
Last time worked at a full/part-time job	A-WHENLJ	102
Length of time looking for work	A-WKSLK	97
Line number	A-LINENO	9
Longest job class of worker	WECLW	203
Longest job class of worker recode	CLWK	202
Looking for full/part-time work	A-LKFTPT	99
Looking for job, did nothing	A-MTHD6	94
Looking for job, employer directly	A-MTHD3	91
Looking for job, friends or relatives	A-MTHD4	92
Looking for job, other methods	A-MTHD7	95
Looking for job, placed or answered ads	A-MTHD5	93
Looking for job, private employment agency	A-MTHD2	90
Looking for job, public employment agency	A-MTHD1	89
Looking for work	NWLOOK	167
Looking for work during next 12 months	A-INTEND	126
Looking for work during past 4 weeks	A-LKWK	88
Looking for work, reason	A-WHYLK	96
Lost time or time taken off from work, any reason	A-LOSTIM	82
Low-income level of persons recode	PERLIS	468
Major industry code	A-MJIND	155
Major occupation code	A-MJOCC	159
March supplement final weight	MARSUPWT	66
Marginal tax rate	MARG-TAX	703
Marital status	A-MARITL	17
Medicaid coverage	MCAID	470
Medicare coverage	MCARE	469
Migration recode	MIG-MTR1	218
Migration recode	MIG-MTR3	220
Migration recode	MIG-MTR4	221
Money earned from other work	ERN-OTR	235
MSA status description of residence	GRN-PLAC	224
No dividends received	DIV-NON	392
Nonfarm self employment income	TCSEVAL	639
Not looking for work reason	PYRSN	179
Number of employers	PHMEMPRS	180
Occupation	A-OCC	106
Occupation of longest job	OCCUP	193

Item	Mnemonic	Location
Occupation of longest job	POCCU2	204
Occupation of longest job by major groups	WEMOCG	206
Origin	A-REORGN	27
Origin allocation flag for basic CPS	A%ORIGIN	499
Other wage and salary earnings	WAGEOTR	236
Others in household	HIELSE5	480
Overtime work or worked at more than one job	A-OVRTIM	83
Own business self-employment	SEMP-YN	255
Own business self-employment earnings, other work	SE-VAL	250
Own business self-employment earnings, total value	SEMP-VAL	256
Own business self-employment, other work	SEOTR	249
Parent's line number	A-PARENT	11
Parent's line number allocation flag for basic CPS	A%PARENT	490
Parent(s) present	PARENT	39
Pension or retirement income other than Social Sec. or Veterans benefits	RET-YN	366
Pension plan participant	PENINCL	483
Pension plan provided by employer or union	PENPLAN	482
Person income, total	PTOT-R	466
Person income, total	PTOTVAL	440
Person market value of Medicaid	P-MVCAID	648
Person market value of Medicare	P-MVCARE	643
Person match, 665	FL-665	465
Person record	PRECORD	1
Persons living in house last year	MIGSAME	214
Persons who work for employer, total number of	NOEMP	226
Place description of residence last year	PLACDSCP	225
Previous residence in sunbelt	MIGSUN	223
Previous residence region	GRIN-REG	215
Primary family relationship	A-PFREL	33
Private health insurance plan coverage	HI-YN	472
Private health insurance, including dependents	COV-HI	485
Public assistance or welfare value received	PAW-VAL	305
Public assistance received	PAW-YN	301
Race	A-RACE	25
Race allocation flag for basic CPS	A%RACE	498
Reason for not working	RSNNOTW	170
Reason for not working, believes no work available	A-WHYNL1	115
Reason for not working, can't arrange child care	A-WHYNL6	120
Reason for not working, couldn't find any work	A-WHYNL2	116
Reason for not working, don't know	A-WHYNLB	125
Reason for not working, employers think too young or too old	A-WHYNL4	118
Reason for not working, family responsibilities	A-WHYNL7	121
Reason for not working, ill health	A-WHYNL9	123
Reason for not working, in school or other training	A-WHYNL8	122
Reason for not working, lacks necessary schooling, etc.	A-WHYNL3	117
Reason for not working, other	A-WHYNLA	124
Reason for not working, other personal handicap in finding	A-WHYNL5	119
Reason left job	A-WHYLFT	113
Record type and sequence indicator	PPPOS	7
Record type and sequence indicator	PPOSOLD	110
Regular job wanted, either full/part-time	A-WANTJB	144
Relationship to reference person allocation flag for basic CPS	A%RRP	489
Rent income	RNT-VAL	399
Rent income received	RNT-YN	398
Retire or leave a job for health reasons	DIS-CS	344
Retirement income received, total	RTM-VAL	379
Retirement income source, type 1	RET-SC1	367

Item	Mnemonic	Location
Retirement income, other, type 2	RET-SC2	368
Retirement income, type 1	RET-VAL1	369
Retirement income, type 2	RET-VAL2	374
School enrollment, full-time or part-time	A-FTPT	144
Self only in household	HIELSE4	479
Sequence number of parent in household	PRNT-PTR	48
Sequence number pointer to family record	PF-SEQ	46
Sequence number pointer to own family record in household	PHF-SEQ	44
Sex	A-SEX	20
Sex allocation flag for basic CPS	A%SEX	494
Social Security payments received	SS-YN	290
Social Security payments received, value	SS-VAL	291
Social Security payments, months received	PAW-MON	303
Social Security retirement payroll	FICA	674
Source of earnings from longest job	ERN-SRCE	234
Source of income	DIS-SC1	346
Spouse in household	HIELSE1	476
Spouse's line number	A-SPOUSE	18
Spouse's line number allocation flag for basic CPS	A%SPOUSE	493
State income tax liability	STATETAX	669
Status of person identifier	P-STAT	26
Stock dividends value	DIV-VAL	393
Supplemental Security income	SSI-VAL	297
Supplemental Security income received	SSI-YN	296
Supplemental unemployment benefits received	SUBUC	276
Survivor's benefits other than Social Security or Veterans benefits	SUR-YN	322
Survivor's income received, total	SRVS-VAL	337
Survivor's income, source 1	SUR-SC1	323
Survivor's income, source 1	SUR-VAL1	327
Survivor's income, source 2	SUR-SC2	325
Survivor's income, source 2	SUR-VAL2	332
Tax filer status	FILESTAT	657
Taxable income amount	TAX-INC	698
Temporary, part-time, or seasonal work	WTEMP	166
Total wage and salary earnings value	WSAL-VAL	243
Unemployment compensation benefits	UC-YN	275
Unemployment compensation benefits value	UC-VAL	278
Unemployment, reason	A-UNTYPE	146
Union or employee association contract	A-UNCOV	140
Union unemployment or strike benefits received	STRKUC	277
VA annual income questionnaire requirement	VET-QVA	316
Veteran	A-VET	21
Veteran status allocation flag for basic CPS	A%VET	495
Veterans payments income	VET-VAL	317
Veterans payments received	VET-YN	310
Veterans payments, type 1	VET-TYP1	311
Veterans payments, type 2	VET-TYP2	312
Veterans payments, type 3	VET-TYP3	313
Veterans payments, type 4	VET-TYP4	314
Veterans payments, type 5	VET-TYP5	315
Wage and salary earnings in ERN-YN or WAGEOTR	WSAL-YN	242
Wage and salary earnings, other, value	WS-VAL	237
Wage and salary income	TCWSVAL	638
Wages or salary received during week	A-PAYABS	86
Weekly pay	A-HERNTF	642
Weeks looking for job	WEUEMP	200
Weeks looking for work	LKWEKS	176

Item	Mnemonic	Location
Weeks looking for work in one stretch	LKSTRCH	178
Weeks looking for work on layoff	NWLKWK	168
Weeks lost from work	LOSEWKS	174
Weeks nonworker looked for job	WELKNW	199
Weeks worked	LKNONE	175
Weeks worked	WKSWORK	171
Weeks worked last year	WEWKRS	198
Weeks worked less than 35 hours	PTWEEKS	185
Work at job or business during year	WORKYN	165
Worked 35 hours or more a week at job	A-USLFT	79
Worked 35 hours or more per week	A-FTABS	87
Worked less than 35 hours	PTYN	184
Worked less than 35 hours per week, reason	PTRSN	187
Worker's compensation payments received	WC-YN	283
Worker's compensation payments, type	WC-TYPE	284
Worker's compensation payments, value	WC-VAL	285
Works 35 hours or more a week at job	A-FTREAS	80



DATA DICTIONARY ALPHABETICAL VARIABLE LISTING
Current Population Survey, March 1992

Household Record

Mnemonic	Item	Location
H%HHNUM	Allocation flags for basic CPS	296
H%LIVQRT	Allocation flags for basic CPS	297
H%TELA VL	Allocation flags for basic CPS	300
H%TELHHD	Allocation flags for basic CPS	299
H%TELINT	Allocation flags for basic CPS	301
H%TENURE	Allocation flags for basic CPS	295
H-FAMINC	Control Card Family Income	10
H-HHNUM	Household number	30
H-HHTYPE	Household type	20
H-IDNUM	Unique household identification	320
H-LIVQRT	Living quarters type	31
H-MIS	Month in sample	29
H-MONTH	Month of survey	26
H-NUMPER	Persons in household	21
H-RESPNM	Household respondent line number	12
H-SEQ	Household sequence number	2
H-TELA VL	Telephone available	37
H-TELHHD	Telephone in household	36
H-TELINT	Telephone interview acceptable	38
H-TENURE	Tenure	35
H-TYPE	Household type	25
H-TYPEBC	Housing unit type	33
H-YEAR	Year of survey - last digit	28
HALM-YN	Alimony payments received	224
HALMVAL	Alimony payments income	225
HCCC-R	Central city MSA status code	58
HCHAMP	Champus, VA, or military health care	276
HCHI	Children covered by other health insurance	64
HCHINNO	Children covered by insurance of person not living in household	67
HCHINO	Children covered by insurance of person not living in household	65
HCHINRH	Children covered by insurance of person not living in household	66
HCMCARE	Children covered by Medicare	62
HCMCENO	Children covered by Medicare	63
HCSP-YN	Child support payments	216
HCSPVAL	Child support income	217
HDIS-YN	Disability benefits	168
HDISVAL	Disability income	169
HDIV-YN	Dividend payments	192
HDIVVAL	Dividend income	193
HEARNVAL	Household earnings, total value	256
HED-YN	Educational assistance benefits	208
HEDVAL	Education assistance income	209
HENGAST	Energy assistance benefits	85
HENGVAL	Energy assistance income	86
HFARM	Farm definition	59
HFDVAL	Food stamps value	81
HFIN-YN	Financial assistance payments	232
HFINVAL	Financial assistance income	233
HFLUNCH	Children receiving free or reduced price lunches	72
HFLUNNO	Children receiving free lunch	73

Mnemonic	Item	Location
HFOODMO	Food stamps, months covered	79
HFOODNO	Food stamps, children covered	77
HFOODSP	Food stamps recipients	76
HFRVAL	Farm income	107
HG-CMSA	CMSA code	53
HG-MSAC	MSA or PMSA FIPS Code	44
HG-MSAR	MSA or CMSA rank	50
HG-PMSA	PMSA rank	48
HG-REG	Region	39
HG-ST60	1960 Census State code	40
HG-STRN	1980 State rank	42
HHSTO18	Persons in household age 5 to 18	68
HHI-YN	Health insurance coverage	277
HHINC	Household income, total	272
HHOTLUN	Hot lunch eaten by children at school	70
HHOTNO	Hot lunch, number of children who ate at school	71
HHPOS	Record type indicator	7
HHSTATUS	Household status	278
HINC-FR	Farm self-employment	106
HINC-SE	Own business self-employment	98
HINC-UC	Unemployment compensation	114
HINC-WC	Workers compensation	122
HINC-WS	Wage and salary	90
HINT-YN	Interest payments	184
HINTVAL	Interest income	185
HLORENT	Reduced rent, Federal, State, or local government paid part of cost	75
HMCAID	Medicaid coverage	275
HMCARE	Medicare coverage	274
HMSA-R	Modified MSA status code	57
HMSSZ	MSA size	55
HNUMFAM	Families in household	23
HOI-YN	Income payments, other	240
HOIVAL	Household income	241
HOTHVAL	Income, value of other types	264
HOUSRET	Home equity, return to	337
HPAW-YN	Public assistance	145
HPAWVAL	Public assistance income	146
HPCTCUT	Household income percentiles, national rank	282
HPMSASZ	MSA/PMSA size	56
HPUBLIC	Public housing project	74
HRECORD	Household record	1
HRET-YN	Retirement payments	176
HRETVAL	Retirement income	177
HRNT-YN	Rental payments	200
HRNTVAL	Rental income	201
HSEVAL	Self employment income	99
HSS-YN	Social Security payments	130
HSSI-YN	Supplemental Security benefits	138
HSSIVAL	Supplemental Security income	139
HSSVAL	Social Security income	131
HSUN	Sunbelt recode	286
HSUP-WGT	March supplement household weight	287
HSUR-YN	Survivor benefits	160
HSURVAL	Survivor income	161
HTOP5PCT	Household income percentiles	281
HTOTVAL	Household income, total value	248
HUCVAL	Unemployment compensation income	115

Mnemonic	Item	Location
HUNDER15	Persons in household under age 15	60
HUNDER18	Persons in household under age 18	279
HUUNITS	Number of units in this structure	9
HVET-YN	Veterans payments income	152
HVETVAL	Veterans payments income	153
HWCVAL	Worker's compensation income	123
HWSVAL	Wages and salaries value	91
I-HCHI	Allocation flags for supplement household items	304
I-HCHINN	Allocation flags for supplement household items	307
I-HCHINO	Allocation flags for supplement household items	305
I-HCHINR	Allocation flags for supplement household items	306
I-HCMCAR	Allocation flags for supplement household items	302
I-HCMCEN	Allocation flags for supplement household items	303
I-HENGAS	Allocation flags for supplement household items	318
I-HENGVA	Allocation flags for supplement household items	319
I-HFDVAL	Allocation flags for supplement household items	315
I-HFLUNC	Allocation flags for supplement household items	310
I-HFLUNN	Allocation flags for supplement household items	311
I-HFOODM	Allocation flags for supplement household items	317
I-HFOODN	Allocation flags for supplement household items	316
I-HFOODS	Allocation flags for supplement household items	314
I-HHOTLU	Allocation flags for supplement household items	308
I-HHOTNO	Allocation flags for supplement household items	309
I-HLOREN	Allocation flags for supplement household items	313
I-HPUBLI	Allocation flags for supplement household items	312
INDCCODE	Individual Central City Code	285
PROP-TAX	Property taxes	332
SCMST	Unique segment identifier	15

Family Record

Mnemonic	Item	Location
F-HOUSSUB	Family market value of housing subsidy	261
F-MV-FS	Family market value of food stamps	243
F-MV-SL	Family market value of school lunch	247
FALMVAL	Alimony income	182
FAMLIS	Ratio offamily income to low-income level	37
FCSPVAL	Child support value	174
FDISVAL	Disability income	126
FDIVVAL	Dividend income	150
FEARNVAL	Family earnings, total value	213
FEDVAL	Education income	166
FFINVAL	Financial assistance income	190
FFNGCARE	Family fungible value of Medicare	251
FFNGCAID	Family fungible value of Medicaid	256
FFOODREQ	Compute fungible value of Medicare and Medicaid, used to	264
FFPOS	Record type and sequence indicator	7
FFPOSOLD	Record type and sequence indicator	241
FFRVAL	Farm income	64
FH-SEQ	Household sequence number	5
FHEADIDX	Index to persons record of family reference person	13
FHOUSREQ	Compute fungible value of Medicare and Medicaid, used to	268
FHUSBIDX	Index to persons record of family husband	17
FINC-ALM	Alimony payments	181
FINC-CSP	Child support payments	173
FINC-DIS	Disability payments	125
FINC-DIV	Dividend payments	149
FINC-ED	Education benefits	165
FINC-FIN	Financial assistance payments	189
FINC-FR	Farm self-employment	63
FINC-INT	Interest payments	141
FINC-OI	Other income payments	197
FINC-PAW	Public assistance or welfare benefits	102
FINC-RET	Retirement payments	133
FINC-RNT	Rental payments	157
FINC-SE	Own business self-employment	55
FINC-SS	Social Security benefits	87
FINC-SSI	Supplemental Security benefits	95
FINC-SUR	Survivor's payments	118
FINC-UC	Unemployment compensation	205
FINC-VET	Veterans benefits	110
FINC-WC	Workers compensation	79
FINC-WS	Wage and salary	109
FINTVAL	Interest income	142
FKIND	Kind of family	9
FLASTIDX	Last member of family person record index. Primary family includes related subfamily members	21
FMLASIDX	Last member of family person record index. Primary family excludes related subfamily members	23
FOIVAL	Family income - other	198
FOTHVAL	Family income, total other	221
FOWNU18	Own never married children under 18	27
FOWNU6	Own children in family under 6	25
FPAWVAL	Public assistance family income	103
FPCTCUT	Income percentiles	30
FPERSONS	Number of persons in family	11

Mnemonic	Item	Location
FPOVCUT	Low income cutoff dollar amount	32
FRECORD	Family record	1
FRELU18	Related persons in family under 18	29
FRELU6	Related persons in family under 6	28
FRETVAL	Retirement family income	134
FRNTVAL	Rental family income	158
FRSPOV	Ratio of related subfamily income to low-income level	40
FRSPCT	Low income cutoff dollar amount of related subfamily	42
FSEVAL	Self employment income	56
FSPANISH	Spanish origin of reference person or spouse	231
FSPUIDX	Family spouse index in persons record	19
FSSIVAL	Supplemental Security family income	96
FSSVAL	Social Security family income family income	88
FSUP-WGT	Householder or reference person weight	233
FSURVAL	Survivor family income	118
FTOT-R	Total family income	17
FTOTVAL	Total family income	229
FTYPE	Family type	10
FUCVAL	Unemployment compensation family income	71
FVETVAL	Veteran payments family income	7
FWCVAL	Worker's compensation family income	48
FWIFEIDX	Index to persons record of family wife	15
FWSVAL	Wages and salaries family income	47
POVLL	Ratio of family income to low-income level	38

Person Record

Mnemonic	Item	Location
A%AGE	Age allocation flag	491
A%ANYWK	Any work allocation flag	502
A%AVAIL	Allocation flag for basic CPS	518
A%CLSWKR	Allocation flag for basic CPS	523
A%ENRCHK	Allocation flag for basic CPS	538
A%ENRLW	Allocation flag for basic CPS	539
A%FTABS	Allocation flag for basic CPS	512
A%FTPT	Allocation flag for basic CPS	541
A%FTREAS	Allocation flag for basic CPS	506
A%GRSWK	Allocation flag for basic CPS	535
A%HGA	Allocation flag for basic CPS	496
A%HGC	Allocation flag for basic CPS	497
A%HRLYWK	Allocation flag for basic CPS	533
A%HRS	Allocation flag for basic CPS	503
A%HRSCHK	Allocation flag for basic CPS	504
A%HRSPAY	Allocation flag for basic CPS	534
A%HSCOL	Allocation flag for basic CPS	540
A%IND	Allocation flag for basic CPS	521
A%INTEND	Allocation flag for basic CPS	530
A%JOBABS	Allocation flag for basic CPS	509
A%LFSR	Allocation flag for basic CPS	500
A%LINENO	Allocation flag for basic CPS	488
A%LKFTPT	Allocation flag for basic CPS	517
A%LKWK	Allocation flag for basic CPS	513
A%LOSTIM	Allocation flag for basic CPS	507
A%MAJACT	Allocation flag for basic CPS	501
A%MARITL	Allocation flag for basic CPS	492
A%MTHD	Allocation flag for basic CPS	514
A%NLFLJ	Allocation flag for basic CPS	526
A%OCC	Allocation flag for basic CPS	522
A%ORIGIN	Origin allocation flag for basic CPS	499
A%OVRTIM	Allocation flag for basic CPS	508
A%PARENT	Parent's line number allocation flag for basic CPS	490
A%PAYABS	Allocation flag for basic CPS	511
A%RACE	Race allocation flag for basic CPS	498
A%RRP	Relationship to reference person allocation flag for basic CPS	489
A%SEX	Sex allocation flag for basic CPS	494
A%SPOUSE	Spouse's line number allocation flag for basic CPS	493
A%UNCOV	Allocation flag for basic CPS	537
A%UNMEM	Allocation flag for basic CPS	536
A%USLFT	Allocation flag for basic CPS	505
A%USLHRS	Allocation flag for basic CPS	532
A%VET	Veteran status allocation flag for basic CPS	495
A%WANTJB	Allocation flag for basic CPS	528
A%WHENLJ	Allocation flag for basic CPS	520
A%WHYABS	Allocation flag for basic CPS	510
A%WHYLFT	Allocation flag for basic CPS	527
A%WHYLK	Allocation flag for basic CPS	515
A%WHYNA	Allocation flag for basic CPS	519
A%WHYNL	Allocation flag for basic CPS	529
A%WKSLK	Allocation flag for basic CPS	516
A-AGE	Age	15
A-ANYWK	Any work done last week	75
A-AVAIL	Available for a job if offered one	100

Mnemonic	Item	Location
A-CIVLF	Civilian labor force status	152
A-CLSWKR	Class of worker	109
A-DTIND	Detailed industry code	157
A-DTOCC	Detailed occupation code	161
A-ENRCHK	Interviewer check item	141
A-ENRLW	Attending or enrolled in high school, college, or university	142
A-ERNLWT	Earnings/not in labor force weight	58
A-EXPLF	Experienced labor force employment status	150
A-EXPRRP	Expanded relationship code	13
A-FAMNUM	Family number	29
A-FAMREL	Family relationship	32
A-FAMTYP	Family type	31
A-FNLWGT	Final weight	50
A-FTABS	Worked 35 hours or more per week	87
A-FTLF	Full-time labor force	153
A-FIPT	School enrollment, full-time or part-time	144
A-FTREAS	Works 35 hours or more a week at job	80
A-GRSWK	Earnings per week at job before deductions	135
A-HERNTF	Weekly pay	642
A-HGA	Highest grade attended	22
A-HRLYWK	Hourly wages	130
A-HRS1	Hours worked last week at all jobs	76
A-HRSCHK	Interviewer check item	78
A-HRSPAY	Earnings per hour	131
A-HSCOL	Attending or enrolled in high school, college, or university	143
A-IND	Industry	103
A-INTEND	Looking for work during next 12 months	126
A-JOBABS	Absent from job or business or on layoff last week	84
A-LFSR	Labor force status recode	145
A-LINENO	Line number	9
A-LKFTPT	Looking for full/part-time work	99
A-LKWK	Looking for work during past 4 weeks	88
A-LOSTIM	Lost time or time taken off from work, any reason	82
A-MAJACT	Activity most of last week	74
A-MARITL	Marital status	17
A-MJIND	Major industry code	155
A-MJOCC	Major occupation code	159
A-MTHD1	Looking for job, public employment agency	89
A-MTHD2	Looking for job, private employment agency	90
A-MTHD3	Looking for job, employer directly	91
A-MTHD4	Looking for job, friends or relatives	92
A-MTHD5	Looking for job, placed or answered ads	93
A-MTHD6	Looking for job, did nothing	94
A-MTHD7	Looking for job, other methods	95
A-NLFLJ	Last full/part-time job	112
A-NLFREA	Current activity/reason not looking	147
A-OCC	Occupation	106
A-OVRTIM	Overtime work or worked at more than one job	83
A-PARENT	Parent's line number	11
A-PAYABS	Wages or salary received during week	86
A-PFREL	Primary family relationship	33
A-RACE	Race	25
A-RCOW	Class of worker recode	164
A-REORGN	Origin	27
A-SEX	Sex	20
A-SPOUSE	Spouse's line number	18

Mnemonic	Item	Location
A-UNCOV	Union or employee association contract	140
A-UNMEM	Labor union or of an employee association member	139
A-UNTYPE	Unemployment, reason	146
A-USLFT	Worked 35 hours or more a week at job	79
A-USLHRS	Hours per week usually worked at job	128
A-VET	Veteran	21
A-WANTJB	Regular job wanted, either full/part-time	144
A-WERNTF	Current earnings, hourly pay	641
A-WHENLJ	Last time worked at a full/part-time job	102
A-WHYABS	Absent from work last week, reason	85
A-WHYLFT	Reason left job	113
A-WHYLK	Looking for work, reason	96
A-WHYNA	Job not taken, reason	101
A-WHYNL1	Reason for not working, believes no work available	115
A-WHYNL2	Reason for not working, couldn't find any work	116
A-WHYNL3	Reason for not working, lacks necessary schooling, etc.	117
A-WHYNL4	Reason for not working, employers think too young or too old	118
A-WHYNL5	Reason for not working, other personal handicap in finding	119
A-WHYNL6	Reason for not working, can't arrange child care	120
A-WHYNL7	Reason for not working, family responsibilities	121
A-WHYNL8	Reason for not working, in school or other training	122
A-WHYNL9	Reason for not working, ill health	123
A-WHYNLA	Reason for not working, other	124
A-WHYNLB	Reason for not working, don't know	125
A-WKSCH	Employment status, time worked or lost	151
A-WKSLK	Length of time looking for work	97
A-WKSTAT	Full/part-time status	149
AGE1	Age recode, persons 15+ years	40
AGI	Adjusted gross income	684
ALM-VAL	Alimony income received	421
ALM-YN	Alimony payments	420
CAP-GAIN	Capital gains, amount of	689
CAP-LOSS	Capital losses, amount of	694
CH-HI	Child covered by health insurance	487
CH-MC	Child covered by medicare	486
CHAMP	Covered by Champus, VA, or military health care	471
CLWK	Longest job class of worker recode	202
COV-GH	Group health insurance, including dependents	484
COV-HI	Private health insurance, including dependents	485
CSP-VAL	Child support payments value	415
CSP-YN	Child support payments received	414
DEP-STAT	Dependency status pointer	658
DIS-CS	Retire or leave a job for health reasons	344
DIS-HP	Health problem or a disability which prevents working	343
DIS-SC1	Source of income	346
DIS-SC2	Disability income, other	348
DIS-VAL1	Disability income, source 1	350
DIS-VAL2	Disability income, source 2	355
DIS-YN	Disability income other than Social Security or Veterans benefits	345
DIV-NON	No dividends received	392
DIV-VAL	Stock dividends value	393
DIV-YN	Dividends received	391
DSAB-VAL	Disability income, total	360
EARNER	Earned Status Recode	201
ED-VAL	Educational assistance, total value	408
ED-YN	Educational assistance	404

Mnemonic	Item	Location
EIT-CRED	Earn income tax credit	665
EMCONTRB	Employer contribution for health	653
ERN-OTR	Money earned from other work	235
ERN-SRCE	Source of earnings from longest job	234
ERN-VAL	Earnings before deductions, value	228
ERN-YN	Earnings from longest job	227
FAMREL	Family relationship, primary and unrelated subfamily only	35
FED-RET	Federal retirement payroll deduction	679
FED-TAX	Federal income tax liability	660
FICA	Social Security retirement payroll	674
FILESTAT	Tax filer status	657
FIN-VAL	Financial assistance income	427
FIN-YN	Financial assistance	426
FL-665	Person match, 665	465
FRM-VAL	Farm self-employment earnings value	263
FRMOTR	Farm self-employment	262
FRSE-VAL	Farm self-employment earnings, total value	269
FRSE-YN	Farm self-employment	268
GRIN-REG	Previous residence region	215
GRIN-ST	FIPS State code	216
GRN-PLAC	MSA status description of residence	224
HHDFMX	Household and Family Status	37
HHDREL	Household summary	34
HI-YN	Private health insurance plan coverage	472
HIELSE1	Spouse in household	476
HIELSE2	Children in household	477
HIELSE3	Children not in household	478
HIELSE4	Self only in household	479
HIELSE5	Others in household	480
HIEMP	Health insurance plan offered through employer or union	474
HIOWN	Health insurance plan coverage in own name	473
HIPAD	Health plan portion paid by employer or union	475
HRCHECK	Interviewer check item	183
HRSWK	Hours worked per week	181
I-ALMVAL	Allocation flag for March supplement	599
I-ALMYN	Allocation flag for March supplement	598
I-CHAMP	Allocation flag for March supplement	627
I-CSPVAL	Allocation flag for March supplement	597
I-CSPYN	Allocation flag for March supplement	596
I-DISCS	Allocation flag for March supplement	576
I-DISHP	Allocation flag for March supplement	575
I-DISSC1	Allocation flag for March supplement	573
I-DISSC2	Allocation flag for March supplement	574
I-DISTYP	Allocation flag for March supplement	578
I-DISVL1	Allocation flag for March supplement	579
I-DISVL2	Allocation flag for March supplement	580
I-DISYN	Allocation flag for March supplement	577
I-DIVVAL	Allocation flag for March supplement	589
I-DIVYN	Allocation flag for March supplement	588
I-EDTYP1	Allocation flag for March supplement	593
I-EDTYP2	Allocation flag for March supplement	594
I-EDYN	Allocation flag for March supplement	592
I-ERNSRC	Allocation flag for March supplement	623
I-ERNVAL	Allocation flag for March supplement	543
I-ERNYN	Allocation flag for March supplement	542
I-FINVAL	Allocation flag for March supplement	601

Mnemonic	Item	Location
I-FINYN	Allocation flag for March supplement	600
I-FRMVAL	Allocation flag for March supplement	549
I-FRMYN	Allocation flag for March supplement	548
I-HIELSE	Allocation flag for March supplement	632
I-HIEMP	Allocation flag for March supplement	630
I-HIOWN	Allocation flag for March supplement	629
I-HIP Aid	Allocation flag for March supplement	631
I-HIYN	Allocation flag for March supplement	628
I-HRCHK	Allocation flag for March supplement	612
I-HRSWK	Allocation flag for March supplement	611
I-INDUS	Allocation flag for March supplement	617
I-INTVAL	Allocation flag for March supplement	587
I-INTYN	Allocation flag for March supplement	586
I-LJCW	Allocation flag for March supplement	616
I-LKSTR	Allocation flag for March supplement	608
I-LKWE EK	Allocation flag for March supplement	607
I-LOSEWK	Allocation flag for March supplement	606
I-MCAID	Allocation flag for March supplement	626
I-MCARE	Allocation flag for March supplement	625
I-MIG1	Allocation flag for March supplement	635
I-MIG4	Allocation flag for March supplement	636
I-NOEMP	Allocation flag for March supplement	624
I-NWLKWK	Allocation flag for March supplement	604
I-NWLOOK	Allocation flag for March supplement	603
I-OCCUP	Allocation flag for March supplement	618
I-OEDVAL	Allocation flag for March supplement	595
I-OIVAL	Allocation flag for March supplement	602
I-PAWMO	Allocation flag for March supplement	562
I-PAWTYP	Allocation flag for March supplement	560
I-PAWVAL	Allocation flag for March supplement	561
I-PAWYN	Allocation flag for March supplement	559
I-PENINC	Allocation flag for March supplement	634
I-PENPLA	Allocation flag for March supplement	633
I-PHMEMP	Allocation flag for March supplement	610
I-PTRSN	Allocation flag for March supplement	615
I-PTWKS	Allocation flag for March supplement	614
I-PTYN	Allocation flag for March supplement	613
I-PYRSN	Allocation flag for March supplement	609
I-RETSC1	Allocation flag for March supplement	582
I-RETSC2	Allocation flag for March supplement	583
I-RETVL1	Allocation flag for March supplement	584
I-RETVL2	Allocation flag for March supplement	585
I-RETYN	Allocation flag for March supplement	581
I-RNTVAL	Allocation flag for March supplement	591
I-RNTYN	Allocation flag for March supplement	590
I-RSNNOT	Allocation flag for March supplement	605
I-SEVAL	Allocation flag for March supplement	547
I-SEYN	Allocation flag for March supplement	546
I-SSIVAL	Allocation flag for March supplement	558
I-SSIYN	Allocation flag for March supplement	557
I-SSVAL	Allocation flag for March supplement	556
I-SSYN	Allocation flag for March supplement	555
I-SURSC1	Allocation flag for March supplement	569
I-SURSC2	Allocation flag for March supplement	570
I-SURTYP	Allocation flag for March supplement	568
I-SURVL1	Allocation flag for March supplement	571

Mnemonic	Item	Location
I-SURVL2	Allocation flag for March supplement	572
I-SURYN	Allocation flag for March supplement	567
I-UCVAL	Allocation flag for March supplement	551
I-UCYN	Allocation flag for March supplement	550
I-VETQVA	Allocation flag for March supplement	566
I-VETTP	Allocation flag for March supplement	564
I-VETVAL	Allocation flag for March supplement	565
I-VETYN	Allocation flag for March supplement	563
I-WCTYP	Allocation flag for March supplement	553
I-WCVL	Allocation flag for March supplement	554
I-WCYN	Allocation flag for March supplement	552
I-WKCHK	Allocation flag for March supplement	622
I-WKSWK	Allocation flag for March supplement	621
I-WORKYN	Allocation flag for March supplement	619
I-WSVAL	Allocation flag for March supplement	545
I-WSYN	Allocation flag for March supplement	544
I-WTEMP	Allocation flag for March supplement	620
INDUSTRY	Industry of longest job	190
INT-VAL	Interest income received	386
INT-YN	Interest received	385
LJCW	Class of worker	189
LKNONE	Weeks worked	175
LKSTRCH	Weeks looking for work in one stretch	178
LKWEEKS	Weeks looking for work	176
LOSEWKS	Weeks lost from work	174
MARG-TAX	Marginal tax rate	703
MARSUPWT	March supplement final weight	66
MCAID	Medicaid coverage	470
MCARE	Medicare coverage	469
MIG-MTR1	Migration recode	218
MIG-MTR3	Migration recode	220
MIG-MTR4	Migration recode	221
MIGSAME	Persons living in house last year	214
MIGSUN	Previous residence in sunbelt	223
NOEMP	Persons who work for employer, total number of	226
NWLKWK	Weeks looking for work on layoff	168
NWLOOK	Looking for work	167
OCCUP	Occupation of longest job	193
OED-TYP1	Educational assistance, government	405
OED-TYP2	Educational assistance, scholarships, grants etc.	406
OED-TYP3	Educational assistance, other	407
OI-OFF	Income sources, other	432
OI-VAL	Income, other	435
OI-YN	Income received, other	434
P-MVCAID	Person market value of Medicaid	648
P-MVCARE	Person market value of Medicare	643
P-STAT	Status of person identifier	26
PARENT	Parent(s) present	39
PAW-MON	Social Security payments, months received	303
PAW-TYP	AFDC or some other type of assistance received	302
PAW-VAL	Public assistance or welfare value received	305
PAW-YN	Public assistance received	301
PEARVAL	Earnings, total value	448
PENINCL	Pension plan participant	483
PENPLAN	Pension plan provided by employer or union	482
PERLIS	Low-income level of persons recode	468

Mnemonic	Item	Location
PF-SEQ	Sequence number pointer to family record	46
PH-SEQ	Household sequence number	2
PHF-SEQ	Sequence number pointer to own family record in household	44
PHMEMPRS	Number of employers	180
PLACDSCP	Place description of residence last year	225
POCCU2	Occupation of longest job	204
POTHVAL	Income, other persons total value	457
PPOSOLD	Record type and sequence indicator	110
PPPOS	Record type and sequence indicator	7
PRECORD	Person record	1
PRNT-PTR	Sequence number of parent in household	48
PTOT-R	Person income, total	466
PTOTVAL	Person income, total	440
PTRSN	Worked less than 35 hours per week, reason	187
PTWEEKS	Weeks worked less than 35 hours	185
PTYN	Worked less than 35 hours	184
PYRSN	Not looking for work reason	179
RET-SC1	Retirement income source, type 1	367
RET-SC2	Retirement income, other, type 2	368
RET-VAL1	Retirement income, type 1	369
RET-VAL2	Retirement income, type 2	374
RET-YN	Pension or retirement income other than Social Sec. or Veterans benefits	366
RNT-VAL	Rent income	399
RNT-YN	Rent income received	398
RSNNOTW	Reason for not working	170
RTM-VAL	Retirement income received, total	379
SE-VAL	Own business self-employment earnings, other work	250
SEMP-VAL	Own business self-employment earnings, total value	256
SEMP-YN	Own business self-employment	255
SEOTR	Own business self-employment, other work	249
SRVS-VAL	Survivor's income received, total	337
SS-VAL	Social Security payments received, value	291
SS-YN	Social Security payments received	290
SSI-VAL	Supplemental Security income	297
SSI-YN	Supplemental Security income received	296
STATETAX	State income tax liability	669
STRKUC	Union unemployment or strike benefits received	277
SUBUC	Supplemental unemployment benefits received	276
SUR-SC1	Survivor's income, source 1	323
SUR-SC2	Survivor's income, source 2	325
SUR-VAL1	Survivor's income, source 1	327
SUR-VAL2	Survivor's income, source 2	332
SUR-YN	Survivor's benefits other than Social Security or Veterans benefits	322
TAX-INC	Taxable income amount	698
TCERNVAL	Earnings from employer or self-employment, value	637
TCFFMVAL	Farm self employment income	640
TCSEVAL	Nonfarm self employment income	639
TCWSVAL	Wage and salary income	638
UC-VAL	Unemployment compensation benefits value	278
UC-YN	Unemployment compensation benefits	275
VET-QVA	VA annual income questionnaire requirement	316
VET-TYP1	Veterans payments, type 1	311
VET-TYP2	Veterans payments, type 2	312
VET-TYP3	Veterans payments, type 3	313
VET-TYP4	Veterans payments, type 4	314
VET-TYP5	Veterans payments, type 5	315

Mnemonic	Item	Location
VET-VAL	Veterans payments income	317
VET-YN	Veterans payments received	310
WAGEOTR	Other wage and salary earnings	236
WC-TYPE	Worker's compensation payments, type	284
WC-VAL	Worker's compensation payments, value	285
WC-YN	Worker's compensation payments received	283
WECLW	Longest job class of worker	203
WEIND	Industry of longest job by detailed groups	208
WELKNW	Weeks nonworker looked for job	199
WEMIND	Industry of longest job by major industry group	210
WEMOCG	Occupation of longest job by major groups	206
WEUEMP	Weeks looking for job	200
WEWKRS	Weeks worked last year	198
WEXP	Full/part-time worker	196
WKCHECK	Interviewer check item	173
WKSWORK	Weeks worked	171
WORKYN	Work at job or business during year	165
WRK-CK	Interviewer check item	481
WS-VAL	Wage and salary earnings, other, value	237
WSAL-VAL	Total wage and salary earnings value	243
WSAL-YN	Wage and salary earnings in ERN-YN or WAGEOTR	242
WTEMP	Temporary, part-time, or seasonal work	166



CURRENT POPULATION SURVEY, MARCH 1992 DATA DICTIONARY
HOUSEHOLD RECORD

DATA SIZE BEGIN

D HRECORD 1 1 (1:1)
 U All households
 V 1 .Household record

D H-SEQ 5 2 (00001:99999)
 Household sequence number
 U All households
 V 00001-99999.Household sequence number

D HHPOS 2 7 (00:00)
 Trailer portion of unique household
 ID. 00 for HH record.
 Same function in family record is
 field FFPOS (01-39).
 Same function in person record is
 PPPOS (41-79).

D HUUNITS 1 9 (0:5)
 Item 78 - How many units in the structure
 V 0 .NC
 V 1 .1 Unit
 V 2 .2 Units
 V 3 .3 - 4 Units
 V 4 .5 - 9 Units
 V 5 .10+ Units

D H-FAMINC 2 10 (0:13,19:19)
 Family Income
 Note: If a nonfamily household, income
 includes only that of householder.
 U All households
 V 0 .Less than \$5,000 or NIU
 V 1 . \$5,000 to \$7,499
 V 2 . \$7,500 to \$9,999
 V 3 . \$10,000 to \$12,499
 V 4 . \$12,500 to \$14,999
 V 5 . \$15,000 to \$19,999
 V 6 . \$20,000 to \$24,999
 V 7 . \$25,000 to \$29,999
 V 8 . \$30,000 to \$34,999
 V 9 . \$35,000 to \$39,999
 V 10 . \$40,000 to \$49,999
 V 11 . \$50,000 to \$59,999
 V 12 . \$60,000 to \$74,999
 V 13 . \$75,000 and over
 V 19 .Value Assigned

D H-RESPNM 1 12 (0:7)
 Item 12 - Line number of household
 respondent
 V 0 .Blank or impossible
 V 1-6 .Line number
 V 7 .Nonhousehold respondent

D FILLER 2 13
 Filler

D SCMST 5 15 (0:99999)
 Unique segment identifier
 U All households

D H-HHTYPE 1 20 (1:3)
 Type of household
 U All households
 v 1 .Interview
 v 2 .Type A non-interview
 v 3 .Type B/C non-interview

DATA SIZE BEGIN

D H-NUMPER 2 21 (00:39)
 Number of persons in household
 U H-HHTYPE = 1
 V 00 .Noninterview household
 V 1-39 .Number of persons in HHLD

D HNUMFAM 2 23 (00:39)
 Number of families in household
 U H-HHTYPE = 1
 V 00 .Noninterview household
 V 1-39 .Number of families in HHLD

D H-TYPE 1 25 (0:9)
 Household type
 U H-HHTYPE = 1
 V 0 .Not in universe
 V 1 .Husband/wife primary family
 V .(neither Husband or wife in
 V .Armed Forces)
 V 2 .Husband/wife primary family
 V .(husband and/or wife in
 V .Armed Forces)
 V 3 .Unmarried civilian male
 V .primary family householder
 V 4 .Unmarried civilian female
 V .primary family householder
 V 5 .Primary family household -
 V .reference person in
 V .Armed Forces and unmarried
 V 6 .Civilian male nonfamily
 V .householder
 V 7 .Civilian female nonfamily
 V .householder
 V 8 .Nonfamily householder
 V .household - reference person
 V .in Armed Forces
 V 9 .Group quarters

D H-MONTH 2 26 (01:12)
 Month of survey
 U All households
 V 01-12 .Month

D H-YEAR 1 28 (0:9)
 Year of survey - last digit
 U All households
 V 0-9 .Last digit of year

D H-MIS 1 29 (1:8)
 Month in sample
 U All households
 V 1-8 .Month in sample

D H-HHNUM 1 30 (0:8)
 Household number
 U All households
 V 0 .Blank
 V 1-8 .Household number

D H-LIVQRT 2 31 (01:12)
 Item 4 - Type of living quarters
 (recode)
 U All households
 Housing unit
 V 01 .House, apt., flat
 V 02 .HU in nontransient hotel, etc.
 V 03 .HU, perm, in trans. hotel,
 V .motel etc.
 V 04 .HU in rooming house
 V 05 .Mobile home or trailer with
 .no permanent room added

HOUSEHOLD RECORD

DATA SIZE BEGIN

V 06 .Mobile home or trailer with 1
V .or more perm. rooms added
V 07 .HU not specified above
Other unit
V 08 .Qtrs not HU in rooming or
V .boarding house
V 09 .Unit not perm in trans. hotel,
V .motel, etc.
V 10 .Tent or trailer site
V 11 .Student quarters in college
V .dormitory
V 12 .Other not HU

D H-TYPEBC 2 33 (00:19)
Item 15 - Type B/C
U H-HHTYPE = 3
V 0 .Not in universe - interviewed
V .and Type A noninterviewed
V .households
Type B
V 01 .Vacant - regular
V 02 .Vacant - storage of HHL
V .furniture
V 03 .Temp. occ. by persons with URE
V 04 .Unfit or to be demolished
V 05 .Under construction, not ready
V 06 .Converted to temp. business or
V .storage
V 07 .Occ. by AF members or persons
V .under 15
V 08 .Unocc. tent or trailer site
V 09 .Permit granted, construction
V .not started
V 10 .Other
Type C
V 11 .Demolished
V 12 .House or trailer moved
V 13 .Outside segment
V 14 .Converted to perm. business or
V .storage
V 15 .Merged
V 16 .Condemned
V 17 .Built after April 1, 1980
V 18 .Unused line of listing sheet
V 19 .Other

D H-TENURE 1 35 (0:3)
Tenure
U H-HHTYPE = 1
V 0 .Not in universe
V 1 .Owned or being bought
V 2 .Rent
V 3 .No cash rent

D H-TELHHD 1 36 (0:2)
Telephone in household
U H-HHTYPE = 1
V 0 .Not in universe (non-interview)
V 1 .Yes
V 2 .No

D H-TELA VL 1 37 (0:2)
Telephone available
U H-HHTYPE = 1
V 0 .Not in universe
V 1 .Yes
V 2 .No

D H-TELINT 1 38 (0:2)
Telephone interview acceptable
U H-TELA VL = 1
V 0 .Not in universe
V 1 .Yes
V 2 .No

DATA SIZE BEGIN

D HG-REG 1 39 (1:4)
Region
U All households
V 1 .Northeast
V 2 .Midwest
V 3 .South
V 4 .West

D HG-ST60 2 40 (11:95)
1960 census state code
(First digit=geog. division code)
U All households
Northeast region (region 1)
New England Division (Division 1)
V 11 .Maine
V 12 .New Hampshire
V 13 .Vermont
V 14 .Massachusetts
V 15 .Rhode Island
V 16 .Connecticut
Middle Atlantic Division (Division 2)
V 21 .New York
V 22 .New Jersey
V 23 .Pennsylvania
Midwest Region (Region 2)
East North Central Division (Division 3)
V 31 .Ohio
V 32 .Indiana
V 33 .Illinois
V 34 .Michigan
V 35 .Wisconsin
West North Central Division (Division 4)
V 41 .Minnesota
V 42 .Iowa
V 43 .Missouri
V 44 .North Dakota
V 45 .South Dakota
V 46 .Nebraska
V 47 .Kansas
South Region (Region 3)
South Atlantic Division (Division 5)
V 51 .Delaware
V 52 .Maryland
V 53 .District of Columbia
V 54 .Virginia
V 55 .West Virginia
V 56 .North Carolina
V 57 .South Carolina
V 58 .Georgia
V 59 .Florida
East South Central Division (Division 6)
V 61 .Kentucky
V 62 .Tennessee
V 63 .Alabama
V 64 .Mississippi
West South Central Division (Division 7)
V 71 .Arkansas
V 72 .Louisiana
V 73 .Oklahoma
V 74 .Texas
West Region (Region 4)
Mountain Division (Division 8)
V 81 .Montana
V 82 .Idaho
V 83 .Wyoming
V 84 .Colorado
V 85 .New Mexico
V 86 .Arizona
V 87 .Utah
V 88 .Nevada
Pacific Division (Division 9)
V 91 .Washington
V 92 .Oregon
V 93 .California
V 94 .Alaska
V 95 .Hawaii

DATA SIZE BEGIN

D HG-STRN 2 42 (01:51)
1980 State rank
U Allhouseholds

D HG-MSAC 4 44 (0000:9340)
MSA or PMSA FIPS code
V 0000 .Not MSA/PMSA or not
V .identifiable (see appendix
V .for values)
V 0040-9340 .MSA/PMSA code

D HG-PMSA 2 48 (00:12)
PMSA rank
V 00 .Not a PMSA or not
V .identifiable
V 01-12 .Ranking of PMSA within its CMSA
V .(see appendix for values)

D HG-MSAR 3 50 (000:252)
MSA or CMSA rank
V 000 .Not an MSA or not identifiable
V 001-252 .Ranking of MSAs or CMSAs by
V .population (see appendix for
V .values)

D HG-CMSA 2 53 (0:91)
V 00 .Not in CMSA or not identifiable
V 07-91 .CMSA code (see appendix for
V .values)

D HMSSZ 1 55 (0:8)
MSA size
U Allhouseholds
V 1 .Not a MSA/CMSA or not identifiable
V 2 .100,000 - 249,999
V 3 .250,000 - 499,999
V 4 .500,000 - 999,999
V 5 .1 million - 2,499,999
V 6 .2.5 million - 4,999,999
V 7 .5 million - 9,999,999
V 8 .10 million or more

D HPMSASZ 1 56 (1:6)
MSA/PMSA size recode
U All
V 1 .3,000,000 or more
V 2 .1,000,000 to 2,999,999
V 3 .500,000 to 999,999
V 4 .250,000 to 499,999
V 5 .Less than 250,000
V 6 .Not identified

D HMSA-R 1 57 (1:3)
Modified metropolitan statistical
area status code MSA residence
U All households
V 1 .MSA
V 2 .Non MSA
V 3 .Not identifiable

D HCCC-R 1 58 (1:4)
Central city metropolitan statistical
area status code residence
U All households
V 1 .Central City
V 2 .Balance of MSA
V 3 .Non MSA
V 4 .Not identifiable

DATA SIZE BEGIN

D HFARM 1 59 (1:2)
Farm def'n - edited using urban/rural code
U All households
V 1 .Nonfarm
V 2 .Farm

* Edited noncash household items *

D HUNDER15 2 60 (00:39)
Recode
U ITEM 79 = 1
Number of persons in household
under age 15
V 00 .None
V 01-39 .Number persons under 15

D HCMCARE 1 62 (0:2)
Item 80 - During 19.. how many of the
children in this household were covered
by Medicare or Medicaid
U HUNDER15 = 1+
V 0 .Not in universe
V 1 .All or some
V 2 .None

D HCMCENO 1 63 (0:9)
Item 80 - Number of children in
household covered by Medicare or Medicaid
Note: If more than 9 children/persons
present, a value of 9 does not necessarily
mean "ALL."
U HCMCARE = 1
V 0 .Not in universe
V 1 .1 child
V ...
V 9 .9 or more children

D HCHI 1 64 (0:2)
Item 81 - During 19.. how many of the
children in this household were
covered by other health insurance
U HUNDER15 = 1+
V 0 .Not in universe
V 1 .All or some
V 2 .None

D HCHINO 1 65 (0:9)
Item 81 - Number of children in house-
hold covered by a health insurance plan
Note: If more than 9 children/persons
present, a value of 9 does not necessarily
mean "ALL."
U HCHI = 1
V 0 .Not in universe
V 1 .1 Child
V ...
V 9 .9 or more children

D HCHINRH 1 66 (0:2)
Item 81A - During 19.. how many of
these children were covered by the
health insurance plan of someone not
residing in this household
U HCHI = 1
V 0 .Not in universe
V 1 .All or some
V 2 .None

HOUSEHOLD RECORD

DATA SIZE BEGIN

D HCHINNO 1 67 (0:9)
 Item 81A - During 19.. how many of these children were covered by the health insurance plan of someone not residing in this household
 Note: If more than 9 children/persons present, a value of 9 does not necessarily mean "ALL."

U HCHINRH = 1
 V 0 .Not in universe
 V 1 .1 child
 V ...
 V 9 .9 or more children

D HHSTO18 2 68 (00:39)
 Recode
 Item 82 - Number of persons in household age 5 to 18
 Excluding family heads and spouses
 V 00 .None
 V 01-39 .Number persons 5 to 18

D HHOTLUN 1 70 (0:2)
 Item 83 - During 19.. how many of the children in this household usually ate a complete hot lunch offered at school
 U HHSTO18 = 1+
 V 0 .Not in universe
 V 1 .All or some
 V 2 .None

D HHOTNO 1 71 (0:9)
 Item 83 - Number of children in household who usually ate hot lunch
 Note: If more than 9 children/persons present, a value of 9 does not necessarily mean "ALL."

U HHOTLUN = 1
 V 0 .Not in universe
 V 1 .1 child
 V ...
 V 9 .9 or more children

D HFLUNCH 1 72 (0:2)
 Item 86 - During 19.. how many of the children in this household received free or reduced price lunches because they qualified for the federal school lunch program

U HHOTLUN = 1
 V 0 .Not in universe
 V 1 .Some or all
 V 2 .None

D HFLUNNO 1 73 (0:9)
 Item 86 - Number receiving free lunch
 Note: If more than 9 children/persons present, a value of 9 does not necessarily mean "ALL."

U HFLUNCH = 1
 V 0 .Not in universe
 V 1 .One
 V ...
 V 9 .Nine or more

D HPUBLIC 1 74 (0:2)
 Item 88 = Is this house in a public housing project, that is, is it owned by a local housing authority or other public agency

U HTENURE = 2
 V 0 .Not in universe
 V 1 .Yes
 V 2 .No

DATA SIZE BEGIN

D HLORENT 1 75 (0:2)
 Item 89 - Are you paying lower rent because the federal, state, or local government is paying part of the cost

U HPUBLIC = 2
 V 0 .Not in universe
 V 1 .Yes
 V 2 .No

D HFOODSP 1 76 (0:2)
 Item 90 - Did anyone in this household get food stamps at any time in during 19..

U HHTYPE = 1
 V 0 .Not in universe
 V 1 .Yes
 V 2 .No

D HFOODNO 1 77 (0:9)
 Item 91 - Number of people covered by food stamps
 Note: If more than 9 children/persons present, a value of 9 does not necessarily mean "ALL."

U HFOODSP = 1
 V 0 .Not in universe
 V 1 .One
 V ...
 V 9 .Nine or more

D FILLER 1 78
 Blank Filler

D HFOODMO 2 79 (00:12)
 Item 92 - Number months covered by food stamps

U HFOODSP = 1
 V 00 .Not in universe
 V 01 .One month
 V ...
 V 12 .Months

D HFDVAL 4 81 (0000:9999)
 Item 93 - What was the value of all food stamps received during 19..

U HFOODSP = 1
 V 0000 .Not in universe
 V 0001-9999 .Food stamps value

D HENGAST 1 85 (0:2)
 Item 94 - Since October 1, 19.., has this household received energy assistance from the Federal, State, or local government

U HHINC = 01-12
 V 0 .Not in universe
 V 1 .Yes
 V 2 .No

D HENGVAL 4 86 (0000:1999)
 Item 95 - Altogether, how much energy assistance has been received since October 1, 19..

U HENGAST = 1
 V 0000 .Not in universe
 V 0001-1999 .Energy assistance

DATA SIZE BEGIN

 * Household Income Recency and Values *
 * Source of Income -- Wages and Salaries *

D HINC-WS 1 90 (0:2)
 Recode - Wage and Salary
 U H-HNTYPE = 1
 V 0 .Not in universe
 V 1 .Yes
 V 2 .No

D HWSVAL 7 91 (0000000:3899961)
 Recode - HHLd income - wages and salaries
 U HINC-WS = 1
 V 0000000 .None or not in universe
 V .Dollar amount

 * Source of Income *
 * Self-employment (nonfarm) *

D HINC-SE 1 98 (0:2)
 Recode - Own business self-employment
 U H-HNTYPE = 1
 V 0 .Not in universe
 V 1 .Yes
 V 2 .No

D HSEVAL 7 99 (-389961:3899961)
 Recode - HHLd income - self employment income
 U HINC-SE = 1
 V 0000000 .None or not in universe
 V Neg Amt .Income (loss)
 V Pos Amt .Income

 * Source of Income *
 * Self-employment farm *

D HINC-FR 1 106 (0:2)
 Recode - Farm self-employment
 U H-HNTYPE = 1
 V 0 .Not in universe
 V 1 .Yes
 V 2 .No

D HFRVAL 7 107 (-389961:3899961)
 Recode - HHLd income - farm income
 U HINC-FR = 1
 V 0000000 .None or not in universe
 V Neg Amt .Income (loss)
 V Pos Amt .Income

 * Source of Income *
 * Unemployment Compensation *

D HINC-UC 1 114 (0:2)
 Recode - Unemployment Compensation Benefits
 U H-HNTYPE = 1
 V 0 .Not in universe
 V 1 .Yes
 V 2 .No

DATA SIZE BEGIN

D HUCVAL 7 115 (0000000:3899961)
 Recode - HHLd income - unemployment compensation
 U HINC-UC = 1
 V 0000000 .None or not in universe
 V .Dollar amount

 * Source of Income *
 * Worker's Compensation *

D HINC-WC 1 122 (0:2)
 Recode - Workers Compensation
 U H-HNTYPE = 1
 V 0 .Not in universe
 V 1 .Yes
 V 2 .No

D HWCVAL 7 123 (0000000:3899961)
 Recode - HHLd income - worker's compensation
 U HINC-WC = 1
 V 0000000 .None or not in universe
 V .Dollar amount

 * Source of Income -- Social Security *

D HSS-YN 1 130 (0:2)
 Recode - Social Security payments
 U H-HNTYPE = 1
 V 0 .Not in universe
 V 1 .Yes
 V 2 .No

D HSSVAL 7 131 (0000000:1169961)
 Recode - HHLd income - Social Security
 U HSS-YN = 1
 V 0000000 .None or not in universe
 V .Dollar amount

 * Source of Income *
 * Supplemental Security *

D HSSI-YN 1 138 (0:2)
 Recode - Supplemental Security benefits
 U H-HNTYPE = 1
 V 0 .Not in universe
 V 1 .Yes
 V 2 .No

D HSSIVAL 6 139 (000000:3899961)
 Recode - HHLd income - Supplemental Security income
 U HSSI-YN = 1
 V 0 .None
 V .Dollar amount

 * Source of Income *
 * Public Assistance or Welfare *

D HPAW-YN 1 145 (0:2)
 Recode - Public Assistance
 U H-HNTYPE = 1
 V 0 .Not in universe
 V 1 .Yes
 V 2 .No

HOUSEHOLD RECORD

DATA SIZE BEGIN

D HPAWVAL 6 146 (000000:779961)
 Recode - HHLd income - Public Assistance
 income
 U HPAW-YN = 1
 V 000000 .None
 V .Dollar amount

 * Source of Income -- Veterans' Benefits *

D HVET-YN 1 152 (0:2)
 Recode - Veterans' payments
 U H-HHTYPE = 1
 V 0 .Not in universe
 V 1 .Yes
 V 2 .No

D HVETVAL 7 153 (0000000:1169961)
 Recode - HHLd income - Veteran payments
 U HVET-YN = 1
 V 0000000 .None or not in universe
 V .Dollar amount

 * Source of Income -- Survivor's Income *

D HSUR-YN 1 160 (0:2)
 Recode - Survivor Benefits
 U H-HHTYPE = 1
 V 0 .Not in universe
 V 1 .Yes
 V 2 .No

D HSURVAL 7 161 (0000000:3899961)
 Recode - HHLd income - Survivor income
 U HSUR-YN = 1
 V 0000000 .None or not in universe
 V .Dollar amount

 * Source of Income -- Disability *

D HDIS-YN 1 168 (0:2)
 Recode - Disability Benefits
 U H-HHTYPE = 1
 V 0 .Not in universe
 V 1 .Yes
 V 2 .No

D HDISVAL 7 169 (0000000:3899961)
 Recode - HHLd income - Disability income
 U HDIS-YN = 1
 V 0000000 .None or not in universe
 V .Dollar amount

 * Source of Income -- Retirement Income *

D HRET-YN 1 176 (0:2)
 Recode - Retirement payments
 U H-HHTYPE = 1
 V 0 .Not in universe
 V 1 .Yes
 V 2 .No

D HRETVAL 7 177 (0000000:3899961)
 Recode - HHLd income - Retirement income
 U HRET-YN = 1
 V 0000000 .None or not in universe
 V .Dollar amount

DATA SIZE BEGIN

 * Source of Income -- Interest *

D HINT-YN 1 184 (0:2)
 Recode - Interest payments
 U H-HHTYPE = 1
 V 0 .Not in universe
 V 1 .Yes
 V 2 .No

D HINTVAL 7 185 (0000000:3899961)
 Recode - HHLd income - Interest income
 U HINT-YN = 1
 V 0000000 .None or not in universe
 V .Dollar amount

 * Source of Income -- Dividends *

D HDIV-YN 1 192 (0:2)
 Recode - Dividend payments
 U H-HHTYPE = 1
 V 0 .Not in universe
 V 1 .Yes
 V 2 .No

D HDIVVAL 7 193 (0000000:3899961)
 Recode - HHLd income - Dividend income
 U HDIV-YN = 1
 V 0000000 .None or not in universe
 V .Dollar amount

 * Source of Income -- Rents *

D HRNT-YN 1 200 (0:2)
 Recode - Rental payments
 U H-HHTYPE = 1
 V 0 .Not in universe
 V 1 .Yes
 V 2 .No

D HRNTVAL 7 201 (-389961:3899961)
 Recode - HHLd income - Rent income
 U HRNT-YN = 1
 V 0000000 .None or not in universe
 V .Negative dollar amount
 V .Positive dollar amount

 * Source of Income -- Education *

D HED-YN 1 208 (0:2)
 Recode - Educational Assistance benefits
 U H-HHTYPE = 1
 V 0 .Not in universe
 V 1 .Yes
 V 2 .No

D HEDVAL 7 209 (0000000:3899961)
 Recode - HHLd income - Education income
 U HED-YN = 1
 V 000000 .None or not in universe
 V .Dollar amount

DATA SIZE BEGIN

 * Source of Income -- Child Support *

D HCSP-YN 1 216 (0:2)
 Recode - Child support payments
 U H-HHTYPE = 1
 V 0 .Not in universe
 V 1 .Yes
 V 2 .No

D HCSPVAL 7 217 (0000000:3899961)
 Recode - HHLd income - Child support
 U HCSP-YN = 1
 V 0000000 .None or not in universe
 V .Dollar amount

 * Source of Income -- Alimony *

D HALM-YN 1 224 (0:2)
 Recode - Alimony payments
 U H-HHTYPE = 1
 V 0 .Not in universe
 V 1 .Yes
 V 2 .No

D HALMVAL 7 225 (0000000:3899961)
 Recode - HHLd income - Alimony
 U HALM-YN = 1
 V 0000000 .None or not in universe
 V .Dollar amount

 * Source of Income *
 * Financial Assistance *

D HFIN-YN 1 232 (0:2)
 Recode - Financial assistance payments
 U H-HHTYPE = 1
 V 0 .Not in universe
 V 1 .Yes
 V 2 .No

D HFINVAL 7 233 (0000000:3899961)
 Recode - HHLd income - Financial assistance income
 U HFIN-YN = 1
 V 0000000 .None or not in universe
 V .Dollar amount

 * Source of Income -- Other Income *

D HOI-YN 1 240 (0:2)
 Other income payments
 U H-HHTYPE = 1
 V 0 .Not in universe
 V 1 .Yes
 V 2 .No

D HOIVAL 7 241 (0000000:3899961)
 Recode - HHLd income - Other income
 U HOI-YN = 1
 V 0000000 .None or not in universe
 V .Dollar amount

DATA SIZE BEGIN

 * Summary Household Income Recodes *

D HTOTVAL 8 268 (-389961:23399766)
 Recode - Total household income
 U H-HHTYPE = 1
 V 00000000 .None or not in universe
 V Neg Amt .Income (loss)
 V Pos Amt .Income

D HEARNVAL 8 256 (-389961:11699883)
 Recode - Total household earnings
 U HINC-WS,HINC-SE or HINC-FR = 1
 V 00000000 .None or not in universe
 V Neg Amt .Income (loss)
 V Pos Amt .Income

D HOTHVAL 8 264 (-389961:11699883)
 Other types of income except HEARNVAL
 Recode - total other household income
 V 00000000 .None or not in universe
 V Neg Amt .Income (loss)
 V Pos Amt .Income

D HHINC 2 272 (00:41)
 Recode - Total household income

U H-HHTYPE = 1
 V 00 .Not in universe
 V 01 .Under \$2,500
 V 02 . \$2,500 to \$4,999
 V 03 . \$5,000 to \$7,499
 V 04 . \$7,500 to \$9,999
 V 05 . \$10,000 to \$12,499
 V 06 . \$12,500 to \$14,999
 V 07 . \$15,000 to \$17,499
 V 08 . \$17,500 to \$19,999
 V 09 . \$20,000 to \$22,499
 V 10 . \$22,500 to \$24,999
 V 11 . \$25,000 to \$27,499
 V 12 . \$27,500 to \$29,999
 V 13 . \$30,000 to \$32,499
 V 14 . \$32,500 to \$34,999
 V 15 . \$35,000 to \$37,499
 V 16 . \$37,500 to \$39,999
 V 17 . \$40,000 to \$42,499
 V 18 . \$42,500 to \$44,999
 V 19 . \$45,000 to \$47,499
 V 20 . \$47,500 to \$49,999
 V 21 . \$50,000 to \$52,499
 V 22 . \$52,500 to \$54,999
 V 23 . \$55,000 to \$57,499
 V 24 . \$57,500 to \$59,999
 V 25 . \$60,000 to \$62,499
 V 26 . \$62,500 to \$64,999
 V 27 . \$65,000 to \$67,499
 V 28 . \$67,500 to \$69,999
 V 29 . \$70,000 to \$72,499
 V 30 . \$72,500 to \$74,999
 V 31 . \$75,000 to \$77,499
 V 32 . \$77,500 to \$79,999
 V 33 . \$80,000 to \$82,499
 V 34 . \$82,500 to \$84,999
 V 35 . \$85,000 to \$87,499
 V 36 . \$87,500 to \$89,999
 V 37 . \$90,000 to \$92,499
 V 38 . \$92,500 to \$94,999
 V 39 . \$95,000 to \$97,499
 V 40 . \$97,500 to \$99,999
 V 41 . \$100,000 and over

HOUSEHOLD RECORD

DATA SIZE BEGIN

 * Edited Health Insurance *

D HMCARE 1 274 (0:2)
 Anyone in HMLD covered by Medicare
 U H-HHTYPE = 1
 V 0 .Not in universe
 V 1 .Yes
 V 2 .No

D HMCAID 1 275 (0:2)
 Anyone in HMLD covered by Medicaid
 U H-HHTYPE = 1
 V 0 .Not in universe
 V 1 .Yes
 V 2 .No

D HCHAMP 1 276 (0:2)
 Champus, VA, or Military health care
 U H-HHTYPE = 1
 V 0 .Not in universe
 V 1 .Yes
 V 2 .No

D HHI-YM 1 277 (0:2)
 Anyone in HMLD have health insurance
 U H-HHTYPE = 1
 V 0 .Not in universe
 V 1 .Yes
 V 2 .No

 * Household Recodes *

D HHSTATUS 1 278 (0:3)
 Recode - Household status
 U H-TYPE = 1:8
 V 0 .Not in universe (group quarters) .
 V 1 .Primary family
 V 2 .Nonfamily householder living alone
 V 3 .Nonfamily householder living with
 V .nonrelatives

D HUNDER18 2 279 (00:39)
 Recode - Number of persons in HMLD
 under age 18
 U H-HHTYPE = 1
 V 00 .None
 V 01-39 .Number persons under 18

D HTOP5PCT 1 281 (0:2)
 Recode - Household income percentiles
 U H-HHTYPE = 1
 V 0 .Not in universe (group
 V .quarters) .
 V 1 .In top 5 percent
 V 2 .Not in top 5 percent

D HPCTCUT 2 282 (00:20)
 Recode - HMLD income percentiles -
 national rank
 U H-HHTYPE = 1
 V 00 .Not in universe (group
 V .quarters) .
 V 01 .Lowest 5 percent
 V 02 .Second 5 percent
 V
 V 20 .Top 5 percent

D FILLER 1 284
 Blank Filler

DATA SIZE BEGIN

D INDCODE 1 285 (0:4)
 V 0 .Not individually identified
 .central city
 V 1-4 .See Geographic Appendix E
 V .List 3 for MSA

D HSUM 1 286 (1:2)
 Sunbelt recode
 U All households
 V 1 .In sunbelt
 V 2 .Not in sunbelt

 * March Supplement Household Weight *

D HSUP-WGT 8 287 (00000000:99999999)
 (2 implied decimals)
 U H-HHTYPE = 1

 * Allocation flags for basic CPS *

D HXTENURE 1 295 (0:4)
 V 0 .No change
 V 1 .Value to blank
 V 4 .Allocated

D HXHHNUM 1 296 (0:8)
 V 0 .No change
 V 2 .Blank to value
 V 8 .Blank to NA - error

D HXLIVQRT 1 297 (0:7)
 V 0 .No change
 V 4 .Allocated
 V 7 .Blank to NA - no error

D FILLER 1 298
 Blank Filler

D HXTELHND 1 299 (0:4)
 V 0 .No change
 V 1 .Value to blank
 V 4 .Allocated

D HXTELAVL 1 300 (0:4)
 V 0 .No change
 V 1 .Value to blank
 V 4 .Allocated

D HXTELINT 1 301 (0:4)
 V 0 .No change
 V 1 .Value to blank
 V 4 .Allocated

 * Allocation flags for supplement *
 * household items *

D I-HMNCAR 1 302 (0:1)
 V 0 .No change
 V 1 .Allocated

D I-HMNCEN 1 303 (0:1)
 V 0 .No change
 V 1 .Allocated

DATA	SIZE	BEGIN
D I-HCHI	1	304 (0:1)
V	0	.No change
V	1	.Allocated
D I-HCHIND	1	305 (0:1)
V	0	.No change
V	1	.Allocated
D I-HCHINR	1	306 (0:1)
V	0	.No change
V	1	.Allocated
D I-HCHINM	1	307 (0:1)
V	0	.No change
V	1	.Allocated
D I-HHOTLU	1	308 (0:1)
V	0	.No change
V	1	.Allocated
D I-HHOTNO	1	309 (0:1)
V	0	.No change
V	1	.Allocated
D I-HFLUNC	1	310 (0:1)
V	0	.No change
V	1	.Allocated
D I-HFLUNM	1	311 (0:1)
V	0	.No change
V	1	.Allocated
D I-HPUBLI	1	312 (0:1)
V	0	.No change
V	1	.Allocated
D I-HLOREN	1	313 (0:1)
V	0	.No change
V	1	.Allocated
D I-HFOODS	1	314 (0:1)
V	0	.No change
V	1	.Allocated

DATA	SIZE	BEGIN
D I-HFDVAL	1	315 (0:1)
V	0	.No change
V	1	.Allocated
D I-HFOODN	1	316 (0:1)
V	0	.No change
V	1	.Allocated
D I-HFOODM	1	317 (0:1)
V	0	.No change
V	1	.Allocated
D I-HENGAS	1	318 (0:1)
V	0	.No change
V	1	.Allocated
D I-HENGVA	1	319 (0:1)
V	0	.No change
V	1	.Allocated
D H-IDNUM	12	320
		Household identification number
U		All households

*		New fields in 1992 from after-tax
*		processing

D PROP-TAX	5	332 (0:99997)
		Annual property taxes
V	0	.None
	1-25000	.Dollar amount
D HousRET	5	337 (-9999:25000)
		Return to home equity
V	0	.None
	1-25000	.Dollar amount
D FILLER	363	342
		Blank Filler

This page is left blank intentionally.

CURRENT POPULATION SURVEY, MARCH 1992 DATA DICTIONARY

FAMILY RECORD

DATA	SIZE	BEGIN
D FRECORD	1	1 (2:2)
U All families		
V	2	.Family record
D FH-SEQ	5	2 (00001:99999)
Household sequence number		
U All families		
V		00001-99999.Household sequence number
D FFPOS	2	7 (01:39)
Unique family identifier		
Same function in household record is field HHPOS (00).		
Same function in person record is PPPOS (41-79).		
U All families		
V	01-39	.Index for
V		.family identifier
D FKIND	1	9 (1:3)
Kind of family		
U All families		
V	1	.Husband-wife family
V	2	.Other male head
V	3	.Other female head
D FTYPE	1	10 (1:5)
Family type		
U All families		
V	1	.Primary family
V	2	.Nonfamily householder
V	3	.Related subfamily
V	4	.Unrelated subfamily
V	5	.Secondary individual
D FPERSONS	2	11 (01:39)
Number of persons in family		
U All families		
V	01-39	.Number of persons
D FHEADIDX	2	13 (01:39)
Index to person record of family head		
U All families		
V	01-39	.Index (roster position) for
V		.reference person
D FWIFEIDX	2	15 (00:39)
Index to person record of family wife		
U F-KIND = 1		
V	00	.No wife
V	01-39	.Index (roster position) for
V		.wife
D FHUSBIDX	2	17 (00:39)
Index to person record of family husband		
U F-KIND = 1		
V	00	.No husband
V	01-39	.Index (roster position) for
V		.husband
D FSPOUIDX	2	19 (00:39)
Index to person record of family spouse		
U F-KIND = 1		
V	00	.No spouse
V	01-39	.Index (roster position) for
V		.spouse

DATA	SIZE	BEGIN
D FLASTIDX	2	21 (01:39)
Index to person record of last member of family. All persons from FHEADIDX thru FLASTIDX are members of this family. (Primary family includes related subfamily members.)		
U All families		
V	01-39	.Index (roster position) for
V		.last family member
D FNLASIDX	2	23 (01:39)
Index to person record of last member of family. All persons from FHEADIDX thru FNLASIDX are members of this family. (Primary family excludes subfamily members.)		
U All families		
V	01-39	.Index (roster position) for
V		.last family member
D FOWNU6	1	25 (0:6)
Own children in family under 6		
V	0	.None, not in universe
V	1	.1
V	2	.2
V		...
V	6	.6+
D FILLER	1	26
Zero filler		
D FOWNU18	1	27 (0:9)
Number of own never married children under 18		
Primary family includes own children in related subfamily even if the child is the head of the subfamily.		
U All families		
V	0	.None, not in universe
V	1	.1
V		...
V	9	.9 or more
D FRELU6	1	28 (0:6)
Related persons in family under 6		
U All families		
V	0	.None, not in universe
V	1	.1
V	2	.2
V		...
V	6	.6+
D FRELU18	1	29 (0:9)
Related persons in family under 18		
U All families		
V	0	.None, not in universe
V	1	.1
V	2	.2
V		...
V	9	.9+

FAMILY RECORD

DATA SIZE BEGIN

D FPCTCUT 2 30 (01:20)
 Income percentiles
 U All families
 V 01 .Lowest 5 percent
 V 02 .Second 5 percent
 V ...
 V 20 .Top 5 percent

D FPOVCUT 5 32 (00000:35000)
 Low income cutoff dollar amount
 If FTYPE = 3 then value comes from primary family

D FAHLIS 1 37 (1:4)
 Ratio of family income to low-income level
 If FTYPE = 3 then value comes from primary family
 V 1 .Below low-income level
 V 2 .100 - 124 percent of the low-income level
 V 3 .125 - 149 percent of the low-income level
 V 4 .150 percent and above the low-income level

D POVLL 2 38 (01:14)
 Ratio of family income to low-income level
 If FTYPE = 3 then value comes from primary family
 V 01 .Under .50
 V 02 ..50 to .74
 V 03 ..75 to .99
 V 04 .1.00 to 1.24
 V 05 .1.25 to 1.49
 V 06 .1.50 to 1.74
 V 07 .1.75 to 1.99
 V 08 .2.00 to 2.49
 V 09 .2.50 to 2.99
 V 10 .3.00 to 3.49
 V 11 .3.50 to 3.99
 V 12 .4.00 to 4.49
 V 13 .4.50 to 4.99
 V 14 .5.00 and over

D FRSPOV 2 40 (00:14)
 Ratio of related subfamily income to low-income level (care should be exercised when using this data as the related subfamilies are a part of the primary family and usually their poverty status comes from the primary family)
 U F-TYPE = 3
 V 00 .Not in universe
 V 01 .Under .50
 V 02 ..50 to .74
 V 03 ..75 to .99
 V 04 .1.00 to 1.24
 V 05 .1.25 to 1.49
 V 06 .1.50 to 1.74
 V 07 .1.75 to 1.99
 V 08 .2.00 to 2.49
 V 09 .2.50 to 2.99
 V 10 .3.00 to 3.49
 V 11 .3.50 to 3.99
 V 12 .4.00 to 4.49
 V 13 .4.50 to 4.99
 V 14 .5.00 and over

DATA SIZE BEGIN

D FRSPCT 5 42 (00000:35000)
 Low income cutoff dollar amount of related subfamily (care should be exercised when using these data as the related subfamilies are a part of the primary family and usually their poverty status comes from the primary family)
 U F-TYPE = 3
 V 00000- .Not in related subfamilies 35000 .

 * Family Income Reciprocity and Values *
 * Source of Income -- Wages and Salaries *

D FINC-WS 1 47 (1:2)
 Wage and salary
 V 1 .Yes
 V 2 .No

D FWSVAL 7 48 (0000000:3899961)
 Family income - wages and salaries
 U FINC-WS = 1
 V .Dollar amount

 * Source of Income *
 * Self-employment (nonfarm) *

D FINC-SE 1 55 (1:2)
 Own business self-employment
 U All families
 V 1 .Yes
 V 2 .No

D FSEVAL 7 56 (-389961:3899961)
 Family income - self employment income
 U FINC-SE = 1
 V 0000000 .None or not in universe
 V Neg Amt .Income (loss)
 V Pos Amt .Income

 * Source of Income *
 * Self-employment farm *

D FINC-FR 1 63 (1:2)
 Farm self-employment
 U All families
 V 1 .Yes
 V 2 .No

D FFRVAL 7 64 (-389961:3899961)
 Family income - Farm income
 U FINC-FR = 1
 V 0000000 .None or not in universe
 V Neg Amt .Income (loss)
 V Pos Amt .Income

 * Source of Income *
 * Unemployment Compensation *

D FINC-UC 1 71 (1:2)
 Unemployment compensation
 U All families
 V 1 .Yes
 V 2 .No

```

DATA      SIZE  BEGIN
D FUCVAL   7    72 (0000000:3899961)
    Family income - Unemployment
    compensation
U FINC-UC = 1
V 0000000 .None or not in universe
V          .Dollar amount

*****
* Source of Income
* Worker's Compensation
*****

D FINC-WC   1    79 (1:2)
    Worker's compensation
U All families
V 1 .Yes
V 2 .No

D FWCVAL   7    80 (0000000:3899961)
    Family income - Worker's compensation
U FINC-WC = 1
V 0000000 .None or not in universe
V          .Dollar amount

*****
* Source of Income -- Social Security
*****

D FINC-SS   1    87 (1:2)
    Social Security Benefits
U All families
V 1 .Yes
V 2 .No

D FSSVAL   7    88 (0000000:1169961)
    Family income - Social Security
U FINC-SS = 1
V 0000000 .None or not in universe
V          .Dollar amount

*****
* Source of Income
* Supplemental Security
*****

D FINC-SSI  1    95 (1:2)
    Supplemental Security Benefits
U All families
V 1 .Yes
V 2 .No

D FSSIVAL  6    96 (000000:389961)
    Family income - Supplemental Security
    Income
U FINC-SSI = 1
V 0 .None
V          .Dollar amount

*****
* Source of Income
* Public Assistance or Welfare
*****

D FINC-PAW  1   102 (1:2)
    Public assistance or welfare benefits
U All families
V 1 .Yes
V 2 .No

D FPAWVAL  6   103 (000000:779961)
    Family income - public assistance income
U FINC-PAW = 1
V 00000 .None
V          .Dollar amount
    
```

```

DATA      SIZE  BEGIN
*****
* Source of Income -- Veterans' Benefits
*****

D FINC-VET  1   109 (1:2)
    Veterans' Benefits
U All families
V 1 .Yes
V 2 .No

D FVETVAL  7   110 (0000000:1169961)
    Family income - veteran payments
U FINC-VET = 1
V 0000000 .None or not in universe
V          .Dollar amount

*****
* Source of Income -- Survivor's income
*****

D FINC-SUR  1   117 (1:2)
    Survivor's payments
U All families
V 1 .Yes
V 2 .No

D FSURVAL  7   118 (0000000:3899961)
    Family income - Survivor income
U FINC-SUR = 1
V 0000000 .None or not in universe
V          .Dollar amount

*****
* Source of Income -- Disability
*****

D FINC-DIS  1   125 (1:2)
    Disability payments
U All families
V 1 .Yes
V 2 .No

D FDISVAL  7   126 (0000000:3899961)
    Family income - Disability income
U FINC-DIS = 1
V 0000000 .None or not in universe
V          .Dollar amount

*****
* Source of Income -- Retirement Income
*****

D FINC-RET  1   133 (1:2)
    Retirement payments
U All families
V 1 .Yes
V 2 .No

D FRETVAL  7   134 (0000000:3899961)
    Family income - Retirement income
U FINC-RET = 1
V 0000000 .None or not in universe
V          .Dollar amount

*****
* Source of Income -- Interest
*****

D FINC-INT  1   141 (1:2)
    Interest payments
U All families
V 1 .Yes
V 2 .No
    
```

FAMILY RECORD

```

DATA      SIZE BEGIN
D FINTVAL  7  142 (0000000:3899961)
    Family income - Interest income
U FINC-INT = 1
V  0000000 .None or not in universe
V          .Dollar amount

*****
* Source of Income -- Dividends *
*****

D FINC-DIV  1  149 (1:2)
    Dividend payments
U All families
V  1 .Yes
V  2 .No

D FDIIVAL  7  150 (0000000:3899961)
    Family income - Dividend income
U FINC-DIV = 1
V  0000000 .None or not in universe
V          .Dollar amount

*****
* Source of Income -- Rents *
*****

D FINC-RNT  1  157 (1:2)
    Rental payments
U All families
V  1 .Yes
V  2 .No

D FRNTVAL  7  158 (-389961:3899961)
    Family income - Rental income
U FINC-RNT = 1
V  0000000 .None or not in universe
V          .Negative dollar amount
V          .Positive dollar amount

*****
* Source of Income -- Education *
*****

D FINC-ED  1  165 (1:2)
    Education benefits
U All families
V  1 .Yes
V  2 .No

D FEDVAL  7  166 (0000000:3899961)
    Family income - Education income
U FINC-ED = 1
V  0000000 .None or not in universe
V          .Dollar amount

*****
* Source of Income -- Child support *
*****

D FINC-CSP  1  173 (1:2)
    Child support payments
U All families
V  1 .Yes
V  2 .No

D FCSPVAL  7  174 (0000000:3899961)
    Family income - Child support
U FINC-CSP = 1
V  0000000 .None or not in universe
V          .Dollar amount
    
```

```

DATA      SIZE BEGIN
*****
* Source of Income -- Alimony *
*****

D FINC-ALM  1  181 (1:2)
    Alimony payments
U All families
V  1 .Yes
V  2 .No

D FALMVAL  7  182 (0000000:3899961)
    Family income - Alimony
U FINC-ALM = 1
V  0000000 .None or not in universe
V          .Dollar amount

*****
* Source of Income *
* Financial Assistance *
*****

D FINC-FIN  1  189 (1:2)
    Financial assistance payments
U All families
V  1 .Yes
V  2 .No

D FFINVAL  7  190 (0000000:3899961)
    Family income - Financial assistance
    income
U FINC-FIN = 1
V  0000000 .None or not in universe
V          .Dollar amount

*****
* Source of Income -- Other income *
*****

D FINC-OI  1  197 (1:2)
    Other income payments
U All families
V  1 .Yes
V  2 .No

D FOIVAL  7  198 (0000000:3899961)
    Family income - Other income
U FINC-OI = 1
V  0000000 .None or not in universe
V          .Dollar amount

*****
* Family Summary Income Values *
* and Recodes *
*****

D FTOTVAL  8  205 (-389961:23399766)
    Total family income
U All families
V  00000000 .None
V  Neg Amt .Income (loss)
V  Pos Amt .Income

D FEARNVAL  8  213 (-389961:11699883)
    Total family earnings
U FINC-WS, FINC-SE OR FINC-FR = 1
V  00000000 .None
V  Neg Amt .Income (loss)
V  Pos Amt .Income

D FOTHVAL  8  221 (-389961:11699883)
    Total other family income
U All other types of income except HEARNVAL
V  00000000 .None
V  Neg Amt .Income (loss)
V  Pos Amt .Income
    
```

DATA SIZE BEGIN
 D FTOT-R 2 229 (01:41)
 Total family income recode
 U All families
 V 01 .Under \$2,500
 V 02 \$.2,500 to \$4,999
 V 03 \$.5,000 to \$7,499
 V 04 \$.7,500 to \$9,999
 V 05 \$.10,000 to \$12,499
 V 06 \$.12,500 to \$14,999
 V 07 \$.15,000 to \$17,499
 V 08 \$.17,500 to \$19,999
 V 09 \$.20,000 to \$22,499
 V 10 \$.22,500 to \$24,999
 V 11 \$.25,000 to \$27,499
 V 12 \$.27,500 to \$29,999
 V 13 \$.30,000 to \$32,499
 V 14 \$.32,500 to \$34,999
 V 15 \$.35,000 to \$37,499
 V 16 \$.37,500 to \$39,999
 V 17 \$.40,000 to \$42,499
 V 18 \$.42,500 to \$44,999
 V 19 \$.45,000 to \$47,499
 V 20 \$.47,500 to \$49,999
 V 21 \$.50,000 to \$52,499
 V 22 \$.52,500 to \$54,999
 V 23 \$.55,000 to \$57,499
 V 24 \$.57,500 to \$59,999
 V 25 \$.60,000 to \$62,499
 V 26 \$.62,500 to \$64,999
 V 27 \$.65,000 to \$67,499
 V 28 \$.67,500 to \$69,999
 V 29 \$.70,000 to \$72,499
 V 30 \$.72,500 to \$74,999
 V 31 \$.75,000 to \$77,499
 V 32 \$.77,500 to \$79,999
 V 33 \$.80,000 to \$82,499
 V 34 \$.82,500 to \$84,999
 V 35 \$.85,000 to \$87,499
 V 36 \$.87,500 to \$89,999
 V 37 \$.90,000 to \$92,499
 V 38 \$.92,500 to \$94,999
 V 39 \$.95,000 to \$97,499
 V 40 \$.97,500 to \$99,999
 V 41 \$.100,000 and over

D FSPANISH 1 231 (1:2)
 Reference person or spouse of Spanish origin
 U All families
 V 1 .Yes
 V 2 .No

D FILLER 1 232
 Blank Filler

 * March Supplement Family Weight *

D FSUP-WGT 8 233 (00000000:99999999)
 Householder or reference person weight (2 implied decimal)
 U All families
 V 000000- .(2 implied decimal places)
 999999 .

DATA SIZE BEGIN
 D FFPOSOLD 2 241
 Trailer portion of unique household ID. 00 for HH record. Same function in Family record is field FFPOSOLD (41-79). Same function in Person record is PPPOSOLD (01-39)
 U All families

 * Family Noncash Benefit Valuation *
 * Fields New in 1992 *

D F-MV-FS 4 243 (0:9999)
 Family market value of food stamps
 V 0 .None
 V .Dollar amount

D F-MV-SL 4 247 (0:9999)
 Family market value of school lunch
 V 0 .None
 V .Dollar amount

D FFNGCARE 5 251 (0:29999)
 Family fungible value of medicare
 V 0 .None
 V .Dollar amount

D FFNGCAID 5 256 (0:29999)
 Family fungible value of medicaid
 V 0 .None
 V .Dollar amount

D FHOUSSUB 3 261 (0:999)
 Family market value of housing subsidy
 V 0 .None
 V .Dollar amount

D FFOODREQ 4 264 (0:9999)
 Based on USDA figures
 Used to compute fungible value of medicare * medicaid
 V 0 .None
 V .Dollar amount

D FHOUSREQ 3 268 (0:999)
 Based on USDA figures
 Used to compute fungible value of medicare & medicaid
 V 0 .None
 V .Dollar amount

D FILLER 434 271
 Blank Filler

This page is left blank intentionally.

CURRENT POPULATION SURVEY, MARCH 1992 DATA DICTIONARY

PERSON RECORD

DATA	SIZE	BEGIN
D PRECORD	1	1 (3:3)
U All persons		
V	3	.Person record
D PH-SEQ	5	2 (00001:99999)
		Household sequence number
U All persons		
V 00001-99999		.Household sequence number
D PPPOS	2	7 (41:79)
		Trailer portion of unique household ID.
		00 Household record. Same function in
		Family record is field FFPOS (01-39).
		Same function in Person record is PPPOS
		(41-79)

* Edited adult control card items *		

D A-LINENO	2	9 (01:39)
		Item 18A - Line number
U All persons		
V	01-39	.Line number
D A-PARENT	2	11 (00:39)
		Item 18C - Parent's line number
U All persons		
V	00	.None
V	01-39	.Parent's line number
D A-EXPRRP	2	13 (01:14)
		Expanded relationship code
U All persons		
V	01	.Reference person with relatives
V	02	.Reference person without
		.relatives
V	03	.Husband
V	04	.Wife
V	05	.Natural/adopted child
V	06	.Step child
V	07	.Grandchild
V	08	.Parent
V	09	.Brother/sister
V	10	.Other relative
V	11	.Foster child
V	12	.Nonrelative with relatives
V	13	.Partner/roommate
V	14	.Nonrelative without relatives
D A-AGE	2	15 (00:90)
		Item 18D - Age
U All persons		
V	00-90	.Years of age and over
D A-MARITL	1	17 (1:7)
		Item 18E - Marital status
U All persons		
V	1	.Married - civilian spouse
		.present
V	2	.Married - af spouse present
V	3	.Married - spouse absent (exc
		.separated)
V	4	.Widowed
V	5	.Divorced
V	6	.Separated
V	7	.Never married

DATA	SIZE	BEGIN
D A-SPOUSE	2	18 (00:39)
		Item 18F - Spouse's line number
U All persons		
V	00	.None or children
V	01-39	.Spouse's line number
D A-SEX	1	20 (1:2)
		Item 18G - Sex
U All persons		
V	1	.Male
V	2	.Female
D A-VET	1	21 (0:6)
		Veteran Status
V	0	.Children or Armed Forces
U All persons		
V	1	.Vietnam
V	2	.Korean war
V	3	.World war II
V	4	.World war I
V	5	.Other service
V	6	.Nonveteran
D A-HGA	2	22 (00:46)
		Item 18H - Educational attainment
U All persons		
V	00	.Children
V	31	.Less than 1st grade
V	32	.1st, 2nd, 3rd, or 4th grade
V	33	.5th or 6th grade
V	34	.7th and 8th grade
V	35	.9th grade
V	36	.10th grade
V	37	.11th grade
V	38	.12th grade no diploma
V	39	.High school graduate-High school
		.diploma or equivalent
V	40	.Some college but no degree
V	41	.Associate's degree in college -
		.occupation/vocation program
V	42	.Associate's degree in college -
		.academic program
V	43	.Bachelor's degree (for example: BA,
		.AB, BS)
V	44	.Master's degree (for example: MA, MS,
		MEng, MEd, MSW, MBA)
V	45	.Professional school degree (for
		.example: MD, DDS, DVM, LLB, JD)
V	46	.Doctorate degree (for example:
		.PhD, EdD)
D FILLER	1	24
		Filler
D A-RACE	1	25 (1:5)
		Item 18J - Race
U All persons		
V	1	.White
V	2	.Black
V	3	.Amer Indian, Aleut Eskimo
V	4	.Asian or Pacific Islander
V	5	.Other

DATA	SIZE	BEGIN
V	24	.Child of a subfamily reference
V		.person
V	25	.Not in a subfamily
		Under 18, ever-married
V	26	.Reference person of subfamily
V	27	.Spouse of subfamily reference
V		.person
V	28	.Not used
V	29	.Not in a subfamily
		18 years and over, single (never married)
V	30	.Reference person of a subfamily
V	31	.Not in a subfamily
		18 years and over, ever-married
V	32	.Reference person of subfamily
V	33	.Spouse of subfamily reference
V		.person
V	34	.Not in a subfamily
		Other relative of householder
		Under 18, single (never married)
V	35	.Reference person of subfamily
V	36	.Child of subfamily reference
V		.person
V	37	.Not in a subfamily
		Under 18, ever married
V	38	.Reference person of subfamily
V	39	.Spouse of subfamily reference
V		.person
V	40	.Not in a subfamily
		18 years and over, single (never married)
V	41	.Reference person of a subfamily
V	42	.Not in a subfamily
		18 years and over, ever-married
V	43	.Reference person of subfamily
V	44	.Spouse of subfamily reference
V		.person
V	45	.Not in a subfamily
		In unrelated subfamily
V	46	.Reference person of unrelated
V		.subfamily
V	47	.Spouse of unrelated subfamily
V		.reference person
V	48	.Child less than 18, single (never-
V		.married) of unrelated subfamily
V		.reference person
V	49	.Nonfamily householder
V	50	.Secondary individual
V	51	.In group quarters: secondary
V		.individuals
D PARENT	1	39 (0:4)
		Family members under 18 (excludes
		reference person and spouse if under 18)
V	0	.Not in universe
V		.presence of parents
V	1	.Both parents present
V	2	.Mother only present
V	3	.Father only present
V	4	.Neither parent present
D AGE1	2	40 (00:17)
		Age recode - Persons 15+ years
V	00	.Not in universe
V	01	.15 years
V	02	.16 and 17 years
V	03	.18 and 19 years
V	04	.20 and 21 years
V	05	.22 to 24 years
V	06	.25 to 29 years
V	07	.30 to 34 years
V	08	.35 to 39 years
V	09	.40 to 44 years
V	10	.45 to 49 years
V	11	.50 to 54 years

DATA	SIZE	BEGIN
V	12	.55 to 59 years
V	13	.60 to 61 years
V	14	.62 to 64 years
V	15	.65 to 69 years
V	16	.70 to 74 years
V	17	.75 years and over
D FILLER	2	42
		Blank Filler
D PHF-SEQ	2	44 (01:39)
		Pointer to the sequence number of own
		family record in household.
		(Related subfamily members point to
		related subfamily record.)
U All persons		
D PF-SEQ	2	46 (01:39)
		Pointer to the sequence number of
		family record in household.
		(Related subfamilies point to
		primary family.)
U All persons		
D PRNT-PTR	2	48 (01:39)
		Sequence number of parent in HHLD

* Basic CPS Weights *		

D A-FNLWGT	8	50 (00000000:99999999)
		Final weight (2 implied decimal places)
U All persons		
V	00000000	.Supplemental spanish sample
V	00000001	.March basic sample
V	99999999	.
D A-ERNLWT	8	58 (00000000:99999999)
		Earnings/not in labor force weight
U H-MIS = 4 or 8		
V	00000000	.Not in universe or children
		.and Armed Forces
V	00000001-	.(2 implied decimal places)
V	99999999	.

* March Supplement Person Weights *		

D MARSUPWT	8	66 (00000000:99999999)
		March supplement final weight (2 implied
		decimal places)
U All persons		
V	000000-	.(2 implied decimal places)
V	999999	.

* Edited Labor Force Items *		

D A-MAJACT	1	74 (0:8)
		Item 19 - What was ... doing most of
		last week
U All persons		
V	0	.Children or Armed Forces
V	1	.Working
V	2	.With job but not at work
V	3	.Looking for work
V	4	.Keeping house
V	5	.Going to school
V	6	.Unable to work
V	7	.Retired
V	8	.Other

PERSON RECORD

DATA SIZE BEGIN

D A-ANYWK 1 75 (0:2)
Item 20 - Did ... do any work at all last week, not counting work around the house

U A-MAJACT (I-19) = 2,3,4,5,7,8 (NE 1,6)
V 0 .Not in universe or children
V .or Armed Forces
V 1 .Yes
V 2 .No

D A-HRS1 2 76 (00:99)
Item 20A - How many hrs did ... work last week at all jobs

U A-MAJACT (I-19) = 1
or A-ANYWK (I-20) = yes
V 00 .Not in universe or children
V .or Armed Forces
V 01:99 .Number of hrs

D A-HRSCHK 1 78 (0:3)
Item 20B - Interviewer check of itm 20A
U Same as A-HRS1 (I-20A)
V 0 .Not in universe or children
V .or Armed Forces
V 1 .49+
V 2 .1-34
V 3 .35-48

D A-USLFT 1 79 (0:2)
Item 20C - Does ... usually work 35 hrs or more a week at this job (part 1)

U A-HRSCHK (I-20B) = 2
V 0 .Not in universe or children
V .or Armed Forces
V 1 .Yes
V 2 .No

D A-FTREAS 2 80 (00:15)
Item 20C - What is the reason ... (worked/usually works) less than 35 hours (last week/a week)

U H-HRSCHK (I-20B) = 2
V 00 .Not in universe or children
V .or Armed Forces
V 01 .Slack work
V 02 .Material shortage
V 03 .Plant or machine repair
V 04 .New job started during week
V 05 .Job terminated during week
V 06 .Could find only part time work
V 07 .Holiday
V 08 .Labor dispute
V 09 .Bad weather
V 10 .Own illness
V 11 .On vacation
V 12 .Too busy with house, school, etc.
V 13 .Did not want full time work
V 14 .Full-time work weeks less than or equal to 35 hrs
V 15 .Other

D A-LOSTIM 1 82 (0:2)
Item 20D - Did ... lose any time or take any time off last week for any reason such as illness, holiday or slack work

U A-HRSCHK (I-20B) = 3
V 0 .Not in universe or children
V .or Armed Forces
V 1 .Yes
V 2 .No

DATA SIZE BEGIN

D A-OVRTIM 1 83 (0:2)
Item 20E - Did ... work any overtime or at more than one job last week

U A-LOSTIM (I-20D) = 2
V 0 .Not in universe or children
V .and Armed Forces
V 1 .Yes
V 2 .No

D A-JOBABS 1 84 (0:2)
Item 21 - Did ... have a job or business from which he/she was temporarily absent or on layoff last week

U A-ANYWK (I-20) = 2
V 0 .Not in universe or children
V .or Armed Forces
V 1 .Yes
V 2 .No

D A-WHYABS 1 85 (0:8)
Item 21A - Why was ... absent from work last week

U A-JOBABS (I-21) = 1
V 0 .Not in universe or children
V .or Armed Forces
V 1 .Own illness
V 2 .On vacation
V 3 .Bad weather
V 4 .Labor dispute
V 5 .New job to begin within 30 days
V 6 .Temporary layoff (under 30 days)
V 7 .Indefinite layoff (30 days or more)
V 8 .Other

D A-PAYABS 1 86 (0:3)
Item 21B - Is ... receiving wages or salary for any of the time off last week

U A-WHYABS (I-21A) = 1-4, 8
V 0 .Not in universe or children
V .or Armed Forces
V 1 .Yes
V 2 .No
V 3 .Self-employed

D A-FTABS 1 87 (0:2)
Item 21C - Does ... usually work 35 hours or more a week at this job

U A-WHYABS (I-21A) = 1-4, 8
V 0 .Not in universe or children
V .or Armed Forces
V 1 .Yes
V 2 .No

D A-LKWK 1 88 (0:2)
Item 22 - Has ... been looking for work during the past 4 weeks

U A-JOBABS (I-21) = 2
V 0 .Not in universe or children
V .or Armed Forces
V 1 .Yes
V 2 .No

DATA SIZE BEGIN

 * Item 22A - What has ... been doing in *
 * the last 4 weeks to find work *
 * Method use - multiple entries possible *

D A-MTHD1 1 89 (0:1)
 Checked with public employment agency
 U A-LKWK (I-22) = 1
 V 0 .Not in universe or children
 V .or Armed Forces or no entry
 V 1 .Entry

D A-MTHD2 1 90 (0:1)
 Checked with private employment agency
 U A-LKWK (I-22) = 1
 V 0 .Not in universe or children
 V .or Armed Forces or no entry
 V 1 .Entry

D A-MTHD3 1 91 (0:1)
 Checked with employer directly
 U A-LKWK (I-22) = 1
 V 0 .Not in universe or children
 V .or Armed Forces or no entry
 V 1 .Entry

D A-MTHD4 1 92 (0:1)
 Checked with friends or relatives
 U A-LKWK (I-22) = 1
 V 0 .Not in universe or children
 V .or Armed Forces or no entry
 V 1 .Entry

D A-MTHD5 1 93 (0:1)
 Placed or answered ads
 U A-LKWK (I-22) = 1
 V 0 .Not in universe or children
 V .or Armed Forces or no entry
 V 1 .Entry

D A-MTHD6 1 94 (0:1)
 Nothing
 U A-LKWK (I-22) = 1
 V 0 .Not in universe or children
 V .or Armed Forces or no entry
 V 1 .Entry

D A-MTHD7 1 95 (0:1)
 Other
 U A-LKWK (I-22) = 1
 V 0 .Not in universe or children
 V .and Armed Forces
 V 1 .Entry

D A-WHYLK 1 96 (0:7)
 Item 22B - Why did ... start looking
 for work was it because ...
 U A-LKWK (I-22) = 1
 or A-WHYABS (I-21A) = 5
 V 0 .Not in universe or children
 V .or Armed Forces
 V 1 .Lost job
 V 2 .Quit job
 V 3 .Left school
 V 4 .Wanted temporary work
 V 5 .Change in home or family
 V .responsibilities
 V 6 .Left military service
 V 7 .Other

DATA SIZE BEGIN

D A-WKSLK 2 97 (00:99)
 Item 22C -
 1) How many weeks has ... been
 looking for work
 2) How many weeks ago did ...start
 looking
 3) How many weeks ago was ...laid off
 U A-WHYLK (I-22B) = entry or
 A-WHYABS (I-21A) = 6 or 7
 V 00 .Not in universe or children
 V .or Armed Forces
 V 01-99 .Entry

D A-LKFTPT 1 99 (0:2)
 Item 22D - Has ... been looking for
 full-time or or part-time work
 U Same as A-WKSLK (I-22C)
 V 0 .Not in universe or children
 V .or Armed Forces
 V 1 .Full-time
 V 2 .Part-time

D A-AVAIL 1 100 (0:2)
 Item 22E1 - Could ... have taken a
 job if one had been offered
 U Same as A-WKSLK (I-22C)
 V 0 .Not in universe or children
 V .or Armed Forces
 V 1 .Yes
 V 2 .No

D A-WHYNA 1 101 (0:6)
 Item 22E2- Why not
 U A-AVAIL (I-22E1) = 2
 V 0 .Not in universe or children
 V .or Armed Forces
 V 1 .Already has a job
 V 2 .Temporary illness
 V 3 .Going to school
 V 4 .Other

D A-WHENLJ 1 102 (0:5)
 Item 22F - When did ... last work
 at a full-time job or business lasting
 2 consecutive weeks or more
 U Same as A-WKSLK (I-22C)
 V 0 .Not in universe or children
 V .or Armed Forces
 V 1 .In last 12 months
 V 2 .1-5 years ago
 V 3 .More than 5 years ago
 V 4 .Never worked full time
 V .2 weeks or more
 V 5 .Never worked at all

 * See Industry and Occupation Code *
 * Appendix for list of legal codes *

D A-IND 3 103 (000:991)
 Item 23B - Industry
 U A-CLSWKR = 1-7
 V 000 .Old not in universe or children
 V .and Armed Forces
 V 010-991 .See Industry Code Appendix A1
 V .for list of legal codes.

PERSON RECORD

DATA SIZE BEGIN

D A-OCC 3 106 (000:905)
Item 23C - Occupation

U A-CLSWKR = 1-7

V 000 .Old not in universe or children
V .and Armed Forces

V 003-905 .See Occupation Code
V .Appendix B1 for list of
V .legal codes.

D A-CLSWKR 1 109 (0:8)
Item 23E - Class of worker

U A-LFSR = 1-3 or A-LFSR = 4-7;
and A-NLFROT = 2 and A-NLFLJ = 1-5

V 0 .Not in universe or children
V .or Armed Forces

V 1 .Private
V 2 .Federal government
V 3 .State government
V 4 .Local government
V 5 .Self-employed-incorporated
V 6 .Self-employed-not incorporated
V 7 .Without pay
V 8 .Never worked

D PPOSOLD 2 110 (01:39)
Trailer portion of unique household ID
00 for HH Record. Same function in
Family Record is filed PPOSOLD (41-79)
Same function in Person Record is
PPOSOLD (01-39)

D A-NLFLJ 1 112 (0:7)
Item 24A - When did ... last work for
pay at a regular job or business, either
full-time or part-time

U A-NLFROT (1-24) = 2

V 0 .Not in universe or children
V .or Armed Forces

V 1 .Within past 12 months
V 2 .1 up to 2 years ago
V 3 .2 up to 3 years ago
V 4 .3 up to 4 years ago
V 5 .4 up to 5 years ago
V 6 .5 or more years ago
V 7 .Never worked

D A-WHYLFT 1 113 (0:8)
Item 24B - Why did ... leave that job

U A-NLFLJ (1-24A) = 1-5

V 0 .Not in universe or children
V .or Armed Forces

V 1 .Personal, family or school
V 2 .Health
V 3 .Retirement or old age
V 4 .Seasonal job completed
V 5 .Slack work or business
V .conditions
V 6 .Temporary nonseasonal job
V .completed
V 7 .Unsatisfactory work
V .arrangements
V 8 .Other

D A-WANTJB 1 114 (0:4)
Item 24C - Does ... want a regular job
now, either full or part-time

U A-NLFROT (1-24) = 2

V 0 .Not in universe or children
V .or Armed Forces

V 1 .Yes
V 2 .Maybe-it depends
V 3 .No
V 4 .Don't know

DATA SIZE BEGIN

* Item 24D - What are the reasons ... is *
* not looking for work (multiple entries *
* possible) *
* (For A-WHYNL1-9 and A-WHYNLA-B) *

D A-WHYNL1 1 115 (0:1)
Believes no work available

U A-WANTJB (I-24C) = 1 or 2

V 0 .Not in universe or children
V .or Armed Forces or no entry
V 1 .Entry

D A-WHYNL2 1 116 (0:1)
Couldn't find any work

U A-WANTJB (I-24C) = 1 or 2

V 0 .Not in universe or children
V .or Armed Forces or no entry
V 1 .Entry

D A-WHYNL3 1 117 (0:1)
Lacks necessary schooling, etc.

U A-WANTJB (I-24C) = 1 or 2

V 0 .Not in universe or children
V .or Armed Forces or no entry
V 1 .Entry

D A-WHYNL4 1 118 (0:1)
Employers think too young or too old

U A-WANTJB (I-24C) = 1 or 2

V 0 .Not in universe or children
V .or Armed Forces or no entry
V 1 .Entry

D A-WHYNL5 1 119 (0:1)
Other personal handicap in finding job

U A-WANTJB (I-24C) = 1 or 2

V 0 .Not in universe or children
V .or Armed Forces or no entry
V 1 .Entry

D A-WHYNL6 1 120 (0:1)
Can't arrange child care

U A-WANTJB (I-24C) = 1 or 2

V 0 .Not in universe or children
V .or Armed Forces or no entry
V 1 .Entry

D A-WHYNL7 1 121 (0:1)
Family responsibilities

U A-WANTJB (I-24C) = 1 or 2

V 0 .Not in universe or children
V .or Armed Forces or no entry
V 1 .Entry

D A-WHYNL8 1 122 (0:1)
In school or other training

U A-WANTJB (I-24C) = 1 or 2

V 0 .Not in universe or children
V .or Armed Forces or no entry
V 1 .Entry

D A-WHYNL9 1 123 (0:1)
Ill health

U A-WANTJB (I-24C) = 1 or 2

V 0 .Not in universe or children
V .or Armed Forces or no entry
V 1 .Entry

DATA	SIZE	BEGIN
D A-WHYNLA	1	124 (0:1)
Other		
U A-WANTJB (I-24C) = 1 or 2		
V	0	.Not in universe or children
V		.or Armed Forces or no entry
V	1	.Entry
D A-WHYNLB	1	125 (0:1)
Don't know		
V	0	.Not in universe or children
V		.or Armed Forces or no entry
V	1	.Entry
D A-INTEND	1	126 (0:4)
Item 24E - Does ... intend to look for work of any kind in the next 12 months		
U A-NLFROT (I-24) = 2		
V	0	.Not in universe or children
V		.and Armed Forces
V	1	.Yes
V	2	.It depends
V	3	.No
V	4	.Don't know
D FILLER	1	127
Blank Filler		

* Edited Earnings Items *		

D A-USLHRS	2	128 (00:99)
Item 25A - How many hrs per week does ... usually work at this job		
U A-EARNRT (I-25) = 2		
V	00	.None, not in universe or children or Armed Forces
V	01-99	.Entry
D A-HRLYWK	1	130 (0:2)
Item 25B - is ... paid by the hour on this job		
U A-EARNRT (I-25) = 2		
V	0	.Not in universe or children and Armed Forces
V	1	.Yes
V	2	.No
D A-HRSPAY	4	131 (0000:9999)
Item 25C How much does ... earn per hour		
U A-HRLYWK (I-25B) = 1		
V	0000	.Not in universe or children or Armed Forces
V	0001-9999	.Entry (2 implied decimal places)
D A-GRSWK	4	135 (0000:1923)
Item 25D - How much does ... usually earn per week at this job before deductions? For hourly workers, subject to topcoding, the higher of either the amount of item 25A times item 25C or the actual item 25D entry will be present.		
U A-EARNRT (I-25) = 2		
V	0000	.Not in universe or children or Armed Forces
V	0001-1923	.Entry

DATA	SIZE	BEGIN
D A-UNMEM	1	139 (0:2)
Item 25E - On this job, is ... a member of a labor union or of an employee association similar to a union		
U A-EARNRT (I-25) = 2		
V	0	.Not in universe or children or Armed Forces
V	1	.Yes
V	2	.No
D A-UNCOV	1	140 (0:2)
Item 25F - On this job, is ... covered by a union or employee association contract		
U A-UNMEM (I-25E) = 2		
V	0	.Not in universe or children or Armed Forces
V	1	.Yes
V	2	.No
D A-ENRCHK	1	141 (0:2)
Item 26 - Interviewer check item		
U All persons		
V	0	.Children or Armed Forces
V	1	.This person is 16-24 years of age
V	2	.All others
D A-ENRLW	1	142 (0:2)
Item 26A1 - Last week was ... attending or enrolled in a high school, college or university		
U A-ENRCHK (I-26) = 1		
V	0	.Not in universe or children or Armed Forces
V	1	.Yes
V	2	.No
D A-HSCOL	1	143 (0:2)
Item 26A2		
U A-ENRLW (I-26A1) = 1		
V	0	.Not in universe or children or Armed Forces
V	1	.High school
V	2	.College or university
D A-FTPT	1	144 (0:2)
Item 26B - Is ... enrolled in school as a full-time or part-time student		
U A-ENRLW (I-26A1) = 1		
V	0	.Not in universe or children or Armed Forces
V	1	.Full time
V	2	.Part time

* Labor Force Person Recodes *		

D A-LFSR	1	145 (0:7)
Labdr force status recode		
U All persons		
V	0	.Children or Armed Forces
V	1	.Working
V	2	.With job, not at work
V	3	.Unemployed, looking for work
V	4	.Unemployed, on layoff
V	5	.NILF - working w/o pay less than or equal to 15 hrs;
V		.Temp absent from w/o pay job
V	6	.NILF - unavailable
V	7	.Other NILF

PERSON RECORD

DATA SIZE BEGIN

D A-UNTYPE 1 146 (0:5)
Reason for unemployment

U A-LFSR = 3 or 4

V 0 .Not in universe or children
 .or Armed Forces

V 1 .Job loser - on layoff

V 2 .Other job loser

V 3 .Job leaver

V 4 .Re-entrant

V 5 .New entrant

D A-NLFREA 2 147 (00:11)
Current activity/reason not looking
for work

U LFSR = 5, 6 or 7 and MIS = 4 or 8

V 00 .Not in universe or children
 .or Armed Forces

V 01 .School

V 02 .Ill, disabled

V 03 .Keeping house

V 04 .Retired or old age

V 05 .No desire

V 06 .Employers think too young
 .or old

V 07 .Lacks education or training

V 08 .Other personal reason

V 09 .Could not find work

V 10 .Thinks no job available

V 11 .Other

D A-WKSTAT 1 149 (0:7)
Full/part-time status

U All persons

V 0 .Children or Armed Forces

V 1 .Not in labor force

V 2 .Full-time schedules

V 3 .Part-time for economic
 reasons, usually full-time

V 4 .Part-time for non-economic
 reasons, usually part-time

V 5 .Part-time for economic reasons,
 usually part-time

V 6 .Unemployed full-time

V 7 .Unemployed part-time

D A-EXPLF 1 150 (0:2)
Experienced labor force employment
status

U A-COW NE 8

V 0 .Not in experienced labor force

V 1 .Employed

V 2 .Unemployed

D A-WKSCH 1 151 (0:4)
Labor force by time worked or lost

U All

V 0 .Not in universe

V 1 .At work

V 2 .With job, not at work

V 3 .Unemployed, seeks full-time

V 4 .Unemployed, seeks part-time

D A-CIVLF 1 152 (0:1)
Civilian labor force

V 0 .Not in universe or children
 .or Armed Forces

V 1 .In universe

D A-FTLF 1 153 (0:1)
Full-time labor force

U Full-time

V 0 .Not in universe or children
 .or Armed Forces

V 1 .In universe

DATA SIZE BEGIN

D FILLER 1 154
Blank Filler

D A-MJIND 2 155 (00:23)
Major industry code

U A-CLSWKR = 1-7

V 00 .Not in universe or children

V 01 .Agriculture

V 02 .Mining

V 03 .Construction
Manufacturing

V 04 .Manufacturing-durable goods

V 05 .Manufacturing-nondurable goods
Transportation, communications, and other
public utilities

V 06 .Transportation

V 07 .Communications

V 08 .Utilities and sanitary services
Wholesale and retail trade

V 09 .Wholesale trade

V 10 .Retail trade

V 11 .Finance, insurance and real
 estate
Services (12-20)

V 12 .Private household
Miscellaneous services

V 13 .Business and repair

V 14 .Personal services, except
 private household

V 15 .Entertainment
Professional and related services

V 16 .Hospital

V 17 .Medical, except hospital

V 18 .Educational

V 19 .Social services

V 20 .Other professional

V 21 .Forestry and fisheries

V 22 .Public administration

V 23 .Armed Forces

D A-DTIND 2 157 (00:51)
Detailed industry recode
See Appendix A for list of legal codes

U A-CLSWKR = 1-7

V 00 .Not in universe or children
 .or Armed Forces

D A-MJOCC 2 159 (00:15)
Major occupation code

U A-CLSWKR = 1-7

V 00 .Not in universe or children
 .or Armed Forces
Managerial and professional

V 01 .Executive, admin. and managerial

V 02 .Professional specialty
Technical, sales and admin. support

V 03 .Technicians and related support

V 04 .Sales

V 05 .Administrative support, incl.
 clerical
Service

V 06 .Private household

V 07 .Protective service

V 08 .Other service

V 09 .Precision production, craft and
 repair
Operators, fabricators and laborers

V 10 .Machine operators, assemblers and
 inspectors

V 11 .Transportation and material moving

V 12 .Handlers, equip. cleaners, etc.

V 13 .Farming, forestry and fishing

V 14 .Armed Forces

V 15 .No previous experience - never
 worked

DATA SIZE BEGIN

D A-DTOCC 2 161 (00:46)
Detailed occupation recode
See Appendix B for list of legal codes

U A-CLSWKR = 1-7

V 00 .Not in universe for children
V .or Armed Forces

D A-ERNEL 1 163 (0:1)
Earnings eligibility flag

U All persons

V 0 .Not earnings eligible
V 1 .Earnings eligible

D A-RCOW 1 164 (0:7)
Class of worker recode

U All persons

V 0 .Not in universe or children
V .or Armed Forces
V 1 .Private
V 2 .Federal
V 3 .State
V 4 .Local
V 5 .Self-employment-
V .unincorporated
V 6 .Without pay
V 7 .Never worked

* The following items are from the March *
* supplement 665 questionnaire *
* Edited work experience items - *
* all persons 15+ years *

D WORKYN 1 165 (0:2)
Item 29A
Did ... work at a job or business at any
time during 19..

U All persons

V 0 .Not in universe or children
V 1 .Yes
V 2 .No

D WTEMP 1 166 (0:2)
Item 29B
Did ... do any temporary, part-time,
or seasonal work even for a few days
during 19..

U WORKYN = 2

V 0 .Not in universe or children
V 1 .Yes
V 2 .No

D NMLOOK 1 167 (0:2)
Item 30
Even though ... did not work in 19..
did spend any time trying to find
a job or on layoff

U WORKYN = 2

V 0 .Not in universe or children
V 1 .Yes
V 2 .No

D NMLKWK 2 168 (00:52)
Item 31
How many different weeks was ... looking
for work or on layoff

U NMLOOK = 1

V 00 .Not in universe
V 01 .1 week
V ...
V 52 .52 weeks

DATA SIZE BEGIN

D RSNNOTW 1 170 (0:6)
Item 32
What was the main reason ... did not
work in 19..

U WORKYN = 2

V 0 .Not in universe
V 1 .Ill or disabled
V 2 .Retired
V 3 .Taking care of home or family
V 4 .Going to school
V 5 .Could not find work
V 6 .Other

D WKSWORK 2 171 (00:52)
Item 33
During 19.. in how many weeks did ...
work even for a few hours?
Include paid vacation and sick leave
as work

U WORKYN = 1 or WTEMP = 1

V 00 .Not in universe
V 01 .1 week
V ...
V 52 .52 weeks

D WKCHECK 1 173 (0:3)
Item 34
Interviewer check item - number of
weeks in item 33 is

U WKSWORK = 1+

V 0 .Not in universe
V 1 .1-49 weeks
V 2 .50-51 weeks
V 3 .52 weeks

D LOSEWKS 1 174 (0:2)
Item 35
Did ... lose any full weeks of work in
19.. because was on layoff
from a job or lost a job

U WKSWORK = 50, 51

V 0 .Not in universe
V 1 .Yes
V 2 .No

D LKNONE 1 175 (0:1)
Item 36
You said... worked about (entry in
item 33) weeks in 19..
How many of the remaining (52 minus
entry in item 33) weeks was ... looking
for work or on layoff from a job

U WKSWORK = 1-49

V 0 .Not in universe
V 1 .No weeks looking for work
V .or on layoff

D LKWEKS 2 176 (00:51)
Item 36
How many weeks was ... looking for
work or on layoff from a job

U WKSWORK = 1-49

V 00 .Not in universe
V 01 .01 weeks
V ...
V 51 .51 weeks

PERSON RECORD

DATA SIZE BEGIN

D LKSTRCH 1 178 (0:3)
 Item 37
 Were the (entry in item 36) weeks ...
 was looking for work (or on layoff)
 all in one stretch
 U Entry in LKWEEKS
 V 0 .Not in universe
 V 1 .Yes, 1 stretch
 V 2 .No, 2 stretches
 V 3 .No, 3 plus stretches

D PYRSN 1 179 (0:6)
 Item 38
 What was the main reason ... was not
 working or looking for work in the
 remaining weeks of 19..
 U Sum of entries in WKSWORK and LKWEEKS
 add to a number less
 than 52
 V 0 .Not in universe
 V 1 .Ill or disabled
 V 2 .Taking care of home
 V 3 .Going to school
 V 4 .Retired
 V 5 .No work available
 V 6 .Other

D PHMEMPRS 1 180 (0:3)
 Item 39
 For how many employers did ... work
 in 19..? If more than one at same
 time, only count it as one employer
 U WKSWORK = 1+
 V 0 .Not in universe
 V 1 .1 employer
 V 2 .2
 V 3 .3 plus

D HRSWK 2 181 (00:99)
 Item 40
 In the weeks that ... worked how may
 hours did ... usually work per week
 U WKSWORK = 1+
 V 00 .Not in universe
 V 01 .1 hour
 V ...
 V 99 .99 hours plus

D HRCHECK 1 183 (0:2)
 Item 41
 Interviewer check item - number
 of hours in item 41 is
 U WKSWORK = 1+
 V 0 .Not in universe
 V 1 .Part-time (1-34)
 V 2 .Full-time (35+)

D PTYN 1 184 (0:2)
 Item 42
 Did ... work less than 35 hours for
 at least one week in 19..?
 Exclude time off with pay because of
 holidays, vacation, days off, or
 sickness
 U HRCHECK = 2
 V 0 .Not in universe
 V 1 .Yes
 V 2 .No

DATA SIZE BEGIN

D PTWEEKS 2 185 (00:52)
 Item 43
 How many weeks did ... work less
 than 35 hours in 19..
 U PTYN = 1 or HRCHECK = 1
 V 00 .Not in universe
 V 01 .1 week
 V ...
 V 52 .52 weeks

D PTRSN 1 187 (0:4)
 Item 44
 What was the main reason ... worked
 less than 35 hours per week
 U PTYN = 1 or HRCHECK = 1
 V 0 .Not in universe
 V 1 .Could only find part time job
 V 2 .Wanted part time
 V 3 .Slack work
 V 4 .Other

D FILLER 1 188
 Blank Filler

D LJCW 1 189 (0:7)
 Item 46E
 Class of worker
 U WORKYN = 1
 V 0 .Not in universe
 V 1 .Private
 V 2 .Federal
 V 3 .State
 V 4 .Local
 V 5 .Self-employed incorporated, yes
 V 6 .Self-employed incorporated, no
 V .or farm
 V 7 .Without pay

D INDUSTRY 3 190 (000:991)
 Item 46B
 Industry of longest job
 See Industry Code Appendix A for list
 of legal codes
 U WORKYN = 1
 V 000 .Not in universe
 V 010-991 .Industry code

D OCCUP 3 193 (000:905)
 Item 46C
 Occupation of longest job
 See Industry Code Appendix B for list
 of legal codes
 U WORKYN = 1
 V 000 .Not in universe or children
 V 003-905 .Occupation code

 * Work Experience Recodes *

D WEXP 2 196 (00:13)
 Recode - Worker/nonworker-recode -
 full/part-time worker
 U All Adults
 V 00 .Not in universe
 V Worked full-time
 V 01 .50 to 52 weeks
 V 02 .48 to 49 weeks
 V 03 .40 to 47 weeks
 V 04 .27 to 39 weeks
 V 05 .14 to 26 weeks
 V 06 .13 weeks or less

DATA SIZE BEGIN

Worked part-time
 V 07 .50 to 52 weeks
 V 08 .48 to 49 weeks
 V 09 .40 to 47 weeks
 V 10 .27 to 39 weeks
 V 11 .14 to 26 weeks
 V 12 .13 weeks or less
 V 13 .Nonworker

D WEWKRS 1 198 (0:5)
 Recode - Worker/nonworker recode -
 weeks worked last year

U All Adults
 V 0 .Not in universe
 Full year worker
 V 1 .Full-time
 V 2 .Part-time
 Part year worker
 V 3 .Full-time
 V 4 .Part-time
 V 5 .Nonworker

D WELKNW 1 199 (0:7)
 Recode - Worker/nonworker recode -
 weeks looking for nonworkers

U All Adults
 V 0 .Children
 V 1 .None (not looking for work)
 V 2 .1 to 4 weeks looking
 V 3 .5 to 14 weeks looking
 V 4 .15 to 26 weeks looking
 V 5 .27 to 39 weeks looking
 V 6 .40 or more weeks looking
 V 7 .Workers

D WEUEMP 1 200 (0:9)
 Recode - Worker/nonworker recode -
 part year worker weeks looking

U All Adults
 V 0 .Not in universe
 V 1 .None
 V 2 .1 to 4 weeks
 V 3 .5 to 10 weeks
 V 4 .11 to 14 weeks
 V 5 .15 to 26 weeks
 V 6 .27 to 39 weeks
 V 7 .40 or more weeks
 V 8 .Full year worker
 V 9 .Nonworker

D EARNER 1 201 (0:2)
 Recode - Earner status

U All Adults
 V 0 .Not in universe
 V 1 .Earner
 V 2 .Nonearner

D CLWK 1 202 (0:5)
 Recode - Longest job class of
 worker recode

U All Adults - WORKYN = 1
 V 0 .Not in universe
 V 1 .Private (includes self-
 employment, inc.)
 V 2 .Government
 V 3 .Self-employed
 V 4 .Without pay
 V 5 .Never worked

DATA SIZE BEGIN

D WECLW 1 203 (0:9)
 Recode - Longest job class of worker
 U All Adults - WORKYN = 1

V 0 .Not in universe
 Agriculture
 V 1 .Wage and salary
 V 2 .Self-employed
 V 3 .Unpaid
 Monagriculture
 V 4 .Private household
 V 5 .Other private
 V 6 .Government
 V 7 .Self-employed
 V 8 .Unpaid
 V 9 .Never worked

D POCU2 2 204 (00:53)
 Recode - Occupation of longest job
 by detailed groups

U All Adults
 V 00 .Children
 Managerial and professional specialty
 occupations
 Executive, administrative, and
 managerial occupations
 V 01 .Officials and administrators,
 V .public administration
 Managers and administrators
 except public administration
 V 03 .Salaried
 V 04 .Self-employed
 V 05 .Management related occupations
 V 06 .Accountants and auditors
 Professional specialty occupations
 V 07 .Engineers: Architects, and
 V .surveyors
 V 08 .Engineers
 V 09 .Natural scientists and
 V .mathematicians
 V 10 .Computer systems analysts and
 V .scientists
 V 11 .Health diagnosing occupations
 V 12 .Physicians and dentists
 V 13 .Health assessment and treating
 V .occupations
 V 14 .Teachers, librarians, and
 V .counselors
 V 15 .Teachers, except postsecondary
 V 16 .Other professional specialty
 V .occupations
 Technical: sales, and administrative
 support occupations
 V 17 .Health technologists and
 V .technicians
 V 18 .Engineering and science
 V .technicians
 V 19 .Technicians, except health,
 V .engineering, and science
 V .Sales occupations
 V 20 .Supervisors and proprietors,
 Sales occupations
 V 21 .Sales representatives,
 V .commodities and finance
 V 22 .Other sales occupations
 Administrative support occupations,
 including clerical
 V 23 .Computer equipment operators
 V 24 .Secretaries, stenographers,
 V .and typists
 V 25 .Financial records processing
 V .occupations

PERSON RECORD

DATA	SIZE	BEGIN	DATA	SIZE	BEGIN
V	26	.Other administrative support	V	08	.Service occupations, except
V		.occupations, including clerical	V		.household and protective
		Service occupations	V	09	.Farming, forestry, and fishing
V	27	.Private household occupations	V		.occupations
V	28	.Service occupations, except	V	10	.Precision production: craft,
V		.protective and household	V		.and repair occupations
V	29	.Food services occupations			Operators, fabricators, and laborers
V	30	.Health service occupations	V	11	.Machine operators, assemblers,
V	31	.Cleaning and building service	V		.and inspectors
V		.occupations	V	12	.Transportation and material
V	32	.Personal service occupations	V		.moving occupations
		Farming, forestry, and fishing occupations	V	13	.Handlers, equipment cleaners,
V	33	.Farm operators and managers	V		.helpers, and laborers
V	34	.Farm occupations, except	V	14	.Armed Forces - currently
V		.managerial	V		.civilian
V	35	.Related agricultural occupations	V	15	.Never worked
V	36	.Forestry and fishing occupations			
		Precision production: craft, and repair	D WEIND	2	208 (00:47)
		occupations			Recode - Industry of longest job by
V	37	.Mechanics and repairers			detailed groups
V	38	.Construction trades and	U All Adults		
		.extractive occupations	V	00	.Children
V	39	.Carpenters	V	01	.Agriculture
		Precision production occupations	V	02	.Mining
V	40	.Supervisors, production	V	03	.Construction
V		.occupations			Manufacturing
V	41	.Precision metal working			Durable goods
V		.occupations	V	04	.Lumber and wood products,
V	42	.Other precision production	V		.except furniture
V		.occupations	V	05	.Furniture and fixtures
		Operators, fabricators, and laborers	V	06	.Stone, clay, glass, concrete
		machine operators, assemblers, and	V		.products
		inspectors			Metal industries
V	43	.Machine operators and tenders	V	07	.Primary metals
V		.except precision	V	08	.Fabricated metals
V	44	.Fabricators, assemblers, and	V	09	.Not specified metal industries
V		.hand working occupations	V	10	.Machinery, except electrical
V	45	.Production inspectors, testers,	V	11	.Electrical machinery,
V		.samplers, and weighers	V		.equipment, supplies
V	46	.Transportation occupations			Transportation equipment
V	47	.Material moving equipment	V	12	.Motor vehicles and equipment
V		.operators			Other transportation equipment
		Handlers, equipment cleaners,	V	13	.Aircraft and parts
		helpers and laborers	V	14	.Other transportation equipment
V	48	.Construction laborers	V	15	.Professional and photo
V	49	.Freight, stock and material	V		.equipment, watches
V		.handlers	V	16	.Toys, amusements, and sporting
V	50	.Other specified handlers,	V		.goods
V		.equipment cleaners and helpers	V	17	.Miscellaneous and not specified
V	51	.Laborers, except construction	V		.manufacturing, industry
V	52	.Armed Forces - currently			Nondurable goods
V		.civilian	V	18	.Food and kindred products
V	53	.Never worked	V	19	.Tobacco manufactures
			V	20	.Textile mill products
D WEMOCC	2	206 (00:15)	V	21	.Apparel and other finished
		Recode - Occupation of longest job	V		.textile products
		by major groups	V	22	.Paper and allied products
U All Adults			V	23	.Printing, publishing, and
V	00	.Children	V		.allied industry
		Managerial and professional specialty	V	24	.Chemicals and allied products
		occupations	V	25	.Petroleum and coal products
V	01	.Executive, administrative, and	V	26	.Rubber and miscellaneous
V		.managerial occupations	V		.plastics products
V	02	.Professional specialty	V	27	.Leather and leather products
V		.occupations			Transportation: communications, and
		Technical, sales, and administrative			other public utilities
		support occupations	V	28	.Transportation
V	03	.Technicians and related			Communication and other public utilities
V		.support occupations	V	29	.Communication
V	04	.Sales occupations	V	30	.Utilities and sanitary services
V	05	.Administrative support			Wholesale and retail trade
V		.occupations, including clerical	V	31	.Wholesale trade
V		.service occupations	V	32	.Retail trade
V	06	.Private household occupations			Finance, insurance, and real estate
V	07	.Protective service occupations	V	33	.Banking and other finance

DATA	SIZE	BEGIN
V	34	.Insurance and real estate Service
V	35	.Private household Miscellaneous services
V	36	.Business services Business and repair services
V	37	.Repair services
V	38	.Personal service except .private household
V	39	.Entertainment and recreation .services
V		Professional and related services
V	40	.Hospitals
V	41	.Health services, except .hospitals
V	42	.Educational services
V	43	.Social services
V	44	.Other professional services
V	45	.Forestry and fisheries
V	46	.Public administration
V	47	.Never worked
D WEMIND	2	210 (00:15)
		Recode - Industry of longest job by major industry group
U All Adults		
V	00	.Not in universe
V	01	.Agriculture, forestry, and .fisheries
V	02	.Mining
V	03	.Construction Manufacturing
V	04	.Durable goods
V	05	.Nondurable goods
V	06	.Transportation, communications .and public utilities
V		Wholesale and retail trade
V	07	.Wholesale trade
V	08	.Retail trade
V	09	.Finance, insurance, and .real estate
V	10	.Business and repair services Personal services
V	11	.Personal services, including .private households
V	12	.Entertainment and recreation .services
V	13	.Professional and related .services
V	14	.Public administration
V	15	.Never worked
D FILLER2	2	212
		Blank Filler

*	Edited Migration Items	*
*	Persons 1+ Years	

D MIGSAME	1	214 (0:2)
		Item 54
		Was ... living in this house 1 year ago
V	0	.Not in universe under 1 year .old
V	1	.Yes
V	2	.No
D GRIN-REG	1	215 (0:5)
		Recode - Region of previous residence
U MIGSAME = 2		
V	0	.Not in universe under 1 year .old/nonmover
V	1	.Northeast
V		.Maine

DATA	SIZE	BEGIN
V		.New Hampshire
V		.Vermont
V		.Massachusetts
V		.Rhode Island
V		.Connecticut
V		.New York
V		.New Jersey
V		.Pennsylvania
V	2	.Midwest
V		.Ohio
V		.Indiana
V		.Illinois
V		.Michigan
V		.Wisconsin
V		.Minnesota
V		.Iowa
V		.Missouri
V		.North Dakota
V		.South Dakota
V		.Nebraska
V		.Kansas
V	3	.South
V		.Delaware
V		.Maryland
V		.District of Columbia
V		.Virginia
V		.West Virginia
V		.North Carolina
V		.South Carolina
V		.Georgia
V		.Florida
V		.Kentucky
V		.Tennessee
V		.Alabama
V		.Mississippi
V		.Arkansas
V		.Louisiana
V		.Oklahoma
V		.Texas
V	4	.West
V		.Montana
V		.Idaho
V		.Wyoming
V		.Colorado
V		.New Mexico
V		.Arizona
V		.Utah
V		.Nevada
V		.Washington
V		.Oregon
V		.California
V		.Alaska
V		.Hawaii
V	5	.Abroad
D GRIN-ST	2	216 (00:56, 96)
		Recode - FIPS State Code from the Grin file
U MIGSAME = 2		
V	00	.Not in universe, nonmover
V	01	.Alabama
V	02	.Alaska
V	04	.Arizona
V	05	.Arkansas
V	06	.California
V	08	.Colorado
V	09	.Connecticut
V	10	.Delaware
V	11	.District of Columbia
V	12	.Florida
V	13	.Georgia
V	15	.Hawaii
V	16	.Idaho
V	17	.Illinois
V	18	.Indiana

PERSON RECORD

DATA	SIZE	BEGIN
V	19	.Iowa
V	20	.Kansas
V	21	.Kentucky
V	22	.Louisiana
V	23	.Maine
V	24	.Maryland
V	25	.Massachusetts
V	26	.Michigan
V	27	.Minnesota
V	28	.Mississippi
V	29	.Missouri
V	30	.Montana
V	31	.Nebraska
V	32	.Nevada
V	33	.New Hampshire
V	34	.New Jersey
V	35	.New Mexico
V	36	.New York
V	37	.North Carolina
V	38	.North Dakota
V	39	.Ohio
V	40	.Oklahoma
V	41	.Oregon
V	42	.Pennsylvania
V	44	.Rhode Island
V	45	.South Carolina
V	46	.South Dakota
V	47	.Tennessee
V	48	.Texas
V	49	.Utah
V	50	.Vermont
V	51	.Virginia
V	53	.Washington
V	54	.West Virginia
V	55	.Wisconsin
V	56	.Wyoming
V	96	.Abroad

 * Migration Recodes *

D MIG-MTR1 2 218 (01:09)
 Migration recode

U Age = 1+
 V 01 .Nonmover
 V 02 .MSA to MSA
 V 03 .MSA to nonMSA
 V 04 .NonMSA to MSA
 V 05 .NonMSA to nonMSA
 V 06 .Abroad to MSA
 V 07 .Abroad to nonMSA
 V 08 .Not in universe
 V .(children under 1 year old)
 V 09 .Not identifiable

D MIG-MTR3 1 220 (1:9)
 Migration recode

U Age = 1+
 V 1 .Nonmover
 V 2 .Same county
 V 3 .Different county, same state
 V 4 .Different state, same division
 V 5 .Different division, same region
 V 6 .Different region
 V 7 .Abroad
 V 8 .Not in universe (children
 V .under 1 yr old)
 V 9 .Not identifiable

DATA SIZE BEGIN
 D MIG-MTR4 2 221 (01:10)
 Migration recode

U Age = 1+
 V 01 .Nonmover
 V 02 .Same county
 V 03 .Different county, same state
 V 04 .Different state in Northeast
 V 05 .Different state in Midwest
 V 06 .Different state in South
 V 07 .Different state in West
 V 08 .Abroad
 V 09 .Not in universe (children
 V .under 1 year old)
 V 10 .Not identifiable

D MIGSUN 1 223 (1:3)
 Migration recode
 Previous residence in sunbelt

North Carolina
 South Carolina
 Georgia
 Florida
 Alabama
 Mississippi
 Louisiana
 Tennessee
 Arkansas
 Oklahoma
 Texas
 New Mexico
 Arizona
 Nevada
 Clark county only
 California (if in the following
 counties: Imperial, Kern,
 Los Angeles, Orange, Riverside,
 San Bernardino, San Diego,
 Santa Barbara, and Ventura)

U MIGSAME = 2
 V 1 .Yes
 V 2 .No
 V 3 .Not in universe
 V .(children less than 1 or
 V .nonmover)

D GRN-PLAC 1 224 (0:4)
 Item 55A
 Metropolitan statistical area status
 description of residence last year

U MIGSAME = 2
 V 0 .Not in universe, nonmover
 V 1 .MSA
 V 2 .Non MSA
 V 3 .Abroad
 V 4 .Not identifiable

D PLACDSCP 1 225 (0:5)
 Item 55A
 Place description of residence last year

U MIGSAME = 2
 V 0 .Not in universe, nonmover
 V 1 .Central city
 V 2 .MSA/PMSA balance
 V 3 .Non MSA/PMSA
 V 4 .Abroad
 V 5 .Not identifiable

DATA SIZE BEGIN

 * Edited and Allocated Income Fields - *
 * Persons 15+ years

D NOEMP 1 226 (0:6)

Item 47

Counting all locations where this employer
 operates, what is the total number of persons
 who work for ...'s employer?

V 0 .Not in universe
 V 1 .Under 10
 V 2 .10 - 24
 V 3 .25 - 99
 V 4 .100 - 499
 V 5 .500 - 999
 V 6 .1000+

 * Source of Income - Earnings *
 * Items 48A through 498 - *
 * Persons 15+ years *

D ERN-YN 1 227 (0:2)

Earnings from longest job recode
 Earnings from employer or net earnings
 from business/ farm after expenses from
 longest job during 19..

V 0 .Not in universe
 V 1 .Yes
 V 2 .No

D ERN-VAL 6 228 (-9999:99999)

Item 48A and B

How much did ... earn from this
 employer before deductions in 19..
 What was ... net earnings from this
 business/ farm after expenses
 during 19..

U ERN-YN = 1
 V 00000 .None or not in universe
 V -9999-99999 .Wages and self-employment

D ERN-SRCE 1 234 (0:4)

Earnings recode
 Source of earnings from longest job.

U ERN-YN = 1
 V 0 .Not in universe
 V 1 .Wage and salary
 V 2 .Self-employment
 V 3 .Farm self-employment
 V 4 .Without pay

D ERN-OTR 1 235 (0:2)

Item 49A

Did ... earn money from other work
 he/she did during 19..

V 0 .Not in universe
 V 1 .Yes
 V 2 .No

D WAGEOTR 1 236 (0:2)

Item 49B

Other wage and salary earnings

U ERN-OTR = 1
 V 0 .Not in universe
 V 1 .Yes
 V 2 .No

DATA SIZE BEGIN

D WS-VAL 5 237 (00000:99999)

Item 49B

Other wage and salary earnings

U ERN-OTR = 1

V 00000 .None or not in universe
 V 00001- .Wage and salary
 99999 .

D WSAL-YN 1 242 (0:2)

Recode

Any wage and salary earnings in
ERN-YN or WAGEOTR

U ERN-YN = 1 or WAGEOTR = 1

V 0 .Not in universe
 V 1 .Yes
 V 2 .No

D WSAL-VAL 6 243 (000000:199998)

Recode - Total wage and salary earnings
 (Combined amounts in ERN-VAL, if
 ERN-SRCE=1, and WS-VAL

U ERN-YN = 1 or WAGEOTR = 1

V 000000 .None or not in universe
 V 000001- .Wage and salary
 199998 .

D SEOTR 1 249 (0:2)

Item 49B

Other work - Own business
self-employment

U ERN-OTR = 1

V 0 .Not in universe
 V 1 .Yes
 V 2 .No

D SE-VAL 5 250 (-9999:99999)

Item 49B

Other work - own business
self-employment earnings

U SEOTR = 1

V 00000 .None or not in universe
 V -9999-99999 .Own business self employment

D SEMP-YN 1 255 (0:2)

Recode - Any own business
 self-employment in ERN-YN or SEOTR

U ERN-YN = 1 or SEOTR = 1

V 0 .Not in universe
 V 1 .Yes
 V 2 .No

D SEMP-VAL 6 256 (-9999:199998)

Total own business self-employment
 earnings (Combined amounts in ERN-VAL,
 if ERN-SRCE=2, and SE-VAL)

U ERN-YN = 1 or SEOTR = 1

V 000000 .None or not in universe
 V -9999- .Own business self employment
 V 199998 .

D FRMOTR 1 262 (0:2)

Item 49B

Farm self-employment

U FRMOTR = 1

V 0 .Not in universe
 V 1 .Yes
 V 2 .No

D FRM-VAL 5 263 (-9999:99999)

Item 49B

Farm self-employment earnings

U FRMOTR = 1

V 00000 .None or not in universe
 V -9999- .Farm self-employment
 99999 .

PERSON RECORD

DATA SIZE BEGIN

D FRSE-YN 1 268 (0:2)
 Any own farm self-employment in
 ERN-YN or FRMOTR
 U ERN-YN = 1 or FRMOTR = 1
 V 0 .Not in universe
 V 1 .Yes
 V 2 .No

D FRSE-VAL 6 269 (-9999:199998)
 Recode - Total amount of farm
 self-employment earnings
 (Combined amounts in ERN-VAL, if
 ERN-SRCE=3, and FRM-VAL
 U ERN-YN = 1 or FRMOTR = 1
 V 000000 .None or not in universe
 V -9999- .Farm self employment
 V 199998 .

 * Source of Income *
 * Unemployment Compensation *

D UC-YN 1 275 (0:2)
 Item 52A
 At any time during 19.. did ... receive
 any state or federal unemployment
 compensation
 V 0 .Not in universe
 V 1 .Yes
 V 2 .No

D SUBUC 1 276 (0:2)
 Item 52A
 At any time during 19.. did ... receive
 any supplemental unemployment benefits
 U UC-YN = 1
 V 0 .Not in universe
 V 1 .Yes
 V 2 .No

D STRKUC 1 277 (0:2)
 Item 52A
 At any time during 19.. did ... receive
 any union unemployment or strike benefits
 U UC-YN = 1
 V 0 .Not in universe
 V 1 .Yes
 V 2 .No

D UC-VAL 5 278 (00000:99999)
 Item 52B
 How much did ... receive in unemployment
 benefits during 19..
 U UC-YN = 1
 V 000000 .None or not in universe
 V 00001- .Unemployment compensation
 V 99999 .

 * Source of Income - Worker's Compensation *

D WC-YN 1 283 (0:2)
 Item 53A
 During 19.. did ... receive any
 worker's compensation payments or
 other payments as a result of a
 job related injury or illness
 V 0 .Not in universe
 V 1 .Yes
 V 2 .No

DATA SIZE BEGIN

D WC-TYPE 1 284 (0:4)
 Item 53B
 What was source of these payments
 U WC-YN = 1
 V 0 .Not in universe
 V 1 .State workers compensation
 V 2 .Employer or employers insurance
 V 3 .Own insurance
 V 4 .Other

D WC-VAL 5 285 (00000:99999)
 Item 53C
 How much compensation did ... receive
 during 19..
 U WC-YN = 1
 V 00000 .None or not in universe
 V 00001- .Worker's compensation
 V 99999 .

 * Source of Income *
 * Social Security Income *

D SS-YN 1 290 (0:2)
 Item 56B
 Did ... receive S.S.
 U HSS-YN = 1
 V 0 .Not in universe
 V 1 .Yes
 V 2 .No

D SS-VAL 5 291 (00000:29999)
 Item 56C
 How much did ... receive in Social
 Security payments during 19..
 U SS-YN = 1
 V 000000 .None or not in universe
 V 00001-
 V 29999 .Social Security

 * Source of Income *
 * Supplemental Security Income *

D SSI-YN 1 296 (0:2)
 Item 57B
 Did ... receive SSI
 U HSSI-YN = 1
 V 0 .Not in universe
 V 1 .Yes
 V 2 .No

D SSI-VAL 4 297 (0000:9999)
 Item 57C
 How much did ... receive in supplemental
 security income during 19..
 U SSI-YN = 1
 V 0000 .None or not in universe
 V 0001-9999 .Supplemental security income

 * Source of Income *
 * Public Assistance or Welfare *

D PAW-YN 1 301 (0:2)
 Item 59B
 Did ... receive public assistance
 U HPAW-YN = 1
 V 0 .Not in universe
 V 1 .Yes
 V 2 .No

DATA SIZE BEGIN

D PAW-TYP 1 302 (0:3)
 Item 59C
 Did ... receive AFDC or some other type
 of assistance

U PAW-YN = 1
 V 0 .Not in universe
 V 1 .AFCD (ADC)
 V 2 .Other
 V 3 .Both

D PAW-MON 2 303 (00:12)
 Item 59D
 In how many months of 19.. did ...
 receive public assistance payment

U PAW-YN = 1
 V 00 .Not in universe
 V 01 .One
 V ...
 V 12 .Twelve

D PAW-VAL 5 305 (00000:19999)
 Item 59E
 How much did ... receive in public
 assistance or welfare during 19..

U PAW-YN = 1
 V 00000 .None or not in universe
 V 00001- .Public assistance income
 V 19999 .

 * Source of Income *
 * Veterans' Administration Benefits *

D VET-YN 1 310 (0:2)
 Item 60B
 Did ... receive veterans' payments

U HVET-YN = 1
 V 0 .Not in universe
 V 1 .Yes
 V 2 .No

 * VET-TYP1 through VET-TYP5 *
 * What type of veterans payments *
 * did receive *

D VET-TYP1 1 311 (0:2)
 Item 60C
 Disability Compensation

U VET-YN = 1
 V 0 .Not in universe
 V 1 .Yes
 V 2 .No

D VET-TYP2 1 312 (0:2)
 Item 60C
 Survivor Benefits

U VET-YN = 1
 V 0 .Not in universe
 V 1 .Yes
 V 2 .No

D VET-TYP3 1 313 (0:2)
 Item 60C
 Veterans' Pension

U VET-YN = 1
 V 0 .Not in universe
 V 1 .Yes
 V 2 .No

DATA SIZE BEGIN

D VET-TYP4 1 314 (0:2)
 Item 60C
 Education assistance

U VET-YN = 1
 V 0 .Not in universe
 V 1 .Yes
 V 2 .No

D VET-TYP5 1 315 (0:2)
 Item 60C
 Other Veterans' payments

U VET-YN = 1
 V 0 .Not in universe
 V 1 .Yes
 V 2 .No

D VET-QVA 1 316 (0:2)
 Item 60D
 Is ... required to fill out an
 annual income questionnaire for
 the Veterans' Administration

U VET-YN = 1
 V 0 .Not in universe
 V 1 .Yes
 V 2 .No

D VET-VAL 5 317 (00000:29999)
 Item 60E
 How much did ... receive from
 Veteran's Administration during 19..

U VET-YN = 1
 V 00000 .None or not in universe
 V 1-29999 = Veterans' payments

 * Source of Income -- Survivor's Income *

D SUR-YN 1 322 (0:2)
 Item 61B
 Other than Social Security or
 VA benefits did ... receive and income
 in 19.. from survivor or widow's
 pensions, estates, trusts, annuities
 or any other survivors benefits

U HSUR-YN = 1
 V 0 .Not in universe
 V 1 .Yes
 V 2 .No

D SUR-SC1 2 323 (00:10)
 Item 61C
 What was the source of this income
 Survivor's income - source 1

U SUR-YN = 1
 V 00 .None or not in universe
 V 01 .Company or union survivor
 .pension
 V 02 .Federal government
 V 03 .US Military Retirement
 .survivor pension
 V 04 .State or local gov't survivor
 .pension
 V 05 .US Railroad Retirement
 .survivor pension
 V 06 .Worker's Compensation survivor
 V 07 .Not used
 V 08 .Regular payments from estates
 .or trusts
 V 09 .Regular payments from annuities or
 .paid-up life insurance
 V 10 .Other or don't know

PERSON RECORD

DATA SIZE BEGIN

D SUR-SC2 2 325 (00:10)
 Item 61D
 Any other pension or retirement income
 Survivor's income - source 2
 (See source types in SUR-SC1 above)

U SUR-YN = 1

D SUR-VAL1 5 327 (00000:99999)
 Item 61E
 How much did ... receive from source 1
 (See SUR-SC1) during 19..
 Survivor's income - source 1

U SUR-YN = 1

V 00000 .None or not in universe
 V 00001-
 V 99999 .Survivor's income - source 1

D SUR-VAL2 5 332 (00000:99999)
 Item 61G
 How much did ... receive from source 2
 (See SUR-SC2) during 19..
 Survivor's income - source 2

U SUR-SC2 = 1+

V 00000 .None or not in universe
 V 00001-
 V 99999 .Survivor's income - source 1

D SRVS-VAL 6 337 (000000:199998)
 Recode total amount of survivor's
 income received
 (Combined amounts in SUR-VAL1 and
 SUR-VAL2)

V 000000 .None or not in universe
 V 000001- .Survivor's income
 199998 .

 * Source of Income -- Disability Income *

D DIS-HP 1 343 (0:2)
 Item 62B
 Does ... have a health problem or a
 disability which prevents him/her from
 working or which limits the kind or
 amount of work

U HDIS-YN = 1

V 0 .Not in universe
 V 1 .Yes
 V 2 .No

D DIS-CS 1 344 (0:2)
 Item 62C
 Did ... retire or leave a job for
 health reasons

U HDIS-YN = 1

V 0 .Not in universe
 V 1 .Yes
 V 2 .No

D DIS-YN 1 345 (0:2)
 Item 64B
 Other than social security or
 VA benefits did ... receive
 any income in 19.. as a result of
 health problems

U DIS-HP = 1 or DIS-CS = 1

V 0 .Not in universe
 V 1 .Yes
 V 2 .No

DATA SIZE BEGIN

D DIS-SC1 2 346 (00:10)
 Item 64C
 What was the source of income
 disability income - source 1

U DIS-YN = 1

V 00 .Not in universe
 V 01 .Worker's compensation
 V 02 .Company or union disability
 V 03 .Federal government disability
 V 04 .US Military Retirement Disability
 V 05 .State or local gov't employee
 .disability
 V 06 .US Railroad Retirement Disability
 V 07 .Accident or disability insurance
 V 08 .Not used
 V 09 .Not used
 V 10 .Other or don't know

D DIS-SC2 2 348 (00:10)
 Item 64C
 Any other disability income
 Disability income - source 2
 (see DIS-SC1 for sources of disability)

U DIS-YN = 1

D DIS-VAL1 5 350 (00000:99999)
 Item 64E
 How much did ... receive from source 1
 (See DIS-SC1) during 19..

U DIS-SC1 = 1+

V 00000 .None or not in universe
 V 00001- .Disability income
 V 99999 .

D DIS-VAL2 5 355 (00000:99999)
 Item 64G
 How much did ... receive from source 2
 (See DIS-SC2) during 19..

U DIS-SC2 = 1+

V 00000 .None or not in universe
 V 00001- .Disability income
 V 99999 .

D DSAB-VAL 6 360 (000000:199998)
 Recode total amount of disability
 income received (Combined amounts in
 DIS-VAL1 and DIS-VAL2)

V 000000 .None or not in universe
 V 000001- .Disability income
 V 199998 .

 * Source of Income -- Retirement Income *

D RET-YN 1 366 (0:2)
 Item 65B
 Other than Social Security or VA
 benefits, did ... receive
 any pension or retirement income

U HRET-YN = 1

V 0 .Not in universe
 V 1 .Yes
 V 2 .No

DATA SIZE BEGIN

D RET-SC1 1 367 (0:8)
 Item 65C
 What was the source of retirement
 income
 Retirement income - source 1
 U RET-YN = 1
 V 0 .None or not in universe
 V 1 .Company or union pension
 V 2 .Federal government retirement
 V 3 .US military retirement
 V 4 .State or local government
 .retirement
 V 5 .US Railroad Retirement
 V 6 .Regular payments from annuities
 .or paid insurance policies
 V 7 .Regular payments from IRA
 .KEOGH, or 401(K) accounts
 V 8 .Other sources or don't know

D RET-SC2 1 368 (0:8)
 Item 65C
 Any other retirement income
 Retirement income - source 2
 (see RET-SC1 for sources of
 retirement)
 U RET-YN = 1

D RET-VAL1 5 369 (00000:99999)
 Item 65E
 How much did ... receive from source
 type 1 (see RET-SC1) during 19..
 U RET-SC1 = 1+
 V 00000 .None or not in universe
 V 00001- .Retirement income
 V 99999 .

D RET-VAL2 5 374 (00000:99999)
 Item 65G
 How much did ... receive from
 source type 2 (see RET-SC1) during 19..
 U RET-SC2 = 1+
 V 00000 .None or not in universe
 V 00001-99999 = retirement income

D RTM-VAL 6 379 (000000:199998)
 Recode total amount of retirement
 income received (combined amounts in
 RET-VAL1 and RET-VAL2)
 V 000000 .None or not in universe
 V 000001- .Retirement income
 V 199998 .

 * Source of Income -- Interest Income *

D INT-YN 1 385 (0:2)
 Item 66B
 Did ... receive Interest
 U HINT-YN = 1
 V 0 .Not in universe
 V 1 .Yes
 V 2 .No

D INT-VAL 5 386 (00000:99999)
 Item 66C
 How much did ... receive in interest
 from these sources during 19..
 including small amounts credited to
 accounts
 U INT-YN = 1
 V 000000 .None or not in universe
 V 00001- .Interest income
 V 99999 .

DATA SIZE BEGIN

 * Source of Income -- Dividends Income *

D DIV-YN 1 391 (0:2)
 Item 67B
 Did ... receive dividends
 U HDIV-YN = 1
 V 0 .Not in universe
 V 1 .Yes
 V 2 .No

D DIV-NON 1 392 (0:1)
 Item 67C
 No dividends received
 U DIV-YN = 1
 V 0 .Not in universe
 V 1 .None

D DIV-VAL 5 393 (00000:99999)
 Item 67C
 How much did ... receive in dividends
 from stocks (mutual funds) during 19..
 U DIV-YN = 1
 V 00000 .None or not in universe
 V 00001- .Dividends
 V 99999 .

 * Source of Income -- Rent Income *

D RNT-YN 1 398 (0:2)
 Item 68B
 Did ... receive rental income
 U HRNT-YN = 1
 V 0 .Not in universe
 V 1 .Yes
 V 2 .No

D RNT-VAL 5 399 (-9999:99999)
 Item 68C
 How much did ... receive in income
 from rent after expenses during 19..
 U RNT-YN = 1
 V 00000 .None or not in universe
 V -9999- .Rental income
 V 99999 .

 * Source of Income *
 * Education Assistance *

D ED-YN 1 404 (0:2)
 Item 69C
 Did ... receive educational assistance
 U HED-YN = 1
 V 0 .Not in universe
 V 1 .Yes
 V 2 .No

D OED-TYP1 1 405 (0:2)
 Item 69D(1) and (2)
 Source of educational assistance
 government assistance
 U ED-YN = 1
 V 0 .Not in universe
 V 1 .Yes
 V 2 .No

PERSON RECORD

DATA SIZE BEGIN

D OED-TYP2 1 406 (0:2)
 Item 690(3)
 Source of educational assistance
 scholarships, grants etc. from the school

U ED-YN = 1
 V 0 .Not in universe
 V 1 .Yes
 V 2 .No

D OED-TYP3 1 407 (0:2)
 Item 690(4)
 Source of educational assistance
 other assistance(employers
 friends, etc.)

U ED-YN = 1
 V 0 .Not in universe
 V 1 .Yes
 V 2 .No

D ED-VAL 5 408 (00000:99999)
 Item 69H
 Total amount of educational
 assistance received

U ED-YN = 1
 V 00000 .None or not in universe
 V 00001- .Educational assistance
 V 99999 .

D FILLER 1 413
 Blank Filler

 * Source of Income -- Child support *

D CSP-YN 1 414 (0:2)
 Item 70B
 Did ... receive child support payments

U HCSP-YN = 1
 V 0 .Not in universe
 V 1 .Yes
 V 2 .No

D CSP-VAL 5 415 (00000:99999)
 Item 70C
 How much did ... receive in child
 support payments

U CSP-YN = 1
 V 00000 .None or not in universe
 V 00001- .Child support
 V 99999 .

 * Source of Income -- Alimony *

D ALM-YN 1 420 (0:2)
 Item 71B
 Did ... receive alimony payments

U HALM-YN = 1
 V 0 .Not in universe
 V 1 .Yes
 V 2 .No

D ALM-VAL 5 421 (00000:99999)
 Item 71C
 How much did ... receive in alimony
 income during 19..

U ALM-YN = 1
 V 00000 .None or not in universe
 V 00001- .Alimony income
 V 99999 .

DATA SIZE BEGIN

 * Source of Income
 * Financial Assistance *

D FIN-YN 1 426 (0:2)
 Item 72B
 Did ... receive financial assistance

U HFIN-YN = 1
 V 0 .Not in universe
 V 1 .Yes
 V 2 .No

D FIN-VAL 5 427 (00000:99999)
 Item 72C
 How much did ... receive in financial
 assistance income during 19..

U FIN-YN = 1
 V 00000 .None or not in universe
 V 00001- .Financial assistance income
 V 99999 .

 * Source of Income -- Other Income *

D OI-OFF 2 432 (00:19)
 Item 73C

U OI-YN = 1
 V 00 .Not in universe
 V 01 .Social Security
 V 02 .Private pensions
 V 03 .AFDC
 V 04 .Other public assistance
 V 05 .Interest
 V 06 .Dividends
 V 07 .Rents or royalties
 V 08 .Estates or trusts
 V 09 .State disability payments
 V 10 .Disabilty payments (own insur.)
 V 11 .Unemployment compensation
 V 12 .Strike benefits
 V 13 .Annuities or paid up insurance
 V 14 .Not income
 V 15 .Longest job
 V 16 .Wages or salary
 V 17 .Nonfarm self-employment
 V 18 .Farm self-employment
 V 19 .Anything else

D OI-YN 1 434 (0:2)
 Item 73B
 Did ... receive other income

U HOI-YN = 1
 V 0 .Not in universe
 V 1 .Yes
 V 2 .No

D OI-VAL 5 435 (00000:99999)
 Item 73D
 How much did ... receive in other
 incomes

U OI-YN = 1
 V 00000 .None or not in universe
 V 00001- .Other income
 V 99999 .

 * Summary Income Values by Type *

PERSON RECORD

DATA SIZE BEGIN

D HIEMP 1 474 (0:2)
 Item 75D
 Was this health insurance plan
 offered through ...'s current or former
 employer or union

U HIOWN = 1
 V 0 .Not in universe
 V 1 .Yes
 V 2 .No

D HIPAID 1 475 (0:3)
 Item 75E
 Did ...'s employer or union pay for
 all, part, or none of the cost of
 this health plan

U HIEMP = 1
 V 0 .Not in universe
 V 1 .All
 V 2 .Part
 V 3 .None

 * HIELSE1 through HIELSE5
 * Other than ... who else in this *
 * household was covered by this health *
 * insurance policy

D HIELSE1 1 476 (0:2)

Item 75F
 Spouse
 U HIOWN = 1
 V 0 .Not in universe
 V 1 .Yes
 V 2 .No

D HIELSE2 1 477 (0:2)

Item 75F
 Children in household
 U HIOWN = 1
 V 0 .Not in universe
 V 1 .Yes
 V 2 .No

D HIELSE3 1 478 (0:2)

Item 75F
 Children not in household
 U HIOWN = 1
 V 0 .Not in universe
 V 1 .Yes
 V 2 .No

D HIELSE4 1 479 (0:2)

Item 75F
 Other
 U HIOWN = 1
 V 0 .Not in universe
 V 1 .Yes
 V 2 .No

D HIELSE5 1 480 (0:2)

Item 75F
 Self only (No one else)
 U HIOWN = 1
 V 0 .Not in universe
 V 1 .Yes
 V 2 .No

DATA SIZE BEGIN

D WRK-CK 1 481 (0:2)

Item 76
 Interviewer check item
 worked last year
 U WORKYN = 1 or WTEMP = 1
 V 0 .Not in universe
 V 1 .Yes
 V 2 .No

D PENPLAN 1 482 (0:2)

Item 76A
 Other than Social Security did the
 employer or union that ... worked for
 in 19.. have a pension or other
 type of retirement plan for any of the
 employees

U WRK-CK = 1
 V 0 .Not in universe
 V 1 .Yes
 V 2 .No

D PENINCL 1 483 (0:2)

Item 76B
 Was ... included in that plan
 U PENPLAN = 1
 V 0 .Not in universe
 V 1 .Yes
 V 2 .No

D COV-GH 1 484 (1:2)

(See CH-HI = 2 for additional
 coverage of children < 15)
 Recode - Includes dependents included
 in group health
 U All persons
 V 1 .Yes
 V 2 .No

D COV-HI 1 485 (1:2)

(See CH-HI = 1 for additional
 coverage of children < 15)
 Recode - Includes dependents covered
 by private health insurance
 U All persons
 V 1 .Yes
 V 2 .No

D CH-MC 1 486 (0:2)

Item 80
 Recode - Child covered by Medicare or
 Medicaid. (Is interpreted in Census
 Bureau tabulations as Medicaid.)
 U A-AGE less than 15
 V 0 .Not child's record
 V 1 .Yes
 V 2 .No

D CH-HI 1 487 (0:3)

Items 81-81A
 Recode - Child covered by health
 insurance.
 U A-AGE less than 15
 V 0 .Not child's record
 V 1 .Covered by person in household
 V .(Interpreted by Census Bureau
 V .as private health)
 V 2 .Covered by person outside of
 V .household
 V .(Interpreted by Census Bureau
 V .as group health)
 V 3 .Not covered

DATA	SIZE	BEGIN

* Allocation Flags for Basic CPS *		
* Edited and Allocated Items *		

D AXLINENO	1	488 (0:3)
Line number allocation flag		
V	0	.No change
V	2	.Blank to value
V	3	.Value to value
D AXRRP	1	489 (0:5)
Relationship to reference person allocation flag		
V	0	.No change
V	2	.Blank to value
V	3	.Value to value
V	5	.Value to value - no error
D AXPARENT	1	490 (0:5)
Parent's line number allocation flag		
V	0	.No change
V	2	.Blank to value
V	3	.Value to value
V	5	.Value to value - no error
D AXAGE	1	491 (0:4)
Age allocation flag		
V	0	.No change
V	2	.Blank to value
V	4	.Allocated
D AXMARITL	1	492 (0:5)
Marital status allocation flag		
V	0	.No change
V	2	.Blank to value
V	3	.Value to value
V	4	.Allocated
V	5	.Value to value - no error
D AXSPOUSE	1	493 (0:5)
Spouse's line number allocation flag		
V	0	.No change
V	2	.Blank to value
V	3	.Value to value
V	5	.Value to value - no error
D AXSEX	1	494 (0:4)
Sex allocation flag		
V	0	.No change
V	2	.Blank to value
V	3	.Value to value
V	4	.Allocated
D AXVET	1	495 (0:4)
Veteran status allocation flag		
V	0	.No change
V	2	.Blank to value
V	3	.Value to value
V	4	.Allocated
D AXHGA	1	496 (0:4)
Highest grade attended allocation flag		
V	0	.No change
V	4	.Allocated
D AXHGC	1	497 (0:2)
Highest grade completed allocation flag		
V	0	.No change
V	2	.Blank to value
D AXRACE	1	498 (0:4)
Race allocation flag		
V	0	.No change
V	2	.Blank to value
V	4	.Allocated

DATA	SIZE	BEGIN
D AXORIGIN	1	499 (0:8)
Origin allocation flag		
V	0	.No change
V	2	.Blank to value
V	5	.Value to value - no error
V	8	.Blank to n/a code
D AXLFSR	1	500 (0:4)
Labor force status recode allocation flag		
V	0	.No change or children
V		.or Armed Forces
V	1	.Value to blank
V	2	.Blank to value
V	3	.Value to value
V	4	.Allocated
D AXMAJACT	1	501 (0:4)
V	0	.No change or children
V		.or Armed Forces
V	1	.Value to blank
V	2	.Blank to value
V	3	.Value to value
V	4	.Allocated
D AXANYMK	1	502 (0:4)
V	0	.No change or children
V		.or Armed Forces
V	1	.Value to blank
V	2	.Blank to value
V	3	.Value to value
V	4	.Allocated
D AXHRS	1	503 (0:4)
V	0	.No change or children
V		.or Armed Forces
V	1	.Value to blank
V	2	.Blank to value
V	3	.Value to value
V	4	.Allocated
D AXHRSCHK	1	504 (0:4)
V	0	.No change or children
V		.or Armed Forces
V	1	.Value to blank
V	2	.Blank to value
V	3	.Value to value
V	4	.Allocated
D AXJSLFT	1	505 (0:4)
V	0	.No change or children
V		.or Armed Forces
V	1	.Value to blank
V	2	.Blank to value
V	3	.Value to value
V	4	.Allocated
D AXFTREAS	1	506 (0:4)
V	0	.No change or children
V		.or Armed Forces
V	1	.Value to blank
V	2	.Blank to value
V	3	.Value to value
V	4	.Allocated
D AXLOSTIM	1	507 (0:4)
V	0	.No change or children
V		.or Armed Forces
V	1	.Value to blank
V	2	.Blank to value
V	3	.Value to value
V	4	.Allocated

PERSON RECORD

DATA	SIZE	BEGIN	DATA	SIZE	BEGIN
D AXQVRTIM	1	508 (0:4)	D AXLKFTPT	1	517 (0:4)
V	0	.No change or children	V	0	.No change or children
V		.or Armed Forces	V		.or Armed Forces
V	1	.Value to blank	V	1	.Value to blank
V	2	.Blank to value	V	2	.Blank to value
V	3	.Value to value	V	3	.Value to value
V	4	.Allocated	V	4	.Allocated
D AXJOBABS	1	509 (0:4)	D AXAVAIL	1	518 (0:4)
V	0	.No change or children	V	0	.No change or children
V		.or Armed Forces	V		.or Armed Forces
V	1	.Value to blank	V	1	.Value to blank
V	2	.Blank to value	V	2	.Blank to value
V	3	.Value to value	V	3	.Value to value
V	4	.Allocated	V	4	.Allocated
D AXWHYABS	1	510 (0:4)	D AXWHYNA	1	519 (0:4)
V	0	.No change or children	V	0	.No change or children
V		.or Armed Forces	V		.or Armed Forces
V	1	.Value to blank	V	1	.Value to blank
V	2	.Blank to value	V	2	.Blank to value
V	3	.Value to value	V	3	.Value to value
V	4	.Allocated	V	4	.Allocated
D AXPAYABS	1	511 (0:4)	D AXWHENLJ	1	520 (0:4)
V	0	.No change or children	V	0	.No change or children
V		.or Armed Forces	V		.or Armed Forces
V	1	.Value to blank	V	1	.Value to blank
V	2	.Blank to value	V	2	.Blank to value
V	3	.Value to value	V	3	.Value to value
V	4	.Allocated	V	4	.Allocated
D AXFTABS	1	512 (0:4)	D AXIND	1	521 (0:4)
V	0	.No change or children	V	0	.No change or children
V		.or Armed Forces	V		.or Armed Forces
V	1	.Value to blank	V	1	.Value to blank
V	2	.Blank to value	V	2	.Blank to value
V	3	.Value to value	V	3	.Value to value
V	4	.Allocated	V	4	.Allocated
D AXLKWK	1	513 (0:4)	D AXOCC	1	522 (0:4)
V	0	.No change or children	V	0	.No change or children
V		.or Armed Forces	V		.or Armed Forces
V	1	.Value to blank	V	1	.Value to blank
V	2	.Blank to value	V	2	.Blank to value
V	3	.Value to value	V	3	.Value to value
V	4	.Allocated	V	4	.Allocated
D AXMTHD	1	514 (0:4)	D AXCLSWKR	1	523 (0:4)
V	0	.No change or children	V	0	.No change or children
V		.or Armed Forces	V		.or Armed Forces
V	1	.Value to blank	V	1	.Value to blank
V	2	.Blank to value	V	2	.Blank to value
V	3	.Value to value	V	3	.Value to value
V	4	.Allocated	V	4	.Allocated
D AXWHYLK	1	515 (0:4)	D FILLER	2	524
V	0	.No change or children			Blank Filler
V		.or Armed Forces			
V	1	.Value to blank	D AXNLFLJ	1	526 (0:4)
V	2	.Blank to value	V	0	.No change or children
V	3	.Value to value	V		.or Armed Forces
V	4	.Allocated	V	1	.Value to blank
			V	2	.Blank to value
D AXWKSJK	1	516 (0:4)	V	3	.Value to value
V	0	.No change or children	V	4	.Allocated
V		.or Armed Forces			
V	1	.Value to blank	D AXWHYLFY	1	527 (0:4)
V	2	.Blank to value	V	0	.No change or children
V	3	.Value to value	V		.or Armed Forces
V	4	.Allocated	V	1	.Value to blank
			V	2	.Blank to value
			V	3	.Value to value
			V	4	.Allocated

DATA	SIZE	BEGIN
D AXWANTJB	1	528 (0:4)
V	0	.No change or children
V		.or Armed Forces
V	1	.Value to blank
V	2	.Blank to value
V	3	.Value to value
V	4	.Allocated
D AXWHYML	1	529 (0:4)
V	0	.No change or children
V		.or Armed Forces
V	1	.Value to blank
V	2	.Blank to value
V	3	.Value to value
V	4	.Allocated
D AXINTEND	1	530 (0:4)
V	0	.No change or children
V		.or Armed Forces
V	1	.Value to blank
V	2	.Blank to value
V	3	.Value to value
V	4	.Allocated
D FILLER	1	531
		Blank Filler
D AXUSLHRS	1	532 (0:4)
V	0	.No change or children
V		.or Armed Forces
V	1	.Value to blank
V	2	.Blank to value
V	3	.Value to value
V	4	.Allocated
D AXHRLYWK	1	533 (0:4)
V	0	.No change or children
V		.or Armed Forces
V	1	.Value to blank
V	2	.Blank to value
V	3	.Value to value
V	4	.Allocated
D AXHRSPAY	1	534 (0:4)
V	0	.No change or children
V		.or Armed Forces
V	1	.Value to blank
V	2	.Blank to value
V	3	.Value to value
V	4	.Allocated
D AXGRSWK	1	535 (0:4)
V	0	.No change or children
V		.or Armed Forces
V	1	.Value to blank
V	2	.Blank to value
V	3	.Value to value
V	4	.Allocated
D AXJNMEN	1	536 (0:4)
V	0	.No change or children
V		.or Armed Forces
V	1	.Value to blank
V	2	.Blank to value
V	3	.Value to value
V	4	.Allocated
D AXJNCOV	1	537 (0:4)
V	0	.No change or children
V		.or Armed Forces
V	1	.Value to blank
V	2	.Blank to value
V	3	.Value to value
V	4	.Allocated

DATA	SIZE	BEGIN
D AXENRCHK	1	538 (0:4)
V	0	.No change or children
V		.or Armed Forces
V	1	.Value to blank
V	2	.Blank to value
V	3	.Value to value
V	4	.Allocated
D AXENRLW	1	539 (0:4)
V	0	.No change or children
V		.or Armed Forces
V	1	.Value to blank
V	2	.Blank to value
V	3	.Value to value
V	4	.Allocated
D AXNSCOL	1	540 (0:4)
V	0	.No change or children
V		.or Armed Forces
V	1	.Value to blank
V	2	.Blank to value
V	3	.Value to value
V	4	.Allocated
D AXFTPT	1	541 (0:4)
V	0	.No change or children
V		.or Armed Forces
V	1	.Value to blank
V	2	.Blank to value
V	3	.Value to value
V	4	.Allocated

* Allocation Flags for March Supplement *		
* Edited and Allocated Items *		

D I-ERNYN	1	542 (0:1)
V	0	.No change or children
V	1	.Allocated
D I-ERNVAL	1	543 (0:1)
V	0	.No change or children
V	1	.Allocated
D I-WSYN	1	544 (0:1)
V	0	.No change or children
V	1	.Allocated
D I-WSVAL	1	545 (0:1)
V	0	.No change or children
V	1	.Allocated
D I-SEYN	1	546 (0:1)
V	0	.No change or children
V	1	.Allocated
D I-SEVAL	1	547 (0:1)
V	0	.No change or children
V	1	.Allocated
D I-FRMYN	1	548 (0:1)
V	0	.No change or children
V	1	.Allocated
D I-FRMVAL	1	549 (0:1)
V	0	.No change or children
V	1	.Allocated
D I-UCYN	1	550 (0:1)
V	0	.No change or children
V	1	.Allocated

PERSON RECORD

DATA	SIZE	BEGIN
D I-UCVAL	1	551 (0:1)
V	0	.No change or children
V	1	.Allocated
D I-WCYM	1	552 (0:1)
V	0	.No change or children
V	1	.Allocated
D I-WCTYP	1	553 (0:1)
V	0	.No change or children
V	1	.Allocated
D I-WCVAL	1	554 (0:1)
V	0	.No change or children
V	1	.Allocated
D I-SSYN	1	555 (0:1)
V	0	.No change or children
V	1	.Allocated
D I-SSVAL	1	556 (0:1)
V	0	.No change or children
V	1	.Allocated
D I-SSIYN	1	557 (0:1)
V	0	.No change or children
V	1	.Allocated
D I-SSIVAL	1	558 (0:1)
V	0	.No change or children
V	1	.Allocated
D I-PAWYN	1	559 (0:1)
V	0	.No change or children
V	1	.Allocated
D I-PAWTYP	1	560 (0:1)
V	0	.No change or children
V	1	.Allocated
D I-PAWVAL	1	561 (0:1)
V	0	.No change or children
V	1	.Allocated
D I-PAWMO	1	562 (0:1)
V	0	.No change or children
V	1	.Allocated
D I-VETYN	1	563 (0:1)
V	0	.No change or children
V	1	.Allocated
D I-VETYP	1	564 (0:1)
V	0	.No change or children
V	1	.Allocated
D I-VETVAL	1	565 (0:1)
V	0	.No change or children
V	1	.Allocated
D I-VETQVA	1	566 (0:1)
V	0	.No change or children
V	1	.Allocated
D I-SURYN	1	567 (0:1)
V	0	.No change or children
V	1	.Allocated
D I-SURTYP	1	568 (0:1)
V	0	.No change or children
V	1	.Allocated
D I-SURSC1	1	569 (0:1)
V	0	.No change or children
V	1	.Allocated

DATA	SIZE	BEGIN
D I-SURSC2	1	570 (0:1)
V	0	.No change or children
V	1	.Allocated
D I-SURVL1	1	571 (0:1)
V	0	.No change or children
V	1	.Allocated
D I-SURVL2	1	572 (0:1)
V	0	.No change or children
V	1	.Allocated
D I-DISSC1	1	573 (0:1)
V	0	.No change or children
V	1	.Allocated
D I-DISSC2	1	574 (0:1)
V	0	.No change or children
V	1	.Allocated
D I-DISHP	1	575 (0:1)
V	0	.No change or children
V	1	.Allocated
D I-DISCS	1	576 (0:1)
V	0	.No change or children
V	1	.Allocated
D I-DISYN	1	577 (0:1)
V	0	.No change or children
V	1	.Allocated
D I-DISTYP	1	578 (0:1)
V	0	.No change or children
V	1	.Allocated
D I-DISVL1	1	579 (0:1)
V	0	.No change or children
V	1	.Allocated
D I-DISVL2	1	580 (0:1)
V	0	.No change or children
V	1	.Allocated
D I-RETYN	1	581 (0:1)
V	0	.No change or children
V	1	.Allocated
D I-RETSC1	1	582 (0:1)
V	0	.No change or children
V	1	.Allocated
D I-RETSC2	1	583 (0:1)
V	0	.No change or children
V	1	.Allocated
D I-RETVL1	1	584 (0:1)
V	0	.No change or children
V	1	.Allocated
D I-RETVL2	1	585 (0:1)
V	0	.No change or children
V	1	.Allocated
D I-INTYN	1	586 (0:1)
V	0	.No change or children
V	1	.Allocated
D I-INTVAL	1	587 (0:1)
V	0	.No change or children
V	1	.Allocated
D I-DIVYN	1	588 (0:1)
V	0	.No change or children
V	1	.Allocated

DATA	SIZE	BEGIN
D I-DIVVAL	1	589 (0:1)
V	0	.No change or children
V	1	.Allocated
D I-RNTYN	1	590 (0:1)
V	0	.No change or children
V	1	.Allocated
D I-RNTVAL	1	591 (0:2)
V	0	.No change or children
V	1	.Allocated
D I-EDYN	1	592 (0:1)
V	0	.No change or children
V	1	.Allocated
D I-EDTYP1	1	593 (0:1)
V	0	.No change or children
V	1	.Allocated
D I-EDTYP2	1	594 (0:1)
V	0	.No change or children
V	1	.Allocated
D I-OEDVAL	1	595 (0:1)
V	0	.No change or children
V	1	.Allocated
D I-CSPYN	1	596 (0:1)
V	0	.No change or children
V	1	.Allocated
D I-CSPVAL	1	597 (0:1)
V	0	.No change or children
V	1	.Allocated
D I-ALMYN	1	598 (0:1)
V	0	.No change or children
V	1	.Allocated
D I-ALMVAL	1	599 (0:1)
V	0	.No change or children
V	1	.Allocated
D I-FINYN	1	600 (0:1)
V	0	.No change or children
V	1	.Allocated
D I-FINVAL	1	601 (0:1)
V	0	.No change or children
V	1	.Allocated
D I-OIVAL	1	602 (0:1)
V	0	.No change or children
V	1	.Allocated
D I-NWLOOK	1	603 (0:1)
V	0	.No change or children
V	1	.Allocated
D I-NWLKWK	1	604 (0:1)
V	0	.No change or children
V	1	.Allocated
D I-RSNOT	1	605 (0:1)
V	0	.No change or children
V	1	.Allocated
D I-LOSEWK	1	606 (0:1)
V	0	.No change or children
V	1	.Allocated
D I-LKWEK	1	607 (0:1)
V	0	.No change or children
V	1	.Allocated

DATA	SIZE	BEGIN
D I-LKSTR	1	608 (0:1)
V	0	.No change or children
V	1	.Allocated
D I-PYRSN	1	609 (0:1)
V	0	.No change or children
V	1	.Allocated
D I-PHMEMP	1	610 (0:1)
V	0	.No change or children
V	1	.Allocated
D I-HRSWK	1	611 (0:1)
V	0	.No change or children
V	1	.Allocated
D I-HRCHK	1	612 (0:1)
V	0	.No change or children
V	1	.Allocated
D I-PTYN	1	613 (0:1)
V	0	.No change or children
V	1	.Allocated
D I-PTWKS	1	614 (0:1)
V	0	.No change or children
V	1	.Allocated
D I-PTRSN	1	615 (0:1)
V	0	.No change or children
V	1	.Allocated
D I-LJCM	1	616 (0:1)
V	0	.No change or children
V	1	.Allocated
D I-INDUS	1	617 (0:1)
V	0	.No change or children
V	1	.Allocated
D I-OCCUP	1	618 (0:1)
V	0	.No change or children
V	1	.Allocated
D I-WORKYN	1	619 (0:1)
V	0	.No change or children
V	1	.Allocated
D I-WTEMP	1	620 (0:1)
V	0	.No change or children
V	1	.Allocated
D I-WKSWK	1	621 (0:1)
V	0	.No change or children
V	1	.Allocated
D I-WKCHK	1	622 (0:1)
V	0	.No change or children
V	1	.Allocated
D I-ERNSRC	1	623 (0:1)
V	0	.No change or children
V	1	.Allocated
D I-NOEMP	1	624 (0:1)
V	0	.No change or children
V	1	.Allocated
D I-MCARE	1	625 (0:2)
V	0	.No change or children
V	1	.Allocated
V	2	.Not allocated

PERSON RECORD

```

DATA      SIZE  BEGIN
D I-MCAID  1    626 (0:2)
V          0 .No change or children
V          1 .Allocated
V          2. Not allocated

D I-CHAMP  1    627 (0:2)
V          0 .No change or children
V          1 .Allocated

D I-HIYN   1    628 (0:2)
V          0 .No change or children
V          1 .Allocated
V          2. Not allocated

D I-HIOWM  1    629 (0:1)
V          0 .No change or children
V          1 .Allocated

642D I-HIEMP 1    630 (0:1)
V          0 .No change or children
V          1 .Allocated

D I-HIPAID 1    631 (0:1)
V          0 .No change or children
V          1 .Allocated

D I-HIELSE 1    632 (0:1)
V          0 .No change or children
V          1 .Allocated

D I-PENPLA 1    633 (0:1)
V          0 .No change or children
V          1 .Allocated

D I-PENINC 1    634 (0:1)
V          0 .No change or children
V          1 .Allocated

D I-MIG1   1    635 (0:2)
      Mobility status
V          0 .No change or children
V          1 .Allocated

D I-MIG4   1    636 (0:3)
      Level of allocation
V          0 .No change or children
V          1 .MCD and below assigned/
V          .allocated
V          2 .County and below assigned/
V          .allocated
V          3 .State and below assigned/
V          .allocated

*****
* The maximum amount that may be shown *
* is indicated in the range of Item.   *
* Any amount exceeding the maximum has *
* been recoded to the maximum for     *
* persons 15+ years and over          *
* V          0 .Not topcoded           *
* V          1 .Value topcoded         *
*****

D TCERNVAL 1    637 (0:1)
      Earnings from employer or
      self-employment

D TCWSVAL  1    638 (0:1)
      Wage and salary income suppression flag

D TCSEVAL  1    639 (0:1)
      Nonfarm self employment income
      suppression flag
    
```

```

DATA      SIZE  BEGIN
D TCFMVAL  1    640 (0:1)
      Farm self employment income
      suppression flag

D A-WERNTF 1    641 (0:1)
      Current earnings - weekly pay

D A-HERNTF 1    642 (0:1)
      Current earnings - hourly pay

*****
* Person tax and noncash benefit      *
* valuation fields. the following     *
* fields are based on simulations.    *
* For details on the methods used to *
* simulate these fields, see Current *
* Population Reports, Series P-60,    *
* No. 182, "Measuring the Effect of *
* Benefits and Taxes on Income and *
* Poverty: 1979-1991." Person noncash *
* benefit valuation fields            *
*****

D P-MVCARE  5    643 (0000:29999)
      Person market value of medicare
V          00000 .None
V          00001 .Dollar amount

D P-MVCAID  5    648 (0000:29999)
      Person market value of medicaid
V          00000 .None
V          00001 .Dollar amount

D EMCONTRB  4    653 (0000:9999)
      Employer contribution for health insurance
V          0000 .None
V          0001 .Dollar amount

*****
* Person after tax fields              *
*****

D FILESTAT  1    657 (0:6)
      Tax filer status
V          1 0 .Joint, both <65
V          2 1 .Joint, one <65 & one 65+
V          3 2 .Joint, both 65+
V          4 3 .Head of household
V          5 4 .Single
V          6 5 .Nonfiler

D DEP-STAT  2    658 (0:39)
      Dependency status pointer
V          00 .Not a dependent

*****
* Person index of tax filing unit head *
*****

D FED-TAX   5    660 (0:99999)
      Federal income tax liability
V          00000 .None
V          00001 .Dollar amount


D EIT-CRED  4    665 (0:1999)
      Earn income tax credit
V          0000 .None
V          0001 .Dollar amount

D STATETAX  5    669 (0:99999)
      State income tax liability
V          00000 .None
V          00001 .Dollar amount
    
```

DATA	SIZE	BEGIN	
D FICA	5	674	(0:75000)
			Social security retirement payroll deduction
V	00000		.None
V	00001		.Dollar amount
D FED-RET	5	679	(0:75000)
			Federal retirement payroll deduction
V	00000		.None
V	00001		.Dollar amount
D AGI	5	684	(-9999:99999)
			Adjusted gross income
V	00000		.None
V	00001		.Dollar amount
D CAP-GAIN	5	689	(0:99999)
			Amount of capital gains
V	00000		.None
V	00001		.Dollar amount

DATA	SIZE	BEGIN	
D CAP-LOSS	4	694	(0:9999)
			Amount of capital losses
V	0000		.None
V	0001		.Dollar amount
D TAX-INC	5	698	(-9999:99999)
			Taxable income amount
V	00000		.None
V	00001		.Dollar amount
D MARG-TAX	2	703	(0:50)
			Marginal tax rate
V	00		.None
V	01		.Marginal rate

householder
spouse



GLOSSARY

Subject Concepts

Age. Age classification is based on the age of the person at his/her last birthday. The adult universe (i.e., population of marriageable age) is comprised of persons 15 years old and over for March supplement data and for CPS labor force data.

Annuities. (See Income.)

Armed Forces. Armed Forces members enumerated in off-base housing or on base with their families are included on the CPS data file in March. In addition to demographic and family data, supplemental data on income and work experience for Armed Forces members are included.

Base Weight. The constant weight assigned to the sample (inverse of the sampling fraction) which is adjusted to produce the final weight.

Civilian Labor Force. (See Labor Force.)

Class of Worker. This refers to the broad classification of the person's employer. On the March file, these broad classifications for current jobs are private, government, self-employed, without pay, and never worked. Private and government workers are considered "wage and salary workers;" this classification scheme includes self-employed, incorporated persons in with "private" workers. For the longest job held last year, this class of worker scheme includes private; government by level/Federal, State, and local; self-employed incorporated, self-employed unincorporated or farm; and without pay. The wage and salary category for longest job held includes private, government (all levels), and self-employed incorporated.

Dividends. (See Income.)

Duration of Unemployment. Duration of unemployment represents the length of time (through the current survey week) during which persons classified as unemployed are continuously looking for work. For persons on layoff, duration of unemployment represents the number of full weeks since the termination of their most recent employment. A period of two weeks or more during which a person is employed or ceased looking for work is considered to break the conti-

nuity of the present period of seeking work. Average duration is an arithmetic mean computed from a distribution by single weeks of unemployment.

Earners, Number of. The file includes all persons 15 years old and over in the household with \$1 or more in wages and salaries, or \$1 or more of a loss in net income from farm or nonfarm self-employment during the preceding year.

Earnings Weight. Each person record in month-in-sample 4 and 8 contains an earnings weight for current earnings.

Education. (See Years of School Completed.)

Employed. (See Labor Force.)

Energy Assistance Program. The Low-Income Home Energy Assistance Program provides financial assistance to qualified households to help them pay heating costs. The program is funded by the Federal government and administered by the States under broad guidelines. In some States a household may automatically be eligible for this program if the household receives (1) Aid to Families with Dependent Children, (2) Food Stamps, (3) Supplemental Security Income (SSI), and (4) certain Veterans' benefits.

The energy assistance questions were asked for the first time in 1982. Questions asked in the March 1989 survey included (1) recipient since October 1, 1988, and (2) total amount received during the reference period.

ESR (Employment Status Recode). This classification is available for each civilian 15 years old and over according to his/her responses to the monthly (basic) labor force items in March.

Family. A family is a group of two persons or more (one of whom is the householder) residing together and related by birth, marriage, or adoption. All such persons (including related subfamily members) are considered as members of one family. Beginning with the 1980 CPS, unrelated subfamilies (referred to in the past as secondary families) are no longer included in the count of families, nor are the members of unrelated subfamilies included in the count of family members.

Family Household. A family household is a household maintained by a family (as defined above), and may include among the household members any unrelated persons (unrelated sub-family members and/or unrelated individuals) who may be residing there. The number of family households is equal to the number of families. The count of family household members differs from the count of family members, however, in that the family household members include all persons living in the household, whereas family members include only the householder and his/her relatives. (See the definition of Family).

Family Weight. The weight on the family record is the March supplement weight of the householder or reference person. This weight on the primary family record should be used to tabulate the number of families.

Farm Self-Employment Net Income. The term is defined as net money income (gross receipts minus operating expenses) from the operation of a farm by a person on his own account, as an owner, as a renter, or as a sharecropper. Gross receipts include the value of all products sold, government crop loans, money received from the rental of farm equipment to others, and incidental receipts from the sale of wood, sand, gravel, etc.

Operation expenses include cost of feed, fertilizer, seed, and other farming supplies, cash wages paid to farm hands, depreciation charges, cash rent, interest on farm mortgages, farm building repairs, farm taxes (not State and Federal income taxes), etc. The value of fuel, food, or other farm products used for household living is not included as part of net income. Inventory changes are considered in determining net income only when they are accounted for in replies based on income tax returns or other official records which reflect inventory changes.

Final Weight. Used in tabulating monthly labor force items. This weight should be used when producing estimates from the basic CPS data. It should not be used to tabulate March supplement data.

Food Stamps. The Food Stamp Act of 1977 was enacted for the purpose of increasing the food purchasing power of eligible households through the use of coupons to purchase food. The Food and Nutrition Service of the U.S. Department of Agriculture (USDA) administers the Food Stamp Program through State and local welfare offices. The Food Stamp Program is the major national income support program which provides benefits to all low-income and low-resource households regardless of household

characteristics (e.g., sex, age, disability, etc.). The questions on participation in the Food Stamp Program in the March CPS were designed to identify households in which one or more of the current members received food stamps during the previous calendar year. Once a food stamp household was identified, a question was asked to determine the number of current household members covered by food stamps during the previous calendar year. Questions were also asked about the number of months food stamps were received during the previous calendar year and the total face value of all food stamps received during that period.

Full-Time Worker. Persons on full-time schedules include persons working 35 hours or more, persons who worked 1-34 hours for noneconomic reasons (e.g., illness) and usually work full-time, and persons "with a job but not at work" who usually work full-time.

Group Health Insurance Coverage. Civilian persons 15 years old and over who worked in the previous calendar year and who participated in group health insurance plans provided by the employer or union were asked whether part or all of the health insurance premiums were paid for by the union or employer and the extent of persons covered.

Additional questions were asked to determine if sample persons were covered by any other type of health insurance plan. These items are intended to measure retirees covered by continuing employer provided coverage and persons who purchased coverage on their own.

Group Quarters. Group quarters are noninstitutional living arrangements for groups not living in conventional housing units or groups living in housing units containing nine or more persons unrelated to the person in charge.

Head Versus Householder. Beginning with the March 1980 CPS, the Bureau of the Census discontinued the use of the terms "head of household" and "head of family." Instead, the terms "householder" and "family householder" are used.

Highest Grade of School Attended. (See Years of School Completed.)

Hispanic Origin. Persons of Hispanic origin in this file are determined on the basis of a question that asked for self-identification of the person's origin or descent. Respondents are asked to select their origin (or the origin of some other

household member) from a "flash card" listing ethnic origins. Persons of Hispanic origin, in particular, are those who indicated that their origin was Mexican-American, Chicano, Mexican, Mexicano, Puerto Rican, Cuban, Central or South American, or other Hispanic.

Hours of Work. Hours of work statistics relate to the actual number of hours worked during the survey week. For example, a person who normally works 40 hours a week but who is off on the Veterans Day holiday is reported as working 32 hours even though he is paid for the holiday.

For persons working in more than one job, the figures relate to the number of hours worked in all jobs during the week. However, all the hours are credited to the major job.

Household. A household consists of all the persons who occupy a house, an apartment, or other group of rooms, or a room, which constitutes a housing unit. A group of rooms or a single room is regarded as a housing unit when it is occupied as separate living quarters; that is, when the occupants do not live and eat with any other person in the structure, and when there is direct access from the outside or through a common hall. The count of households excludes persons living in group quarters, such as rooming houses, military barracks, and institutions. Inmates of institutions (mental hospitals, rest homes, correctional institutions, etc.) are not included in the survey.

Household Weight. Household weight is the March Supplement weight of the householder. This weight should be used to tabulate estimates of households.

Householder. The householder refers to the person (or one of the persons) in whose name the housing unit is owned or rented (maintained) or, if there is no such person, any adult member, excluding roomers, boarders, or paid employees. If the house is owned or rented jointly by a married couple, the householder may be either the husband or the wife. The person designated as the householder on the file is the "reference person" on the CPS-260 control card to whom the relationship of all other household members, if any, is recorded.

Householder With No Other Relatives in Household. A householder who has no relatives living in the household. This is the entry for a person living alone. Another example is the designated householder of an apartment shared by two or more unrelated individuals.

Householder With Other Relatives (Including Spouse) in Household. The person designated as householder if he/she has one or more relatives (including spouse) living in the household.

Income. For each person in the sample who is 15 years old and over, questions are asked on the amount of money income received in the preceding calendar year from each of the following sources: (1) money wages or salary; (2) net income from nonfarm self-employment; (3) net income from farm self-employment; (4) Social Security or railroad retirement; (5) Supplemental Security Income; (6) public assistance or welfare payments; (7) interest (on savings or bonds); (8) dividends, income from estates or trusts, or net rental income; (9) veterans' payment or unemployment and workmen's compensation; (10) private pensions or government employee pensions; (11) alimony or child support, regular contributions from persons not living in the household, and other periodic income.

Although income statistics refer to receipts during the preceding year, the characteristics of the person such as age, labor force status, etc., and the composition of households refer to the time of the survey. The income of the household does not include amounts received by persons who are members of the household during all or part of the income year if these persons no longer reside with the household at the time of enumeration. On the other hand, household income includes amounts reported by persons who did not reside with the household during the income year but who were members of the household at the time of enumeration.

Data on consumer income collected in the CPS by the Bureau of the Census cover money income received (exclusive of certain money receipts such as capital gains) before payments for personal income taxes, Social Security, union dues, Medicare deductions, etc. Also, money income does not reflect the fact that some households receive part of their income in the form of nonmoney transfers such as food stamps, health benefits, subsidized housing, and energy assistance; that many farm households receive nonmoney income in the form of rent free housing and goods produced and consumed on the farm; or that nonmoney income is received by some nonfarm residents that often takes the form of the use of business transportation and facilities, or full or partial contributions for retirement programs, medical and educational expenses, etc. These elements should be considered when comparing income levels. Moreover, readers should be aware that for many different reasons there is a tendency in household surveys for respondents to under report their income. From an analysis of independently derived

income estimates, it has been determined that wages and salaries tend to be much better reported than such income types as public assistance, Social Security, and net income from interest, dividends, rents, etc.

Income Sources - Wages and Salary. Money wages or salary is defined as total money earnings received for work performed as an employee during the income year. It includes wages, salary, Armed Forces pay, commissions, tips, piece-rate payments, and cash bonuses earned, before deductions are made for taxes, bonds, pensions, union dues, etc. Earnings for self-employed incorporated businesses are considered wage and salary.

Income Sources - Nonfarm Self-Employment. Net income from nonfarm self-employment is net money income (gross receipts minus expenses) from one's own business, professional enterprise, or partnership. Gross receipts include the value of all goods sold and services rendered. Expenses include costs of goods purchased, rent, heat, light, power, depreciation charges, wages and salaries paid, business taxes (not personal income taxes), etc. In general, inventory changes are considered in determining net income since replies based on income tax returns or other official records do reflect inventory changes. However, when values of inventory changes are not reported, net income figures exclusive of inventory changes are accepted. The value of saleable merchandise consumed by the proprietors of retail stores is not included as part of net income.

Income Sources - Farm Self-Employment. Net income from farm self-employment is net money income (gross receipts minus operating expenses) from the operation of a farm by a person on his own account, as an owner, as a renter, or as a sharecropper. Gross receipts include the value of all products sold, government crop loans, money received from the rental of farm equipment to others, and incidental receipts from the sale of wood, sand, gravel, etc.

Operating expenses include cost of feed, fertilizer, seed, and other farming supplies, cash wages paid to farm hands, depreciation charges, cash rent, interest on farm mortgages, farm building repairs, farm taxes (not State and Federal income taxes), etc. The value of fuel, food, or other farm products used for family living is not included as part of net income. In general, inventory changes are considered in determining net income only when they are accounted for in replies based on income tax returns or other official records which reflect inventory changes; otherwise, inventory changes are not taken into ac-

count.

Income Sources - Social Security. Social Security includes Social Security pensions and survivors' benefits, and permanent disability insurance payments made by the Social Security Administration prior to deductions for medical insurance and railroad retirement insurance checks from the U.S. Government. "All disbursements" reimbursements are not included.

Income Sources - Supplemental Security Income. Supplemental Security income includes payments made by Federal, State, and local welfare agencies to low income persons who are (1) aged (65 years old and over), (2) blind, or (3) disabled.

Income Sources - Public Assistance. Public assistance or welfare payments include public assistance payments such as Aid to Families with Dependent Children and general assistance.

Income Sources - Interest and Dividends. Interest, dividends, income from estates or trusts, net rental income or royalties include dividends from stockholdings or membership in associations, interest on savings or bonds, periodic receipts from estates or trust funds, net income from rental of a house, store, or other property to others, receipts from boarders or lodgers, and net royalties.

Income Sources - Unemployment Compensation, Worker's Compensation, and Veterans' Payments. Unemployment compensation, veterans' payments, or worker's compensation includes: (1) unemployment compensation received from government unemployment insurance agencies or private companies during periods of unemployment and any strike benefits received from union funds; (2) money paid periodically by the Veterans Administration to disabled members of the Armed Forces or to survivors of deceased veterans, subsistence allowances paid to veterans for education and on-the-job training, as well as so-called "refunds" paid to ex-servicemen as GI insurance premiums; and (3) worker's compensation received periodically from public or private insurance companies for injuries incurred at work. The cost of this insurance must have been paid by the employer and not by the person.

Income Sources - Private and Government Pensions and Annuities. Many employers and unions have established pension programs for their employees so that upon retirement the employee will receive regular income to replace his/her earnings. Many of these programs also provide

income to the employees if he/she becomes severely disabled, or to his/her survivors if the employee dies. Other types of retirement income include annuities and paid up life insurance policies. Some people purchase annuities which yield a set amount over a certain number of years. Other people may convert their paid up life insurance policy into an annuity after they retire.

Income Sources - Alimony and Child Support. Alimony is money received periodically from a former spouse following a divorce or separation. Child support is money received from a parent for the support of their children following a divorce or legal separation. Money received from relatives, other than the parent, or friends is not considered as child support.

Receipts Not Counted As Income. Receipts from the following sources are not included as income: (1) money received from the sale of property, such as stocks, bonds, a house, or a car (unless the person is engaged in the business of selling such property, in which case the net proceeds is counted as income from self-employment); (2) withdrawals of bank deposits; (3)

money borrowed; (4) tax refunds; (5) gifts; and (6) lump-sum inheritances of insurance payments.

Industry, Occupation, and Class of Worker (I&O) - Current Job (basic data). For the employed, current job is the job held in the reference week (the week before the survey). Persons with two or more jobs are classified in the job at which they worked the most hours during the reference week. The unemployed are classified according to their latest full-time job lasting two or more weeks or by the job (either full-time or part-time) from which they were on layoff. The I & O questions are also asked of persons not in the labor force who are in the fourth and eighth months in sample and who have worked in the last five years. The occupation/industry classification system for the 1980 Census of Population was used to code March CPS data beginning with the March 1983 file. See the table below.

Industry, Occupation, and Class of Worker-Longest Job (supplement data). Longest job applies to the job held longest during the preceding year for persons who worked that year, without regard to their current employment status.

Subject	Character Position	
	Current or Most Recent Full-Time Job	Longest Job Last Year (Work Experience)
Industry	3 digit detailed	P 49-51
	2-digit detailed (Recode)	P 52-53
Occupation	Major Group Recode	N/A
	3-digit detailed	P 56-58
	2-digit detailed (Recode)	P 54-55
Class of Worker	Major Group recode	N/A
		P 59
		P 151-153 P 322-323
		P 316-317 P 154-156 P 318-319
		P 320-321 P 314

Job Seekers. All unemployed persons who made specific efforts to find a job sometime during the 4-week period preceding the survey week.

Keeping House. Persons are classified as keeping house if they engage in own housework. This is one of the "not in labor force" classifications - employment status recode (ESR) = 4.

Labor Force. Persons are classified as in the labor force if they are employed, unemployed, or in the Armed Forces during the survey week. The "civilian labor force" includes all civilians classified as employed or unemployed. The file includes

labor force data for civilians age 15 and over. However, the official definition of the civilian labor force is age 16 and over.

- 1. Employed.** Employed persons comprise (1) all civilians who, during the survey week did any work at all as paid employees or in their own business or profession, or on their own farm, or who work 15 hours or more as unpaid workers on a farm or a business operated by a member of the family; and (2) all those who have jobs but who are not working because of illness, bad weather, vacation, or labor-management dispute, or

because they are taking time off for personal reasons, whether or not they are seeking other jobs. These persons would have an Labor Force Status Recode (LFSR) of 1 or 2 respectively in character 12 of the person record which designates "at work" and "with a job, but not at work." Each employed person is counted only once. Those persons who held more than one job are counted in the job at which they worked the greatest number of hours during the survey week. If they worked an equal number of hours at more than one job, they are counted at the job they held the longest.

2. **Unemployed.** Unemployed persons are those civilians who, during the survey week, have no employment but are available for work, and (1) have engaged in any specific job seeking activity within the past 4 weeks such as registering at a public or private employment office, meeting with prospective employers, checking with friends or relatives, placing or answering advertisements, writing letters of application, or being on a union or professional register; (2) are waiting to be called back to a job from which they had been laid off; or (3) are waiting to report to a new wage or salary job within 30 days. These persons would have an LFSR code of 3 in character 12 of the person record. The unemployed includes job leavers, job losers, new job entrants, and job reentrants.
 - a. **Job Leavers.** Persons who quit or otherwise terminate their employment voluntarily and immediately begin looking for work.
 - b. **Job Losers.** Persons whose employment ends involuntarily, who immediately begin looking for work, and those persons who are already /on layoff.
 - c. **New Job Entrants.** Persons who never worked at a full-time job lasting two weeks or longer.
 - d. **Job Reentrants.** Persons who previously worked at a full-time job lasting two weeks or longer but are out of the labor force prior to beginning to look for work.
3. **Not in Labor Force.** All civilians 15 years old and over who are not classified as employed or unemployed. These persons are further classified as major activity: keeping house, going to school, unable to work because of

long-term physical or mental illness, and other. The "other" group includes, for the most part, retired persons. Persons who report doing unpaid work in a family farm or business for less than 15 hours are also classified as not in the labor force.

For persons not in the labor force, data on previous work experience, intentions to seek work again, desire for a job at the time of interview, and reasons for not looking for work are asked only in those households that are in the fourth and eighth months of the sample, i.e., the "outgoing" groups, those which had been in the sample for three previous months and would not be in for the subsequent month.

These items are asked in question 24; see the questionnaire facsimile. Such persons have an LFSR code of 5-7 in character 12 of the person record.

Finally, it should be noted that the unemployment rate represents the number of persons unemployed as a percent of the civilian labor force 16 years old and over. This measure can also be computed for groups within the labor force classified by sex, age, marital status, race, etc. The job loser, job leaver, reentrant, and new entrant rates are each calculated as a percent of the civilian labor force 16 years old and over; the sum of the rates for the four groups thus equals the total unemployment rate.

Layoff. A person who is unemployed but expects to be called back to a specific job. If he/she expects to be called back within 30 days, it is considered a temporary layoff; otherwise, it is an indefinite layoff.

Looking for Work. A person who is trying to get work or trying to establish a business or profession.

March Supplement Weight. The March supplement weight is on all person records and is used to produce "supplement" estimates; that is, income, work experience, migration, and family characteristic estimates.

Marital Status. The marital status classification identifies four major categories: single (never married), married, widowed, and divorced. These terms refer to the marital status at the time of enumeration.

The category "married" is further divided into "married, civilian spouse present," "married, Armed Force spouse present," "married, spouse absent," "married, Armed Force spouse absent," and "separated." A person is classified as "married,

spouse present" if the husband or wife is reported as a member of the household even though he or she may be temporarily absent on business or on vacation, visiting, in a hospital, etc., at the time of the enumeration. Persons reported as "separated" included those with legal separations, those living apart with intentions of obtaining a divorce, and other persons permanently or temporarily estranged from their spouses because of marital discord.

For the purpose of this file, the group "other marital status" includes "widowed and divorced," "separated," and "other married, spouse absent."

Medicare. The Medicare Program is designed to provide medical care for the aged and disabled. The Basic Hospital Insurance Plan (Part A) is designed to provide basic protection against hospital costs and related post-hospital services. This plan also covers many persons under 65 years old who receive Social Security or railroad retirement benefits based on long-term disability. Part A is financed jointly by employers and employees through Social Security payroll deductions. Qualified persons 65 years old and over who are not otherwise eligible for Part A benefits may pay premiums directly to obtain this coverage. The Medical Insurance Plan (Part B) is a voluntary plan which builds upon the hospital insurance protection provided by the basic plan. It provides insurance protection covering physicians' and surgeons' services and a variety of medical and other health services received either in hospitals or on an ambulatory basis. It is financed through monthly premium payments by each enrollee, and subsidized by Federal general revenue funds.

The Medicare question on the March CPS attempted to identify all persons 15 years old and over who were "covered" by Medicare at any time during the previous calendar year. The term "covered" means enrolled in the Medicare Program. In order to be counted, the person did not necessarily have to receive medical care paid for by Medicare.

Medicaid. The Medicaid Program is designed to provide medical assistance to needy families with dependent children, and to aged, blind, or permanently and totally disabled individuals whose incomes and resources are insufficient to meet the costs of necessary medical services. The program is administered by State agencies through grants from the Health Care Financing Administration of the Department of Health and Human Services. Funding for medical assistance payments consists of a combination of Federal, State, and in some cases, local funds.

Medicaid is a categorical program with complex

eligibility rules which vary from State to State. There are two basic groups of eligible individuals: the categorically eligible and the medically needy. The major categorically eligible groups are all Aid to Families with Dependent Children (AFDC) recipients and most Supplemental Security Income (SSI) recipients. Other categorically eligible groups are (1) those who meet basic State cash assistance eligibility rules/aged, blind, disabled, needy single parents with children, and, in some States, needy unemployed parents with children, but who are not currently receiving money payments; and (2) needy persons who meet categorical eligibility standards but are institutionalized for medical reasons (e.g., low-income elderly persons in nursing homes). However, such institutionalized persons are not included in the CPS universe and, therefore, are not reflected in these statistics.

In roughly one-half of the States, coverage is extended to the medically needy/persons meeting categorical age, sex, or disability criteria, whose money incomes and assets exceed eligibility levels for cash assistance but are not sufficient to meet the cost of medical care. In such States, qualifying income and asset levels are usually above those set for cash assistance. Families with large medical expenses relative to their incomes and assets may also meet medically needy eligibility standards in these States.

The Medicaid question on the March CPS attempted to identify all persons who were "covered" by Medicaid at any time during the previous calendar year. The term "covered" means enrolled in the Medicaid program, i.e., had a Medicaid medical assistance card, or incurred medical bills which were paid for by Medicaid. In order to be counted, the person did not have to receive medical care paid for by Medicaid.

After data collection and creation of an initial microdata file, further refinements were made to assign Medicaid coverage to children. In this procedure all children under 21 years old in families were assumed to be covered by Medicaid if either the householder or spouse reported being covered by Medicaid (this procedure was required mainly because the Medicaid coverage question was asked only for persons 15 years old and over). All adult AFDC recipients and their children, and SSI recipients living in States which legally require Medicaid coverage of all SSI recipients, were also assigned coverage.

Mobility Status. The population of the United States, 15 years old and over, is classified according to mobility status on the basis of a comparison between the place of residence of each individual at the time of the March CPS and the place of residence in March of the previous year.

The information on mobility status is obtained

from the responses to a series of inquiries. The first of three inquiries is: "Was...living in this house 1 year ago...?" If the answer was "No," the enumerator asked, "Where did...live on March 1, 1988?" In classification, three main categories distinguish nonmovers, movers, and movers from abroad.

Nonmovers are all persons who are living in the same house at the end of the period as at the beginning of the period. **Movers** are all persons who are living in a different house at the end of the period than at the beginning of the period. **Movers from abroad** include all persons, either citizens or aliens, whose place of residence is outside the United States at the beginning of the period, that is, in an outlying area under the jurisdiction of the United States or in a foreign country. The mobility status for children is fully allocated from the mother if she is in the household; otherwise it is allocated from the householder.

Month-In-Sample. The term is defined as the number of times a unit is interviewed. Each unit is interviewed eight times during the life of the sample.

Never Worked. A person who has never held a full-time civilian job lasting two consecutive weeks or more.

Nonfamily Householder. A nonfamily householder (formerly called a primary individual) is a person maintaining a household while living alone or with nonrelatives only.

Nonfarm Self-employment Net Income. The term is defined as net money income (gross receipts minus expenses) from an individual's own business, professional enterprise, or partnership. Gross receipts include the value of all goods sold and services rendered. Expenses include costs of goods purchased, rent, heat, light, power, depreciation charges, wages and salaries paid, business taxes (not personal income taxes), etc. In general, inventory changes are considered in determining net income; replies based on income tax returns or other official records do reflect inventory changes; however, when values of inventory changes are not reported, net income figures exclusive of inventory changes are accepted. The value of saleable merchandise consumed by the proprietors of retail stores is not included as part of net income.

Nonworker. A person who did not do any work in the calendar year preceding the survey.

Nonrelative of Householder With No Own Relatives in Household. A nonrelative of the householder who has no relative(s) of his own in the household. This category includes such nonrelatives as a ward, a lodger, a servant, or a

hired hand, who has no relatives of his own living with him in the household.

Nonrelative of Householder With Own Relatives (Including Spouse) in Household. Any household member who is not related to the householder but has relatives of his own in the household; for example, a lodger, his spouse, and their son.

Other Relative of Householder. Any relative of the householder other than his spouse, child (including natural, adopted, foster, or step child), sibling, or parent; for example, grandson, daughter-in-law, etc.

Own Child. A child related by birth, marriage, or adoption to the family householder.

Part-Time, Economic Reasons. The item includes slack work, material shortages, repairs to plant or equipment, start or termination of job during the week, and inability to find full-time work. (See also Full-Time Worker.)

Part-Time Other Reasons. The item includes labor dispute, bad weather, own illness, vacation, demands of home housework, school, no desire for full-time work, and full-time worker only during peak season.

Part-Time Work. Persons who work between 1 and 34 hours are designated as working "part-time" in the current job held during the reference week. For the March supplement, a person is classified as having worked part-time during the preceding calendar year if he worked less than 35 hours per week in a majority of the weeks in which he worked during the year. Conversely, he is classified as having worked full-time if he worked 35 hours or more per week during a majority of the weeks in which he worked.

Part-Year Work. Part-year work is classified as less than 50 weeks' work.

Pension Plan. The pension plan question on the March CPS attempted to identify if pension plan coverage was available through an employer or union and if the employee was included. This information was collected for civilian persons 15 years old and over who worked during the previous calendar year.

Population Coverage. Population coverage includes the civilian population of the United States plus approximately 820,000 members of the Armed Forces in the United States living off post or with their families on post but excludes all other mem-

bers of the Armed Forces. This file excludes inmates of institutions. The labor force and work experience data are not collected for Armed Forces members.

Poverty. In this file, families and unrelated individuals are classified as being above or below the poverty level using a poverty index adopted by a Federal Interagency Committee in 1969 and slightly modified in 1981.

The modified index provides a range of income cutoffs or "poverty thresholds" adjusted to take into account family size, number of children, and age of the family householder or unrelated individual; prior to 1981, adjustments were also made on the basis of farm-nonfarm residence and sex of the householder. The impact of these revisions on the poverty estimates is minimal at the national level. The poverty cutoffs are updated every year to reflect changes in the Consumer Price Index. The average poverty threshold for a family of four was \$12,091 in 1985. For a detailed explanation of the poverty definition, see *Current Population Reports, Series P-60, No. 154, Money Income and Poverty Status of Persons in the United States: 1988.*

Public Assistance. (See Income.)

Public or Other Subsidized Housing. Participation in public housing is determined by two factors: program eligibility and the availability of housing. Income standards for initial and continuing occupancy vary by local housing authority, although the limits are constrained by Federal guidelines. Rental charges, which, in turn, define net benefits, are set by a Federal statute not to exceed 30 percent of net monthly money income. A recipient unit can either be a family of two or more related persons or an individual who is handicapped, elderly, or displaced by urban renewal or natural disaster.

There are some programs through which housing assistance is provided to low-income families and individuals living in public or privately owned dwellings. Two of the more common types of programs in which Federal, State, and local funds are used to subsidize private sector housing are rent supplement and interest reduction plans. Under a rent supplement plan the difference between the "fair market" rent and the rent charged to the tenant is paid to the owner by a government agency. Under an interest reduction program the amount of interest paid on the mortgage by the owner is reduced so that subsequent savings can be passed along to low income tenants in the form of lower rent charges.

There were two questions dealing with public and low cost housing on the March CPS supplement

questionnaire. The first question identifies residence in a housing unit owned by a public agency. The second question identifies beneficiaries who were not living in public housing projects, but who were paying lower rent due to a government subsidy. These questions differ from other questions covering noncash benefits in that they establish current reciprocity status in March of the current year rather than reciprocity status during the previous year.

Race. The population is divided into five groups on the basis of race: White, Black, American Indian/Aleut Eskimo, Asian or Pacific Islander and Other races beginning with March 1989. The last category includes any other race except the four mentioned. In most of the published tables, "Other Races" are shown in total population.

Reentrants. Persons who previously worked at a full-time job lasting two weeks or longer but who are out of the labor force prior to beginning to look for work.

Related Children. Related children in a family include own children and all other children in the household who are related to the householder by birth, marriage, or adoption. For each type of family unit identified in the CPS, the count of own children under 18 years old is limited to single (never married) children; however, "own children under 25" and "own children of any age," include all children regardless of marital status. The totals include never-married children living away from home in college dormitories.

Related Subfamily. A related subfamily is a married couple with or without children, or one parent with one or more own single (never married) children under 18 years old, living in a household and related to, but not including, the householder or spouse. The most common example of a related subfamily is a young married couple sharing the home of the husband's or wife's parents. The number of related subfamilies is not included in the number of families.

School. A person who spent most of his time during the survey week attending any kind of public or private school, including trade or vocational schools in which students receive no compensation in money or kind.

School Lunches. The National School Lunch Program is designed to assist States in providing a school lunch for all children at moderate cost. The National School Lunch Act of 1946 was further amended in 1970 to provide free and reduced-price

school lunches for children of needy families. The program is administered by the Food and Nutrition Service of the U.S. Department of Agriculture (USDA) through State educational agencies or through regional USDA nutrition services for non-profit private schools. The program is funded by a combination of Federal funds and matching State funds.

All students eating lunches prepared at participating schools pay less than the total cost of the lunches. Some students pay the "full established" price for lunch (which itself is subsidized) while others pay a "reduced" price for lunch, and still others receive a "free" lunch. Program regulations require students receiving free lunches to live in households with incomes below 125 percent of the official poverty level. Those students receiving a reduced-price school lunch (10 to 20 cents per meal) live in households with incomes between 125 percent and 195 percent of the official poverty level. The data in this file, however, do not distinguish between reciprocity of free and reduced-price school lunches.

The questions on the March CPS provide a very limited amount of data for the school lunch program. Questions concerning the school lunch program were designed to identify the number of members 5 to 18 years old in households who "usually" ate a hot lunch. This defined the universe of household members usually receiving this noncash benefit. This was followed by a question to identify the number of members receiving free or reduced price lunches.

Self-Employed. Self-employed persons are those who work for profit or fees in their own business, profession or trade, or operate a farm.

Stretches of Unemployment. A continuous stretch is one that is not interrupted by the person getting a job or leaving the labor market to go to school, to keep house, etc. A period of two weeks or more during which a person is employed or ceased looking for work is considered to break the continuity of the period of seeking work.

Topcode. For confidentiality purposes, usual hourly earnings from the current job and earnings from the longest job are topcoded, i.e., cut off at a particular amount.

Refer to Appendix F for an explanation and topcode values of hourly earnings from the current job. Earnings from the longest job are collected during enumeration up to \$299,999; however, the amount is topcoded on the public use file at \$99,999.

From the supplement, total person's income is the sum of the amounts from the individual income types; total family income is the sum of the total persons income for each family member; total

household income is the sum of the total income for each person in the household.

Total Money Income. The term is defined as the arithmetic sum of money wages and salaries, net income from self-employment, and income other than earnings. The total income of a household is the arithmetic sum of the amounts received by all income recipients in the household.

Unable to Work. A person is classified as unable to work because of long-term physical or mental illness, lasting six months or longer.

Unemployed. (See Labor Force.)

Unemployment Compensation. (See Income.)

Unpaid Family Workers. Unpaid family workers are persons working without pay for 15 hours a week or more on a farm or in a business operated by a member of the household to whom they are related by birth or marriage.

Unrelated Individuals. Unrelated individuals are persons of any age (other than inmates of institutions) who are not living with any relatives. An unrelated individual may be (1) a nonfamily householder living alone or with nonrelatives only, (2) a roomer, boarder, or resident employee with no relatives in the household, or (3) a group quarters member who has no relatives living with him/her. Thus, a widow who occupies her house alone or with one or more other persons not related to her, a roomer not related to anyone else in the housing unit, a maid living as a member of her employer's household but with no relatives in the household, and a resident staff member in a hospital living apart from any relatives are all examples of unrelated individuals.

Unrelated Subfamily. An unrelated subfamily is a family that does not include among its members the householder and relatives of the householder. Members of unrelated subfamilies may include persons such as guests, roomers, boarders, or resident employees and their relatives living in a household. The number of unrelated subfamily members is included in the number of household members but is not included in the count of family members.

Persons living with relatives in group quarters were formerly considered as members of families. However, the number of such unrelated subfamilies is so small that persons in these unrelated subfamilies are included in the count of secondary individuals.

Veteran Status. If a person served at any time during the four major wars of this century, the code

for the most recent wartime service is entered. The following codes are used:

- 0 Females, children under 15
- 1 Vietnam era
- 2 Korean
- 3 WWI
- 4 WWII
- 5 Other Service
- 6 Nonveteran

Wage and Salary Workers. Wage and salary workers receive wages, salary, commission, tips, or pay in kind from a private employer or from a governmental unit. Also included are persons who are self-employed in an incorporated business. (See income.)

Weeks Worked in the Income Year. Persons are classified according to the number of different weeks, during the preceding calendar year, in which they did any civilian work for pay or profit (including paid vacations and sick leave) or worked without pay on a family-operated farm or business.

Workers. (See Labor Force--Employed.)

Work Experience. Includes those persons who during the preceding calendar year did any work for

pay or profit or worked without pay on a family-operated farm or business at any time during the year, on a part-time or full-time basis.

Year-Round Full-Time Worker. A year-round full-time worker is one who usually worked 35 hours or more per week for 50 weeks or more during the preceding calendar year.

Years of School Completed. Data on years of school completed are derived from the combination of answers to questions concerning the highest grade of school attended by the person and whether or not that grade is finished. Educational attainment applies only to progress in "regular" school. Such schools include graded public, private, and parochial elementary and high schools (both junior and senior high), colleges, universities, and professional schools, whether day schools or night schools. Thus, regular schooling is that which may advance a person toward an elementary school certificate or high school diploma, or a college, university, or professional school degree. Schooling in other than regular schools is counted only if the credits obtained are regarded as transferable to a school in the regular school system.

GLOSSARY

Geographic Concepts

Geographic Division. An area composed of contiguous States, with Alaska and Hawaii also included in one of the divisions. (A State is one of the 51 major political units in the United States.) The nine geographic divisions have been largely unchanged for the presentation of summary statistics since the 1910 census.

Regions. There are four regions: Northeast, Midwest (formerly North Central),¹ West, and South. States and divisions within regions are presented below.

NORTHEAST REGION

New England Division

Connecticut
Maine
Massachusetts
New Hampshire
Rhode Island
Vermont

Middle Atlantic Division

New Jersey
New York
Pennsylvania

MIDWEST REGION

East North Central Division

Illinois
Indiana
Michigan
Ohio
Wisconsin

West North Central Division

Iowa
Kansas
Minnesota
Missouri
Nebraska
North Dakota
South Dakota

WEST REGION

Mountain Division

Arizona
Colorado
Idaho
Montana
Nevada
Utah
Wyoming

Pacific Division

Alaska
California
Hawaii
Oregon
Washington

1. The Midwest Region was designated as the North Central Region until June 1964.

SOUTH REGION

East South Central Division


Alabama
Kentucky
Mississippi
Tennessee

West South Central Division

Arkansas
Louisiana
Oklahoma
Texas

South Atlantic Division

Delaware
District of Columbia
Florida
Georgia
Maryland
North Carolina
South Carolina
Virginia
West Virginia



APPENDIX A

INDUSTRY CLASSIFICATION

Industry Classification Codes for Detailed Industry (3-digit)

There are 236 categories for the employed, with 1 additional category for the experienced unemployed. These categories are aggregated into 51 detailed groups and 23 major groups (see pages A-9 through A-11).

(Numbers in parentheses are the 1987 SIC code equivalent; see Executive Office of the President, Office of Management and Budget, Standard Industrial Classification Manual, 1987. "Pt" means part, "n.e.c." means not elsewhere classified.)

These codes correspond to Item A-IND located in the adults record layout. These codes are located in positions 0160-0162 in all months except March. In March, these codes are located in positions 0103-0105.

Code	Industry
000-009	not used
010-030	AGRICULTURE
010	Agricultural production, crops (01)
011	Agricultural production, livestock (02)
012	Veterinary services (074)
013-019	not used
020	Landscape and horticultural services (078)
021-029	not used
030	Agricultural services, n.e.c. (071, 072, 075, 076)
031-032	FORESTRY AND FISHERIES
031	Forestry (08)
032	Fishing, hunting, and trapping (09)
033-039	not used
040-050	MINING
040	Metal mining (10)
041	Coal mining (12)
042	Oil and gas extraction (13)
043-049	not used
050	Nonmetallic mining and quarrying, except fuel (14)
051-059	not used
060	CONSTRUCTION (15, 16, 17)
061-099	not used
100-392	MANUFACTURING
100-222	NONDURABLE GOODS
100-122	Food and kindred products
100	Meat products (201)
101	Dairy products (202)
102	Canned, frozen and preserved fruits and vegetables (203)
103-109	not used
110	Grain mill products (204)
111	Bakery products (205)
112	Sugar and confectionery products (206)
113-119	not used
120	Beverage industries (208)
121	Miscellaneous food preparations and kindred products (207, 209)
122	Not specified food industries

Code	Industry
123-129	not used
130	Tobacco manufactures (21)
131	not used
132-150	Textile mill products
132	Knitting mills (225)
133-139	not used
140	Dyeing and finishing textiles, except wool and knit goods (226)
141	Carpets and rugs (227)
142	Yarn, thread, and fabric mills (221-224, 228)
143-149	not used
150	Miscellaneous textile mill products (229)
151-152	Apparel and other finished textile products
151	Apparel and accessories, except knit (231-238)
152	Miscellaneous fabricated textile products (239)
153-159	not used
160-162	Paper and allied products
160	Pulp, paper, and paperboard mills (261-263)
161	Miscellaneous paper and pulp products (267)
162	Paperboard containers and boxes (265)
163-170	not used
171-172	Printing, publishing, and allied industries
171	Newspaper publishing and printing (271)
172	Printing, publishing, and allied industries, except newspapers (272-279)
173-179	not used
180-192	Chemicals and allied products
180	Plastics, synthetics, and resins (282)
181	Drugs (283)
182	Soaps and cosmetics (284)
183-189	not used
190	Paints, varnishes, and related products (285)
191	Agricultural chemicals (287)
192	Industrial and miscellaneous chemicals (281, 286, 289)
193-199	not used
200-201	Petroleum and coal products
200	Petroleum refining (291)
201	Miscellaneous petroleum and coal products (295, 299)
202-209	not used
210-212	Rubber and miscellaneous plastics products
210	Tires and inner tubes (301)
211	Other rubber products, and plastics footwear and belting (302-306)
212	Miscellaneous plastics products (308)
213-219	not used
220-222	Leather and leather products
220	Leather tanning and finishing (311)
221	Footwear, except rubber and plastic (313, 314)
222	Leather products, except footwear (315-317, 319)
223-229	not used
230-392	DURABLE GOODS
230-241	Lumber and wood products, except furniture
230	Logging (241)
231	Sawmills, planing mills, and millwork (242, 243)
232	Wood buildings and mobile homes (245)
233-240	not used
241	Miscellaneous wood products (244, 249)
242	Furniture and fixtures (25)
243-249	not used

Code	Industry
250-262	Stone, clay, glass, and concrete products
250	Glass and glass products (321-323)
251	Cement, concrete, gypsum, and plaster products (324, 327)
252	Structural clay products (325)
253-260	not used
261	Pottery and related products (326)
262	Miscellaneous nonmetallic mineral and stone products (328, 329)
263-269	not used
270-301	Metal industries
270	Blast furnaces, steelworks, rolling and finishing mills (331)
271	Iron and steel foundries (332)
272	Primary aluminum industries (3334, part 334, 3353-3355, 3363, 3365)
273-279	not used
280	Other primary metal industries (3331, 3339, part 334, 3351, 3356, 3357, 3364, 3366, 3369, 339)
281	Cutlery, handtools, and general hardware (342)
282	Fabricated structural metal products (344)
283-289	not used
290	Screw machine products (345)
291	Metal forgings and stampings (346)
292	Ordnance (348)
293-299	not used
300	Miscellaneous fabricated metal products (341, 343, 347, 349)
301	Not specified metal industries
302-309	not used
310-332	Machinery and computing equipment
310	Engines and turbines (351)
311	Farm machinery and equipment (352)
312	Construction and material handling machines (353)
313-319	not used
320	Metalworking machinery (354)
321	Office and accounting machines (3578, 3579)
322	Computers and related equipment (3571-3577)
323-330	not used
331	Machinery, except electrical, n.e.c. (355, 356, 358, 359)
332	Not specified machinery
333-339	not used
340-350	Electrical machinery, equipment, and supplies
340	Household appliances (363)
341	Radio, TV, and communication equipment (365, 366)
342	Electrical machinery, equipment, and supplies, n.e.c. (361, 362, 364, 367, 369)
343-349	not used
350	Not specified electrical machinery, equipment, and supplies
351-370	Transportation equipment
351	Motor vehicles and motor vehicle equipment (371)
352	Aircraft and parts (372)
353-359	not used
360	Ship and boat building and repairing (373)
361	Railroad locomotives and equipment (374)
362	Guided missiles, space vehicles, and parts (376)
363-369	not used
370	Cycles and miscellaneous transportation equipment (375, 379)
371-381	Professional and photographic equipment, and watches
371	Scientific and controlling instruments (381, 382 except 3827)
372	Medical, dental, and optical instruments and supplies (3827, 384, 385)
373-379	not used
380	Photographic equipment and supplies (386)

Code	Industry
381	Watches, clocks, and clockwork operated devices (387)
382-389	not used
390	Toys, amusement, and sporting goods (394)
391	Miscellaneous manufacturing industries (39 except 394)
392	Not specified manufacturing industries
393-399	not used
400-472	TRANSPORTATION, COMMUNICATIONS, AND OTHER PUBLIC UTILITIES
400-432	TRANSPORTATION
400	Railroads (40)
401	Bus service and urban transit (41, except 412)
402	Taxicab service (412)
403-409	not used
410	Trucking service (421, 423)
411	Warehousing and storage (422)
412	U.S. Postal Service (43)
413-419	not used
420	Water transportation (44)
421	Air transportation (45)
422	Pipe lines, except natural gas (46)
423-431	not used
432	Services incidental to transportation (47)
433-439	not used
440-442	COMMUNICATIONS
440	Radio and television broadcasting and cable (483, 484)
441	Telephone communications (481)
442	Telegraph and miscellaneous communications services (482, 489)
443-449	not used
450-472	UTILITIES AND SANITARY SERVICES
450	Electric light and power (491)
451	Gas and steam supply systems (492, 496)
452	Electric and gas, and other combinations (493)
453-469	not used
470	Water supply and irrigation (494, 497)
471	Sanitary services (495)
472	Not specified utilities
473-499	not used
500-571	WHOLESALE TRADE
500-532	Durable Goods
500	Motor vehicles and equipment (501)
501	Furniture and home furnishings (502)
502	Lumber and construction materials (503)
503-509	not used
510	Professional and commercial equipment and supplies (504)
511	Metals and minerals, except petroleum (505)
512	Electrical goods (506)
513-520	not used
521	Hardware, plumbing and heating supplies (507)
522-529	not used
530	Machinery, equipment, and supplies (508)
531	Scrap and waste materials (5093)
532	Miscellaneous wholesale, durable goods (509 except 5093)
533-539	not used
540-571	Nondurable Goods

Code	Industry
540	Paper and paper products (511)
541	Drugs, chemicals and allied products (512, 516)
542	Apparel, fabrics, and notions (513)
543-549	not used
550	Groceries and related products (514)
551	Farm-product raw materials (515)
552	Petroleum products (517)
553-559	not used
560	Alcoholic beverages (518)
561	Farm supplies (5191)
562	Miscellaneous wholesale, nondurable goods (5192-5199)
563-570	not used
571	Not specified wholesale trade
572-579	not used
580-691	RETAIL TRADE
580	Lumber and building material retailing (521, 523)
581	Hardware stores (525)
582	Retail nurseries and garden stores (526)
583-589	not used
590	Mobile home dealers (527)
591	Department stores (531)
592	Variety stores (533)
593-599	not used
600	Miscellaneous general merchandise stores (539)
601	Grocery stores (541)
602	Dairy products stores (545)
603-609	not used
610	Retail bakeries (546)
611	Food stores, n.e.c. (542, 543, 544, 549)
612	Motor vehicle dealers (551, 552)
613-619	not used
620	Auto and home supply stores (553)
621	Gasoline service stations (554)
622	Miscellaneous vehicle dealers (555, 556, 557, 559)
623	Apparel and accessory stores, except shoe (56, except 566)
624-629	not used
630	Shoe stores (566)
631	Furniture and home furnishings stores (571)
632	Household appliance stores (572)
633	Radio, TV, and computer stores (5731, 5734)
634-639	not used
640	Music stores (5735, 5736)
641	Eating and drinking places (58)
642	Drug stores (591)
643-649	not used
650	Liquor stores (592)
651	Sporting goods, bicycles, and hobby stores (5941, 5945, 5946)
652	Book and stationery stores (5942, 5943)
653-659	not used
660	Jewelry stores (5944)
661	Gift, novelty, and souvenir shops (5947)
662	Sewing, needlework and piece goods stores (5949)
663	Catalog and mail order houses (5961)
664-669	not used
670	Vending machine operators (5962)
671	Direct selling establishments (5963)

Code	Industry
672	Fuel dealers (598)
673-680	not used
681	Retail florists (5992)
682	Miscellaneous retail stores (593, 5948, 5993-5995, 5999)
683-690	not used
691	Not specified retail trade
692-699	not used
700-712	FINANCE, INSURANCE, AND REAL ESTATE
700	Banking (60 except 603 and 606)
701	Savings institutions, including credit unions (603, 606)
702	Credit agencies, n.e.c. (61)
703-709	not used
710	Security, commodity brokerage, and investment companies (62, 67)
711	Insurance (63, 64)
712	Real estate, including real estate-insurance offices (65)
713-720	not used
721-760	BUSINESS AND REPAIR SERVICES
721	Advertising (731)
722	Services to dwellings and other buildings (734)
723-730	not used
731	Personnel supply services (736)
732	Computer and data processing services (737)
733-739	not used
740	Detective and protective services (7381, 7382)
741	Business services, n.e.c. (732, 733, 735, 7383-7389)
742	Automotive rental and leasing, without drivers (751)
743-749	not used
750	Automotive parking and carwashes (752, 7542)
751	Automotive repair and related services (753, 7549)
752	Electrical repair shops (762, 7694)
753-759	not used
760	Miscellaneous repair services (763, 764, 7692, 7699)
761-791	PERSONAL SERVICES
761	PRIVATE HOUSEHOLDS (88)
762-791	PERSONAL SERVICES, EXCEPT PRIVATE HOUSEHOLD
762	Hotels and motels (701)
763-769	not used
770	Lodging places, except hotels and motels (702, 703, 704)
771	Laundry, cleaning, and garment services (721 except part 7219)
772	Beauty shops (723)
773-779	not used
780	Barber shops (724)
781	Funeral service and crematories (726)
782	Shoe repair shops (725)
783-789	not used
790	Dressmaking shops (part 7219)
791	Miscellaneous personal services (722, 729)
792-799	not used
800-810	ENTERTAINMENT AND RECREATION SERVICES
800	Theaters and motion pictures (781-783, 792)
801	Video tape rental (784)

Code	Industry
802	Bowling centers (793)
803-809	not used
810	Miscellaneous entertainment and recreation services (791, 794, 799)
811	not used
812-893	PROFESSIONAL AND RELATED SERVICES
812-830	MEDICAL SERVICES, EXCEPT HOSPITALS
812	Offices and clinics of physicians (801, 803)
813-819	not used
820	Offices and clinics of dentists (802)
821	Offices and clinics of chiropractors (8041)
822	Offices and clinics of optometrists (8042)
823-829	not used
830	Offices and clinics of health practitioners, n.e.c. (8043, 8049)
831	HOSPITALS (806)
832-840	MEDICAL SERVICES, EXCEPT HOSPITALS (Continued)
832	Nursing and personal care facilities (805)
833-839	not used
840	Health services, n.e.c. (807, 808, 809)
841	OTHER PROFESSIONAL SERVICES (also includes codes 872-893)
841	Legal services (81)
842-860	EDUCATIONAL SERVICES
842	Elementary and secondary schools (821)
843-849	not used
850	Colleges and universities (822)
851	Vocational schools (824)
852	Libraries (823)
853-859	not used
860	Educational services, n.e.c. (829)
861-871	SOCIAL SERVICES
861	Job training and vocational rehabilitation services (833)
862	Child day care services (part 835)
863	Family child care homes (part 835)
864-869	not used
870	Residential care facilities, without nursing (836)
871	Social services, n.e.c. (832, 839)
872-893	OTHER PROFESSIONAL SERVICES (Also includes code 840)
872	Museums, art galleries, and zoos (84)
873	Labor unions (863)
874-879	not used
880	Religious organizations (866)
881	Membership organizations, n.e.c. (861, 862, 864, 865, 869)
882	Engineering, architectural, and surveying services (871)
883-889	not used
890	Accounting, auditing, and bookkeeping services (872)
891	Research, development, and testing services (873)
892	Management and public relations services (874)
893	Miscellaneous professional and related services (899)
894-899	not used

Detailed Industry Recodes
(01-51)

These codes correspond to Item A-DTIND located in positions 218-219 of the adult record layout in all months except March. In March, these codes are located in positions 0157-0158.

Detailed Industry	Recode	Industry Code
Agriculture Service	01	012-030
Other Agriculture	02	010-011
Mining	03	040-050
Construction	04	060
Manufacturing (Durable Goods)		
Lumber and wood products, except furniture	05	230-241
Furniture and fixtures	06	242
Stone clay, glass, and concrete product	07	250-262
Primary metals	08	270-280
Fabricated metal	09	281-300
Not specified metal industries	10	301
Machinery, except electrical	11	310-332
Electrical machinery, equipment, and supplies	12	340-350
Motor vehicles and equipment	13	351
Aircraft and parts	14	352
Other transportation equipment	15	360-370
Professional and photographic equipment, and watches	16	371-382
Toys, amusements, and sporting goods	17	390
Miscellaneous and not specified manufacturing industries	18	391-392
Manufacturing (Nondurable Goods)		
Food and kindred products	19	100-122
Tobacco manufactures	20	130
Textile mill products	21	132-150
Apparel and other finished textile products	22	151-152
Paper and allied products	23	160-162
Printing, publishing and allied industries	24	171-172
Chemicals and allied products	25	180-192
Petroleum and coal products	26	200-201
Rubber and miscellaneous plastics products	27	210-212
Leather and leather products	28	220-222
Transportation	29	400-432
Communications	30	440-442
Utilities and Sanitary Services	31	450-472
Wholesale Trade	32	500-571
Retail Trade	33	580-691
Banking and Other Finance	34	700-710
Insurance and Real Estate	35	711-712
Private Household Services	36	761
Business Services	37	721-750

Code	Industry
900-932	PUBLIC ADMINISTRATION
900	Executive and legislative offices (911-913)
901	General government, n.e.c. (919)
902-909	not used
910	Justice, public order, and safety (92)
911-920	not used
921	Public finance, taxation, and monetary policy (93)
922	Administration of human resources programs (94)
923-929	not used
930	Administration of environmental quality and housing programs (95)
931	Administration of economic programs (96)
932	National security and international affairs (97)
933-990	not used
991	Assigned to persons whose labor force status is unemployed and whose last job was Armed Forces

Detailed Industry	Recode	Industry Code
Repair Services	38	751-760
Personal Services, Except Private Household	39	762-791
Entertainment and Recreation Services	40	800-810
Hospitals	41	831
Health Services, Except Hospitals	42	812-830 832-840
Educational Services	43	842-860
Social Services	44	861-871
Other Professional Services	45	841,872-893
Forestry and Fisheries	46	031,032
Justice, Public Order and Safety	47	910
Administration of Human Resource Programs	48	922
National Security and Internal Affairs	49	932
Other Public Administration	50	900,901,921,930,931
Armed Forces last job, currently employed	51	991

Major Industry Recodes
(01-23)

These codes correspond to Item A-MJIND located in positions 216-217 of the adults record layout in all months except March. In March, these codes are located in positions 0155-0156.

Major Industry	Recode	Industry Code
Agriculture	01	010-030
Mining	02	040-050
Construction	03	060
Manufacturing		
(Durable Goods)	04	230-392
Nondurable Goods	05	100-222
Transportation, communications and other public utilities		
Transportation	06	400-442
Communications and public utilities		
Communications	07	440-442
Utilities and sanitary service	08	450-472
Wholesale Trade		
Wholesale trade	09	500-571
Retail Trade	10	580-691
Finance, insurance, and real estate	11	700-712
Services		
Private households	12	761
Miscellaneous services		
Business and Repair Services	13	721-760
Personal services, except pri. hhlds.	14	762-791
Entertainment and recreation services	15	800-810
Professional and related Services		
Hospitals	16	831
Medical services, except hospitals	17	812-830, 832-840
Educational services	18	842-860
Social services	19	861-871
Other professional services	20	841, 872-893
Forestry and fisheries	21	031-032
Public administration	22	900-9332
Armed forces	23	991

Detailed Industry Recodes for Longest Job Last Year
 Supplement Field WEIND
 (00-47)

Detailed Industry	Recode	Industry Code
NIU(children)		
Agriculture	01	010-030
Mining	02	040-050
Construction	03	060
Manufacturing		
Durable Goods		
Lumber and Wood Products, except Furniture	04	230-241
Furniture and Fixtures	05	242
Stone, Clay, Glass, Concrete Products	06	250-262
Metal Industries		
Primary Metals	07	270-280
Fabricated Metals	08	281-300
Not Specified Metal Industries	09	301
Machinery, except Electrical	10	310-332
Electrical Machinery, Equipment, Supplies	11	340-350
Transportation Equipment		
Motor Vehicles and Equipment	12	351
Other Transportation Equipment		
Aircraft and Parts	13	352
Other Transportation Equipment	14	360-370
Professional and Photo Equipment, Watches	15	371-381
Toys, Amusements, and Sporting Goods	16	390
Miscellaneous and Not Specified	17	391-392
Nondurable Goods		
Food and Kindred Products	18	100-122
Tobacco Manufactures	19	130
Textile Mill Products	20	132-150
Apparel and Other Finished Textile Products	21	151-152
Paper and Allied Products	22	160-162
Printing, Publishing, and Allied Industries	23	171-172
Chemicals and Allied Products	24	180-192
Petroleum and Coal Products	25	200-201
Rubber and Miscellaneous Plastics Products	26	210-212
Leather and Leather Products	27	220-222
Transportation, Communications, and Other Public Utilities		
Transportation	28	400-432
Communication and Other Public Utilities		
Communication	29	440-442
Utilities and Sanitary Services	30	450-472
Wholesale and Retail Trade		
Wholesale Trade	31	500-571
Retail trade	32	580-691
Finance, Insurance, and Real Estate		
Banking and Other Finance	33	700-710
Insurance and Real Estate	34	711-712
Service		
Private Household	35	761
Miscellaneous Services		
Business and Repair Services		
Business Services	36	721-742
Repair Services	37	750-760
Personal Service except Private Household	38	762-791

Detailed Industry	Recode	Industry Code
Entertainment and Recreation Services	39	800-810
Professional and Related Services		
Hospitals	40	831
Health Services, except Hospitals	41	812-830, 832-840
Educational Services	42	842-860
Social Services	43	861-871
Other Professional Services	44	841, 872-893
Forestry and Fisheries	45	031-032
Public Administration	46	900-991
Never Worked (WKSWORK=0)	47	

Major Industry Group Recodes for Longest Job Last Year
 Supplement Field WEMIND
 (00-15)

Industry Group	Recode	Industry Code
NIU(children)	00	
Agriculture, Forestry, and Fisheries	01	O10-032
Mining	02	O40-050
Construction	03	O60
Manufacturing		
Durable Goods	04	230-392
Nondurable Goods	05	100-222
Transportation, Communication, and Other Public Utilities	06	400-472
Wholesale Trade	07	500-571
Retail Trade	08	580-691
Finance, Insurance, and Real Estate	09	700-712
Business and Repair Services	10	721-760
Personal Services Including Private Households	11	761-791
Entertainment and Recreation Services	12	800-810
Professional and Related Services	13	812-893
Public Administration	14	900-991
Never Worked (WKSWORK=0)	15	

APPENDIX B

OCCUPATIONAL CLASSIFICATION

Occupational Classification Codes for Detailed Occupational Categories (3-digit)

There are 500 categories for the employed with 1 additional category for the experienced unemployed. These categories are aggregated into 46 detailed groups and 14 major groups (see pages B-15 through B-17). The classification is developed from the 1980 Standard Occupational Classification. "n.e.c." is the abbreviation for not elsewhere classified.

These codes correspond to Item A-OCC located in the adults record layout. These codes are located in positions 0163-0165 in all months except March. In March, these codes are located in positions 0106-0108.

Code	Occupation
000-199	MANAGERIAL AND PROFESSIONAL SPECIALTY OCCUPATIONS
000-037	EXECUTIVE, ADMINISTRATIVE, AND MANAGERIAL OCCUPATIONS
000-002	not used
003	Legislators (111)
004	Chief executives and general administrators, public administration (112)
005	Administrators and officials, public administration (1132-1139)
006	Administrators, protective services (1131)
007	Financial managers (122)
008	Personnel and labor relations managers (123)
009	Purchasing managers (124)
010-012	not used
013	Managers, marketing, advertising, and public relations (125)
014	Administrators, education and related fields (128)
015	Managers, medicine and health (131)
016	Postmasters and mail superintendents (1344)
017	Managers, food serving and lodging establishments (1351)
018	Managers, properties and real estate (1353)
019	Funeral directors (part 1359)
020	not used
021	Managers, service organizations, n.e.c. (127, 1352, 1354, part 1359)
022	Managers and administrators, n.e.c. (121, 126, 132-1343, 136-139)
023-037	Management Related Occupations
023	Accountants and auditors (1412)
024	Underwriters (1414)
025	Other financial officers (1415, 1419)
026	Management analysts (142)
027	Personnel, training, and labor relations specialists (143)
028	Purchasing agents and buyers, farm products (1443)
029	Buyers, wholesale and retail trade except farm products (1442)
030-032	not used
033	Purchasing agents and buyers, n.e.c. (1449)
034	Business and promotion agents (145)
035	Construction inspectors (1472)
036	Inspectors and compliance officers, except construction (1473)
037	Management related occupations, n.e.c. (149)
038-042	not used
043-199	PROFESSIONAL SPECIALTY OCCUPATIONS
043-063	Engineers, Architects, and Surveyors
043	Architects (161)

Code	Occupation
044-059	Engineers
044	Aerospace (1622)
045	Metallurgical and materials (1623)
046	Mining (1624)
047	Petroleum (1625)
048	Chemical (1626)
049	Nuclear (1627)
050-052	not used
053	Civil (1628)
054	Agricultural (1632)
055	Electrical and electronic (1633, 1636)
056	Industrial (1634)
057	Mechanical (1635)
058	Marine and naval architects (1637)
059	Engineers, n.e.c. (1639)
060-062	not used
063	Surveyors and mapping scientists (164)
064-068	Mathematical and Computer Scientists
064	Computer systems analysts and scientists (171)
065	Operations and systems researchers and analysts (172)
066	Actuaries (1732)
067	Statisticians (1733)
068	Mathematical scientists, n.e.c. (1739)
069-083	Natural Scientists
069	Physicists and astronomers (1842, 1843)
070-072	not used
073	Chemists, except biochemists (1845)
074	Atmospheric and space scientists (1846)
075	Geologists and geodesists (1847)
076	Physical scientists, n.e.c. (1849)
077	Agricultural and food scientists (1853)
078	Biological and life scientists (1854)
079	Forestry and conservation scientists (1852)
080-082	not used
083	Medical scientists (1855)
084-089	Health Diagnosing Occupations
084	Physicians (261)
085	Dentists (262)
086	Veterinarians (27)
087	Optometrists (281)
088	Podiatrists (283)
089	Health diagnosing practitioners, n.e.c. (289)
090-094	not used
095-106	Health Assessment and Treating Occupations
095	Registered nurses (29)
096	Pharmacists (301)
097	Dietitians (302)
098-105	Therapists
098	Respiratory therapists (3031)
099	Occupational therapists (3032)
100-102	not used
103	Physical therapists (3033)
104	Speech therapists (3034)
105	Therapists, n.e.c. (3039)
106	Physicians' assistants (304)
107-112	not used
113-154	Teachers, Postsecondary

Code	Occupation
113	Earth, environmental, and marine science teachers (2212)
114	Biological science teachers (2213)
115	Chemistry teachers (2214)
116	Physics teachers (2215)
117	Natural science teachers, n.e.c. (2216)
118	Psychology teachers (2217)
119	Economics teachers (2218)
120-122	not used
123	History teachers (2222)
124	Political science teachers (2223)
125	Sociology teachers (2224)
126	Social science teachers, n.e.c. (2225)
127	Engineering teachers (2226)
128	Mathematical science teachers (2227)
129	Computer science teachers (2228)
130-132	not used
133	Medical science teachers (2231)
134	Health specialties teachers (2232)
135	Business, commerce, and marketing teachers (2233)
136	Agriculture and forestry teachers (2234)
137	Art, drama, and music teachers (2235)
138	Physical education teachers (2236)
139	Education teachers (2237)
140-142	not used
143	English teachers (2238)
144	Foreign language teachers (2242)
145	Law teachers (2243)
146	Social work teachers (2244)
147	Theology teachers (2245)
148	Trade and industrial teachers (2246)
149	Home economics teachers (2247)
150-152	not used
153	Teachers, postsecondary, n.e.c. (2249)
154	Postsecondary teachers, subject not specified
155-159	Teachers, Except Postsecondary
155	Teachers, prekindergarten and kindergarten (231)
156	Teachers, elementary school (232)
157	Teachers, secondary school (233)
158	Teachers, special education (235)
159	Teachers, n.e.c. (236, 239)
160-162	not used
163	Counselors, Educational and Vocational (24)
164-165	Librarians, Archivists, and Curators
164	Librarians (251)
165	Archivists and curators (252)
166-173	Social Scientists and Urban Planners
166	Economists (1912)
167	Psychologists (1915)
168	Sociologists (1916)
169	Social scientists, n.e.c. (1913, 1914, 1919)
170-172	not used
173	Urban planners (192)
174-177	Social, Recreation, and Religious Workers
174	Social workers (2032)
175	Recreation workers (2033)
176	Clergy (2042)
177	Religious workers, n.e.c. (2049)

Code	Occupation
178-179	Lawyers and Judges
178	Lawyers (211)
179	Judges (212)
180-182	not used
183-199	Writers, Artists, Entertainers, and Athletes
183	Authors (321)
184	Technical writers (398)
185	Designers (322)
186	Musicians and composers (323)
187	Actors and directors (324)
188	Painters, sculptors, craft-artists, and artist printmakers (325)
189	Photographers (326)
190-192	not used
193	Dancers (327)
194	Artists, performers, and related workers, n.e.c. (328, 329)
195	Editors and reporters (331)
196	not used
197	Public relations specialists (332)
198	Announcers (333)
199	Athletes (34)
200-202	not used
203-389	TECHNICAL, SALES, AND ADMINISTRATIVE SUPPORT OCCUPATIONS
203-235	TECHNICIANS AND RELATED SUPPORT OCCUPATIONS
203-208	Health Technologists and Technicians
203	Clinical laboratory technologists and technicians (362)
204	Dental hygienists (363)
205	Health record technologists and technicians (364)
206	Radiologic technicians (365)
207	Licensed practical nurses (366)
208	Health technologists and technicians, n.e.c. (369)
209-212	not used
213-235	Technologists and Technicians, Except Health
213-218	Engineering and Related Technologists and Technicians
213	Electrical and electronic technicians (3711)
214	Industrial engineering technicians (3712)
215	Mechanical engineering technicians (3713)
216	Engineering technicians, n.e.c. (3719)
217	Drafting occupations (372)
218	Surveying and mapping technicians (373)
219-222	not used
223-225	Science Technicians
223	Biological technicians (382)
224	Chemical technicians (3831)
225	Science technicians, n.e.c. (3832, 3833, 384, 389)
226-235	Technicians, Except Health, Engineering, and Science
226	Airplane pilots and navigators (825)
227	Air traffic controllers (392)
228	Broadcast equipment operators (393)
229	Computer programmers (3971, 3972)
230-232	not used
233	Tool programmers, numerical control (3974)
234	Legal assistants (396)
235	Technicians, n.e.c. (399)
236-242	not used
243-285	SALES OCCUPATIONS

Code	Occupation
243	Supervisors and Proprietors, Sales Occupations (40)
244-252	not used
253-257	Sales Representatives, Finance and Business Services
253	Insurance sales occupations (4122)
254	Real estate sales occupations (4123)
255	Securities and financial services sales occupations (4124)
256	Advertising and related sales occupations (4153)
257	Sales occupations, other business services (4152)
258-259	Sales Representatives, Commodities, Except Retail
258	Sales engineers (421)
259	Sales representatives, mining, manufacturing, and wholesale (423, 424)
260-262	not used
263-278	Sales Workers, Retail and Personal Services
263	Sales workers, motor vehicles and boats (4342, 4344)
264	Sales workers, apparel (4346)
265	Sales workers, shoes (4351)
266	Sales workers, furniture and home furnishings (4348)
267	Sales workers, radio, TV, hi-fi, and appliances (4343, 4352)
268	Sales workers, hardware and building supplies (4353)
269	Sales workers, parts (4367)
270-273	not used
274	Sales workers, other commodities (4345, 4347, 4354, 4356, 4359, 4362, 4369)
275	Sales counter clerks (4363)
276	Cashiers (4364)
277	Street and door-to-door sales workers (4366)
278	News vendors (4365)
279-282	not used
283-285	Sales Related Occupations
283	Demonstrators, promoters and models, sales (445)
284	Auctioneers (447)
285	Sales support occupations, n.e.c. (444, 446, 449)
286-302	not used
303-389	ADMINISTRATIVE SUPPORT OCCUPATIONS, INCLUDING CLERICAL
303-307	Supervisors, Administrative Support Occupations
303	Supervisors, general office (4511, 4513, 4514, 4516, 4519, 4529)
304	Supervisors, computer equipment operators (4512)
305	Supervisors, financial records processing (4521)
306	Chief communications operators (4523)
307	Supervisors, distribution, scheduling, and adjusting clerks (4522, 4524-4528)
308-309	Computer Equipment Operators
308	Computer operators (4612)
309	Peripheral equipment operators (4613)
310-312	not used
313-315	Secretaries, Stenographers, and Typists
313	Secretaries (4622)
314	Stenographers (4623)
315	Typists (4624)
316-323	Information Clerks
316	Interviewers (4642)
317	Hotel clerks (4643)
318	Transportation ticket and reservation agents (4644)
319	Receptionists (4645)
320-322	not used
323	Information clerks, n.e.c. (4649)
324	not used
325-336	Records Processing Occupations, Except Financial

Code	Occupation
325	Classified-ad clerks (4662)
326	Correspondence clerks (4663)
327	Order clerks (4664)
328	Personnel clerks, except payroll and timekeeping (4692)
329	Library clerks (4694)
330-334	not used
335	File clerks (4696)
336	Records clerks (4699)
337-344	Financial Records Processing Occupations
337	Bookkeepers, accounting, and auditing clerks (4712)
338	Payroll and timekeeping clerks (4713)
339	Billing clerks (4715)
340-342	not used
343	Cost and rate clerks (4716)
344	Billing, posting, and calculating machine operators (4718)
345-347	Duplicating, Mail and Other Office Machine Operators
345	Duplicating machine operators (4722)
346	Mail preparing and paper handling machine operators (4723)
347	Office machine operators, n.e.c. (4729)
348-353	Communications Equipment Operators
348	Telephone operators (4732)
350-352	not used
353	Communications equipment operators, n.e.c. (4733, 4739)
354-357	Mail and Message Distributing Occupations
354	Postal clerks, except mail carriers (4742)
355	Mail carriers, postal service (4743)
356	Mail clerks, except postal service (4744)
357	Messengers (4745)
358	not used
359-374	Material Recording, Scheduling, and Distributing Clerks
359	Dispatchers (4751)
360-362	not used
363	Production coordinators (4752)
364	Traffic, shipping, and receiving clerks (4753)
365	Stock and inventory clerks (4754)
366	Meter readers (4755)
367	not used
368	Weighers, measurers, checkers, and samplers (4756, 4757)
369-372	not used
373	Expeditors (4758)
374	Material recording, scheduling, and distributing clerks, n.e.c. (4759)
375-378	Adjusters and Investigators
375	Insurance adjusters, examiners, and investigators (4782)
376	Investigators and adjusters, except insurance (4783)
377	Eligibility clerks, social welfare (4784)
378	Bill and account collectors (4786)
379-389	Miscellaneous Administrative Support Occupations
379	General office clerks (463)
380-382	not used
383	Bank tellers (4791)
384	Proofreaders (4792)
385	Data-entry keyers (4793)
386	Statistical clerks (4794)
387	Teachers' aides (4795)
388	not used
389	Administrative support occupations, n.e.c. (4787, 4799)
390-402	not used

Code	Occupation
403-469	SERVICE OCCUPATIONS
403-407	PRIVATE HOUSEHOLD OCCUPATIONS
403	Launderers and ironers (503)
404	Cooks, private household (504)
405	Housekeepers and butlers (505)
406	Child care workers, private household (506)
407	Private household cleaners and servants (502, 507, 509)
408-412	not used
413-427	PROTECTIVE SERVICE OCCUPATIONS
413-415	Supervisors, Protective Service Occupations
413	Supervisors, firefighting and fire prevention occupations (5111)
414	Supervisors, police and detectives (5112)
415	Supervisors, guards (5113)
416-417	Firefighting and Fire Prevention Occupations
416	Fire inspection and fire prevention occupations (5122)
417	Firefighting occupations (5123)
418-424	Police and Detectives
418	Police and detectives, public service (5132)
419-422	not used
423	Sheriffs, bailiffs, and other law enforcement officers (5134)
424	Correctional institution officers (5133)
425-432	Guards
425	Crossing guards (5142)
426	Guards and police, except public service (5144)
427	Protective service occupations, n.e.c. (5149)
428-432	not used
433-469	SERVICE OCCUPATIONS, EXCEPT PROTECTIVE AND HOUSEHOLD
433-444	Food Preparation and Service Occupations
433	Supervisors, food preparation and service occupations (5211)
434	Bartenders (5212)
435	Waiters and waitresses (5213)
436	Cooks (5214, 5215)
437	not used
438	Food counter, fountain and related occupations (5216)
439	Kitchen workers, food preparation (5217)
440-442	not used
443	Waiters'/waitresses' assistants (5218)
444	Miscellaneous food preparation occupations (5219)
445-447	Health Service Occupations
445	Dental assistants (5232)
446	Health aides, except nursing (5233)
447	Nursing aides, orderlies, and attendants (5236)
448-455	Cleaning and Building Service Occupations, Except Household
448	Supervisors, cleaning and building service workers (5241)
449	Maids and housemen (5242, 5249)
450-452	not used
453	Janitors and cleaners (5244)
454	Elevator operators (5245)
455	Pest control occupations (5246)
456-469	Personal Service Occupations
456	Supervisors, personal service occupations (5251)
457	Barbers (5252)
458	Hairdressers and cosmetologists (5253)
459	Attendants, amusement and recreation facilities (5254)

Code	Occupation
460	not used
461	Guides (5255)
462	Ushers (5256)
463	Public transportation attendants (5257)
464	Baggage porters and bellhops (5262)
465	Welfare service aides (5263)
466	Family child care providers (part 5264)
467	Early childhood teacher's assistants (part 5264)
468	Child care workers, n.e.c. (part 5264)
469	Personal service occupations, n.e.c. (5258, 5269)
470-472	not used

473-499 FARMING, FORESTRY, AND FISHING OCCUPATIONS

473-476	Farm Operators and Managers
473	Farmers, except horticultural (5512-5514)
474	Horticultural specialty farmers (5515)
475	Managers, farms, except horticultural (5522-5524)
476	Managers, horticultural specialty farms (5525)
477-489	Other Agricultural and Related Occupations
477-484	Farm Occupations, Except Managerial
477	Supervisors, farm workers (5611)
478	not used
479	Farm workers (5612-5617)
480-482	not used
483	Marine life cultivation workers (5618)
484	Nursery workers (5619)
485-489	Related Agricultural Occupations
485	Supervisors, related agricultural occupations (5621)
486	Groundskeepers and gardeners, except farm (5622)
487	Animal caretakers, except farm (5624)
488	Graders and sorters, agricultural products (5625)
489	Inspectors, agricultural products (5627)
490-493	not used
494-496	Forestry and Logging Occupations
494	Supervisors, forestry and logging workers (571)
495	Forestry workers, except logging (572)
496	Timber cutting and logging occupations (573, 579)
497-499	Fishers, Hunters, and Trappers
497	Captains and other officers, fishing vessels (part 8241)
498	Fishers (583)
499	Hunters and trappers (584)
500-502	not used

503-699 PRECISION PRODUCTION, CRAFT, AND REPAIR OCCUPATIONS

503-552	Mechanics and Repairers
503	Supervisors, mechanics and repairers (60)
504	not used
505-549	Mechanics and Repairers, Except Supervisors
505-517	Vehicle and Mobile Equipment Mechanics and Repairers
505	Automobile mechanics (part 6111)
506	Automobile mechanic apprentices (part 6111)
507	Bus, truck, and stationary engine mechanics (6112)
508	Aircraft engine mechanics (6113)
509	Small engine repairers (6114)
510-513	not used
514	Automobile body and related repairers (6115)
515	Aircraft mechanics, except engine (6116)

Code	Occupation
516	Heavy equipment mechanics (6117)
517	Farm equipment mechanics (6118)
518	Industrial machinery repairers (613)
519	Machinery maintenance occupations (614)
520-522	not used
523-533	Electrical and Electronic Equipment Repairers
523	Electronic repairers, communications and industrial equipment (6151, 6153, 6155)
524	not used
525	Data processing equipment repairers (6154)
526	Household appliance and power tool repairers (6156)
527	Telephone line installers and repairers (6157)
528	not used
529	Telephone installers and repairers (6158)
530-532	not used
533	Miscellaneous electrical and electronic equipment repairers (6152, 6159)
534	Heating, air conditioning, and refrigeration mechanics (616)
535-549	Miscellaneous Mechanics and Repairers
535	Camera, watch, and musical instrument repairers (6171, 6172)
536	Locksmiths and safe repairers (6173)
537	not used
538	Office machine repairers (6174)
539	Mechanical controls and valve repairers (6175)
540-542	not used
543	Elevator installers and repairers (6176)
544	Millwrights (6178)
545-546	not used
547	Specified mechanics and repairers, n.e.c. (6177, 6179)
548	not used
549	Not specified mechanics and repairers
550-552	not used
553-599	Construction Trades
553-558	Supervisors, Construction Occupations
553	Supervisors, brickmasons, stonemasons, and tile setters (6312)
554	Supervisors, carpenters and related workers (6313)
555	Supervisors, electricians and power transmission installers (6314)
556	Supervisors, painters, paperhangers, and plasterers (6315)
557	Supervisors, plumbers, pipefitters, and steamfitters (6316)
558	Supervisors, construction, n.e.c. (6311, 6318)
559-562	not used
563-599	Construction Trades, Except Supervisors
563	Brickmasons and stonemasons (part 6412, part 6413)
564	Brickmason and stonemason apprentices (part 6412, part 6413)
565	Tile setters, hard and soft (part 6414, part 6462)
566	Carpet installers (part 6462)
567	Carpenters (part 6422)
568	not used
569	Carpenter apprentices (part 6422)
570-572	not used
573	Drywall installers (6424)
574	not used
575	Electricians (part 6432)
576	Electrician apprentices (part 6432)
577	Electrical power installers and repairers (6433)
578	not used
579	Painters, construction and maintenance (6442)
582	not used
583	Paperhangers (6443)

Code	Occupation
584	Plasterers (6444)
585	Plumbers, pipefitters, and steamfitters (part 645)
586	not used
587	Plumber, pipefitter, and steamfitter apprentices (part 645)
588	Concrete and terrazzo finishers (6463)
589	Glaziers (6464)
590-592	not used
593	Insulation workers (6465)
594	Paving, surfacing, and tamping equipment operators (6466)
595	Roofers (6468)
596	Sheetmetal duct installers (6472)
597	Structural metal workers (6473)
598	Drillers, earth (6474)
599	Construction trades, n.e.c. (6467, 6475, 6476, 6479)
600-612	not used
613-617	Extractive Occupations
613	Supervisors, extractive occupations (632)
614	Drillers, oil well (652)
615	Explosives workers (653)
616	Mining machine operators (654)
617	Mining occupations, n.e.c. (656)
618-627	not used
628-699	Precision Production Occupations
628	Supervisors, production occupations (67, 71)
629-633	not used
634-655	Precision Metal Working Occupations
634	Tool and die makers (part 6811)
635	Tool and die maker apprentices (part 6811)
636	Precision assemblers, metal (6812)
637	Machinists (part 6813)
638	not used
639	Machinist apprentices (part 6813)
640-642	not used
643	Boilermakers (6814)
644	Precision grinders, filers, and tool sharpeners (6816)
645	Patternmakers and model makers, metal (6817)
646	Lay-out workers (6821)
647	Precious stones and metals workers (Jewelers) (6822, 6866)
648	not used
649	Engravers, metal (6823)
650-652	not used
653	Sheet metal workers (part 6824)
654	Sheet metal worker apprentices (part 6824)
655	Miscellaneous precision metal workers (6829)
656-659	Precision Woodworking Occupations
656	Patternmakers and model makers, wood (6831)
657	Cabinet makers and bench carpenters (6832)
658	Furniture and wood finishers (6835)
659	Miscellaneous precision woodworkers (6839)
660-665	not used
666-674	Precision Textile, Apparel, and Furnishings Machine Workers
666	Dressmakers (part 6852, part 7752)
667	Tailors (part 6852)
668	Upholsterers (6853)
669	Shoe repairers (6854)
670-673	not used
674	Miscellaneous precision apparel and fabric workers (6856, 6859, part 7752)

Code	Occupation
675-684	Precision Workers, Assorted Materials
675	Hand molders and shapers, except jewelers (6861)
676	Patternmakers, lay-out workers, and cutters (6862)
677	Optical goods workers (6864, part 7477, part 7677)
678	Dental laboratory and medical appliance technicians (6865)
679	Bookbinders (6844)
680-682	not used
683	Electrical and electronic equipment assemblers (6867)
684	Miscellaneous precision workers, n.e.c. (6869)
685	not used
686-688	Precision Food Production Occupations
686	Butchers and meat cutters (6871)
687	Bakers (6872)
688	Food batchmakers (6873, 6879)
689-693	Precision Inspectors, Testers, and Related Workers
689	Inspectors, testers, and graders (6881, 828)
690-692	not used
693	Adjusters and calibrators (6882)
694-699	Plant and System Operators
694	Water and sewage treatment plant operators (691)
695	Power plant operators (part 693)
696	Stationary engineers (part 693, 7668)
697-698	not used
699	Miscellaneous plant and system operators (692, 694, 695, 696)
700-702	not used

703-889

OPERATORS, FABRICATORS, AND LABORERS

703-799

MACHINE OPERATORS, ASSEMBLERS, AND INSPECTORS

703-779

Machine Operators and Tenders, Except Precision

703-715

Metal Working and Plastic Working Machine Operators

703

Lathe and turning machine set-up operators (7312)

704

Lathe and turning machine operators (7512)

705

Milling and planing machine operators (7313, 7513)

706

Punching and stamping press machine operators (7314, 7317, 7514, 7517)

707

Rolling machine operators (7316, 7516)

708

Drilling and boring machine operators (7318, 7518)

709

Grinding, abrading, buffing, and polishing machine operators (7322, 7324, 7522)

710-712

not used

713

Forging machine operators (7319, 7519)

714

Numerical control machine operators (7326)

715

Miscellaneous metal, plastic, stone, and glass working machine operators (7329, 7529)

716

not used

717

Fabricating machine operators, n.e.c. (7339, 7539)

718

not used

719-725

Metal and Plastic Processing Machine Operators

719

Molding and casting machine operators (7315, 7342, 7515, 7542)

720-722

not used

723

Metal plating machine operators (7343, 7543)

724

Heat treating equipment operators (7344, 7544)

725

Miscellaneous metal and plastic processing machine operators (7349, 7549)

726-733

Woodworking Machine Operators

726

Wood lathe, routing, and planing machine operators (7431, 7432, 7631, 7632)

727

Sawing machine operators (7433, 7633)

728

Shaping and joining machine operators (7435, 7635)

729

Nailing and tacking machine operators (7636)

730-732

not used

733

Miscellaneous woodworking machine operators (7434, 7439, 7634, 7639)

Code	Occupation
734-737	Printing Machine Operators
734	Printing press operators (7443, 7643)
735	Photoengravers and lithographers (6842, 7444, 7644)
736	Typesetters and compositors (6841, 7642)
737	Miscellaneous printing machine operators (6849, 7449, 7649)
738-749	Textile, Apparel, and Furnishings Machine Operators
738	Winding and twisting machine operators (7451, 7651)
739	Knitting, looping, taping, and weaving machine operators (7452, 7652)
740-742	not used
743	Textile cutting machine operators (7654)
744	Textile sewing machine operators (7655)
745	Shoe machine operators (7656)
746	not used
747	Pressing machine operators (7657)
748	Laundrying and dry cleaning machine operators (6855, 7658)
749	Miscellaneous textile machine operators (7459, 7659)
750-752	not used
753-779	Machine Operators, Assorted Materials
753	Cementing and gluing machine operators (7661)
754	Packaging and filling machine operators (7462, 7662)
755	Extruding and forming machine operators (7463, 7663)
756	Mixing and blending machine operators (7664)
757	Separating, filtering, and clarifying machine operators (7476, 7666, 7676)
758	Compressing and compacting machine operators (7467, 7667)
759	Painting and paint spraying machine operators (7669)
760-762	not used
763	Roasting and baking machine operators, food (7472, 7672)
764	Washing, cleaning, and pickling machine operators (7673)
765	Folding machine operators (7474, 7674)
766	Furnace, kiln, and oven operators, except food (7675)
767	not used
768	Crushing and grinding machine operators (part 7477, part 7677)
769	Slicing and cutting machine operators (7478, 7678)
770-772	not used
773	Motion picture projectionists (part 7479)
774	Photographic process machine operators (6863, 6868, 7671)
775-776	not used
777	Miscellaneous machine operators, n.e.c. (part 7479, 7665, 7679)
778	not used
779	Machine operators, not specified
780-782	not used
783-795	Fabricators, Assemblers, and Hand Working Occupations
783	Welders and cutters (7332, 7532, 7714)
784	Solderers and brazers (7333, 7533, 7717)
785	Assemblers (772, 774)
786	Hand cutting and trimming occupations (7753)
787	Hand molding, casting, and forming occupations (7754, 7755)
788	not used
789	Hand painting, coating, and decorating occupations (7756)
790-792	not used
793	Hand engraving and printing occupations (7757)
794	not used
795	Miscellaneous hand working occupations (7758, 7759)
796-799	Production Inspectors, Testers, Samplers, and Weighers
796	Production inspectors, checkers, and examiners (782, 787)
797	Production testers (783)
798	Production samplers and weighers (784)

Code	Occupation
799	Graders and sorters, except agricultural (785)
800-802	not used
803-859	TRANSPORTATION AND MATERIAL MOVING OCCUPATIONS
803-814	Motor Vehicle Operators
803	Supervisors, motor vehicle operators (8111)
804	Truck drivers (8212-8214)
805	not used
806	Driver-sales workers (8218)
807	not used
808	Bus drivers (8215)
809	Taxicab drivers and chauffeurs (8216)
810-812	not used
813	Parking lot attendants (874)
814	Motor transportation occupations, n.e.c. (8219)
815-822	not used
823-834	Transportation Occupations, Except Motor Vehicles
823-826	Rail Transportation Occupations
823	Railroad conductors and yardmasters (8113)
824	Locomotive operating occupations (8232)
825	Railroad brake, signal, and switch operators (8233)
826	Rail vehicle operators, n.e.c. (8239)
827	not used
828-834	Water Transportation Occupations
828	Ship captains and mates, except fishing boats (part 8241, 8242)
829	Sailors and deckhands (8243)
830-832	not used
833	Marine engineers (8244)
834	Bridge, lock, and lighthouse tenders (8245)
835-842	not used
843-859	Material Moving Equipment Operators
843	Supervisors, material moving equipment operators (812)
844	Operating engineers (8312)
845	Longshore equipment operators (8313)
846-847	not used
848	Hoist and winch operators (8314)
849	Crane and tower operators (8315)
850-852	not used
853	Excavating and loading machine operators (8316)
854	not used
855	Grader, dozer, and scraper operators (8317)
856	Industrial truck and tractor equipment operators (8318)
857-858	not used
859	Miscellaneous material moving equipment operators (8319)
860-863	not used
864-889	HANDLERS, EQUIPMENT CLEANERS, HELPERS, AND LABORERS
864	Supervisors, handlers, equipment cleaners, and laborers, n.e.c. (85)
865	Helpers, mechanics, and repairers (863)
866-868	Helpers, Construction, and Extractive Occupations
866	Helpers, construction trades (8641-8645, 8648)
867	Helpers, surveyor (8646)
868	Helpers, extractive occupations (865)
869	Construction laborers (871)
870-873	not used
874	Production helpers (861, 862)
875-883	Freight, Stock, and Material Handlers

Code	Occupation
875	Garbage collectors (8722)
876	Stevedores (8723)
877	Stock handlers and baggers (8724)
878	Machine feeders and offbearers (8725)
879-882	not used
883	Freight, stock, and material handlers, n.e.c. (8726)
884	not used
885	Garage and service station related occupations (873)
886	not used
887	Vehicle washers and equipment cleaners (875)
888	Hand packers and packagers (8761)
889	Laborers, except construction (8769)
890-904	not used
905	Assigned to persons whose current labor force status is unemployed and whose last job was Armed Forces.

Detailed Occupation Recodes
(01-46)

These codes correspond to the Item A-DTOCC located in positions 222-223 of the adults record layout in all months except March. In March, these codes are located in positions 0161-0162.

Detailed Occupation	Recode	Occupation Code
Administrators and Officials, Public Administration	01	003-006
Other Executive, Administrators, and Managers	02	007-022
Management Related Occupations	03	023-037
Engineers	04	044-059
Mathematical and Computer Scientists	05	064-068
Natural Scientists	06	069-083
Health Diagnosing Occupations	07	084-089
Health Assessment and Treating Occupations	08	095-106
Teachers, College and University	09	113-154
Teachers, Except College and University	10	155-159
Lawyers and Judges	11	178-179
Other Professional Specialty Occupations	12	043,063, 163-177, 183-199
Health Technologists and Technicians	13	203-208
Engineering and Science Technicians	14	213-225
Technicians, Except Health Engineering, and Science	15	226-235
Supervisors and Proprietors, Sales Occupations	16	243
Sales Representatives, Finance, and Business Service	17	253-257
Sales Representatives, Commodities, Except Retail	18	258-259
Sales Workers, Retail and Personal Services	19	263-278
Sales Related Occupations	20	283-285
Supervisors - Administrative Support	21	303-307
Computer Equipment Operators	22	308-309
Secretaries, Stenographers, and Typists	23	313-315
Financial Records, Processing Occupations	24	337-344
Mail and Message Distributing	25	354-357
Other Administrative Support Occupations, Including Clerical	26	316-336, 345-353, 359-389
Private Household Service Occupations	27	403-407
Protective Service Occupations	28	413-427
Food Service Occupations	29	433-444
Health Service Occupations	30	445-447
Cleaning and Building Service Occupations	31	448-455
Personal Service Occupations	32	456-469

Detailed Occupation	Recode	Occupation Code
Mechanics and Repairers	33	503-549
Construction Trades	34	553-599
Other Precision Production Occupations	35	613-699
Machine Operators and Tenders, Except Precision	36	703-779
Fabricators, Assemblers, Inspectors, and Samplers	37	783-799
Motor Vehicle Operators	38	803-814
Other Transportation Occupations and Material Moving	39	823-859
Construction Laborer	40	869
Freight, Stock and Material Handlers	41	875-883
Other Handlers, Equipment Cleaners, and Laborers	42	863-868 874, 885-889
Farm Operators and Managers	43	473-476
Farm Workers and Related Occupations	44	477-489
Forestry and Fishing Occupations	45	494-499
Armed Forces last job, currently unemployed	46	905

**Major Occupation Group Recodes
(01-14)**

These codes correspond to the Item A-MJOCC located in positions 220-221 of the adults record layout in all months except March. In March, these codes are located in positions 0159-0160.

Occupation Group	Recode	Occupation Code
Managerial and professional specialty occupations		
Executive, administrative, and managerial occupations	01	003-037
Professional specialty occupations	02	043-199
Technical, sales, and administrative support occupations		
Technicians and related support occupations	03	203-235
Sales occupations	04	243-285
Administrative support occupations, including clerical	05	303-389
Service Occupations		
Private household occupations	06	403-407
Protective service occupations	07	413-427
Service occupations, except protective and household	08	433-469
Precision production, craft, and repair occupations	09	503-699
Operators, fabricators, and laborers		
Machine operators, assemblers, and inspectors	10	703-799
Transportation and material moving equipment occupations	11	803-859
Handlers, equipment cleaners, helpers, and laborers	12	864-889
Farming, forestry, and fishing occupations	13	473-499
Armed Forces last job, currently unemployed	14	905

Detailed Occupation Recodes for Longest Job Last Year
 Supplement Field POCCU2
 (00-53)

Detailed Occupation	Recode	Occupation Code
NIU (children)	00	
Administrators and Officials		
Public Administration	01	003-006
Other Managers		
Salaried	03	007-022
Self-employed (LJCW=6)	04	007-022
Management Related Occupations	05	024-037
Accountants and Auditors	06	023
Professional Specialty Occupations		
Architects and Surveyors	07	043,063
Engineers	08	044-059
Natural Scientists and Mathematicians	09	065-083
Computer Systems Analysts and Scientists	10	064
Health Diagnosing Occupations		
Health Diagnosing exc. Physicians & Dentists	11	086-089
Physicians and Dentists	12	084-085
Health Assessment and Treating Occupations	13	095-106
Teachers, Librarians, and Counselors	14	113-154, 163-165
Teachers except Postsecondary	15	155-159
Other Professional Specialty Occupations	16	166-199
Technical, Sales and Administrative Support Occupations		
Health Technologists and Technicians	17	203-208
Engineering and Science Technicians	18	213-225
Technicians except Health, Engineering, and Science	19	226-235
Sales Occupations		
Supervisors and Proprietors	20	243
Sales Representatives, commodities and finance	21	253-259
Other Sales Occupations	22	263-285
Administrative Support Occupations, Including Clerical		
Computer Equipment Operators	23	308-309
Secretaries, Stenographers, and Typists	24	313-315
Financial Records Processing Occupations	25	337-344
Other Administrative Support Occupations, Including Clerical	26	303-307, 316-336, 345-389
Service Occupations		
Private Household Occupations	27	403-407
Protective Service Occupations	28	413-427
Food Service Occupations	29	433-444
Health Service Occupations	30	445-447
Cleaning and Building Service Occupations	31	448-455
Personal Service Occupations	32	456-469
Farming, Forestry, and Fishing Occupations		
Farm Operators and Managers	33	473-476
Farm Occupations, except Managerial	34	477-484
Related Agricultural Occupations	35	485-489
Forestry and Fishing Occupations	36	494-499
Precision Production, Craft, and Repair Occupations		
Mechanics and Repairers	37	503-549
Construction Trades and Extractive Occupations	38	553-566, 573-617
Carpenters	39	567-569

Detailed Occupation	Recode	Occupation Code
Precision Production Occupations		
Supervisors, Production Occupations	40	628
Precision Metal Working Occupations	41	634-655
Other Precision Production Occupations	42	656-699
Operators, Fabricators, and Laborers		
Machine Operators, Assemblers, and Inspectors		
Machine Operators and Tenders, exc. Precision	43	703-779
Fabricators, Assemblers, and Hand-working Occupations	44	783-795
Production Inspectors, Testers, Samplers, and eighers	45	796-799
Transportation Occupations	46	803-834
Material Moving Equipment Operators	47	843-859
Handlers, Equipment Cleaners, Helpers and Laborers		
Construction Laborers	48	869
Freight, Stock and Material Handlers	49	875-883
Other Specified Handlers, Equipment Cleaners and Helpers	50	864-868, 874, 885-888
Laborers, except Construction	51	889
Armed Forces	52	905
Never Worked (WKSWORK=0)	53	

Major Occupation Group Recodes for Longest Job Last Year
 Supplement Field WEMOCG
 (00-15)

Occupation Group	Recode	Occupation Code
NTU (children)	00	
Managerial and Professional Specialty Occupations		
Executive, Administrative, and Managerial Occupations	01	003-037
Professional Specialty Occupations	02	043-199
Technical, Sales, and Administrative Support Occupations		
Technicians and Related Support Occupations	03	203-235
Sales Occupations	04	243-285
Administrative Support Occupations, Including Clerical	05	303-389
Service Occupations		
Private Household Occupations	06	403-407
Protective Service Occupations	07	413-427
Service Occupations, except Household and Protective	08	433-469
Farming, Forestry, and Fishing Occupations	09	473-499
Precision Production, Craft, and Repair Occupations	10	503-699
Operators, Fabricators, and Laborers		
Machine Operators, Assemblers, and Inspectors	11	703-799
Transportation and Material Moving Occupations	12	803-859
Handlers, Equipment Cleaners, Helpers, and Laborers	13	864-889
Armed Forces	14	905
Never Worked (WKSWORK=0)	15	

APPENDIX C

Selected Tables from the Current Population Survey, March 1992

Table 1 - Population by Age, Race, Sex, Origin, and Population Status

Table 2 - Population by Race, Sex, Origin, and Relationship to Head

Table 3 - Weighted and Unweighted Counts

Table 4 - Persons 15+ Years Old by Race, Sex, and Type of Income

Table 5 - Families and Unrelated Individuals 15+ by Race and Sex of Head and Type of Income

Table 6 - Household and Family Units by Race and Origin

Table 7 - Persons 15 Years and Over by Total Money Income, Race, and Sex

Table 8 - Families and Unrelated Individuals 15+ by Total Money Income

Table 9 - Work Experience of Persons 16 Years Old and Over by Race, Sex, and Work Experience

Table 10 - Mobility by Sex, Race, Hispanic Origin, and Residence

TABLE 1. POPULATION BY AGE, RACE, SEX, ORIGIN, AND POPULATION STATUS, MARCH 19

MARCH SUPPLEMENT - WEIGHTED COUNT	ALL RACES		WHITE		BLACK		OTHER	
	TOTAL	*MALE*	*TOTAL*	*MALE*	*TOTAL*	*MALE*	*TOTAL*	*MALE*
TOTAL CIV.. AF. AND GO	251434	122528	210248	103965	107281	31438	14781	9751
LESS THAN 15 YEARS OLD	56191	28758	27423	22916	21771	8897	4528	2608
15+ YEARS OLD	195243	93760	165559	80049	85510	22541	10252	7143
CIVILIANS	250593	121728	209580	102336	107244	31286	14634	9727
TOTAL	56191	28758	27423	22916	21771	8897	4528	2608
LESS THAN 15 YEARS OLD	194402	92960	164894	79420	85473	22389	10105	7119
ARMED FORCES	841	801	666	629	37	152	147	24
TOTAL	0	0	0	0	0	0	0	0
LESS THAN 15 YEARS OLD	841	801	666	629	37	152	147	24
15+ YEARS OLD	0	0	0	0	0	0	0	0
HISPANIC ORIGIN	22095	11051	21040	10537	10503	514	240	540
TOTAL	6551	3323	6234	3170	3064	147	62	170
LESS THAN 15 YEARS OLD	15543	7738	14806	7367	7439	367	178	370
MARCH SUPPLEMENT - UNIT COUNT	155796	75138	133124	64562	68562	15925	7272	6747
TOTAL CIV.. AF. AND GO	36245	18506	29622	15091	14531	4781	2448	1842
LESS THAN 15 YEARS OLD	119551	56632	103502	49471	54031	11144	4824	4805
CIVILIANS	155212	74585	132647	64113	68534	15838	7188	6727
TOTAL	36245	18506	29622	15091	14531	4781	2448	1842
LESS THAN 15 YEARS OLD	118967	56079	103025	49022	54003	11057	4740	4885
ARMED FORCES	584	553	477	449	28	87	84	20
TOTAL	0	0	0	0	0	0	0	0
LESS THAN 15 YEARS OLD	584	553	477	449	28	87	84	20
15+ YEARS OLD	0	0	0	0	0	0	0	0
HISPANIC ORIGIN	20230	10015	19200	9511	9689	471	209	559
TOTAL	6042	3164	5732	3001	2731	136	64	174
LESS THAN 15 YEARS OLD	14188	6851	13468	6510	6958	335	145	385
15+ YEARS OLD	0	0	0	0	0	0	0	0

TABLE 2. POPULATION BY RACE, SEX, ORIGIN, AND RELATIONSHIP TO HEAD, MARCH 19

	ALL RACES		WHITE		BLACK		OTHER					
	MALE	FEMALE	MALE	FEMALE	MALE	FEMALE	MALE	FEMALE				
ALL PERSONS	281434	122528	128908	210248	102965	107281	31438	14781	16657	9751	4782	4969
HH RELATIONSHIP	67173	51271	15903	57224	46017	11207	7716	3603	4113	2233	1651	582
TOTAL PERSONS	284968	12428	15068	24451	10476	13975	3267	1594	1773	678	1651	582
FAMILY HOUSEHOLDER	52457	4211	48248	47021	3467	43554	3565	544	3030	1872	359	330
NON-FAMILY HOUSEHOLDER	81472	43248	38225	65729	34847	30882	12195	6564	5627	3548	1828	1572
SPOUSE	11614	5703	5911	7640	3760	3880	3088	1528	1560	888	415	1713
CHILD RELATIVE	10222	5669	4553	8181	4399	3783	1507	948	560	534	323	211
OTHER RELATIVE												
NONRELATIVE												
HISPANIC ORIGIN												
HH RELATIONSHIP												
TOTAL PERSONS	22095	11061	11034	21040	10537	10503	514	240	274	540	283	257
FAMILY HOUSEHOLDER	5177	3605	1572	4937	3469	1469	119	62	57	121	24	46
NON-FAMILY HOUSEHOLDER	1202	660	542	1120	811	508	29	22	14	44	24	36
SPOUSE	3648	347	3301	3524	328	3195	61	10	51	64	9	20
CHILD RELATIVE	8681	4519	4142	8251	4315	3936	199	90	109	211	14	35
OTHER RELATIVE	2171	1183	988	2056	1125	931	64	34	30	51	24	97
NONRELATIVE	1235	747	489	1152	689	463	33	19	14	50	39	11

TABLE 3. WEIGHTED AND UNWEIGHT COUNTS OF MARCH 19

	WEIGHTED	UNWEIGHTED
TOTAL PERSONS	251434	155796
TOTAL FAMILY HOUSEHOLDERS	671173	41803
TOTAL UNINTERVIEWED UNITS (HHD'S + GO)	110996	74236
TOTAL INTERVIEWED UNITS (FAMILY & NONFAMILY HHLD'S)	95979	59219
TOTAL FAMILY RECORDS IN HOUSEHOLDS	95669	59038
TOTAL FAMILY UNITS (HHDR NO RELATED & UNBLTD)	107045	65594
TOTAL FAMILY HHLD'S WITH NO RELATED SUBS.	70402	43621
FAMILY HHLD'S WITH 1+ RELATED SUBS.	64758	40280
UNRELATED SUBFAMILY	2415	1523
RELATED SUBFAMILY	669	413
TOTAL UNRELATED INDIVIDUALS	2559	1605
NONFAMILY HOUSEHOLDER	36644	21763
OTHER PERSONS LIVING WITH NO RELTIVS.	28498	17285
TOTAL PERSONS IN HOUSEHOLDS	8148	4528
CIVILIANS 15 YEARS OLD AND OVER	250984	155528
CHILDREN LESS THAN 15 YEARS OLD	194008	118729
ARMED FORCES MEMBERS	56135	36215
ARMED FORCES	841	584
GROUP QUARTERS	310	181
TOTAL FAMILY RECORDS IN GROUP QUARTERS	450	268
CIVILIANS 15 YEARS OLD AND OVER	394	258
CHILDREN LESS THAN 15 YEARS OLD	36	30
ARMED FORCES MEMBERS	0	0
ARMED FORCES	0	0
NONINTERVIEWED UNITS	15017	15017
TYPE A-C	3108	3108
TYPE B-C	11909	11909

TABLE 4. PERSONS 15+ YEARS OLD BY RACE, SEX, AND TYPE OF INCOME, MARCH 19

	ALL RACES		WHITE		BLACK		OTHER	
	* TOTAL	* MALE	* FEMALE	* MALE	* FEMALE	* MALE	* FEMALE	
TOTAL	195242	93760	101482	80048	85510	22541	10252	
WITH INCOME	181222	88653	92569	76578	78721	19670	8943	
WAGE AND SALARY EMPLOYMENT	124663	65912	58752	56860	49019	13706	6886	
NON-FARM SELF EMPLOYMENT	12379	7973	4407	7301	4019	598	384	
FARM SELF EMPLOYMENT	1680	1389	290	1363	267	30	16	
SOCIAL SECURITY	35509	14960	20549	13190	18177	3412	1445	
UNEMPLOYMENT COMP	9175	5921	3254	1584	2703	1007	177	
WORKMEN'S COMP	2560	1633	927	1376	763	320	448	
SUPPLEMENTAL SECURITY	4406	2898	1508	1084	195	125	104	
PUBLIC ASSISTANCE	5473	354	5119	1822	2680	1322	190	
VETERANS BENEFITS	2658	954	1704	1858	2580	1905	246	
SURVIVOR'S INC.	3190	2099	1091	1858	440	293	91	
DISABILITY INC.	1828	1126	702	556	2365	214	38	
RETIREMENT	14676	5117	9559	8780	4752	291	152	
DIVIDENDS	107237	51105	56132	46890	51237	943	601	
RENTAL INCOME	23578	12044	11534	11395	10930	5629	2545	
EDUCATIONAL ASSIST	12800	6657	6143	6139	5623	652	332	
CHILD SUPPORT	17822	3519	14303	2927	3508	546	274	
ALIMONY	4200	198	4002	2183	3369	1011	386	
FINANCIAL ASSIST	441	3	438	163	411	14	0	
OTHER MONEY INCOME	1951	802	1149	650	974	22	0	
WITH NO INCOME	2357	1157	1200	1030	1074	173	65	
	14021	5107	8914	3472	6789	141	72	
						173	108	
						155	88	
						69	55	
						111	55	
						890	326	
						1562	564	
						7143	3458	
						6253	3192	
						4394	2365	
						461	287	
						20	10	
						730	325	
						281	177	
						100	62	
						189	58	
						267	86	
						67	39	
						54	20	
						42	21	
						202	137	
						3482	1670	
						602	318	
						480	244	
						329	205	
						89	0	
						5	0	
						155	88	
						69	55	
						111	55	
						890	326	
						1562	564	
						12288	6253	
						10727	4394	
						7020	461	
						214	20	
						14	10	
						1967	730	
						448	281	
						125	104	
						898	189	
						1659	267	
						91	54	
						176	42	
						139	21	
						342	137	
						3083	1670	
						320	318	
						275	244	
						624	205	
						545	0	
						22	0	
						108	88	
						69	55	
						111	55	
						890	326	
						1562	564	

TABLE 9. FAMILIES AND UNRELATED INDIVIDUALS 15+ BY RACE AND SEX OF HEAD AND TYPE OF INCOME, MARCH 19

FAMILIES	ALL RACES		WHITE		BLACK		OTHER	
	TOTAL	*MALE*	*TOTAL*	*MALE*	*TOTAL*	*MALE*	*TOTAL*	*MALE*
TOTAL	67173	51271	57224	45017	7718	3603	4113	2233
WITH INCOME	66948	51179	57077	45949	7648	3581	4067	2219
WAGE AND SALARY EMPLOYMENT	54862	42565	46890	38029	6097	3126	4077	1875
NON-FARM SELF EMPLOYMENT	8917	6820	8201	6097	399	274	291	137
FARM SELF EMPLOYMENT	1318	1220	1183	1196	22	11	10	14
SOCIAL SECURITY	15403	11899	13334	10775	1578	936	742	392
UNEMPLOYMENT COMP.	6623	5195	5895	4677	723	373	351	205
WORKMEN'S COMP.	1938	1620	1832	1404	219	141	78	87
SUPPLEMENTAL SECURITY	2115	1104	1369	808	645	222	423	101
PUBLIC ASSISTANCE	4237	1142	2511	883	1534	166	1368	191
VETERANS BENEFITS	1901	1602	1654	1436	201	141	60	46
SURVIVOR'S INC.	1248	669	1112	625	487	101	79	35
DISABILITY INC.	1346	1093	1119	960	198	111	85	30
RETIREMENT	9474	8358	1116	7795	198	111	144	135
INTEREST	4447	3688	4041	3403	582	438	960	141
DIVIDENDS	12167	10555	1422	10008	2558	1698	261	337
RENTAL INCOME	6933	5840	6347	5408	409	261	148	281
EDUCATIONAL ASSIST.	5312	3876	4375	3371	713	344	369	224
CHILD SUPPORT	3902	1317	3277	1217	538	77	460	87
ALIMONY	264	25	248	25	14	0	14	2
FINANCIAL ASSIST.	748	380	609	345	16	0	74	49
OTHER MONEY INCOME	1414	1104	1273	1033	34	16	60	55
WITH NO INCOME	1229	1191	1446	67	68	22	46	14
UNRELATED INDIVIDUALS	36839	17395	31201	14343	4505	2407	2097	1134
TOTAL	36027	17041	30655	14115	4300	2317	1983	1072
WITH INCOME	22871	12744	19333	10583	2762	1689	1073	777
WAGE AND SALARY EMPLOYMENT	2145	1468	1939	1323	147	105	42	59
NON-FARM SELF EMPLOYMENT	188	150	177	145	6	5	1	5
FARM SELF EMPLOYMENT	10975	2780	9654	2304	428	25	731	152
SOCIAL SECURITY	1841	1272	1674	1112	185	125	60	42
UNEMPLOYMENT COMP.	1535	1336	1430	1122	90	65	25	15
WORKMEN'S COMP.	1757	524	1779	340	532	163	368	47
SUPPLEMENTAL SECURITY	570	208	388	127	156	75	62	25
PUBLIC ASSISTANCE	722	424	611	353	90	59	31	12
VETERANS BENEFITS	1840	176	1722	1561	100	87	12	20
SURVIVOR'S INC.	428	219	338	173	74	37	18	16
DISABILITY INC.	3649	1458	3300	1725	295	158	138	53
RETIREMENT	20276	8718	18303	1265	1358	730	535	300
INTEREST	4272	1928	4043	1801	678	278	61	90
DIVIDENDS	2258	1044	2076	1801	140	81	65	35
RENTAL INCOME	1715	822	1448	677	163	76	86	105
EDUCATIONAL ASSIST.	106	11	98	0	6	3	0	3
CHILD SUPPORT	173	0	163	8	8	0	3	3
ALIMONY	997	450	829	354	34	33	34	12
FINANCIAL ASSIST.	932	331	565	255	68	33	62	38
OTHER MONEY INCOME	812	351	526	229	43	31	114	61
WITH NO INCOME	1362	1191	1446	67	205	91	114	27

TABLE 6. HOUSEHOLD AND FAMILY UNITS BY RACE, AND ORIGIN, MARCH 19

	TOTAL	WHITE	BLACK	OTHER	HISPANIC ORIGIN
TOTAL HOUSEHOLDS	95669	81675	11082	2911	6379
FAMILY HOUSEHOLDER	67173	57224	7716	2233	5177
MARRIED-COUPLE	52457	47124	3631	1703	3532
OTHER FAMILY, MALE HHLDR	3028	2374	504	146	383
OTHER FAMILY, FEMALE HHLDR	11692	7726	3582	384	1281
NONFAMILY HOUSEHOLDER	28496	24451	3367	678	1202
MALE	12428	10478	1594	359	660
FEMALE	16068	13975	1773	320	542
TOTAL FAMILY HHLDRS	67832	57767	7816	2259	5275
MARRIED-COUPLE	52579	47201	3634	1714	3571
OTHER FAMILY, MALE HHLDR	3079	2427	505	147	390
OTHER FAMILY, FEMALE HHLDR	12214	8139	3678	398	1315
TOTAL RELATED SUBFAMILIES	2559	1721	651	187	471
MARRIED-COUPLE	963	777	51	136	245
FATHER-CHILD	134	93	36	4	20
MOTHER-CHILD	1462	851	564	47	206
TOTAL UNRELATED FAMILIES	669	543	100	26	99
MARRIED-COUPLE	52	78	1	1	37
OTHER FAMILY, MALE HHLDR	55	52	1	1	7
OTHER FAMILY, FEMALE HHLDR	533	413	96	13	53
UNRELATED INDIVIDUALS	37094	31325	4630	1138	2172
MALE	17504	14401	2457	646	1303
FEMALE	19590	16924	2173	493	869
OTHER PERSONS LIVING WITH NO RELATIVES	8598	6874	1264	460	969
MALE	5076	3926	863	287	643
FEMALE	3522	2949	400	173	327

TABLE 7. PERSONS 15 YEARS AND OVER BY TOTAL MONEY INCOME, RACE, AND SEX, MARCH 19

NO. INCOME	ALL RACES			WHITE			BLACK			OTHER		
	TOTAL	MALE	FEMALE	TOTAL	MALE	FEMALE	TOTAL	MALE	FEMALE	TOTAL	MALE	FEMALE
TOTAL	195243	93760	101483	155559	80049	75510	22541	10252	12288	7143	3458	3685
1 TO	18565	5378	13187	10752	3713	7039	2890	1325	1565	923	341	582
2,000 TO	18591	4609	13982	13470	3578	9892	1778	809	10723	6220	3118	3102
3,000 TO	5639	1738	3901	4568	1398	3169	839	257	582	233	83	490
4,000 TO	6223	1990	4233	4913	1511	3402	1077	404	673	233	75	158
5,000 TO	6961	2119	4842	5460	1558	3904	1256	447	809	245	116	158
6,000 TO	7574	2421	5153	5983	1869	4114	1319	438	881	272	114	158
7,000 TO	6605	2249	4356	5479	1812	3667	909	343	566	218	95	123
8,000 TO	9860	3699	6161	8243	3076	5167	1323	491	832	236	132	161
9,000 TO	7581	3129	4452	6390	2631	3759	1955	403	552	206	95	141
10,000 TO	1573	6365	8208	12446	5392	7054	1661	760	501	466	213	253
12,500 TO	10385	4789	5596	8917	4066	4851	1117	568	551	351	157	194
15,000 TO	11342	5521	5821	9697	4708	4989	1245	618	626	400	194	206
17,500 TO	8668	4429	4239	7435	3863	3572	943	419	524	289	147	142
20,000 TO	16520	8759	7761	14416	7701	6715	1583	790	793	521	268	253
25,000 TO	12715	7472	5243	11243	6702	4542	1135	578	556	337	192	145
30,000 TO	9399	6361	3038	8877	5686	3191	775	457	318	348	218	130
35,000 TO	17772	12722	4999	15702	10903	4899	1382	846	437	587	424	152
50,000 TO	8417	5748	2669	7301	5278	2023	340	228	111	296	241	56
75,000 AND OVER	4482	3612	821	4186	3608	578	114	73	41	181	132	50
AGGREGATE FOR MEAN	36130	22806	13325	2026	11514	8208	28773	15219	13554	12275	77685	645768
MEDIAN INCOME	14753	20532	10517	15396	21521	10765	10557	12996	8635	13922	18538	10401
MEAN INCOME	19997	25804	14437	20687	26873	14670	14642	17047	12640	19734	24691	14752

TABLE 9. WORK EXPERIENCE OF PERSONS 16 YEARS OLD AND OVER BY RACE, SEX, AND WORK EXPERIENCE

	ALL RACES		WHITE		BLACK		OTHER				
	TOTAL	*MALE*	*FEMALE*	*TOTAL*	*MALE*	*FEMALE*	*TOTAL*	*MALE*			
ALL PERSONS	191962	99824	162961	78666	84195	23008	9989	12021	6999	3387	3608
TOTAL EXPERIENCE	158951	82339	146291	76501	81796	27921	3037	4884	2233	801	1432
NO WORK EXPERIENCE	133410	67111	115664	62165	52398	14085	6948	7137	4767	2586	2178
WITH WORK FULL-TIME	104472	42497	81987	42069	39881	8187	5765	5387	3741	2172	1769
WORKED 50 - 52 WEEKS	80385	32491	67895	42069	27318	8187	4159	4008	2831	1666	146
140 - 49 WEEKS	8864	3739	5125	4464	3146	959	507	447	300	154	189
40 - 39 WEEKS	11333	4797	6436	5417	3964	1406	783	643	446	256	68
1 - 13 WEEKS	113930	1810	3202	1749	1454	623	335	288	164	96	606
WORKED PART-TIME	28938	3284	24984	8468	16518	2934	1183	1751	1021	414	262
50 - 52 WEEKS	11328	1875	9384	3282	1518	1070	367	703	433	171	94
140 - 39 WEEKS	3887	2150	1993	1031	2162	339	145	194	155	61	164
1 - 13 WEEKS	8077	5126	6921	2461	4460	877	378	502	279	157	86
NO WORK EXPERIENCE	5228	3173	4428	1692	2735	847	295	352	154	57	322
TOTAL 16+ WORKED 50 - 52 WEEKS	21276	8634	17319	10443	6872	3201	1760	1440	760	438	322
WORKED LESS THAN 50 WEEKS	966	354	837	552	285	99	44	55	30	16	14
NO WORK EXPERIENCE	17895	7075	14816	9024	5795	2451	1422	1029	628	374	253
	1210	1305	1662	867	795	650	294	356	103	48	54
HISPANIC ORIGIN											
TOTAL 16+ WORK EXPERIENCE	15161	7607	14440	7189	7250	360	176	184	362	190	173
NO WORK EXPERIENCE	4940	3446	4669	1396	3293	145	56	89	106	42	64
WITH WORK FULL-TIME	10221	4161	9750	5793	3957	215	120	95	256	147	109
WORKED 50 - 52 WEEKS	8280	3048	7889	5008	2882	184	109	75	207	123	84
140 - 49 WEEKS	5874	2728	5990	3593	1998	134	77	57	150	83	67
40 - 39 WEEKS	831	278	5793	529	265	19	13	6	19	14	5
1 - 13 WEEKS	1210	453	1155	717	434	24	15	9	35	25	10
WORKED PART-TIME	1365	190	1151	170	185	27	5	2	3	1	3
50 - 52 WEEKS	1942	1200	1861	786	1075	31	10	20	50	25	25
140 - 39 WEEKS	1763	456	730	314	416	14	3	11	20	10	8
1 - 13 WEEKS	220	139	214	79	135	2	0	2	5	1	9
TOTAL 16+ WORKED 50 - 52 WEEKS	376	223	364	148	308	6	3	4	20	11	9
WORKED LESS THAN 50 WEEKS	2271	810	2172	1403	769	59	34	25	68	22	16
NO WORK EXPERIENCE	1939	676	1857	1233	644	1	1	0	2	0	1
	145	124	247	131	115	13	25	187	37	23	13


TABLE 10. MOBILITY BY SEX, RACE, HISPANIC ORIGIN, AND RESIDENCE - MARCH 19
UNIVERSE: PERSONS 1 YEAR OLD AND OVER

	ALL RACES		WHITE		BLACK		OTHER	
	TOTAL	*FEMALE	TOTAL	*FEMALE	TOTAL	*FEMALE	TOTAL	*FEMALE
TOTAL	281434	122528	210248	102965	31438	14781	16657	9751
NONMOVERS	204580	99086	172456	83979	24606	11462	13144	7516
MOVERS	42800	21349	34574	17336	6167	2960	3207	2059
NOT IN MIGRATION SAMPLE :	4054	2092	3216	1649	665	358	307	174
TOTAL MIG-MTR4	251434	122528	210248	102965	31438	14781	16657	9751
NONMOVERS	204580	99086	172456	83979	24606	11462	13144	7516
MOVERS	42800	21349	34574	17336	6167	2960	3207	2059
NOT IN MIGRATION SAMPLE :	4054	2092	3216	1649	665	358	307	174
TOTAL	281434	122528	210248	102965	31438	14781	16657	9751
NONMOVERS	204580	99086	172456	83979	24606	11462	13144	7516
MOVERS	42800	21349	34574	17336	6167	2960	3207	2059
NOT IN MIGRATION SAMPLE :	4054	2092	3216	1649	665	358	307	174
TOTAL	281434	122528	210248	102965	31438	14781	16657	9751
NONMOVERS	204580	99086	172456	83979	24606	11462	13144	7516
MOVERS	42800	21349	34574	17336	6167	2960	3207	2059
NOT IN MIGRATION SAMPLE :	4054	2092	3216	1649	665	358	307	174



APPENDIX D

Facsimile of Basic Questionnaire

CHECK ITEM Only CPS-1 for household <input type="checkbox"/> First CPS-1 of continuation h'hd <input type="checkbox"/> Second CPS-1 of continuation h'hd <input type="checkbox"/> Third, fourth, and 5th CPS-1 <input type="checkbox"/>	FORM CPS-1	 U.S. DEPARTMENT OF COMMERCE Bureau of the Census	CONTROL NUMBER
	CURRENT POPULATION SURVEY <small>Form Approved - O.M.B. No. 1220-0100 - Expires 12-31-93</small>		PSU SEGMENT SERIAL

LINE NO. OF H'HD RESP. _____
NON H'HD RESPONDENT
(Specify and Send Intercomm for interviewed household)

INTERVIEW
ANY ENTRY OTHER THAN NEVER WORKED IN ITEMS 23A-E in the CPS-1 Yes / No
NONINTERVIEW
 TYPE A
 TYPE B
 TYPE C
(SEND INTER COMM FOR TYPE A AND C)

CURRENT

TELEPHONE HOLD
(Mark this box for office "telephone hold" cases only)

POPULATION

CHECK ITEM
 CPS-665 being held for follow-up

SURVEY

MARCH 1992

Page 1

FILL TRANSCRIPTION ITEMS 18A-1 IN ALL HOUSEHOLDS.

FIRST CHILD					
18A. LINE NO.	18B. RELATIONSHIP TO REF. PERS.	18C. PAR'S LINE NO.	18D. AGE	18G1. SEX	18J. ORIGIN
01	Nat'l/Ad' Child 05	0	0	Male	0
02	Step Child 06	0	0	Female	0
03	Grandchild 07	0	0	RACE	
04	Brother/Sister 08	0	0	White	0
05	Other Rel. of ref. person 10	0	0	Black	0
06	Foster Child 11	0	0	Amer. Ind. Aleut, Eskimo	0
07	Non-rel. of Ref. Person WITH OWN rel. in H'hld. 12	0	0	Asian or Pac. Isl.	0
08	Non-rel. of Ref. Person with NO OWN rel. in H'hld 14	0	0	Other	0

33. INTERVIEWER CHECK ITEM Entry in C.C. item 24 is Code 4, Asian or Pacific Islander <input type="checkbox"/> (Ask item 34) All others <input type="checkbox"/> (Next child or go to item 35A)	34. What is ...'s specific Asian or Pacific Islander group? Chinese <input type="checkbox"/> Laotian, Cambodian, Hmong <input type="checkbox"/> Filipino <input type="checkbox"/> Other Asian (for example, Thai, Pakistani, Sri Lankan, Burmese) <input type="checkbox"/> Japanese <input type="checkbox"/> Asian Indian <input checked="" type="checkbox"/> Hawaiian <input type="checkbox"/> Korean <input type="checkbox"/> Other Pacific Islander (for example, Samoan, Guamanian, Tongan) <input type="checkbox"/> Vietnamese <input type="checkbox"/> <i>If last person, go to item 33 on page 2.</i>
--	---

SECOND CHILD					
18A. LINE NO.	18B. RELATIONSHIP TO REF. PERS.	18C. PAR'S LINE NO.	18D. AGE	18G1. SEX	18J. ORIGIN
01	Nat'l/Ad' Child 05	0	0	Male	0
02	Step Child 06	0	0	Female	0
03	Grandchild 07	0	0	RACE	
04	Brother/Sister 09	0	0	White	0
05	Other Rel. of ref. person 10	0	0	Black	0
06	Foster Child 11	0	0	Amer. Ind. Aleut, Eskimo	0
07	Non-rel. of Ref. Person WITH OWN rel. in H'hld. 12	0	0	Asian or Pac. Isl.	0
08	Non-rel. of Ref. Person with NO OWN rel. in H'hld 14	0	0	Other	0

33. INTERVIEWER CHECK ITEM Entry in C.C. item 24 is Code 4, Asian or Pacific Islander <input type="checkbox"/> (Ask item 34) All others <input type="checkbox"/> (Next child or go to item 35A)	34. What is ...'s specific Asian or Pacific Islander group? Chinese <input type="checkbox"/> Laotian, Cambodian, Hmong <input type="checkbox"/> Filipino <input type="checkbox"/> Other Asian (for example, Thai, Pakistani, Sri Lankan, Burmese) <input type="checkbox"/> Japanese <input type="checkbox"/> Asian Indian <input checked="" type="checkbox"/> Hawaiian <input type="checkbox"/> Korean <input type="checkbox"/> Other Pacific Islander (for example, Samoan, Guamanian, Tongan) <input type="checkbox"/> Vietnamese <input type="checkbox"/> <i>If last person, go to item 33 on page 2.</i>
--	---

THIRD CHILD					
18A. LINE NO.	18B. RELATIONSHIP TO REF. PERS.	18C. PAR'S LINE NO.	18D. AGE	18G1. SEX	18J. ORIGIN
01	Nat'l/Ad' Child 05	0	0	Male	0
02	Step Child 06	0	0	Female	0
03	Grandchild 07	0	0	RACE	
04	Brother/Sister 09	0	0	White	0
05	Other Rel. of ref. person 10	0	0	Black	0
06	Foster Child 11	0	0	Amer. Ind. Aleut, Eskimo	0
07	Non-rel. of Ref. Person WITH OWN rel. in H'hld. 12	0	0	Asian or Pac. Isl.	0
08	Non-rel. of Ref. Person with NO OWN rel. in H'hld 14	0	0	Other	0

33. INTERVIEWER CHECK ITEM Entry in C.C. item 24 is Code 4, Asian or Pacific Islander <input type="checkbox"/> (Ask item 34) All others <input type="checkbox"/> (Next child or go to item 35A)	34. What is ...'s specific Asian or Pacific Islander group? Chinese <input type="checkbox"/> Laotian, Cambodian, Hmong <input type="checkbox"/> Filipino <input type="checkbox"/> Other Asian (for example, Thai, Pakistani, Sri Lankan, Burmese) <input type="checkbox"/> Japanese <input type="checkbox"/> Asian Indian <input checked="" type="checkbox"/> Hawaiian <input type="checkbox"/> Korean <input type="checkbox"/> Other Pacific Islander (for example, Samoan, Guamanian, Tongan) <input type="checkbox"/> Vietnamese <input type="checkbox"/> <i>If last person, go to item 33 on page 2.</i>
--	---

FIRST ARMED FORCES MEMBER (Fill only in interview household for persons with "AF" in CC item 22.)				
18A. LINE NO.	18B. RELATIONSHIP TO REFERENCE PERS.	18C. PAR'S LINE NO.	18D. AGE	18E. MARITAL STATUS
01	Ref. Person WITH rel. in H'hld. 01	0	0	Married—spouse present
02	Ref. person with NO rel. in H'hld. 02	0	0	
03	Husband 03	0	0	Married—spouse absent (Exclude separated)
04	Wife 04	0	0	
05	Natural/Adopted Child 05	0	0	Widowed
06	Step Child 06	0	0	
07	Grandchild 07	0	0	Divorced
08	Parent 08	0	0	
09	Brother/Sister 09	0	0	Separated
10	Other Rel. of ref. person 10	0	0	
11	Foster Child 11	0	0	Never married
12	Non-rel. of Ref. Person WITH OWN rel. in H'hld. 12	0	0	
13	Partner/Roommate 13	0	0	
14	Non-rel. of Ref. Person (other than partner/roommate) with NO OWN rel. in H'hld 14	0	0	

18F. SPOUSE'S LINE NO.	18G1. SEX	18H. EDUCATIONAL ATTAINMENT	18I. RACE	18J. ORIGIN
01	Male	0	White	0
02	Female	0	Black	0
03		0	Amer. Indian, Aleut, Eskimo	0
04		0	Asian or Pac. Isl.	0
05		0	Other	0

SECOND ARMED FORCES MEMBER (If more than 2 AF persons in household, use continuation CPS-1 document.)				
18A. LINE NO.	18B. RELATIONSHIP TO REFERENCE PERS.	18C. PAR'S LINE NO.	18D. AGE	18E. MARITAL STATUS
01	Ref. Person WITH rel. in H'hld. 01	0	0	Married—spouse present
02	Ref. person with NO rel. in H'hld. 02	0	0	
03	Husband 03	0	0	Married—spouse absent (Exclude separated)
04	Wife 04	0	0	
05	Natural/Adopted Child 05	0	0	Widowed
06	Step Child 06	0	0	
07	Grandchild 07	0	0	Divorced
08	Parent 08	0	0	
09	Brother/Sister 09	0	0	Separated
10	Other Rel. of ref. person 10	0	0	
11	Foster Child 11	0	0	Never married
12	Non-rel. of Ref. Person WITH OWN rel. in H'hld. 12	0	0	
13	Partner/Roommate 13	0	0	
14	Non-rel. of Ref. Person (other than partner/roommate) with NO OWN rel. in H'hld 14	0	0	

18F. SPOUSE'S LINE NO.	18G1. SEX	18H. EDUCATIONAL ATTAINMENT	18I. RACE	18J. ORIGIN
01	Male	0	White	0
02	Female	0	Black	0
03		0	Amer. Indian, Aleut, Eskimo	0
04		0	Asian or Pac. Isl.	0
05		0	Other	0

MARCH 1982 U.S. Department of Commerce BUREAU OF THE CENSUS

CURRENT POPULATION SURVEY

FORM CPS-1

1. CHECK ITEM

Only CPS-1 for household (Fill all applicable items on this page)

First CPS-1 of continuation H'hd (Transcribe items 1-13 from first CPS-1)

Second CPS-1 of continuation H'hd

Third, fourth, etc. CPS-1

2.

3. CONTROL NUMBER

MONTH

0 1 2 3 4 5 6 7 8 9

YEAR

0 1 2 3 4 5 6 7 8 9

4. TYPE OF LIVING QUARTERS

HOUSING UNIT	OTHER UNIT
House, apartment, flat <input type="checkbox"/> 1	Quarters not HU in rooming or boarding house <input type="checkbox"/> 8
HU in nontransient hotel, motel, etc. <input type="checkbox"/> 2	Unit not permanent in transient hotel, motel, etc. <input type="checkbox"/> 9
HU, permanent, in transient hotel, motel, etc. <input type="checkbox"/> 3	Tent site or trailer site <input type="checkbox"/> 10
HU in rooming house <input type="checkbox"/> 4	Mobile home or trailer with no permanent room added <input type="checkbox"/> 5
Mobile home or trailer with one or more permanent rooms added <input type="checkbox"/> 6	Student quarters in college dormitory <input type="checkbox"/> 11
HU not specified above (Describe below) <input type="checkbox"/> 7	Other not HU (Describe below) <input type="checkbox"/> 12

5a. LAND USAGE

Urban

Rural (Fill 5b)

5b. FARM SALES

\$1000 or more (Yes)

Less than \$1000 (No)

6. PSU NO.

0 1 2 3 4 5 6 7 8 9

7. SEGMENT NO.

0 1 2 3 4 5 6 7 8 9

8. SERIAL NO.

0 1 2 3 4 5 6 7 8 9

9. HOUSE-HOLD NO.

0 1 2 3 4 5 6 7 8 9

(Go to 10)

10. FIELD REPRESENTATIVE CODE

A B C D E F G H J K L M

0 1 2 3 4 5 6 7 8 9

11. DAY COMPLETED

S M T W T H F S

0 1 2 3 4 5 6 7 8 9

After interview week

12. LINE NO. OF H'HD RESP.

0 1 2 3 4 5 6 7 8 9

Non. H'hd resp. (Specify) (Send Inter Comm Interviewed Households Only)

13. TYPE INTERVIEW

NONINTERVIEW	TYPE A	TYPE B	TYPE C (Send Inter Comm)	SEASONAL STATUS										
<p>Noninterview <input type="checkbox"/></p> <p>Personal <input type="checkbox"/></p> <p>Tel. - regular <input type="checkbox"/></p> <p>Tel. - callback <input type="checkbox"/></p> <p>ICR filled <input type="checkbox"/></p>	<p>14. (Mark reason and race.)</p> <table border="1" style="width: 100%; border-collapse: collapse;"> <thead> <tr> <th>REASON</th> <th>RACE</th> </tr> </thead> <tbody> <tr> <td>No one home <input type="checkbox"/></td> <td>White <input type="checkbox"/></td> </tr> <tr> <td>Temporarily absent <input type="checkbox"/></td> <td>Black <input type="checkbox"/></td> </tr> <tr> <td>Refused <input type="checkbox"/></td> <td>All other <input type="checkbox"/></td> </tr> <tr> <td>Other - Occ. (Describe below) <input type="checkbox"/></td> <td></td> </tr> </tbody> </table>	REASON	RACE	No one home <input type="checkbox"/>	White <input type="checkbox"/>	Temporarily absent <input type="checkbox"/>	Black <input type="checkbox"/>	Refused <input type="checkbox"/>	All other <input type="checkbox"/>	Other - Occ. (Describe below) <input type="checkbox"/>		<p>15.</p> <p>Vacant - regular <input type="checkbox"/> (Fill 16)</p> <p>Vacant - storage of h'hd furniture <input type="checkbox"/></p> <p>Temp. occ. by persons with URE <input type="checkbox"/></p> <p>Unfit or to be demolished <input type="checkbox"/></p> <p>Under construction, not ready to trans. business or storage <input type="checkbox"/></p> <p>Converted <input type="checkbox"/></p> <p>Occ. by Armed Force members or persons under 15 <input type="checkbox"/> (Omit 16-17)</p> <p>Unoccupied tent site or trailer site <input type="checkbox"/></p> <p>Permit granted, construction not started <input type="checkbox"/></p> <p>Other (Specify below) <input type="checkbox"/></p>	<p>16.</p> <p>Demolished <input type="checkbox"/></p> <p>House or trailer moved <input type="checkbox"/></p> <p>Outside segment <input type="checkbox"/></p> <p>Converted to permanent business or storage <input type="checkbox"/> (Omit 16-17)</p> <p>Merged <input type="checkbox"/></p> <p>Condemned <input type="checkbox"/></p> <p>Built after April 1, 1980 <input type="checkbox"/></p> <p>Unused line of listing sheet <input type="checkbox"/></p> <p>Other (Describe below) <input type="checkbox"/></p>	<p>17. This unit is intended for occupancy:</p> <p>Year round <input type="checkbox"/> (Fill HVS if HU in item 4)</p> <p>By migratory workers <input type="checkbox"/> (Fill item 17 below if HU in item 4)</p> <p>Seasonally <input type="checkbox"/></p> <p>18. This unit is intended for occupancy:</p> <p>Summers only <input type="checkbox"/> (Transcribe as instructed on back of Control Card)</p> <p>Winters only <input type="checkbox"/></p> <p>Other (Describe below) <input type="checkbox"/></p>
REASON	RACE													
No one home <input type="checkbox"/>	White <input type="checkbox"/>													
Temporarily absent <input type="checkbox"/>	Black <input type="checkbox"/>													
Refused <input type="checkbox"/>	All other <input type="checkbox"/>													
Other - Occ. (Describe below) <input type="checkbox"/>														

13A. CHECK ITEM

Telephone Hold

(Fill circle for office "telephone hold" cases only)

TRANSCRIPTION ITEMS

Fill for interviewed households only. (If continuation CPS-1's required, only fill on first CPS-1 each month.)

<p>27A. TENURE</p> <p>(Transcribe from C.C. item 10)</p> <p>Owned or being bought <input type="checkbox"/></p> <p>Rented <input type="checkbox"/></p> <p>No cash rent <input type="checkbox"/></p>	<p>28A. Telephone in Household</p> <p>(Transcribe from C.C. item 27a)</p> <p>Yes <input type="checkbox"/> (Ship to 29c)</p> <p>No <input type="checkbox"/> (Fill 29b)</p>	<p>30. NUMBER OF CONTACTS - ACTUAL AND ATTEMPTED</p> <p>(Transcribe from C.C. item 31)</p> <p>Personal <input type="checkbox"/> 0 1 2 3 4 5 6 7 8 9</p> <p>(C.C. item 31c)</p> <p>Telephone <input type="checkbox"/> 0 1 2 3 4 5 6 7 8 9</p> <p>(C.C. items 31 d & e)</p>	<p>HOUSEHOLD ITEMS Fill after basic labor force interview and proceed to CPS-665</p> <p>32A. CHECK ITEM (From Control Card item 25) Is Hispanic origin (codes 10 through 17) entered on the Control Card for any person 18+ in this household?</p> <p>Yes <input type="checkbox"/> (Ask 32B)</p> <p>No <input type="checkbox"/> (Go to CPS-665)</p>
<p>27B. HOUSEHOLD STATUS CHANGE</p> <p>Is this a replacement household this month?</p> <p>Yes <input type="checkbox"/></p> <p>No <input type="checkbox"/></p>	<p>28B. Telephone Available</p> <p>(Transcribe from C.C. item 27b)</p> <p>Yes <input type="checkbox"/> (Fill 29c)</p> <p>No <input type="checkbox"/> (Ship to 30)</p>	<p>31. TIME OF INTERVIEW (Mark the time period in which the majority of the labor force interview was obtained or noninterview classification was determined.)</p> <p>Midnight to 6 a.m. <input type="checkbox"/> 3 to 6 p.m. <input type="checkbox"/></p> <p>6 to 9 a.m. <input type="checkbox"/> 6 to 9 p.m. <input type="checkbox"/></p> <p>9 a.m. to Noon <input type="checkbox"/> 9 p.m. to Midnight <input type="checkbox"/></p> <p>Noon to 3 p.m. <input type="checkbox"/></p>	<p>32B. Did (Read name of Reference Person) live at this address during the week of November 19, 1991?</p> <p>Yes <input type="checkbox"/> (Fill 32C)</p> <p>No <input type="checkbox"/> (Go to CPS-665)</p>
<p>28. TOTAL FAMILY INCOME</p> <p>(Transcribe from C.C. item 28)</p> <p>0 1 2 3 4 5 6 7 8 9 10 11 12 13 14 15 16 17 18 19 20 21 22 23 24 25 26 27 28 29 30 31 32 33 34 35 36 37 38 39 40 41 42 43 44 45 46 47 48 49 50 51 52 53 54 55 56 57 58 59 60 61 62 63 64 65 66 67 68 69 70 71 72 73 74 75 76 77 78 79 80 81 82 83 84 85 86 87 88 89 90 91 92 93 94 95 96 97 98 99 00</p>	<p>29C. Telephone Interview Acceptable</p> <p>(Transcribe from C.C. item 27c)</p> <p>Yes <input type="checkbox"/> (Fill 30)</p> <p>No <input type="checkbox"/></p>	<p>32C. CHECK ITEM (From Control Card item 25) Is reference person's origin code 10 through 17?</p> <p>Yes <input type="checkbox"/> (Go to CPS-665)</p> <p>No <input type="checkbox"/> (Ask 32D)</p>	<p>32D. Did any of the following household members live here during the week of November 19, 1991? (Read all household member names with codes 10-17 in cc item 25.)</p> <p>Yes <input type="checkbox"/></p> <p>No <input type="checkbox"/> (Go to CPS-665)</p>

REMINDER

Fill items 18A-18I on pages 2, 5, 7, 9, and 11.

CODER NUMBER

A B C D E F G H J K L M

0 1 2 3 4 5 6 7 8 9

18. LINE NUMBER

19. What was ... doing most of LAST WEEK -

Working Working Keeping house Going to school or something else?

Working (Skip to 20A) ... WK
 With a job but not at work ... J
 Looking for work ... LK
 Keeping house ... H
 Going to school ... S
 Unable to work (Skip to 24) ... U
 Retired ... R
 Other (Specify) ... OT

20. Did ... do any work at all LAST WEEK, not counting work around the house? (Note: If farm or business operator in bus., ask about unpaid work.)

Yes No (Go to 21)

20A. How many hours did ... work LAST WEEK at all jobs?

49+ (Skip to item 23)
 1-34 (Go to 20C)
 35-48 (Go to 20D)

20B. CHECK ITEM

49+ (Skip to item 23)
 1-34 (Go to 20C)
 35-48 (Go to 20D)

20C. Does ... USUALLY work 35 hours or more a week at this job?

Yes What is the reason ... worked less than 35 hours LAST WEEK?
 No What is the reason ... USUALLY works less than 35 hours a week?
 (Mark the appropriate reason)

Sick work
 Material shortage
 Plant or machine repair
 New job started during week
 Job terminated during week
 Could find only part-time work
 Holiday (Legal or religious)
 Labor dispute
 Bad weather
 Own illness
 On vacation
 Too busy with housework, school, personal bus., etc.
 Did not want full-time work
 Full-time work week under 35 hours
 Other reason (Specify)

20D. Did ... work any overtime or at more than one job LAST WEEK?

Yes How many extra hours did ... work?
 No

(Correct 20A if less time not already deducted; if 20A reduced below 35, correct 20B and fill 20C)

(Correct 20A and 20B as necessary if extra hours not already included and skip to 23.)

(Skip to 23)

21. (If in 19, skip to 21A.) Did ... have a job or business from which he/she was temporarily absent or on layoff LAST WEEK?

Yes No (Go to 22)

21A. Why was ... absent from work LAST WEEK?

Own illness
 On vacation
 Bad weather
 Labor dispute
 New job to begin within 30 days (Skip to 22B and 22C2)
 Temporary layoff (Under 30 days)
 Indefinite layoff (30 days or more or no def. recall date) (Skip to 22C3)
 Other (Specify)

21B. Is ... receiving wages or salary from his/her employer for any of the time off LAST WEEK?

Yes
 No

21C. Does ... usually work 35 hours or more a week at this job?

Yes
 No

(Skip to 23 and enter job held last week)

22. (If LK in 19, skip to 22A.) Has ... been looking for work during the past 4 weeks?

Yes No (Go to 24)

22A. What has ... been doing in the last 4 weeks to find work? (Mark off methods used; do not read list.)

Checked with: pub. emplov. agency pvt. emplov. agency employer directly friends or relatives
 Placed or answered ads
 Nothing (Skip to 24)
 Other (Specify in notes, e.g., JTPA, union or prof. register, etc.)

22B. At the time ... started looking for work, was it because he/she lost or quit a job or was there some other reason?

Lost job
 Quit job
 Left school
 Wanted temporary work
 Change in home or family responsibilities
 Left military service
 Other (Specify in notes)

22C. 1) How many weeks has ... been looking for work?

2) How many weeks ago did ... start looking for work?

3) How many weeks ago was ... laid off?

22D. Has ... been looking for full-time or part-time work?

Full Part

22E. Could ... have taken a job LAST WEEK if one had been offered?

Yes No Why not?
 Already has a job
 Temporary illness
 Going to school
 Other (Specify in notes)

22F. When did ... last work at a full-time job or business lasting 2 consecutive weeks or more?

Within last 12 months (Specify)
 (Month)
 One to five years ago
 More than 5 years ago
 Never worked full-time 2 wks. or more
 Never worked at all
 (SKIP TO 23. If layoff entered in 21A, enter job, either full or part time, from which laid off. Else enter last full time job lasting 2 weeks or more, or "never worked.")

23. DESCRIPTION OF JOB OR BUSINESS

23A. For whom did ... work? (Name of company, business, organization or other employer.)

23B. What kind of business or industry is this? (For example: TV and radio mfg., retail shoe store, State Labor Dept.)

23C. What kind of work was ... doing? (For example: electrical engineer, stock clerk, typist, farmer.)

23D. What were ...'s most important activities or duties at this job? (For example: types, keeps account books, files, sells cars, operates printing press, finishes concrete.)

23E. Was this person

An employee of a PRIVATE Co., bus., or individual for wages, salary or comm. ... P
 A FEDERAL government employee ... F (Go to 23F)
 A STATE government employee ... S
 A LOCAL government employee ... L
 Self-empl. in OWN bus., prof. practice, or farm
 Is the business incorporated? Yes No SE
 Working WITHOUT PAY in fam. bus. or farm ... WP (Skip to 26)
 NEVER WORKED ... NEV

23F. CHECK ITEM

Entry (or NA) in item 20A (Go to 25 at top of page)
 Entry (or NA) in item 21B
 All other cases (Skip to 26)

24. CHECK ITEM (Rotation number)

First digit of SEGMENT number is: 2, 3, 4, 6, 7 or 8 (Skip to 26) 1 or 5 (Go to 24A)

24A. When did ... last work for pay at a regular job or business, either full- or part-time?

Within past 12 months (Go to 24B)
 1 up to 2 years ago
 2 up to 3 years ago
 3 up to 4 years ago
 4 up to 5 years ago
 5 or more years ago (Skip to 24C)
 Never worked

24B. Why did ... leave that job?

Personal, family (incl. pregnancy) or school
 Health
 Retirement or old age
 Seasonal job completed
 Slack work or business conditions
 Temporary nonseasonal job completed
 Unsatisfactory work arrangements (Hours, pay, etc.)
 Other

24C. Does ... want a regular job now, either full- or part-time?

Yes (Go to 24D)
 Maybe - it depends (Specify in notes)
 No (Skip to 24E)
 Don't know

24D. What are the reasons ... is not looking for work? (Mark each reason mentioned)

Believes no work available in line of work or area
 Couldn't find any work
 Lacks nec. schooling, training, skills or experience
 Employers think too young or too old
 Other pers. handicaps in finding job
 Can't arrange child care
 Family responsibilities
 In school or other training
 Ill health, physical disability
 Other (Specify in notes)
 Don't know

24E. Does ... intend to look for work of any kind in the next 12 months?

Yes (Specify in notes)
 No
 Don't know (If entry in 24B, describe job in 23, otherwise, skip to 26)

25. CHECK ITEM (Rotation number)

First digit of SEGMENT number is: 2, 3, 4, 6, 7 or 8 (Skip to 26) 1 or 5 (Go to 25A)

25A. How many hours per week does ... USUALLY work at this job?

25B. Is ... paid by the hour on this job?

Yes (Go to 25C)
 No (Skip to 25D)

25C. How much does ... earn per hour?

Dollars Cents
 \$ REF

25D. How much does ... USUALLY earn per week at this job BEFORE deductions? Include any overtime pay, commissions, or tips usually received.

\$ REF

25E. On this job, is ... a member of a labor union or of an employee association similar to a union?

Yes (Skip to 26)
 No (Ask 25F)

25F. On this job, is ... covered by a union or employee association contract?

Yes (Go to 26)
 No

LINE NO.	18B. RELATIONSHIP TO REFERENCE PERSON		18C. PAR'S LINE NO.	18D. AGE	18E. MARITAL STATUS	18F. SPOUSE'S LINE NUMBER	18G1. SEX Male <input type="checkbox"/> Female <input checked="" type="checkbox"/>	18G2. VETERAN STATUS Veteran <input checked="" type="checkbox"/> Vietnam Era <input type="checkbox"/> Korean War <input type="checkbox"/> World War II <input type="checkbox"/> World War I <input type="checkbox"/> Other Service <input type="checkbox"/> Nonveteran <input type="checkbox"/>	18H. EDUCATIONAL ATTAINMENT	18I. RACE White <input type="checkbox"/> Black <input type="checkbox"/> Amer. Indian, Aleut, Eskimo <input type="checkbox"/> Asian or Pacific Isl. <input type="checkbox"/> Other <input checked="" type="checkbox"/>	18J. ORIGIN			
	Ref. Person WITH rel. in H'hd	01										<input type="checkbox"/>	Married—spouse present	(FH 18F)
	Ref. person with NO rel. in H'hd	02										<input type="checkbox"/>	Married—spouse absent (Exclude separated)	(Skip to 18G1)
	Husband	03										<input type="checkbox"/>	Widowed	
	Wife	04										<input type="checkbox"/>	Divorced	
	Natural/Adopted Child	05										<input type="checkbox"/>	Separated	
	Step Child	06										<input type="checkbox"/>	Never married	
	Grandchild	07										<input type="checkbox"/>		
	Parent	08										<input type="checkbox"/>		
	Brother/Sister	09										<input type="checkbox"/>		
	Other Rel. of Ref. Person	10										<input type="checkbox"/>		
	Foster Child	11										<input type="checkbox"/>		
	Non-rel. of Ref. Person WITH OWN rel. in H'hd	12										<input type="checkbox"/>		
	Partner/Roommate	13										<input type="checkbox"/>		
Non-rel. of Ref. Person (other than partner/roommate) with NO OWN rel. in H'hd	14	<input type="checkbox"/>												

26. CHECK ITEM
(Transcribe from control card item 18)
This person is 16-24 years of age (Ask 26A)
All others (Skip to 26C)

26A. (If 'School' in 19, Verify) LAST WEEK
was ... standing or enrolled in a high school, college, or university?
(Mark "Yes" if currently on holiday or seasonal vacation. Mark "No" for summer vacation).
Yes (Verify) No (Skip to 26C)
High school ... (Ask 26B)
College or Univ.

26B. Is ... enrolled in school as a full-time or part-time student?
Full time
Part time (FH 26C)

26C. CHECK ITEM Who responded to the labor force items for this person?
 Self
 Other
Self/Other

REMINDER:
ASK THE L.F. ITEM FOR ALL H.H. MEMBERS BEFORE ASKING THE SUPPLEMENT.

33. INTERVIEWER CHECK ITEM
Entry in C.C. item 24 is
Code 4, Asian or Pacific Islander (Ask item 34)
All others Go to next person or item 33 on page 2

34. What is ...'s specific Asian or Pacific Islander group?

Chinese	<input type="checkbox"/>
Filipino	<input type="checkbox"/>
Japanese	<input type="checkbox"/>
Asian Indian	<input checked="" type="checkbox"/>
Korean	<input type="checkbox"/>
Vietnamese	<input type="checkbox"/>
Laotian, Cambodian, Hmong	<input type="checkbox"/>
Other Asian (for example, Thai, Palauan, Sri Lankan, Burmese)	<input type="checkbox"/>
Hawaiian	<input type="checkbox"/>
Other Pacific Islander (for example, Samoan, Guamanian, Tongan)	<input type="checkbox"/>

Go to next person or item 33 on page 2

18K. SOCIAL SECURITY NUMBER
(Transcribe from cc item 26e)

None

18. LINE NUMBER

19. What was ... doing most of LAST WEEK -

Working Keeping house Going to school or something else?

Working (Skip to 20A) ... WK
 With a job but not at work ... J
 Looking for work ... LK
 Keeping house ... H
 Going to school ... S
 Unable to work (Skip to 24) ... U
 Retired ... R
 Other (Specify) ... OT

20. Did ... do any work at all LAST WEEK, not counting work around the house? (Note: If farm or business operator in 19, ask about unpaid work.)

Yes No (Go to 21)

20A. How many hours did ... work LAST WEEK at all jobs?

1-34 (Go to 20C)
 35-48 (Go to 20D)

20B. CHECK ITEM

49+ (Skip to item 23)
 1-34 (Go to 20C)
 35-48 (Go to 20D)

20C. Does ... USUALLY work 35 hours or more a week at this job?

Yes What is the reason ... worked less than 35 hours LAST WEEK?
 No What is the reason ... USUALLY works less than 35 hours a week?
 (Mark the appropriate reason)

Slack work ...
 Material shortage ...
 Plant or machine repair ...
 New job started during week ...
 Job terminated during week ...
 Could find only part-time work ...
 Holiday (Legal or religious) ...
 Labor dispute ...
 Bad weather ...
 Own illness ...
 On vacation ...
 Too busy with housework, school, personal bus., etc. ...
 Did not want full-time work ...
 Full-time work week under 35 hours ...
 Other reason (Specify) ...

20D. Did ... lose any time or take any time off LAST WEEK for any reason such as illness, holiday or slack work?

Yes How many hours did ... take off?
 No

(Correct 20A if lost time not already deducted; if 20A reduced below 35, correct 20B and fill 20C)

20E. Did ... work any overtime or at more than one job LAST WEEK?

Yes How many extra hours did ... work?
 No

(Correct 20A and 20B as necessary if extra hours not already included and skip to 21.)

20F. ONLY

INDUSTRY	OCCUPATION
Ref. <input type="checkbox"/>	Ref. <input type="checkbox"/>
Unc. <input type="checkbox"/>	Unc. <input type="checkbox"/>

21. (If in 19, skip to 21A.) Did ... have a job or business from which he/she was temporarily absent or on layoff LAST WEEK?

Yes No (Go to 22)

21A. Why was ... absent from work LAST WEEK?

Own illness ...
 On vacation ...
 Bad weather ...
 Labor dispute ...
 New job to begin within 30 days (Skip to 22B and 22C2)
 Temporary layoff (Under 30 days)
 Indefinite layoff (30 days or more or no def. recall date) (Skip to 22C3)
 Other (Specify) ...

21B. Is ... receiving wages or salary from his/her employer for any of the time off LAST WEEK?

Yes
 No

21C. Does ... usually work 35 hours or more a week at this job?

Yes
 No

(Skip to 23 and enter job held last week)

22. (If LK in 19, skip to 22A.) Has ... been looking for work during the past 4 weeks?

Yes No (Go to 24)

22A. What has ... been doing in the last 4 weeks to find work? (Mark all methods used; do not read list.)

Checked pub. employ. agency with-
 - pvt. employ. agency
 - friends or relatives
 Placed or answered ads.
 Nothing (Skip to 24)
 Other (Specify in notes, e.g., TPA, union or prof. register, etc.)

22B. At the time ... started looking for work, was it because he/she lost or quit a job or was there some other reason?

• Lost job
 • Quit job
 • Left school
 • Wanted temporary work
 • Change in home or family responsibilities
 • Left military service
 • Other (Specify in notes)

22C. 1) How many weeks has ... been looking for work?

2) How many weeks ago did ... start looking for work?
 3) How many weeks ago was ... laid off?

22D. Has ... been looking for full-time or part-time work?

Full Part

22E. Could ... have taken a job LAST WEEK if one had been offered?

Yes No Why not?
 Already has a job
 Temporary illness
 Going to school
 Other (Specify in notes)

22F. When did ... last work at a full-time job or business lasting 2 consecutive weeks or more?

Within last 12 months (Specify) ... (Month)
 One to five years ago
 More than 5 years ago
 Never worked full-time 2 wks. or more
 Never worked at all
 (SKIP to 23. If layoff entered in 21A, enter job, either full or part time, from which laid off. Else enter last full time job lasting 2 weeks or more, or "never worked.")

23. DESCRIPTION OF JOB OR BUSINESS

23A. For whom did ... work? (Name of company, business, organization or other employer.)

23B. What kind of business or industry is this? (For example: TV and radio mfg., retail shoe store, State Labor Dept.)

23C. What kind of work was ... doing? (For example: electrical engineer, stock clerk, typist, farmer.)

23D. What were ...'s most important activities or duties at this job? (For example: types, keeps account books, files, sells cars, operates printing press, finishes concrete.)

23E. Was this person

An employee of a PRIVATE Co., bus., or individual for wages, salary or comm. ... P
 A FEDERAL government employee ... F (Go to 23F)
 A STATE government employee ... S
 A LOCAL government employee ... L
 Self-empl. in OWN bus., prof. practice, or farm ...
 Is the business incorporated? Yes No SE (Skip to 26)
 Working WITHOUT PAY in fam. bus. or farm ... WP
 NEVER WORKED ... NEV

23F. CHECK ITEM

Entry (or NA) in item 20A (Go to 25 at top of page)
 Entry (or NA) in item 21B
 All other cases (Skip to 26)

24. CHECK ITEM (Rotation number)

First digit of SEGMENT number is:
 2, 3, 4, 6, 7 or 8 (Skip to 26)
 1 or 5 (Go to 24A)

24A. When did ... last work for pay at a regular job or business, either full- or part-time?

Within past 12 months
 1 up to 2 years ago ...
 2 up to 3 years ago ... (Go to 24B)
 3 up to 4 years ago ...
 4 up to 5 years ago ...
 5 or more years ago ... (Skip to 24C)
 Never worked.

24B. Why did ... leave that job?

Personal, family (incl. pregnancy) or school ...
 Health ...
 Retirement or old age ...
 Left school ...
 Seasonal job completed ...
 Slack work or business conditions
 Temporary nonseasonal job completed ...
 Unsatisfactory work arrangements (Hours, pay, etc.)
 Other ...

24C. Does ... want a regular job now, either full- or part-time?

Yes (Go to 24D)
 Maybe - it depends (Specify in notes)
 No (Skip to 24E)
 Don't know

24D. What are the reasons ... is not looking for work? (Mark each reason mentioned)

• Believes no work available in line of work or area
 • Couldn't find any work
 • Lacks nec. schooling, training, skills or experience
 • Employers think too young or too old
 • Other pers. handicap in finding job
 • Can't arrange child care
 • Family responsibilities
 • In school or other training
 • Ill health, physical disability
 • Other (Specify in notes)
 • Don't know

24E. Does ... intend to look for work of any kind in the next 12 months?

Yes
 It depends (Specify in notes)
 No
 Don't know (If entry in 24B, describe job in 23, otherwise, skip to 26)

25. CHECK ITEM (Rotation number)

First digit of SEGMENT number is:
 2, 3, 4, 6, 7 or 8 (Skip to 26)
 1 or 5 (Go to 25A)

25A. How many hours per week does ... USUALLY work at this job?

25B. Is ... paid by the hour on this job?

Yes (Go to 25C)
 No (Skip to 25D)

25C. How much does ... earn per hour?

Dollars Cents

25D. How much does ... USUALLY earn per week at this job BEFORE deductions? Include any overtime pay, commissions, or tips usually received.

Dollars REF

25E. On this job, is ... a member of a labor union or of an employees association similar to a union?

Yes (Skip to 26)
 No (Ask 25F)

25F. On this job, is ... covered by a union or employees association contract?

Yes (Go to 26)
 No

LINE NO.	18B. RELATIONSHIP TO REFERENCE PERSON		18C. PAR'S LINE NO.	18D. AGE	18E. MARITAL STATUS	18F. SPOUSE'S LINE NUMBER	18G1. SEX	18M. EDUCATIONAL ATTAINMENT	18L. RACE	18J. ORIGIN	
		Ref. Person WITH rel. in H'hld	01				Male		White		
		Ref. person with NO rel. in H'hld	02				Female		Black		
		Husband	03		Married—spouse present				Amer. Indian, Aleut, Eskimo		
		Wife	04		} (Fit 18F)				Asian or Pacific Isl.		
		Natural/Adopted Child	05			Married—spouse absent		18G2. VETERAN STATUS		Other	
		Step Child	06		} (Exclude separated)		Veteran				
		Grandchild	07			Widowed		Vietnam Era			
		Parent	08			Divorced		Korean War			
		Brother/Sister	09		} (Skip to 18G1)		World War II				
		Other Rel. of Ref. Person	10			Separated		World War I			
		Foster Child	11		Never married		Other Service				
		Non-rel. of Ref. Person WITH OWN rel. in H'hld	12				Nonveteran				
		Partner/Roommate	13	None							
	Non-rel. of Ref. Person (other than partner/roommate) with NO OWN rel. in H'hld	14									

26. CHECK ITEM
(Transcribe from control card item 18)
This person is 18-24 years of age (Ask 26A)
All others (Skip to 26C)

26A. (If 'School' in 19, Verify) LAST WEEK
was ... attending or enrolled in a high school, college, or university?
(Mark "Yes" if currently on holiday or seasonal vacation. Mark "No" for summer vacation).
Yes (Verify) No (Skip to 26C)
High school (Ask 26B)
College or Univ.

26B. Is ... enrolled in school as a full-time or part-time student?
Full time
Part time (Fit 26C)

26C. CHECK ITEM Who responded to the labor force items for this person?
 Self
 Other
Self/Other 17

33. INTERVIEWER CHECK ITEM
Entry in C.C. item 24 is
Code 4, Asian or Pacific Islander (Ask item 34)
All others Go to next person or item 33 on page 2

34. What is ...'s specific Asian or Pacific Islander group?
Chinese
Filipino
Japanese
Asian Indian
Korean
Vietnamese
Laotian, Cambodian, Hmong
Other Asian (for example, Thai, Pakistani, Sri Lankan, Burmese)
Hawaiian
Other Pacific Islander (for example, Samoan, Guamanian, Tongan)
Go to next person or item 33 on page 2

18K. SOCIAL SECURITY NUMBER
(Transcribe from CC item 26e)
None

REMEMBER:
ASK THE L.F. ITEM FOR ALL N.H. MEMBERS BEFORE ASKING THE SUPPLEMENT.

18. LINE NUMBER

19. What was ... doing most of LAST WEEK -

- Working Keeping house
- Going to school or something else?
- Working (Skip to 20A) ... WK
- With a job but not at work ... J
- Looking for work ... LK
- Keeping house ... H
- Going to school ... S
- Unable to work (Skip to 24) ... U
- Retired ... R
- Other (Specify) ... OT

20. Did ... do any work at all LAST WEEK, not counting work around the house? (Note: If farm or business operator in hkt., ask about unpaid work.)

Yes No (Go to 21)

20A. How many hours did ... work LAST WEEK at all jobs?

49 (Skip to item 23)

1-34 (Go to 20C)

35-48 (Go to 20D)

20B. CHECK ITEM

49 (Skip to item 23)

1-34 (Go to 20C)

35-48 (Go to 20D)

20C. Does ... USUALLY work 35 hours or more a week at this job?

Yes What is the reason ... worked less than 35 hours LAST WEEK?

No What is the reason ... USUALLY works less than 35 hours a week?

(Mark the appropriate reason)

- Slack work
- Material shortage
- Plant or machine repair
- New job started during week
- Job terminated during week
- Could find only part-time work
- Holiday (Legal or religious)
- Labor dispute
- Bad weather
- Own illness
- On vacation
- Too busy with housework, school, personal bus., etc.
- Did not want full-time work
- Full-time work week under 35 hours
- Other reason (Specify)

(Skip to 23 and enter job worked at last week)

20D. Did ... lose any time or take any time off LAST WEEK for any reason such as illness, holiday or slack work?

Yes How many hours did ... take off?

(Correct 20A if last time not already deducted; if 20A reduced below 35, correct 20B and fill 20C)

No

20E. Did ... work any overtime or at more than one job LAST WEEK?

Yes How many extra hours did ... work?

(Correct 20A and 20B as necessary if extra hours not already included and skip to 23.)

No (Skip to 23)

INDUSTRY

OCCUPATION

21. (If 1 is 19, skip to 21A.) Did ... have a job or business from which he/she was temporarily absent or on layoff LAST WEEK?

Yes No (Go to 22)

21A. Why was ... absent from work LAST WEEK?

- Own illness
- On vacation
- Bad weather
- Labor dispute
- New job to begin within 30 days (Skip to 22B and 22C)
- Temporary layoff (Under 30 days) (Skip to 22C)
- Indefinite layoff (30 days or more or no def. recall date) (Skip to 22C)
- Other (Specify)

21B. Is ... receiving wages or salary from his/her employer for any of the time off LAST WEEK?

Yes

No

21C. Does ... usually work 35 hours or more a week at this job?

Yes

No (Skip to 23 and enter job held last week)

22. (If LK in 19, Skip to 22A.) Has ... been looking for work during the past 4 weeks?

Yes No (Go to 24)

22A. What has ... been doing in the last 4 weeks to find work? (Mark all methods used; do not read list.)

- Checked pub. employ. agency with-
priv. employ. agency employer directly
- Friends or relatives
- Filed or answered ads.
- Nothing (Skip to 24)
- Other (Specify in notes, e.g., T.P.A., union or prof. register, etc.)

22B. At the time ... started looking for work, was it because he/she lost or quit a job or was there some other reason?

- Lost job
- Quit job
- Left school
- Wanted temporary work
- Change in home or family responsibilities
- Left military service
- Other (Specify in notes)

22C. 1) How many weeks has ... been looking for work?

2) How many weeks ago did ... start looking for work?

3) How many weeks ago was ... laid off?

22D. Has ... been looking for full-time or part-time work?

Full Part

22E. Could ... have taken a job LAST WEEK if one had been offered?

Yes No Why not?

- Already has a job
- Temporary illness
- Going to school
- Other (Specify in notes)

22F. When did ... last work at a full-time job or business lasting 2 consecutive weeks or more?

Within last 12 months (Specify) ... (Month) _____

One to five years ago

More than 5 years ago

Never worked full-time 2 wks. or more

Never worked at all

(SKIP to 23. If layoff entered in 21A, enter job, either full or part time, from which laid off. Else enter last full time job lasting 2 weeks or more, or "never worked.")

24. CHECK ITEM (Rotation number)

First digit of SEGMENT number is:

- 2, 3, 4, 6, 7 or 8 (Skip to 26)
- 1 or 5 (Go to 24A)

24A. When did ... last work for pay at a regular job or business, either full- or part-time?

- Within past 12 months
- 1 up to 2 years ago
- 2 up to 3 years ago (Go to 24B)
- 3 up to 4 years ago
- 4 up to 5 years ago
- 5 or more years ago (Skip to 24C)
- Never worked

24B. Why did ... leave that job?

- Personal, family (incl. pregnancy) or school
- Health
- Retirement or old age
- Seasonal job completed
- Slack work or business conditions
- Temporary nonseasonal job completed
- Unsatisfactory work arrangements (Hours, pay, etc.)
- Other

24C. Does ... want a regular job now, either full- or part-time?

Yes (Go to 24D)

Maybe - it depends (Specify in notes)

No (Skip to 24E)

Don't know

24D. What are the reasons ... it not looking for work? (Mark each reason mentioned)

- Believes no work available in line of work or area
- Couldn't find any work
- Lacks nec. schooling, training, skills or experience
- Employers think too young or too old
- Other pers. handicap in finding job
- Can't arrange child care
- Family responsibilities
- In school or other training
- Ill health, physical disability
- Other (Specify in notes)
- Don't know

24E. Does ... intend to look for work of any kind in the next 12 months?

Yes

It depends (Specify in notes)

No

Don't know (If entry in 24B, describe job in 23, otherwise, skip to 26)

25. CHECK ITEM (Rotation number)

First digit of SEGMENT number is:

- 2, 3, 4, 6, 7 or 8 (Skip to 26)
- 1 or 5 (Go to 25A)

25A. How many hours per week does ... USUALLY work at this job?

25B. Is ... paid by the hour on this job?

Yes (Go to 25C)

No (Skip to 25D)

25C. How much Dollars Cents does ... earn per hour?

25D. How much does ... USUALLY earn per week at this job BEFORE deductions? Include any overtime pay, commissions, or tips usually received.

25E. On this job, is ... a member of a labor union or of an employee association similar to a union?

Yes (Skip to 26)

No (Ask 25F)

25F. On this job, is ... covered by a union or employee association contract?

Yes (Go to 26)

No

23. DESCRIPTION OF JOB OR BUSINESS

23A. For whom did ... work? (Name of company, business, organization or other employer.)

23B. What kind of business or industry is this? (For example: TV and radio mfg., retail shoe store, State Labor Dept.)

23C. What kind of work was ... doing? (For example: electrical engineer, stock clerk, typist, farmer.)

23D. What were ...'s most important activities or duties at this job? (For example: types, keeps account books, files, sells cars, oversees printing press, finishes concrete.)

23E. Was this person

- An employee of a PRIVATE Co., bus., or individual for wages, salary or comm. ... P
- A FEDERAL government employee ... F (Go to 23F)
- A STATE government employee ... S
- A LOCAL government employee ... L
- Self-empl. in OWN bus., prof. practice, or farm
- Is the business incorporated? Yes No SE (Skip to 26)
- Working WITHOUT PAY in fam. bus. or farm ... WP
- NEVER WORKED ... NEV

23F. CHECK ITEM

Entry for NA in item 20A (Go to 25 at top of page)

Entry for NA in item 21B

All other cases (Skip to 26)

<p>18. LINE NUMBER</p> <p>19. What was ... doing most of LAST WEEK -</p> <p>Working <input type="checkbox"/> Keeping house <input checked="" type="checkbox"/> Going to school or something else? <input type="checkbox"/></p> <p>Working (Skip to 20A) ... WK <input type="checkbox"/> With a job but not at work ... J <input type="checkbox"/> Looking for work ... LK <input type="checkbox"/> Keeping house ... H <input type="checkbox"/> Going to school ... S <input type="checkbox"/> Unable to work (Skip to 24) ... U <input type="checkbox"/> Retired ... R <input type="checkbox"/> Other (Specify) ... OT <input type="checkbox"/></p>	<p>20. Did ... do any work at all LAST WEEK, not counting work around the house? (Note: If farm or business operator or hlt., ask about unpaid work.)</p> <p>Yes <input type="checkbox"/> No <input type="checkbox"/> (Go to 21)</p> <p>20A. How many hours did ... work LAST WEEK at all jobs?</p> <p>20B. CHECK ITEM</p> <p>49+ (Skip to item 23)</p> <p>1-34 (Go to 20C)</p> <p>35-48 (Go to 20D)</p> <p>20D. Did ... lose any time or take any time off LAST WEEK for any reason such as illness, holiday or sick work?</p> <p>Yes <input type="checkbox"/> How many hours did ... take off?</p> <p>(Correct 20A if lost time not already deducted; if 20A reduced below 35, correct 20B and fill 20C)</p> <p>No <input type="checkbox"/></p> <p>20E. Did ... work any overtime or at more than one job LAST WEEK?</p> <p>Yes <input type="checkbox"/> How many extra hours did ... work?</p> <p>(Correct 20A and 20B as necessary if extra hours not already included and skip to 23.)</p> <p>No <input type="checkbox"/> (Skip to 23)</p>	<p>21. (If / in 19, skip to 21A.) Did ... have a job or business from which he/she was temporarily absent or on layoff LAST WEEK?</p> <p>Yes <input type="checkbox"/> No <input type="checkbox"/> (Go to 22)</p> <p>21A. Why was ... absent from work LAST WEEK?</p> <p>Own illness <input type="checkbox"/></p> <p>On vacation <input type="checkbox"/></p> <p>Bad weather <input type="checkbox"/></p> <p>Labor dispute <input type="checkbox"/></p> <p>New job to begin within 30 days (Skip to 22B and 22C2)</p> <p>Temporary layoff (Under 30 days)</p> <p>Indefinite layoff (30 days or more or no def. recall date) (Skip to 22C3)</p> <p>Other (Specify) _____</p> <p>21B. Is ... receiving wages or salary from his/her employer for any of the time off LAST WEEK?</p> <p>Yes <input type="checkbox"/></p> <p>No <input type="checkbox"/></p> <p>21C. Does ... usually work 35 hours or more a week at this job?</p> <p>Yes <input type="checkbox"/></p> <p>No <input type="checkbox"/> (Skip to 23 and enter job held last week)</p>	<p>22. (If LK in 19, Skip to 22A.) Has ... been looking for work during the past 4 weeks?</p> <p>Yes <input type="checkbox"/> No <input type="checkbox"/> (Go to 24)</p> <p>22A. What has ... been doing in the last 4 weeks to find work? (Mark all methods used; do not read list.)</p> <p>Checked pub. employ. agency with- <input type="checkbox"/> pri. employ. agency <input type="checkbox"/> employer directly <input type="checkbox"/> friends or relatives <input type="checkbox"/> Placed or answered ads. <input type="checkbox"/> Nothing (Skip to 24) <input type="checkbox"/> Other (Specify in notes, e.g., TPA, union or prof. register, etc.) _____</p> <p>22B. At the time ... started looking for work, was it because he/she lost or quit a job or was there some other reason?</p> <p>• Last job <input type="checkbox"/> • Quit job <input type="checkbox"/> • Left school <input type="checkbox"/> • Wanted temporary work <input type="checkbox"/> • Change in home or family responsibilities <input type="checkbox"/> • Left military service <input type="checkbox"/> • Other (Specify in notes) _____</p> <p>22C. 1) How many weeks has ... been looking for work? <input type="checkbox"/></p> <p>2) How many weeks ago did ... start looking for work? <input type="checkbox"/></p> <p>3) How many weeks ago was ... laid off? <input type="checkbox"/></p> <p>22D. Has ... been looking for full-time or part-time work?</p> <p>Full <input type="checkbox"/> Part <input checked="" type="checkbox"/></p> <p>22E. Could ... have taken a job LAST WEEK if one had been offered?</p> <p>Yes <input type="checkbox"/> No <input type="checkbox"/> Why not?</p> <p>Already has a job. <input type="checkbox"/> Temporary illness <input type="checkbox"/> Going to school <input type="checkbox"/> Other (Specify in notes) _____</p> <p>22F. When did ... last work at a full-time job or business lasting 2 consecutive weeks or more? Within last 12 months (Specify) _____ (Month) _____</p> <p>One to five years ago <input type="checkbox"/> More than 5 years ago <input type="checkbox"/> Never worked full-time 2 wks. or more <input type="checkbox"/> Never worked at all <input type="checkbox"/> (SKIP to 23. If layoff entered in 21A, enter job, other full or part time, from which laid off. Else enter last full time job lasting 2 weeks or more, or "never worked.")</p>	<p>24. CHECK ITEM (Rotation number)</p> <p>First digit of SEGMENT number is: 2, 3, 4, 6, 7 or 8 (Skip to 26) <input type="checkbox"/> 1 or 5 (Go to 24A) <input checked="" type="checkbox"/></p> <p>24A. When did ... last work for pay at a regular job or business, either full- or part-time?</p> <p>Within past 12 months <input type="checkbox"/> 1 up to 2 years ago <input type="checkbox"/> 2 up to 3 years ago <input type="checkbox"/> (Go to 24B) 3 up to 4 years ago <input type="checkbox"/> 4 up to 5 years ago <input type="checkbox"/> 5 or more years ago <input type="checkbox"/> (Skip to 24C) Never worked <input type="checkbox"/></p> <p>24B. Why did ... leave that job?</p> <p>Personal, family (incl. pregnancy) or school <input type="checkbox"/> Health <input type="checkbox"/> Retirement or old age <input type="checkbox"/> Seasonal job completed <input type="checkbox"/> Slack work or business conditions <input type="checkbox"/> Temporary nonseasonal job completed <input type="checkbox"/> Unsatisfactory work arrangements (Hours, pay, etc.) <input type="checkbox"/> Other <input type="checkbox"/></p> <p>24C. Does ... want a regular job now, either full- or part-time?</p> <p>Yes <input type="checkbox"/> (Go to 24D) Maybe - it depends (Specify in notes) <input type="checkbox"/> No <input type="checkbox"/> (Skip to 24E) Don't know <input type="checkbox"/></p> <p>24D. What are the reasons ... is not looking for work? (Mark each reason mentioned)</p> <p>• Believes no work available in line of work or area <input type="checkbox"/> • Couldn't find any work <input type="checkbox"/> • Lacks nec. schooling, training, skills or experience <input type="checkbox"/> • Employers think too young or too old <input type="checkbox"/> • Other pers. handicap in finding job <input type="checkbox"/> • Can't arrange child care <input type="checkbox"/> • Family responsibilities <input type="checkbox"/> • In school or other training <input type="checkbox"/> • Ill health, physical disability <input type="checkbox"/> • Other (Specify in notes) _____ <input type="checkbox"/> • Don't know <input type="checkbox"/></p> <p>24E. Does ... intend to look for work of any kind in the next 12 months?</p> <p>Yes <input type="checkbox"/> It depends (Specify in notes) <input type="checkbox"/> No <input type="checkbox"/> Don't know <input type="checkbox"/> (If entry in 24B, describe job in 23, otherwise, skip to 26)</p>	<p>25. CHECK ITEM (Rotation number)</p> <p>First digit of SEGMENT number is: 2, 3, 4, 6, 7 or 8 (Skip to 26) <input type="checkbox"/> 1 or 5 (Go to 25A) <input type="checkbox"/></p> <p>25A. How many hours per week does ... USUALLY work at this job?</p> <p>25B. Is ... paid by the hour on this job?</p> <p>Yes <input type="checkbox"/> (Go to 25C) No <input type="checkbox"/> (Skip to 25D)</p> <p>25C. How much does ... earn per hour?</p> <p>Dollars <input type="text"/> Cents <input type="text"/></p> <p>(Ask 25D) REF <input type="checkbox"/></p> <p>25D. How much does ... USUALLY earn per week at this job BEFORE deductions? Include any overtime pay, commissions, or tips usually received.</p> <p>\$ <input type="text"/> REF <input type="checkbox"/></p> <p>25E. On this job, is ... a member of a labor union or of an employee association similar to a union?</p> <p>Yes <input type="checkbox"/> (Skip to 26) No <input type="checkbox"/> (Ask 25F)</p> <p>25F. On this job, is ... covered by a union or employee association contract?</p> <p>Yes <input type="checkbox"/> (Go to 26) No <input type="checkbox"/></p>
<p>20C. Does ... USUALLY work 35 hours or more a week at this job?</p> <p>Yes <input type="checkbox"/> What is the reason ... worked less than 35 hours LAST WEEK?</p> <p>No <input type="checkbox"/> What is the reason ... USUALLY works less than 35 hours a week? (Mark the appropriate reason)</p> <p>Slack work <input type="checkbox"/> Material shortage <input type="checkbox"/> Plant or machine repair <input type="checkbox"/> New job started during week <input type="checkbox"/> Job terminated during week <input type="checkbox"/> Could find only part-time work <input type="checkbox"/> Holiday (Legal or religious) <input type="checkbox"/> Labor dispute <input type="checkbox"/> Bad weather <input type="checkbox"/> Own illness <input type="checkbox"/> On vacation <input type="checkbox"/> Too busy with housework, school, personal bus., etc. <input type="checkbox"/> Did not want full-time work <input type="checkbox"/> Full-time work week under 35 hours <input type="checkbox"/> Other reason (Specify) _____</p> <p>(Skip to 23 and enter job worked at last week)</p>					
<p>23. DESCRIPTION OF JOB OR BUSINESS</p> <p>23A. For whom did ... work? (Name of company, business, organization or other employer.) _____</p> <p>23B. What kind of business or industry is this? (For example: TV and radio mfg., retail shoe store, State Labor Dept.) _____</p> <p>23C. What kind of work was ... doing? (For example: electrical engineer, stock clerk, typist, farmer.) _____</p> <p>23D. What were ...'s most important activities or duties at this job? (For example: types, keeps account books, files, sells cars, operates printing press, finishes canvases.) _____</p>					
<p>23E. Was this person an employee of a PRIVATE Co., bus., or individual for wages, salary or comm. ... P <input type="checkbox"/></p> <p>A FEDERAL government employee ... F <input type="checkbox"/> (Go to 23F)</p> <p>A STATE government employee ... S <input type="checkbox"/></p> <p>A LOCAL government employee ... L <input type="checkbox"/></p> <p>Self-empl. in OWN bus., prof. practice, or farm <input type="checkbox"/></p> <p>Is the business incorporated? Yes <input type="checkbox"/> No <input type="checkbox"/> SE <input type="checkbox"/></p> <p>Working WITHOUT PAY in farm, bus. or farm ... W/P <input type="checkbox"/> (Skip to 26)</p> <p>NEVER WORKED ... NEV <input type="checkbox"/></p>					
<p>23F. CHECK ITEM</p> <p>Entry (or NA) in item 20A <input type="checkbox"/> (Go to 25 at top of page)</p> <p>Entry (or NA) in item 21B <input type="checkbox"/></p> <p>All other cases <input type="checkbox"/> (Skip to 26)</p>					


LINE NO.	18B. RELATIONSHIP TO REFERENCE PERSON	18C. PAR'S LINE NO.	18D. AGE	18E. MARITAL STATUS	18F. SPOUSE'S LINE NUMBER	18G1. SEX	18H. EDUCATIONAL ATTAINMENT	18I. RACE	18J. ORIGIN
	Ref. Person WITH rel. in H'hd 01					Male		White	
	Ref. person with NO rel. in H'hd 02			Married—spouse present		Female <input checked="" type="checkbox"/>		Black	
	Husband 03			} (Fill 18F)				Amer. Indian, Aleut, Eskimo	
	Wife 04				Married—spouse absent			Asian or Pacific Isl.	
	Natural/Adopted Child 05			} (Exclude answered)		18G2. VETERAN STATUS		Other	
	Step Child 06				Widowed		Veteran <input checked="" type="checkbox"/>		
	Grandchild 07			Divorced		Vietnam Era			
	Parent 08			Separated		Korean War			
	Brother/Sister 09			Never married		World War II			
	Other Rel. of Ref. Person 10					World War I			
	Foster Child 11					Other Service			
	Non-rel. of Ref. Person WITH OWN rel. in H'hd 12					Nonveteran			
	Partner/Roommate 13	None							
	Non-rel. of Ref. Person (other than partner/roommate) with NO OWN rel. in H'hd 14								

<p>26. CHECK ITEM (Transcribe from control card (item 18))</p> <p>This person is</p> <p>18–24 years of age <input type="checkbox"/> (Ask 26A)</p> <p>All others <input type="checkbox"/> (Skip to 26C)</p>	<p>33. INTERVIEWER CHECK ITEM</p> <p>Entry in C.C. item 24 is</p> <p>Code A, Asian or Pacific Islander (Ask item 34)</p> <p>All others <input type="checkbox"/> Go to next person or item 33 on page 2</p>	<p>18K. SOCIAL SECURITY NUMBER (Transcribe from cc item 26a)</p> <p>None <input checked="" type="checkbox"/></p>
<p>26A. (If 'School' in 15, Verify) LAST WEEK was . . . attending or enrolled in a high school, college, or university? (Mark "Yes" if currently on holiday or seasonal vacation. Mark "No" for summer vacation).</p> <p>Yes <input type="checkbox"/> (Verify) No <input checked="" type="checkbox"/> (Skip to 26C)</p> <p>High school (Ask 26B)</p> <p>College or Univ.</p>	<p>34. What is . . . specific Asian or Pacific Islander group?</p> <p>Chinese</p> <p>Filipino</p> <p>Japanese</p> <p>Asian Indian <input checked="" type="checkbox"/></p> <p>Korean</p> <p>Vietnamese</p> <p>Laotian, Cambodian, Hmong</p> <p>Other Asian (for example, Thai, Pakistani, Sri Lankan, Burmese)</p> <p>Hawaiian</p> <p>Other Pacific Islander (for example, Samoan, Guamanian, Tongan)</p> <p>Go to next person or item 33 on page 2</p>	
<p>26B. Is . . . enrolled in school as a full-time or part-time student?</p> <p>Full time <input type="checkbox"/> (Fill 26C)</p> <p>Part time <input type="checkbox"/></p>		
<p>26C. CHECK ITEM Who responded to the labor force items for this person?</p> <p><input checked="" type="checkbox"/> Self</p> <p>Other <input type="checkbox"/></p> <p>Self/Other <input checked="" type="checkbox"/></p>		

REMINDER:
ASK THE L.F. ITEM FOR ALL H.M. MEMBERS BEFORE ASKING THE SUPPLEMENT.

This page is left blank intentionally.

Facsimile of March Supplement Questionnaire

<p>1. CHECK ITEM</p> <p>Only CPS-665 for household <input type="checkbox"/> (Fill all applicable items on this page)</p> <p>First CPS-665 of continuation H.M.L. ... <input type="checkbox"/> (Transcribe name (3, 6-8, 13) from first CPS-665)</p> <p>Second CPS-665 of continuation H.M.L. <input type="checkbox"/></p> <p>Third, fourth, etc CPS-665 <input type="checkbox"/></p>	<p>FORM CPS-665</p>  <p>U.S. DEPARTMENT OF COMMERCE BUREAU OF THE CENSUS</p> <h2 style="margin: 0;">C P S - 6 6 5</h2> <h3 style="margin: 0;">I N C O M E S U P P L E M E N T</h3> <p>Form Approved - O.M. & No. 0607-0354 - Expires 9-30-93</p> <p style="text-align: right;">MARCH 1992</p>	<p>2.</p> <p>3. CONTROL NUMBER</p> <table border="1" style="width: 100%; border-collapse: collapse;"> <tr> <td style="width: 25%;">6. PSU NO.</td> <td style="width: 25%;">7. SEGMENT NO.</td> <td style="width: 25%;">8. SERIAL NO.</td> <td style="width: 25%;">9. HOUSE HOLD NO.</td> </tr> <tr> <td style="text-align: center;">1 2 3 4 5 6 7 8 9 0</td> <td style="text-align: center;">1 2 3 4 5 6 7 8 9 0</td> <td style="text-align: center;">1 2 3 4 5 6 7 8 9 0</td> <td style="text-align: center;">1 2 3 4 5 6 7 8 9 0</td> </tr> </table>	6. PSU NO.	7. SEGMENT NO.	8. SERIAL NO.	9. HOUSE HOLD NO.	1 2 3 4 5 6 7 8 9 0	1 2 3 4 5 6 7 8 9 0	1 2 3 4 5 6 7 8 9 0	1 2 3 4 5 6 7 8 9 0																																												
6. PSU NO.	7. SEGMENT NO.	8. SERIAL NO.	9. HOUSE HOLD NO.																																																			
1 2 3 4 5 6 7 8 9 0	1 2 3 4 5 6 7 8 9 0	1 2 3 4 5 6 7 8 9 0	1 2 3 4 5 6 7 8 9 0																																																			
<p>10. FIELD REPRESENTATIVE CODE</p> <table style="width: 100%; text-align: center;"> <tr> <td>A</td><td>B</td><td>C</td><td>D</td><td>E</td><td>F</td><td>G</td><td>H</td><td>I</td><td>J</td><td>K</td><td>L</td><td>M</td> </tr> <tr> <td>0</td><td>0</td><td>0</td><td>0</td><td>0</td><td>0</td><td>0</td><td>0</td><td>0</td><td>0</td><td>0</td><td>0</td><td>0</td> </tr> <tr> <td>0</td><td>1</td><td>2</td><td>3</td><td>4</td><td>5</td><td>6</td><td>7</td><td>8</td><td>9</td><td></td><td></td><td></td> </tr> <tr> <td>0</td><td>1</td><td>2</td><td>3</td><td>4</td><td>5</td><td>6</td><td>7</td><td>8</td><td>9</td><td></td><td></td><td></td> </tr> </table>	A	B	C	D	E	F	G	H	I	J	K	L	M	0	0	0	0	0	0	0	0	0	0	0	0	0	0	1	2	3	4	5	6	7	8	9				0	1	2	3	4	5	6	7	8	9				<p>INTRODUCTION (Optional)</p> <p>We have just completed the questions about employment and unemployment. Each March, the Census Bureau also collects information about the economic situation of Americans and their families for the previous year. I am going to ask these questions now. We don't expect all answers to be perfect, but please think about each question and answer it the best you can.</p>	
A	B	C	D	E	F	G	H	I	J	K	L	M																																										
0	0	0	0	0	0	0	0	0	0	0	0	0																																										
0	1	2	3	4	5	6	7	8	9																																													
0	1	2	3	4	5	6	7	8	9																																													
<p>13. TYPE INTERVIEW (CPS-665)</p> <p><input type="checkbox"/> Personal (Fill 13A below)</p> <p><input type="checkbox"/> Telephone</p> <p><input type="checkbox"/> Type A Noninterview (Transcribe items 1, 3, 6-10, 77 on this page; also, ask item 78 on this page)</p>	<p>13A. DESCRIPTION OF LONGEST JOB (Items 46A-E) IN THIS CPS-665:</p> <p>Yes <input type="checkbox"/> No <input type="checkbox"/></p>																																																					
<p>77. CHECK ITEM</p> <p>TENURE (from Control Card item 10)</p> <p>Owned or being bought <input type="checkbox"/></p> <p>Rented <input type="checkbox"/></p> <p>No cash rent <input type="checkbox"/></p>	<p>83. During 1991, how many of the children in this household usually ate a complete hot lunch offered at school?</p> <p>All <input type="checkbox"/></p> <p>Some, but not all - Mark number <input type="checkbox"/></p> <p>None <input type="checkbox"/></p>	<p>89. Are you paying lower rent because the Federal, State, or local government is paying part of the cost?</p> <p>Yes <input type="checkbox"/></p> <p>No <input checked="" type="checkbox"/></p>																																																				
<p>78. How many housing units are in this structure?</p> <p>1 <input type="checkbox"/> 5-9 <input type="checkbox"/></p> <p>2 <input type="checkbox"/> 10+ <input checked="" type="checkbox"/></p> <p>3-4 <input type="checkbox"/></p>	<p>84. CHECK ITEM</p> <p>Entry in Control Card item 29 is: <input checked="" type="checkbox"/></p> <p>Under \$50,000, NA or Ref. (Fill 85) <input type="checkbox"/></p> <p>\$50,000 or more End questions <input type="checkbox"/></p>	<p>94. The government has an energy assistance program which helps pay heating costs. This assistance can be received directly by the household or it can be paid directly to the electric company, gas company or fuel dealer.</p> <p>Since October 1, 1991, has this household received assistance of this type from the federal, state, or local government?</p> <p>Yes <input type="checkbox"/> (Ask 95)</p> <p>No <input type="checkbox"/> (End questions)</p>																																																				
<p>78. CHECK ITEM</p> <p>Some household members under age 15 <input type="checkbox"/> (Ask 80)</p> <p>No household members under age 15 <input type="checkbox"/> (Skip to 82)</p>	<p>85. CHECK ITEM</p> <p>All or some marked in 83 <input type="checkbox"/> (Ask 86)</p> <p>None marked in 83 or 83 blank <input type="checkbox"/> (Skip to 87)</p>	<p>94. (Continued)</p> <p>Since October 1, 1991, has this household received assistance of this type from the federal, state, or local government?</p> <p>Yes <input type="checkbox"/> (Ask 95)</p> <p>No <input type="checkbox"/> (End questions)</p>																																																				
<p>80. During 1991, how many of the children under age 18 in this household were covered by Medicare or Medicaid?</p> <p>All <input type="checkbox"/></p> <p>Some, but not all - Mark number <input type="checkbox"/></p> <p>None <input type="checkbox"/></p>	<p>86. During 1991, how many of the children in this household received free or reduced price lunches because they qualified for the Federal School Lunch Program?</p> <p>All <input type="checkbox"/></p> <p>Some, but not all - Mark number <input type="checkbox"/></p> <p>None <input type="checkbox"/></p>	<p>95. Altogether, how much energy assistance has been received since October 1, 1991?</p> <p>\$ <input type="text"/></p> <p>(Nearest dollar)</p>																																																				
<p>81. During 1991, how many of the children under age 18 in this household were covered by a health insurance plan (Excluding Medical and Medicare)?</p> <p>All <input type="checkbox"/> (Ask 81A)</p> <p>Some, but not all - Mark number <input type="checkbox"/></p> <p>None (Skip to 82) <input type="checkbox"/></p>	<p>87. CHECK ITEM</p> <p>Owned marked in 77 <input type="checkbox"/> (Skip to 90)</p> <p>Rented or no cash rent marked in 77 <input type="checkbox"/> (Ask 88)</p>	<p>92. In how many months of 1991 were food stamps received?</p> <p>All <input type="checkbox"/></p>																																																				
<p>81A. How many of these children were covered by the health insurance plan of someone not residing in this household?</p> <p>All <input type="checkbox"/></p> <p>Some, but not all - Mark number <input type="checkbox"/></p> <p>None <input type="checkbox"/></p>	<p>88. Is this house in a public housing project, that is, is it owned by a local housing authority or other public agency?</p> <p>Yes <input type="checkbox"/> (Skip to 90)</p> <p>No <input type="checkbox"/> (Ask 89)</p>	<p>93. What was the value of all the food stamps received during 1991?</p> <p>(Add monthly amounts to obtain annual figure)</p> <p>\$ <input type="text"/></p> <p>(Nearest dollar)</p>																																																				
<p>82. CHECK ITEM</p> <p>Some household members 6-18 years old <input type="checkbox"/> (Ask 83)</p> <p>No household members 6-18 years old <input type="checkbox"/> (Skip to 84)</p>	<p>93. (Continued)</p> <p>(Ask 94)</p>																																																					

FOLLOW-UP INFORMATION - TRANSCRIBE THIS INFORMATION FROM THE CPS-1
AND CONTROL CARD BEFORE SENDING THEM TO THE R.O.

ALL CPS-1s AND CONTROL CARDS MUST BE SENT TO THE R.O. BY SATURDAY, MARCH 21

ALL 896s MUST BE MAILED TO R.O. BY SATURDAY, MARCH 29

- (1) Complete items 3, 6-8, 77, 79, 82 and 84 on page 1.
- (2) Complete items 18A, 18B, 18C, and 18G1 for each 15+ person, (p. 3, 4, 5, 6).
- (3) Record below the industry and occupation description from CPS-1 items 23A-23E as applicable.
You will need to refer to it when filling item 45 in your followup interview.
- (4) Complete items 56D and 58, (p. 7 and 8, respectively)
- (5) Note below Names and Line No.'s of persons (and item numbers, if necessary) needing followup.
Also, as necessary note address, telephone, and "best time to call" information from control card.

NOTES:

Area with horizontal dashed lines for notes.

CIVILIAN 15+ AND CURRENT ARMED FORCES MEMBER. BEGIN WITH ITEM 29A

18A. LINE NUMBER 188. RELATIONSHIP Ref. par with other rels. 01 Ref. par with no other rel. 02 Husband 03 Wife 04 Own/Adopted 05 Stepchild 06 Grandchild 07 Parent 08 Brother/Sister 09 Other rel. 10 Foster child 11 Non rel. 12-14		18D. AGE 15-19 20-24 25-29 30-34 35-39 40-44 45-49 50-54 55-59 60-64 65-69 70-74 75-79 80-84 85-89 90-94 95-99	18G1. Sex Male Female	37. Were the (entry in item 36) weeks ... was looking for work (or on layoff) all in one stretch? Yes - 1 stretch No - 2 stretches (Go to 38) No - 3+ stretches	45. What was ...'s longest job during 1991? (Compare with entry in CPS-1 item 23) Same as item 23 (Skip to 47) Different from item 23 or item 23 blank (Specify in 46A-46E) Current Armed Forces	OFFICER IND. OCC. ITEM 55 UNSE ONLY Ref. UNC Ref. UNC
29A. Did ... work at a job or business at any time during 1991? Yes (Skip to 33) No		38. What was the main reason ... was not working or looking for work in the remaining weeks of 1991? Ill or disabled and unable to work Taking care of home or family Going to school Retired No work available Other (Specify)		46A. For whom did ... work?	48B. What kind of business or industry is this?	
29B. Did ... do any temporary, part-time, or seasonal work even for few days during 1991? Yes (Skip to 33) No		39. For how many employers did ... work in 1991? If more than one at same time, only count it as one employer. 1 2 3+ (Ask 40)		46B. CLASS OF WORKER Private P Federal Gov't. F State Gov't. S Local Gov't. L Self-employment Yes... I No... SE Without pay WP (Ask 47)	48C. What kind of work was ... doing?	52A. At any time during 1991 did ... receive any State or Federal unemployment compensation? Yes No (Skip to 53A) Any Supplemental Unemployment Benefits (SUB)? Yes No Any Union unemployment or strike benefits? Yes No
30. Even though ... did not work in 1991, did he/she spend any time trying to find a job or on layoff? Yes No (Skip to 32)		40. In the weeks that ... worked, how many hours did ... usually work per week? (Mark hours)		47. Counting all locations where this employer operates, what is the total number of persons who work for ...'s employer? Under 10 10-24 25-99 100-499 500-999 1000+	48D. Does this amount include all tips, bonuses, overtime pay or commissions ... may have received? Yes No (Probe and make corrections to 48A)	52B. How much did ... receive in unemployment benefits during 1991? \$
31. How many different weeks was ... looking for work or on layoff from a job? (Mark weeks)		41. CHECK ITEM Number of hours in item 40 is: 1-34 (Skip to 43) 35+ (Ask 42)		48E. How much did ... earn from this business/farm after expenses during 1991? \$	49A. Did ... earn money from any other work he/she did during 1991? Yes No (Skip to 50)	53A. During 1991 did ... receive any Worker's Compensation payments or other payments as a result of a job related injury or illness? (Exclude sick pay and disability retirement) Yes No (Skip to 54)
32. What was the main reason ... did not work in 1991? Ill or disabled and unable to work Retired Taking care of home or family Going to school Could not find work Doing something else		42. During 1991, were there one or more weeks in which ... worked less than 38 hours? Exclude time off with pay because of holidays, vacation, days off, or sickness. Yes (Ask 43) No (Skip to 45)		49B. How much did ... earn from: All other employers? His/her own business after expenses? His/her farm after expenses? Yes No Yes No Yes No	49C. How much did ... earn from: All other employers? His/her own business after expenses? His/her farm after expenses? \$ \$ \$	53B. What was the source of these payments? State Workers Compensation Employer or employer's insurance Own insurance Other
33. During 1991 in how many weeks did ... work even for a few hours? (Include paid vacation and sick leave as work.) (Mark weeks and Go to 34)		43. How many weeks did ... work less than 35 hours in 1991? (Mark weeks)		50. CHECK ITEM Longest job (item 45) is former? Yes No (Skip to 52A)	54. Was ... living in this house (apt.) 1 year ago, that is on March 1, 1991? Yes (Next person) No (Ask 55A)	54. Was ... living in this house (apt.) 1 year ago, that is on March 1, 1991? Yes (Next person) No (Ask 55A)
34. CHECK ITEM Number of weeks in item 33 is: 1-49 (Skip to 36) 50-51 (Ask 35) 52 (Skip to 39)		44. What was the main reason ... worked less than 35 hours per week? Could not find a full time job Wanted to work part time or only able to work part time Slack work or material shortage Other		51. Other than the farm income we have already talked about, did ... receive any income from agricultural work done for others, recreational services, or government farm programs other than loans? Yes (Probe and make corrections to 48B or 49B) No (Ask 52A)	55A. Where did ... live on March 1, 1991? 1. Name of State, foreign country, U.S. possession, etc. 2. Name of county 3. Name of city, town, village, etc.	55B. Did ... live inside the limits of that city, town, village, etc.? Yes No
35. Did ... lose any full weeks of work in 1991 because he/she was on layoff from a job or lost a job? Yes (Skip to 39) No		45. CHECK ITEM Number of weeks in item 35 is: 1-49 (Skip to 36) 50-51 (Ask 35) 52 (Skip to 39)		Now I want to ask some questions about where ... lived 1 year ago.		
36. You said ... worked about (entry in item 23) weeks in 1991. How many of the remaining (52 minus entry in item 33) weeks was ... looking for work or on layoff from a job? (Mark weeks and ask 37)		46. CHECK ITEM Number of weeks in item 36 is: 1-49 (Skip to 36) 50-51 (Ask 35) 52 (Skip to 39)		None (Skip to 58)		

CIVILIAN 15+ AND CURRENT ARMED FORCES MEMBER, BEGIN WITH ITEM 29A

18A. LINE NUMBER 1 2 3 4 5 6 7 8 9 10 11 12 13 14 15 16 17 18 19 20 21 22 23 24 25 26 27 28 29 30 31 32 33 34 35 36 37 38 39 40 41 42 43 44 45 46 47 48 49 50 51 52 53 54 55 56 57 58 59 60 61 62 63 64 65 66 67 68 69 70 71 72 73 74 75 76 77 78 79 80 81 82 83 84 85 86 87 88 89 90 91 92 93 94 95 96 97 98 99 00		18B. RELATIONSHIP Ref per with other rel. 01 Ref per with no other rel. 02 Husband 03 Wife 04 Own/Adopted 05 Stepchild 06 Grandchild 07 Parent 08 Brother/Sister 09 Other rel. 10 Foster child 11 Non rel. 12-14		18D. AGE 15-17 18-24 25-34 35-44 45-54 55-64 65-74 75-84 85-94 95-104		18G1. Sex Male Female		37. Were the (entry in item 36) weeks ... was looking for work (or on layoff) all in one stretch? Yes - 1 stretch No - 2 stretches No - 3+ stretches (Go to 38)		45. What was ...'s longest job during 1991? (Compare with entry in CPS-1 item 23) Same as item 23 Different from item 23 or item 23 blank Current Armed Forces (Specify in 46A-46E)		OFFICE USE ONLY Ref. UNC Ref. UNC	IND. 1 2 3 4 5 6 7 8 9 10 11 12 13 14 15 16 17 18 19 20 21 22 23 24 25 26 27 28 29 30 31 32 33 34 35 36 37 38 39 40 41 42 43 44 45 46 47 48 49 50 51 52 53 54 55 56 57 58 59 60 61 62 63 64 65 66 67 68 69 70 71 72 73 74 75 76 77 78 79 80 81 82 83 84 85 86 87 88 89 90 91 92 93 94 95 96 97 98 99 00	OCC. 1 2 3 4 5 6 7 8 9 10 11 12 13 14 15 16 17 18 19 20 21 22 23 24 25 26 27 28 29 30 31 32 33 34 35 36 37 38 39 40 41 42 43 44 45 46 47 48 49 50 51 52 53 54 55 56 57 58 59 60 61 62 63 64 65 66 67 68 69 70 71 72 73 74 75 76 77 78 79 80 81 82 83 84 85 86 87 88 89 90 91 92 93 94 95 96 97 98 99 00	ITEM 55 1 2 3 4 5 6 7 8 9 10 11 12 13 14 15 16 17 18 19 20 21 22 23 24 25 26 27 28 29 30 31 32 33 34 35 36 37 38 39 40 41 42 43 44 45 46 47 48 49 50 51 52 53 54 55 56 57 58 59 60 61 62 63 64 65 66 67 68 69 70 71 72 73 74 75 76 77 78 79 80 81 82 83 84 85 86 87 88 89 90 91 92 93 94 95 96 97 98 99 00
29A. Did ... work at a job or business at any time during 1991? Yes (Skip to 33) No		37. (If the entries in items 33 and 36 add to 52 weeks, skip to item 38. If not, ask 38) 38. What was the main reason ... was not working or looking for work in the remaining weeks of 1991? Ill or disabled and unable to work Taking care of home or family Going to school Retired No work available Other (Specify)		46A. For whom did ... work?		46B. What kind of business or industry is this?		46C. What kind of work was ... doing?		52A. At any time during 1991 did ... receive any State or Federal unemployment compensation? Yes No (Skip to 53A)					
29B. Did ... do any temporary, part-time, or seasonal work even for few days during 1991? Yes (Skip to 33) No		30. For how many employers did ... work in 1991? If more than one at same time, only count it as one employer. 1 2 3+ (Ask 40)		46D. CLASS OF WORKER Private P Federal Gov't. F State Gov't. S Local Gov't. L Self-employment Inc. Yes No SE Without pay WP (Ask 47) (Ask 47)		46E. How much did ... receive in unemployment benefits during 1991? Any Supplemental Unemployment Benefits (SUB)? Yes No Any Union unemployment or strike benefits? Yes No		47. Counting all locations where this employer operates, what is the total number of persons who work for ...'s employer? (Read categories if necessary) Under 10 10-24 25-99 100-499 500-999 1000+		52B. How much did ... receive in unemployment benefits during 1991? \$					
30. Even though ... did not work in 1991, did he/she spend any time trying to find a job or on layoff? Yes No (Skip to 32)		40. In the weeks that ... worked, how many hours did ... usually work per week? (Mark hours)		47A. How much did ... earn from this employer before deductions during 1991?		47B. What was ... net earnings from this business/farm after expenses during 1991? \$		47C. Does this amount include all tips, bonuses, overtime pay or commissions ... may have received? Yes No (Probe and make corrections to 46A) Lost money		52C. During 1991 did ... receive any Worker's Compensation payments or other payments as a result of a job related injury or illness? (Exclude sick pay and disability retirement) Yes No (Skip to 54A)					
31. How many different weeks was ... looking for work or on layoff from a job? (Mark weeks)		41. CHECK ITEM Number of hours in item 40 is: 1-34 (Skip to 43) 35+ (Ask 42)		48A. Did ... earn money from any other work he/she did during 1991? Yes No (Skip to 50)		48B. How much did ... earn from: All other employers? His/her own business after expenses? His/her farm after expenses? Yes No Yes No Yes No \$ \$ \$		53B. What was the source of these payments? State Workers Compensation Employer or employer's insurance Own insurance Other		53C. How much compensation did ... receive during 1991? \$					
32. What was the main reason ... did not work in 1991? Ill or disabled and unable to work Retired Taking care of home or family Going to school Could not find work Doing something else (Skip to 52A)		42. During 1991, were there one or more weeks in which ... worked less than 35 hours? Exclude time off with pay because of holidays, vacation, days off, or sickness. Yes (Ask 43) No (Skip to 45)		48C. Did ... earn money from any other work he/she did during 1991? Yes No (Skip to 50)		48D. How much did ... earn from: All other employers? His/her own business after expenses? His/her farm after expenses? Yes No Yes No Yes No \$ \$ \$		54. Was ... living in this house (apt.) 1 year ago, that is on March 1, 1991? Yes (Next person) No (Ask 55A)		54A. Where did ... live on March 1, 1991? 1. Name of State, foreign country, U.S. possession, etc. 2. Name of county 3. Name of city, town, village, etc. 4. Did ... live inside the limits of that city, town, village, etc? Yes No					
33. During 1991 in how many weeks did ... work even for a few hours? Include paid vacation and sick leave as work. (Mark weeks and Go to 34)		43. How many weeks did ... work less than 35 hours in 1991? (Mark weeks)		49. CHECK ITEM Longest job (item 45) is farmer? Yes No (Skip to 52A)		50. CHECK ITEM Longest job (item 45) is farmer? Yes No (Skip to 52A)		51. Other than the farm income we have already talked about, did ... receive any income from agricultural work done for others, recreational services, or government farm programs other than loans? Yes (Probe and make corrections to 48B or 49B) No (Ask 52A)		55. Where did ... live on March 1, 1991? 1. Name of State, foreign country, U.S. possession, etc. 2. Name of county 3. Name of city, town, village, etc. 4. Did ... live inside the limits of that city, town, village, etc? Yes No					
34. CHECK ITEM Number of weeks in item 33 is: 1-49 (Skip to 36) 50-51 (Ask 35) 52 (Skip to 39)		44. What was the main reason ... worked less than 35 hours per week? Could not find a full time job Wanted to work part time or only able to work part time Slack work or material shortage Other (Ask 45)		52. Did ... receive any full weeks of work in 1991 because he/she was on layoff from a job or lost a job? Yes (Skip to 39) No		53. You said ... worked about (entry in item 33) weeks in 1991. How many of the remaining (52 minus entry in item 33) weeks was ... looking for work or on layoff from a job? (Mark weeks and ask 37)		56. Did ... live inside the limits of that city, town, village, etc? Yes No		57. Did ... live inside the limits of that city, town, village, etc? Yes No					

CIVILIAN 15+ AND CURRENT ARMED FORCES MEMBER, BEGIN WITH ITEM 29A

18A. LINE NUMBER	18B. RELATIONSHIP	18D. AGE	18G. Sex	37. Were the (entry in item 36) weeks ... was looking for work (for on layoff) all in one stretch?		45. What was ...'s longest job during 1991? (Compare with entry in CPS-1 item 23)		OFFICE	IND.	OCC.	ITEM 55
				Yes - 1 stretch	No - 2 stretches (Go to 38)	No - 3+ stretches	Same as item 23 (Skip to 47)				
	Ref. par. with other rel. 01		Male	38. What was the main reason ... was not working or looking for work in the remaining weeks of 1991?		46A. For whom did ... work?		UNC			
	Husband 03		Female	39. For how many employers did ... work in 1991? If more than one at same time, only count it as one employer.		46B. What kind of business or industry is this?					
	Wife 04			40. In the weeks that ... worked, how many hours did ... usually work per week?		46C. What kind of work was ... doing?					
	Own/Adopted 05			41. CHECK ITEM Number of hours in item 40 is:		46D. What were ...'s most important activities or duties?					
	Stepchild 06			42. During 1991, were there one or more weeks in which ... worked less than 36 hours? Exclude time off with pay because of holidays, vacation, days off, or sickness.		46E. CLASS OF WORKER					
	Grandchild 07			43. How many weeks did ... work less than 36 hours in 1991?		Private P					
	Parent 08			44. What was the main reason ... worked less than 36 hours per week?		Federal Gov't F					
	Brother/Sister 09			45. Did ... lose any full weeks of work in 1991 because he/she was on layoff from a job or lost a job?		State Gov't S					
	Other rel. 10			46. Yes ... worked about (entry in item 33) weeks in 1991. How many of the remaining (52 minus entry in item 33) weeks was ... looking for work or on layoff from a job?		Local Gov't L					
	Foster child 11			47. Did ... work at a job or business at any time during 1991?		Self-employment					
	Non rel. 12-14			48. Did ... do any temporary, part-time, or seasonal work even for few days during 1991?		Inc. Yes I No SE (Ask 47)					
29A. Did ... work at a job or business at any time during 1991?				30. Even though ... did not work in 1991, did he/she spend any time trying to find a job or on layoff?				52A. At any time during 1991 did ... receive any State or Federal unemployment compensation?			
Yes (Skip to 33) No				Yes No (Skip to 32)				Yes No (Skip to 53A)			
29B. Did ... do any temporary, part-time, or seasonal work even for few days during 1991?				31. How many different weeks was ... looking for work or on layoff from a job?				52B. How much did ... receive in unemployment benefits during 1991?			
Yes (Skip to 33) No				[] (Mark weeks)				\$ []			
32. What was the main reason ... did not work in 1991?				33. During 1991 in how many weeks did ... work even for a few hours? Include paid vacation and sick leave as work.				52C. How much compensation did ... receive during 1991?			
Ill or disabled and unable to work				[] (Mark weeks and Go to 34)				\$ []			
Retired				34. CHECK ITEM Number of weeks in item 33 is:				53. What was the source of these payments?			
Taking care of home or family				1-40 (Skip to 36) 50-51 (Ask 35) 52 (Skip to 39)				State Workers Compensation			
Going to school				35. Did ... lose any full weeks of work in 1991 because he/she was on layoff from a job or lost a job?				Employer or employer's insurance			
Could not find work				Yes No (Skip to 39)				Own insurance			
Doing something else				36. Yes ... worked about (entry in item 33) weeks in 1991. How many of the remaining (52 minus entry in item 33) weeks was ... looking for work or on layoff from a job?				Other			
[] (Skip to 52A)				[] (Mark weeks)				53C. How much compensation did ... receive during 1991?			
33. During 1991 in how many weeks did ... work even for a few hours? Include paid vacation and sick leave as work.				37. Were the (entry in item 36) weeks ... was looking for work (for on layoff) all in one stretch?				54. Was ... living in this house (apt.) 1 year ago; that is on March 1, 1991?			
[] (Mark weeks and Go to 34)				Yes - 1 stretch No - 2 stretches (Go to 38) No - 3+ stretches				Yes No (Ask 54A)			
34. CHECK ITEM Number of weeks in item 33 is:				38. What was the main reason ... was not working or looking for work in the remaining weeks of 1991?				54A. Where did ... live on March 1, 1991?			
1-40 (Skip to 36) 50-51 (Ask 35) 52 (Skip to 39)				Ill or disabled and unable to work				1. Name of State, foreign country, U.S. possession, etc.			
35. Did ... lose any full weeks of work in 1991 because he/she was on layoff from a job or lost a job?				Taking care of home or family				2. Name of county			
Yes No (Skip to 39)				Retired				3. Name of city, town, village, etc.			
36. Yes ... worked about (entry in item 33) weeks in 1991. How many of the remaining (52 minus entry in item 33) weeks was ... looking for work or on layoff from a job?				Going to school				B. Did ... live inside the limits of that city, town, village, etc.?			
[] (Mark weeks and ask 37)				Could not find a full time job				Yes No			
None (Skip to 38)				Wanted to work part time or only able to work part time							
				Sick work or material shortage							
				Other (Ask 45)							
				40. In the weeks that ... worked, how many hours did ... usually work per week?				55. Other than the farm income we have already talked about, did ... receive any income from agricultural work done for others, recreational services, or government farm programs other than loans?			
				[] (Mark hours)				Yes No (Probe and make corrections to 46B or 46C)			
				41. CHECK ITEM Number of hours in item 40 is:				56. Did ... live inside the limits of that city, town, village, etc.?			
				1-34 (Skip to 43) 35+ (Ask 42)				Yes No (Ask 52A)			
				42. During 1991, were there one or more weeks in which ... worked less than 36 hours? Exclude time off with pay because of holidays, vacation, days off, or sickness.							
				Yes (Ask 43) No (Skip to 45)							
				43. How many weeks did ... work less than 36 hours in 1991?							
				[] (Mark weeks)							
				44. What was the main reason ... worked less than 36 hours per week?							
				Could not find a full time job							
				Wanted to work part time or only able to work part time							
				Sick work or material shortage							
				Other (Ask 45)							
				45. Did ... work at a job or business at any time during 1991?							
				Yes No (Skip to 50)							
				46. Yes ... worked about (entry in item 33) weeks in 1991. How many of the remaining (52 minus entry in item 33) weeks was ... looking for work or on layoff from a job?							
				[] (Mark weeks)							
				47. Did ... do any temporary, part-time, or seasonal work even for few days during 1991?							
				Yes (Skip to 33) No							
				48. Did ... lose any full weeks of work in 1991 because he/she was on layoff from a job or lost a job?							
				Yes No (Skip to 39)							
				49. Yes ... worked about (entry in item 33) weeks in 1991. How many of the remaining (52 minus entry in item 33) weeks was ... looking for work or on layoff from a job?							
				[] (Mark weeks)							
				50. CHECK ITEM Longest job (item 45) is farmer?							
				Yes No (Skip to 52A)							
				51. Other than the farm income we have already talked about, did ... receive any income from agricultural work done for others, recreational services, or government farm programs other than loans?							
				Yes No (Probe and make corrections to 46B or 46C)							
				52. How much did ... receive in unemployment benefits during 1991?							
				\$ []							
				53. What was the source of these payments?							
				State Workers Compensation							
				Employer or employer's insurance							
				Own insurance							
				Other							
				54. Was ... living in this house (apt.) 1 year ago; that is on March 1, 1991?							
				Yes No (Ask 54A)							
				54A. Where did ... live on March 1, 1991?							
				1. Name of State, foreign country, U.S. possession, etc.							
				2. Name of county							
				3. Name of city, town, village, etc.							
				B. Did ... live inside the limits of that city, town, village, etc.?							
				Yes No							

CIVILIAN 15+ AND CURRENT ARMED FORCES MEMBER, BEGIN WITH ITEM 29A

18A. LINE NUMBER	18B. RELATIONSHIP	18D. AGE	18G1. Sex	37. Were the (entry in item 36) weeks ... was looking for work (or on layoff) all in one stretch?	45. What was ...'s longest job during 1991? (Compare with entry in CPS-1 item 23)	OFFICE USE ONLY	IND. OCC.	ITEM 56
	Ref. per with other rel. .01		Male	Yes - 1 stretch (Go to 38)	Same as item 23. (Skip to 47)			
	Ref. per with no other rel. .02		Female	No - 2 stretches	Different from item 23 or item 23 blank. (Specify in 46A-46E)			
	Husband .03			No - 3+ stretches	Current Armed Forces. (Specify in 46A-46E)			
	Wife .04							
	Own/Adopted .05							
	Stepchild .06							
	Grandchild .07							
	Parent .08							
	Brother/Sister .09							
	Other rel. .10							
	Foster child .11							
	Non rel. .12-14							
29A. Did ... work at a job or business at any time during 1991?				38. What was the main reason ... was not working or looking for work in the remaining weeks of 1991?		46A. For whom did ... work?		52A. At any time during 1991 did ... receive any State or Federal unemployment compensation?
Yes <input type="checkbox"/> (Skip to 33) No <input checked="" type="checkbox"/>				Ill or disabled and unable to work Taking care of home or family Going to school Retired No work available Other (Specify)		46B. What kind of business or industry is this?		Yes <input checked="" type="checkbox"/> No <input type="checkbox"/> (Skip to 53A)
29B. Did ... do any temporary, part-time, or seasonal work even for few days during 1991?				39. For how many employers did ... work in 1991? If more than one at same time, entry count it as one employer.		46C. What kind of work was ... doing?		Any Supplemental Unemployment Benefits (SUB)?
Yes <input type="checkbox"/> (Skip to 33) No <input checked="" type="checkbox"/>				1 2 (Ask 40) 3+		46D. What were ...'s most important activities or duties?		Yes <input type="checkbox"/> No <input type="checkbox"/>
30. Even though ... did not work in 1991, did he/she spend any time trying to find a job or on layoff?				40. In the weeks that ... worked, how many hours did ... usually work per week?		46E. CLASS OF WORKER		Any Union unemployment or strike benefits?
Yes <input checked="" type="checkbox"/> No <input type="checkbox"/> (Skip to 32)				1 2 3+		Private P Federal Gov't F State Gov't S Local Gov't L		Yes <input type="checkbox"/> No <input type="checkbox"/>
31. How many different weeks was ... looking for work, or on layoff from a job?				41. CHECK ITEM		Self-employment Yes <input type="checkbox"/> No <input checked="" type="checkbox"/> (Ask 47) Inc. Yes <input type="checkbox"/> No <input type="checkbox"/> SE (Ask 47) Without pay WP		Yes <input type="checkbox"/> No <input type="checkbox"/>
[] (Mark weeks)				Number of hours in item 40 is: 1-34 (Skip to 43) 35+ (Ask 42)		47. Counting all locations where this employer operates, what is the total number of persons who work for ...'s employer? (Read categories if necessary)		52B. How much did ... receive in unemployment benefits during 1991?
32. What was the main reason ... did not work in 1991?				42. During 1991, were there one or more weeks in which ... worked less than 35 hours? Exclude time off with pay because of holidays, vacation, days off, or sickness.		Under 10 10-24 25-99 100-499 500-999 1000+		\$ []
Ill or disabled and unable to work Retired Taking care of home or family Going to school Could not find work Doing something else				Yes <input type="checkbox"/> (Ask 43) No <input checked="" type="checkbox"/> (Skip to 45)		48A. How much did ... earn from this employer before deductions during 1991?		53A. During 1991 did ... receive any Worker's Compensation payments or other payments as a result of a job related injury or illness? (Exclude sick pay and disability retirement)
} (Skip to 52A)				43. How many weeks did ... work less than 35 hours in 1991?		48B. What was ... net earnings from this business/farm after expenses during 1991?		Yes <input type="checkbox"/> No <input checked="" type="checkbox"/> (Skip to 54)
33. During 1991 in how many weeks did ... work even for a few hours? Include paid vacation and sick leave as work.				44. What was the main reason ... worked less than 35 hours per week?		48C. Does the amount include all tips, bonuses, overtime pay or commissions ... may have received?		Yes <input type="checkbox"/> No <input type="checkbox"/> (Probe and make corrections to 48A)
[] (Mark weeks and Go to 34)				Could not find a full time job Wanted to work part time or only able to work part time Sleak work or material shortage Other		48D. Did ... earn money from any other work he/she did during 1991?		53B. What was the source of these payments?
34. CHECK ITEM				45. Other than the farm income we have already talked about, did ... receive any income from agricultural work done for others, recreational services, or government farm programs other than loans?		Yes <input type="checkbox"/> No <input checked="" type="checkbox"/> (Skip to 50)		State Workers Compensation Employer or employer's insurance Own insurance Other
Number of weeks in item 33 is:				46. What was ...'s longest job during 1991? (Compare with entry in CPS-1 item 23)		49A. How much did ... earn from: All other employers? His/her own business after expenses? His/her farm after expenses?		53C. How much compensation did ... receive during 1991?
1-49 (Skip to 36) 50-61 (Ask 35) 52 (Skip to 39)				46A. For whom did ... work?		Yes <input type="checkbox"/> No <input type="checkbox"/> Yes <input type="checkbox"/> No <input type="checkbox"/> Yes <input type="checkbox"/> No <input type="checkbox"/>		\$ []
35. Did ... lose any full weeks of work in 1991 because he/she was on layoff from a job or lost a job?				46B. What kind of business or industry is this?		49B. How much did ... earn from:		Now I want to ask some questions about where ... lived 1 year ago.
Yes <input type="checkbox"/> (Skip to 39) No <input checked="" type="checkbox"/>				46C. What kind of work was ... doing?		49C. Did ... earn money from any other work he/she did during 1991?		54. Was ... living in this house (apt.) 1 year ago that is on March 1, 1991?
36. You said ... worked about (entry in item 33) weeks in 1991. How many of the remaining (52 minus entry in item 33) weeks was ... looking for work or on layoff from a job?				46D. What were ...'s most important activities or duties?		49D. Did ... earn money from any other work he/she did during 1991?		Yes <input type="checkbox"/> (Next person) No <input checked="" type="checkbox"/> (Ask 55A)
[] (Mark weeks and ask 37)				46E. CLASS OF WORKER		49E. Did ... earn money from any other work he/she did during 1991?		55A. Where did ... live on March 1, 1991?
None <input type="checkbox"/> (Skip to 38)				Private P Federal Gov't F State Gov't S Local Gov't L		49F. Did ... earn money from any other work he/she did during 1991?		1. Name of State, foreign country, U.S. possession, etc.
				Self-employment Yes <input type="checkbox"/> No <input checked="" type="checkbox"/> (Ask 47) Inc. Yes <input type="checkbox"/> No <input type="checkbox"/> SE (Ask 47) Without pay WP		49G. Did ... earn money from any other work he/she did during 1991?		2. Name of county
				47. Counting all locations where this employer operates, what is the total number of persons who work for ...'s employer? (Read categories if necessary)		49H. Did ... earn money from any other work he/she did during 1991?		3. Name of city, town, village, etc.
				Under 10 10-24 25-99 100-499 500-999 1000+		49I. Did ... earn money from any other work he/she did during 1991?		4. Did ... live inside the limits of that city, town, village, etc.?
				48A. How much did ... earn from this employer before deductions during 1991?		49J. Did ... earn money from any other work he/she did during 1991?		Yes <input type="checkbox"/> No <input type="checkbox"/>
				48B. What was ... net earnings from this business/farm after expenses during 1991?		49K. Did ... earn money from any other work he/she did during 1991?		
				48C. Does the amount include all tips, bonuses, overtime pay or commissions ... may have received?		49L. Did ... earn money from any other work he/she did during 1991?		
				Yes <input type="checkbox"/> No <input type="checkbox"/> (Probe and make corrections to 48A)		49M. Did ... earn money from any other work he/she did during 1991?		
				48D. Did ... earn money from any other work he/she did during 1991?		49N. Did ... earn money from any other work he/she did during 1991?		
				Yes <input type="checkbox"/> No <input type="checkbox"/> (Skip to 50)		49O. Did ... earn money from any other work he/she did during 1991?		
				48E. How much did ... earn from: All other employers? His/her own business after expenses? His/her farm after expenses?		49P. Did ... earn money from any other work he/she did during 1991?		
				Yes <input type="checkbox"/> No <input type="checkbox"/> Yes <input type="checkbox"/> No <input type="checkbox"/> Yes <input type="checkbox"/> No <input type="checkbox"/>		49Q. Did ... earn money from any other work he/she did during 1991?		
				48F. What was ... net earnings from this business/farm after expenses during 1991?		49R. Did ... earn money from any other work he/she did during 1991?		
				48G. Does the amount include all tips, bonuses, overtime pay or commissions ... may have received?		49S. Did ... earn money from any other work he/she did during 1991?		
				Yes <input type="checkbox"/> No <input type="checkbox"/> (Probe and make corrections to 48A)		49T. Did ... earn money from any other work he/she did during 1991?		
				48H. Did ... earn money from any other work he/she did during 1991?		49U. Did ... earn money from any other work he/she did during 1991?		
				Yes <input type="checkbox"/> No <input type="checkbox"/> (Skip to 50)		49V. Did ... earn money from any other work he/she did during 1991?		
				48I. How much did ... earn from: All other employers? His/her own business after expenses? His/her farm after expenses?		49W. Did ... earn money from any other work he/she did during 1991?		
				Yes <input type="checkbox"/> No <input type="checkbox"/> Yes <input type="checkbox"/> No <input type="checkbox"/> Yes <input type="checkbox"/> No <input type="checkbox"/>		49X. Did ... earn money from any other work he/she did during 1991?		
				48J. What was ... net earnings from this business/farm after expenses during 1991?		49Y. Did ... earn money from any other work he/she did during 1991?		
				48K. Does the amount include all tips, bonuses, overtime pay or commissions ... may have received?		49Z. Did ... earn money from any other work he/she did during 1991?		
				Yes <input type="checkbox"/> No <input type="checkbox"/> (Probe and make corrections to 48A)		49AA. Did ... earn money from any other work he/she did during 1991?		
				48L. Did ... earn money from any other work he/she did during 1991?		49AB. Did ... earn money from any other work he/she did during 1991?		
				Yes <input type="checkbox"/> No <input type="checkbox"/> (Skip to 50)		49AC. Did ... earn money from any other work he/she did during 1991?		
				48M. How much did ... earn from: All other employers? His/her own business after expenses? His/her farm after expenses?		49AD. Did ... earn money from any other work he/she did during 1991?		
				Yes <input type="checkbox"/> No <input type="checkbox"/> Yes <input type="checkbox"/> No <input type="checkbox"/> Yes <input type="checkbox"/> No <input type="checkbox"/>		49AE. Did ... earn money from any other work he/she did during 1991?		
				48N. What was ... net earnings from this business/farm after expenses during 1991?		49AF. Did ... earn money from any other work he/she did during 1991?		
				48O. Does the amount include all tips, bonuses, overtime pay or commissions ... may have received?		49AG. Did ... earn money from any other work he/she did during 1991?		
				Yes <input type="checkbox"/> No <input type="checkbox"/> (Probe and make corrections to 48A)		49AH. Did ... earn money from any other work he/she did during 1991?		
				48P. Did ... earn money from any other work he/she did during 1991?		49AI. Did ... earn money from any other work he/she did during 1991?		
				Yes <input type="checkbox"/> No <input type="checkbox"/> (Skip to 50)		49AJ. Did ... earn money from any other work he/she did during 1991?		
				48Q. How much did ... earn from: All other employers? His/her own business after expenses? His/her farm after expenses?		49AK. Did ... earn money from any other work he/she did during 1991?		
				Yes <input type="checkbox"/> No <input type="checkbox"/> Yes <input type="checkbox"/> No <input type="checkbox"/> Yes <input type="checkbox"/> No <input type="checkbox"/>		49AL. Did ... earn money from any other work he/she did during 1991?		
				48R. What was ... net earnings from this business/farm after expenses during 1991?		49AM. Did ... earn money from any other work he/she did during 1991?		
				48S. Does the amount include all tips, bonuses, overtime pay or commissions ... may have received?		49AN. Did ... earn money from any other work he/she did during 1991?		
				Yes <input type="checkbox"/> No <input type="checkbox"/> (Probe and make corrections to 48A)		49AO. Did ... earn money from any other work he/she did during 1991?		
				48T. Did ... earn money from any other work he/she did during 1991?		49AP. Did ... earn money from any other work he/she did during 1991?		
				Yes <input type="checkbox"/> No <input type="checkbox"/> (Skip to 50)		49AQ. Did ... earn money from any other work he/she did during 1991?		
				48U. How much did ... earn from: All other employers? His/her own business after expenses? His/her farm after expenses?		49AR. Did ... earn money from any other work he/she did during 1991?		
				Yes <input type="checkbox"/> No <input type="checkbox"/> Yes <input type="checkbox"/> No <input type="checkbox"/> Yes <input type="checkbox"/> No <input type="checkbox"/>		49AS. Did ... earn money from any other work he/she did during 1991?		
				48V. What was ... net earnings from this business/farm after expenses during 1991?		49AT. Did ... earn money from any other work he/she did during 1991?		
				48W. Does the amount include all tips, bonuses, overtime pay or commissions ... may have received?		49AU. Did ... earn money from any other work he/she did during 1991?		
				Yes <input type="checkbox"/> No <input type="checkbox"/> (Probe and make corrections to 48A)		49AV. Did ... earn money from any other work he/she did during 1991?		
				48X. Did ... earn money from any other work he/she did during 1991?		49AW. Did ... earn money from any other work he/she did during 1991?		
				Yes <input type="checkbox"/> No <input type="checkbox"/> (Skip to 50)		49AX. Did ... earn money from any other work he/she did during 1991?		
				48Y. How much did ... earn from: All other employers? His/her own business after expenses? His/her farm after expenses?		49AY. Did ... earn money from any other work he/she did during 1991?		
				Yes <input type="checkbox"/> No <input type="checkbox"/> Yes <input type="checkbox"/> No <input type="checkbox"/> Yes <input type="checkbox"/> No <input type="checkbox"/>		49AZ. Did ... earn money from any other work he/she did during 1991?		
				48Z. What was ... net earnings from this business/farm after expenses during 1991?		49BA. Did ... earn money from any other work he/she did during 1991?		
				48AA. Does the amount include all tips, bonuses, overtime pay or commissions ... may have received?		49BB. Did ... earn money from any other work he/she did during 1991?		
				Yes <input type="checkbox"/> No <input type="checkbox"/> (Probe and make corrections to 48A)		49BC. Did ... earn money from any other work he/she did during 1991?		
				48AB. Did ... earn money from any other work he/she did during 1991?		49BD. Did ... earn money from any other work he/she did during 1991?		
				Yes <input type="checkbox"/> No <input type="checkbox"/> (Skip to 50)		49BE. Did ... earn money from any other work he/she did during 1991?		
				48AC. How much did ... earn from: All other employers? His/her own business after expenses? His/her farm after expenses?		49BF. Did ... earn money from any other work he/she did during 1991?		
				Yes <input type="checkbox"/> No <input type="checkbox"/> Yes <input type="checkbox"/> No <input type="checkbox"/> Yes <input type="checkbox"/> No <input type="checkbox"/>		49BG. Did ... earn money from any other work he/she did during 1991?		
				48AD. What was ... net earnings from this business/farm after expenses during 1991?		49BH. Did ... earn money from any other work he/she did during 1991?		
				48AE. Does the amount include all tips, bonuses, overtime pay or commissions ... may have received?		49BI. Did ... earn money from any other work he/she did during 1991?		
				Yes <input type="checkbox"/> No <input type="checkbox"/> (Probe and make corrections to 48A)		49BJ. Did ... earn money from any other work he/she did during 1991?		
				48AF. Did ... earn money from any other work he/she did during 1991?		49BK. Did ... earn money from any other work he/she did during 1991?		
				Yes <input type="checkbox"/> No <input type="checkbox"/> (Skip to 50)		49BL. Did ... earn money from any other work he/she did during 1991?		
				48AG. How much did ... earn from: All other employers? His/her own business after expenses? His/her farm after expenses?		49BM. Did ... earn money from any other work he/she did during 1991?		
				Yes <input type="checkbox"/> No <input type="checkbox"/> Yes <input type="checkbox"/> No <input type="checkbox"/> Yes <input type="checkbox"/> No <input type="checkbox"/>		49BN. Did ... earn money from any other work he/she did during 1991?		
				48AH. What was ... net earnings from this business/farm after expenses during 1991?		49BO. Did ... earn money from any other work he/she did during 1991?		
				48AI. Does the amount include all tips, bonuses, overtime pay or commissions ... may have received?		49BP. Did ... earn money from any other work he/she did during 1991?		
				Yes <input type="checkbox"/> No <input type="checkbox"/> (Probe and make corrections to 48A)		49BQ. Did ... earn money from any other work he/she did during 1991?		
				48AJ. Did ... earn money from any other work he/she did during 1991?		49BR. Did ... earn money from any other work he/she did during 1991?		
				Yes <input type="checkbox"/> No <input type="checkbox"/> (Skip to 50)		49BS. Did ... earn money from any other work he/she did during 1991?		
				48AK. How much did ... earn from: All other employers? His/her own business after expenses? His/her farm after expenses?		49BT. Did ... earn money from any other work he/she did during 1991?		
				Yes <input type="checkbox"/> No <input type="checkbox"/> Yes <input type="checkbox"/> No <input type="checkbox"/> Yes <input type="checkbox"/> No <input type="checkbox"/>		49BU. Did ... earn money from any other work he/she did during 1991?		
				48AL. What was ... net earnings from this business/farm after expenses during 1991?		49BV. Did ... earn money from any other work he/she did during 1991?		
				48AM. Does the amount include all tips, bonuses, overtime pay or commissions ... may have received?		49BW. Did ... earn money from any other work he/she did during 1991?		
				Yes <input type="checkbox"/> No <input type="checkbox"/> (Probe and make corrections to 48A)		49BX. Did ... earn money from any other work he/she did during 1991?		
				48AN. Did ... earn money from any other work he/she did during 1991?		49BY. Did ... earn money from any other work he/she did during 1991?		
				Yes <input type="checkbox"/> No <input type="checkbox"/> (Skip to 50)		49BZ. Did ... earn money from any other work he/she did during 1991?		
				48AO. How much did ... earn from: All other employers? His/her own business after expenses? His/her farm after expenses?		49CA. Did ... earn money from any other work he/she did during 1991?		
				Yes <input type="checkbox"/> No <input type="checkbox"/> Yes <input type="checkbox"/> No <input type="checkbox"/> Yes <input type="checkbox"/> No <input type="checkbox"/>		49CB. Did ... earn money from any other work he/she did during 1991?		
				48AP. What was ... net earnings from this business/farm after expenses during 1991?		49CC. Did ... earn money from any other work he/she did during 1991?		
				48AQ. Does the amount include all tips, bonuses, overtime pay or commissions ... may have received?		49CD. Did ... earn money from any other work he/she did during 1991?		
				Yes <input type="checkbox"/> No <input type="checkbox"/> (Probe and make corrections to 48A)		49CE. Did ... earn money from any other work he/she did during 1991?		
				48AR. Did ... earn money from any other work he/she did during 1991?		49CF. Did ... earn money from any other work he/she did during 1991?		
				Yes <input type="checkbox"/> No <input type="checkbox"/> (Skip to 50)		49CG. Did ... earn money from any other work he/she did during 1991?		
				48AS. How much did ... earn from: All other employers? His/her own business after expenses? His/her farm after expenses?		49CH. Did ... earn money from any other work he/she did during 1991?		
				Yes <input type="checkbox"/> No <input type="checkbox"/> Yes <input type="checkbox"/> No <input type="checkbox"/> Yes <input type="checkbox"/> No <input type="checkbox"/>		49CI. Did ... earn money from any other work he/she did during 1991?		
				48AT. What was ... net earnings from this business/farm after expenses during 1991?		49CK. Did ... earn money from any other work he/she did during 1991?		
				48AU. Does the amount include all tips, bonuses, overtime pay or commissions ... may have received?		49CL. Did ... earn money from any other work he/she did during 1991?		
				Yes <input type="checkbox"/> No <input type="checkbox"/> (Probe and make corrections to 48A)		49CM. Did ... earn money from any other work he/she did during 1991?		
				48AV. Did ... earn money from any other work he/she did during 1991?		49CN. Did ... earn money from any other work he/she did during 1991?		
				Yes <input type="checkbox"/> No <input type="checkbox"/> (Skip to 50)		49CO. Did ... earn money from any other work he/she did during 1991?		
				48AW. How much did ... earn from: All other employers? His/her own business after expenses? His/her farm after expenses?		49CP. Did ... earn money from any other work he/she did during 1991?		
				Yes <input type="checkbox"/> No <input type="checkbox"/> Yes <input type="checkbox"/> No <input type="checkbox"/> Yes <input type="checkbox"/> No <input type="checkbox"/>		49CQ. Did ... earn money from any other work he/she did during 1991?		
				48AX. What was ... net earnings from this business/farm after expenses during 1991?		49CR. Did ... earn money from any other work he/she did during 1991?		
				48AY. Does the amount include all tips, bonuses, overtime pay or commissions ... may have received?		49CS. Did ... earn money from any other work he/she did during 1991?		
				Yes <input type="checkbox"/> No <input type="checkbox"/> (Probe and make corrections to 48A)		49CT. Did ... earn money from any other work he/she did during 1991?		
				48AZ. Did ... earn money from any other work he/she did during 1991?		49CC. Did ... earn money from any other work he/she did during 1991?		
				Yes <input type="checkbox"/> No <input type="checkbox"/> (Skip to 50)		49CD. Did ... earn money from any other work he/she did during 1991?		
				48BA. How much did ... earn from: All other employers? His/her own business after expenses? His/her farm after expenses?		49CE. Did ... earn money from any other work he/she did during 1991?		
				Yes <input type="checkbox"/> No <input type="checkbox"/> Yes <input type="checkbox"/> No <input type="checkbox"/> Yes <input type="checkbox"/> No <input type="checkbox"/>		49CF. Did ... earn money from any other work he/she did during 1991?		
				48BB. What was ... net earnings from this business/farm after expenses during 1991?		49CG. Did ... earn money from any other work he/she did during 1991?		
				48BB. Does the amount include all tips, bonuses, overtime pay or commissions ... may have received?		49CF. Did ... earn money from any other work he/she did during 1991?		
				Yes <input type="checkbox"/> No <input type="checkbox"/> (Probe and make corrections to 48A)		49CG. Did ... earn money from any other work he/she did during 1991?		
				48BC. Did ... earn money from any other work he/she did during 1991?		49CF. Did ... earn money from any other work he/she did during 1991?		
				Yes <input type="checkbox"/> No <input type="checkbox"/> (Skip to 50)		49CG. Did ... earn money from any other work he/she did during 1991?		
				48BC. How much did ... earn from: All other employers? His/her own business after expenses? His/her farm after expenses?		49CF. Did ... earn money from any other work he/she did during 1991?		
				Yes <input type="checkbox"/> No <input type="checkbox"/> Yes <input type="checkbox"/> No <input type="checkbox"/> Yes <input type="checkbox"/> No <input type="checkbox"/>		49CG. Did ... earn money from any other work he/she did during 1991?		
				48				

NAME (Optional)				
LINE NUMBER (Item 18A)	Page 3	Page 4	Page 5	Page 6
58. Check item Entry in control card item 29 is: \$50,000 or more (Ship to item 60) Under \$50,000, NA or Ref. <input checked="" type="checkbox"/>				
59. AT ANY TIME DURING 1991, EVEN FOR ONE MONTH, DID ANYONE IN THIS HOUSEHOLD RECEIVE: 59A. Any public assistance or welfare payments from the State or local welfare office? Yes <input type="checkbox"/> No <input checked="" type="checkbox"/> (Ship to 60A)	<input checked="" type="checkbox"/>	<input checked="" type="checkbox"/>	<input checked="" type="checkbox"/>	<input checked="" type="checkbox"/>
59B. Who received these payments? (Anyone else?) Yes <input type="checkbox"/> No <input checked="" type="checkbox"/>	Yes <input type="checkbox"/> No <input checked="" type="checkbox"/>	Yes <input type="checkbox"/> No <input checked="" type="checkbox"/>	Yes <input type="checkbox"/> No <input checked="" type="checkbox"/>	Yes <input type="checkbox"/> No <input checked="" type="checkbox"/>
(Complete 59C to 59E for each person with a "Yes" in 59B) 59C. Did ... receive AFDC (ADC) or some other type of assistance payments? <input type="checkbox"/> AFDC (ADC) <input type="checkbox"/> Other <input type="checkbox"/> Both	<input type="checkbox"/> AFDC (ADC) <input type="checkbox"/> Other <input type="checkbox"/> Both	<input type="checkbox"/> AFDC (ADC) <input type="checkbox"/> Other <input type="checkbox"/> Both	<input type="checkbox"/> AFDC (ADC) <input type="checkbox"/> Other <input type="checkbox"/> Both	<input type="checkbox"/> AFDC (ADC) <input type="checkbox"/> Other <input type="checkbox"/> Both
59D. In how many months of 1991 did ... receive these payments? [] Months	[] Months	[] Months	[] Months	[] Months
59E. How much did ... receive in public assistance or welfare during 1991? \$ [] (Ask 59C to 59E for next person with "Yes" in 59B or ask 60)	\$ []	\$ []	\$ []	\$ []
60. AT ANY TIME DURING 1991 DID ANYONE IN THIS HOUSEHOLD RECEIVE: 60A. Any Veterans' (VA) payments? Yes <input checked="" type="checkbox"/> No <input type="checkbox"/> (Go to next page)				
60B. Who received Veterans' (VA) payments? (Anyone else?) Yes <input checked="" type="checkbox"/> No <input type="checkbox"/>	Yes <input checked="" type="checkbox"/> No <input type="checkbox"/>	Yes <input checked="" type="checkbox"/> No <input type="checkbox"/>	Yes <input checked="" type="checkbox"/> No <input type="checkbox"/>	Yes <input checked="" type="checkbox"/> No <input type="checkbox"/>
(Complete 60C to 60E for each person with a "Yes" in 60B) 60C. What type of Veterans' payments did ... receive? (Mark all that apply) Service-connected disability compensation <input type="checkbox"/> Survivor Benefits <input type="checkbox"/> Veterans' pension <input type="checkbox"/> Educational assistance <input type="checkbox"/> Other Veterans' payments <input type="checkbox"/>	Service-connected disability compensation <input type="checkbox"/> Survivor Benefits <input type="checkbox"/> Veterans' pension <input type="checkbox"/> Educational assistance <input type="checkbox"/> Other Veterans' payments <input type="checkbox"/>	Service-connected disability compensation <input type="checkbox"/> Survivor Benefits <input type="checkbox"/> Veterans' pension <input type="checkbox"/> Educational assistance <input type="checkbox"/> Other Veterans' payments <input type="checkbox"/>	Service-connected disability compensation <input type="checkbox"/> Survivor Benefits <input type="checkbox"/> Veterans' pension <input type="checkbox"/> Educational assistance <input type="checkbox"/> Other Veterans' payments <input type="checkbox"/>	Service-connected disability compensation <input type="checkbox"/> Survivor Benefits <input type="checkbox"/> Veterans' pension <input type="checkbox"/> Educational assistance <input type="checkbox"/> Other Veterans' payments <input type="checkbox"/>
60D. Is ... required to fill out an annual income questionnaire for the Department of Veterans' Affairs? Yes <input type="checkbox"/> No <input type="checkbox"/>	Yes <input type="checkbox"/> No <input type="checkbox"/>	Yes <input type="checkbox"/> No <input type="checkbox"/>	Yes <input type="checkbox"/> No <input type="checkbox"/>	Yes <input type="checkbox"/> No <input type="checkbox"/>
60E. How much did ... receive in Veterans' (VA) payments during 1991? \$ [] (Ask 60C to 60E for next person with "Yes" in 60B or go to next page)	\$ []	\$ []	\$ []	\$ []

NAME (Optional)				
LINE NUMBER (max 18A)	Page 3	Page 4	Page 5	Page 6
61A. (Other than Social Security or VA benefits), did anyone in this household receive any income in 1991 from survivor or widow's pensions, annuities, trusts, annuities, or any other survivor benefits? Yes <input type="radio"/> 7 <input checked="" type="checkbox"/> No <input type="radio"/> (Go to next page)				
61B. Who received this income? (Anyone else?) (Complete 61C to 61G for each person with a "Yes" in 61B) 61C. What was the source of this income? (Any other widow or survivor income?)	Yes <input type="checkbox"/> No <input type="checkbox"/> Yes <input type="checkbox"/> No <input type="checkbox"/> Yes <input type="checkbox"/> No <input type="checkbox"/> Yes <input type="checkbox"/> No <input type="checkbox"/> Yes <input type="checkbox"/> No <input checked="" type="checkbox"/> Yes <input type="checkbox"/> No <input type="checkbox"/> Yes <input type="checkbox"/> No <input type="checkbox"/> Yes <input type="checkbox"/> No <input type="checkbox"/> Yes <input type="checkbox"/> No <input type="checkbox"/> Yes <input type="checkbox"/> No <input type="checkbox"/>	Yes <input type="checkbox"/> No <input type="checkbox"/> Yes <input type="checkbox"/> No <input type="checkbox"/> Yes <input type="checkbox"/> No <input type="checkbox"/> Yes <input type="checkbox"/> No <input type="checkbox"/> Yes <input type="checkbox"/> No <input checked="" type="checkbox"/> Yes <input type="checkbox"/> No <input type="checkbox"/> Yes <input type="checkbox"/> No <input type="checkbox"/> Yes <input type="checkbox"/> No <input type="checkbox"/> Yes <input type="checkbox"/> No <input type="checkbox"/> Yes <input type="checkbox"/> No <input type="checkbox"/>	Yes <input type="checkbox"/> No <input type="checkbox"/> Yes <input type="checkbox"/> No <input type="checkbox"/> Yes <input type="checkbox"/> No <input type="checkbox"/> Yes <input type="checkbox"/> No <input type="checkbox"/> Yes <input checked="" type="checkbox"/> No <input type="checkbox"/> Yes <input type="checkbox"/> No <input type="checkbox"/> Yes <input type="checkbox"/> No <input type="checkbox"/> Yes <input type="checkbox"/> No <input type="checkbox"/> Yes <input type="checkbox"/> No <input type="checkbox"/> Yes <input type="checkbox"/> No <input type="checkbox"/>	Yes <input type="checkbox"/> No <input type="checkbox"/> Yes <input type="checkbox"/> No <input type="checkbox"/> Yes <input type="checkbox"/> No <input type="checkbox"/> Yes <input type="checkbox"/> No <input type="checkbox"/> Yes <input checked="" type="checkbox"/> No <input type="checkbox"/> Yes <input type="checkbox"/> No <input type="checkbox"/> Yes <input type="checkbox"/> No <input type="checkbox"/> Yes <input type="checkbox"/> No <input type="checkbox"/> Yes <input type="checkbox"/> No <input type="checkbox"/>
(Complete 61D and 61E for first "Yes" in 61C) 61D. Income Source Code				
61E. How much did ... receive in ... (read source) during 1991? (Complete 61F and 61G for next income source marked or go to 61C for next person with "Yes" in 61B or go to next page)	\$	\$	\$	\$
61F. Income Source Code				
61G. How much did ... receive in ... (read source) during 1991? (Go to 61C for next person with "Yes" in 61B or go to next page)	\$	\$	\$	\$
NOTES:				

NAME (Optional)				
LINE NUMBER (from 18A)	Page 3	Page 4	Page 5	Page 6
62A. Does anyone in this household have a health problem or disability which prevents them from working or which limits the kind or amount of work they can do? Yes <input type="checkbox"/> No <input type="checkbox"/> (Skip to 63A)				
62B. Who is that? (Anyone else?)	Yes <input type="checkbox"/> No <input type="checkbox"/>	Yes <input type="checkbox"/> No <input type="checkbox"/>	Yes <input type="checkbox"/> No <input type="checkbox"/>	Yes <input type="checkbox"/> No <input type="checkbox"/>
63A. Is there anyone in this household who ever retired or left a job for health reasons? Yes <input type="checkbox"/> No <input type="checkbox"/> (Skip to 64A)	<input checked="" type="checkbox"/>	<input checked="" type="checkbox"/>	<input checked="" type="checkbox"/>	<input checked="" type="checkbox"/>
63B. Who is that? (Anyone else?)	Yes <input type="checkbox"/> No <input type="checkbox"/>	Yes <input type="checkbox"/> No <input type="checkbox"/>	Yes <input type="checkbox"/> No <input type="checkbox"/>	Yes <input type="checkbox"/> No <input type="checkbox"/>
64A. CHECK ITEM "No" to both 62A and 63A (Skip to next page) "Yes" in either 62A or 63A				
(Complete 64B to 64G for each person with a "Yes" in either 62B or 63B) 64B. (Other than Social Security or VA benefits), did ... receive any income in 1991 as a result of this health problem (disability/handicap)?	Yes <input type="checkbox"/> No <input checked="" type="checkbox"/> (Ask 64B for next person with "Yes" in 62B or 63B or skip to next page)	Yes <input type="checkbox"/> No <input checked="" type="checkbox"/> (Ask 64B for next person with "Yes" in 62B or 63B or skip to next page)	Yes <input type="checkbox"/> No <input checked="" type="checkbox"/> (Ask 64B for next person with "Yes" in 62B or 63B or skip to next page)	Yes <input type="checkbox"/> No <input checked="" type="checkbox"/> (Ask 64B for next person with "Yes" in 62B or 63B or skip to next page)
64C. What was the source of this income? (Any other income related to this health condition or disability?)				
01. Worker's compensation 02. Company or union disability 03. Federal Government (Civil Service) disability 04. U.S. military retirement disability 05. State or local gov't. employee disability 06. U.S. Railroad Retirement disability 07. Accident or disability insurance 08. Black Lung miner's disability 09. State temporary sickness 10. Other or don't know (Specify in notes)	Yes <input type="checkbox"/> No <input type="checkbox"/> Yes <input type="checkbox"/> No <input type="checkbox"/> Yes <input type="checkbox"/> No <input type="checkbox"/> Yes <input type="checkbox"/> No <input type="checkbox"/> Yes <input type="checkbox"/> No <input type="checkbox"/> Yes <input checked="" type="checkbox"/> No <input type="checkbox"/> Yes <input type="checkbox"/> No <input type="checkbox"/> Yes <input type="checkbox"/> No <input type="checkbox"/> Yes <input type="checkbox"/> No <input type="checkbox"/> Yes <input type="checkbox"/> No <input type="checkbox"/>	Yes <input type="checkbox"/> No <input type="checkbox"/> Yes <input type="checkbox"/> No <input type="checkbox"/> Yes <input type="checkbox"/> No <input type="checkbox"/> Yes <input type="checkbox"/> No <input type="checkbox"/> Yes <input type="checkbox"/> No <input type="checkbox"/> Yes <input checked="" type="checkbox"/> No <input type="checkbox"/> Yes <input type="checkbox"/> No <input type="checkbox"/> Yes <input type="checkbox"/> No <input type="checkbox"/> Yes <input type="checkbox"/> No <input type="checkbox"/> Yes <input type="checkbox"/> No <input type="checkbox"/>	Yes <input type="checkbox"/> No <input type="checkbox"/> Yes <input type="checkbox"/> No <input type="checkbox"/> Yes <input type="checkbox"/> No <input type="checkbox"/> Yes <input type="checkbox"/> No <input type="checkbox"/> Yes <input type="checkbox"/> No <input type="checkbox"/> Yes <input checked="" type="checkbox"/> No <input type="checkbox"/> Yes <input type="checkbox"/> No <input type="checkbox"/> Yes <input type="checkbox"/> No <input type="checkbox"/> Yes <input type="checkbox"/> No <input type="checkbox"/> Yes <input type="checkbox"/> No <input type="checkbox"/>	Yes <input type="checkbox"/> No <input type="checkbox"/> Yes <input type="checkbox"/> No <input type="checkbox"/> Yes <input type="checkbox"/> No <input type="checkbox"/> Yes <input type="checkbox"/> No <input type="checkbox"/> Yes <input type="checkbox"/> No <input type="checkbox"/> Yes <input checked="" type="checkbox"/> No <input type="checkbox"/> Yes <input type="checkbox"/> No <input type="checkbox"/> Yes <input type="checkbox"/> No <input type="checkbox"/> Yes <input type="checkbox"/> No <input type="checkbox"/> Yes <input type="checkbox"/> No <input type="checkbox"/>
(Complete 64D & 64E for first "Yes" in 64C)				
64D. Income Source Code	0 1 2 3 4 5 6 7 8 9	0 1 2 3 4 5 6 7 8 9	0 1 2 3 4 5 6 7 8 9	0 1 2 3 4 5 6 7 8 9
64E. How much did ... receive from ... (real source) during 1991? (Complete 64F and 64G for next income source marked or go to 64B for next person with "Yes" in either 62B or 63B or go to next page)	\$ <input type="text"/>	\$ <input type="text"/>	\$ <input type="text"/>	\$ <input type="text"/>
64F. Income Source Code	0 1 2 3 4 5 6 7 8 9	0 1 2 3 4 5 6 7 8 9	0 1 2 3 4 5 6 7 8 9	0 1 2 3 4 5 6 7 8 9
64G. How much did ... receive from ... (real source) during 1991? (Go to 64B for next person with "Yes" in either 62B or 63B or go to next page)	\$ <input type="text"/>	\$ <input type="text"/>	\$ <input type="text"/>	\$ <input type="text"/>

NAME (Optional)				
LINE NUMBER (from 18A)	Page 3	Page 4	Page 5	Page 6
65A. (Other than Social Security or VA benefits) During 1981 did anyone in this household receive any pension or retirement income from a previous employer or union (pension), or any other type of retirement income? Yes <input type="radio"/> 7 <input checked="" type="radio"/> No <input type="radio"/> (Go to next page)				
65B. Who received pension or retirement income? (Anyone else?)	Yes <input type="radio"/> No <input type="radio"/>	Yes <input type="radio"/> No <input type="radio"/>	Yes <input type="radio"/> No <input type="radio"/>	Yes <input type="radio"/> No <input type="radio"/>
(Complete 65C-65G for each person with a "Yes" in 65B)				
65C. What was the source of this income? (Any other pension or retirement income?)				
1. Company or union pension (inc. profit sharing)	Yes <input type="radio"/> No <input type="radio"/>	Yes <input type="radio"/> No <input type="radio"/>	Yes <input type="radio"/> No <input type="radio"/>	Yes <input type="radio"/> No <input type="radio"/>
2. Federal Government (Civil Service) retirement	Yes <input type="radio"/> No <input type="radio"/>	Yes <input type="radio"/> No <input type="radio"/>	Yes <input type="radio"/> No <input type="radio"/>	Yes <input type="radio"/> No <input type="radio"/>
3. U.S. Military retirement	Yes <input type="radio"/> No <input type="radio"/>	Yes <input type="radio"/> No <input type="radio"/>	Yes <input type="radio"/> No <input type="radio"/>	Yes <input type="radio"/> No <input type="radio"/>
4. State or local government pension	Yes <input checked="" type="radio"/> No <input type="radio"/>	Yes <input type="radio"/> No <input type="radio"/>	Yes <input checked="" type="radio"/> No <input type="radio"/>	Yes <input checked="" type="radio"/> No <input type="radio"/>
5. U.S. Railroad Retirement	Yes <input type="radio"/> No <input type="radio"/>	Yes <input type="radio"/> No <input type="radio"/>	Yes <input checked="" type="radio"/> No <input type="radio"/>	Yes <input checked="" type="radio"/> No <input type="radio"/>
6. Regular payments from annuities or paid up insurance policies	Yes <input type="radio"/> No <input type="radio"/>	Yes <input type="radio"/> No <input type="radio"/>	Yes <input type="radio"/> No <input type="radio"/>	Yes <input type="radio"/> No <input type="radio"/>
7. Regular payments from IRA, KEOGH, or 401 (k) accounts	Yes <input type="radio"/> No <input type="radio"/>	Yes <input type="radio"/> No <input type="radio"/>	Yes <input type="radio"/> No <input type="radio"/>	Yes <input type="radio"/> No <input type="radio"/>
8. Other or don't know (Specify in notes)	Yes <input type="radio"/> No <input type="radio"/>	Yes <input type="radio"/> No <input type="radio"/>	Yes <input type="radio"/> No <input type="radio"/>	Yes <input type="radio"/> No <input type="radio"/>
(Complete 65D and 65E for first "Yes" in 65C)				
65D. INCOME SOURCE CODE	1 2 3 4 5 6 7	1 2 3 4 5 6 7	1 2 3 4 5 6 7	1 2 3 4 5 6 7
65E. How much did . . . receive from _____ (read source) during 1981? (Fill 65F and 65G for next income source marked or go to 65C for next person with "Yes" in 65B or Skip to next page)	\$ <input type="text"/>	\$ <input type="text"/>	\$ <input type="text"/>	\$ <input type="text"/>
65F. INCOME SOURCE CODE	1 2 3 4 5 6 7	1 2 3 4 5 6 7	1 2 3 4 5 6 7	1 2 3 4 5 6 7
65G. How much did . . . receive from _____ (read source) during 1981? (Go to 65C for next person with "Yes" in 65B or go to next page)	\$ <input type="text"/>	\$ <input type="text"/>	\$ <input type="text"/>	\$ <input type="text"/>
NOTES:	<hr/> <hr/> <hr/> <hr/> <hr/> <hr/> <hr/> <hr/> <hr/> <hr/>			

NAME (Optional)				
LINE NUMBER (Item 18A)	Page 3	Page 4	Page 5	Page 6
66. AT ANYTIME DURING 1991 DID ANYONE IN THIS HOUSEHOLD: 66A. Have money in any kind of savings account or money market fund? Yes <input type="checkbox"/> No <input type="checkbox"/> Have any bonds, treasury notes, IRA's or certificates of deposit? Yes <input type="checkbox"/> No <input checked="" type="checkbox"/> (If "Yes" marked in any, ask 66B, otherwise skip to 67A) Have an interest earning checking account or any other investments which pay interest? Yes <input type="checkbox"/> No <input type="checkbox"/>				
66B. Which members of this household had . . . ? (Anyone else?) (Include each in cases of joint accounts or ownership) (Ask 66C for each person with "Yes" in 66B)	Yes <input type="checkbox"/> No <input type="checkbox"/>	Yes <input type="checkbox"/> No <input type="checkbox"/>	Yes <input type="checkbox"/> No <input type="checkbox"/>	Yes <input type="checkbox"/> No <input type="checkbox"/>
66C. How much did . . . receive in interest from these sources during 1991 including even small amounts credited to accounts? (Separate amounts for joint ownership) (Ask 66C for next person with "Yes" in 66B or ask 67)	\$ <input type="text"/> <input type="checkbox"/> None <input checked="" type="checkbox"/> <input type="checkbox"/> Already included	\$ <input type="text"/> <input type="checkbox"/> None <input checked="" type="checkbox"/> <input type="checkbox"/> Already included	\$ <input type="text"/> <input type="checkbox"/> None <input checked="" type="checkbox"/> <input type="checkbox"/> Already included	\$ <input type="text"/> <input type="checkbox"/> None <input checked="" type="checkbox"/> <input type="checkbox"/> Already included
67. AT ANYTIME DURING 1991 DID ANYONE IN THIS HOUSEHOLD: 67A. Own any shares of stock in corporations (public) or any mutual fund shares? Yes <input type="checkbox"/> No <input checked="" type="checkbox"/> (Skip to 68A)				
67B. Which members of this household? (Anyone else?) (Include each in cases of joint ownership) (Ask 67C for each person with "Yes" in 67B)	Yes <input type="checkbox"/> No <input type="checkbox"/>	Yes <input type="checkbox"/> No <input type="checkbox"/>	Yes <input type="checkbox"/> No <input type="checkbox"/>	Yes <input type="checkbox"/> No <input type="checkbox"/>
67C. How much did . . . receive in dividends from stocks (mutual funds) during 1991? (Separate amounts for joint ownership) (Ask 67C for next person marked "Yes" in 67B or ask 68)	\$ <input type="text"/> <input type="checkbox"/> None <input checked="" type="checkbox"/> <input type="checkbox"/> Already included	\$ <input type="text"/> <input type="checkbox"/> None <input checked="" type="checkbox"/> <input type="checkbox"/> Already included	\$ <input type="text"/> <input type="checkbox"/> None <input checked="" type="checkbox"/> <input type="checkbox"/> Already included	\$ <input type="text"/> <input type="checkbox"/> None <input checked="" type="checkbox"/> <input type="checkbox"/> Already included
68. DURING 1991 DID ANYONE IN THIS HOUSEHOLD: 68A. Own any land, business property, apartments, or houses which were rented to others? Yes <input type="checkbox"/> No <input checked="" type="checkbox"/> Receive income from royalties or from roomers or boarders? (Exclude amounts paid by relatives) Yes <input type="checkbox"/> No <input checked="" type="checkbox"/> Receive income from estates or trusts? (Exclude estates or trusts already reported) Yes <input type="checkbox"/> No <input type="checkbox"/> (If "Yes" marked in any, ask 68B, otherwise skip to next page)				
68B. Who received this rent (income)? (Anyone else?) (Include each in case of joint ownership) (Ask 68C for each person with "Yes" in 68B)	Yes <input type="checkbox"/> No <input type="checkbox"/>	Yes <input type="checkbox"/> No <input type="checkbox"/>	Yes <input type="checkbox"/> No <input type="checkbox"/>	Yes <input type="checkbox"/> No <input type="checkbox"/>
68C. How much did . . . receive in income from rent (roomers or boarders, estates, trusts, or royalties) after expenses for 1991? (Separate amounts for joint ownership)	\$ <input type="text"/> <input type="checkbox"/> Lost money <input checked="" type="checkbox"/> <input type="checkbox"/> Already included	\$ <input type="text"/> <input type="checkbox"/> Lost money <input checked="" type="checkbox"/> <input type="checkbox"/> Already included	\$ <input type="text"/> <input type="checkbox"/> Lost money <input checked="" type="checkbox"/> <input type="checkbox"/> Already included	\$ <input type="text"/> <input type="checkbox"/> Lost money <input checked="" type="checkbox"/> <input type="checkbox"/> Already included

NAME (Optional)				
LINE NUMBER (from 18A)	Page 3	Page 4	Page 5	Page 6
68A. During 1991 did anyone in this household attend school beyond the high school level including a college, university or other schools (including vocational, business, or trade schools)? Yes <input type="radio"/> 7 No <input type="radio"/> (Go to next page) <input checked="" type="checkbox"/>				
68B. Did anyone receive any educational assistance for tuition, fees, books, or living expenses during 1991? (Exclude loans, assistance from household members, and VA educational benefits) Yes <input type="radio"/> 7 No <input type="radio"/> (Go to next page) <input checked="" type="checkbox"/>				
68C. Which member received assistance? (Anyone else?)	Yes <input type="checkbox"/> No <input type="checkbox"/>	Yes <input type="checkbox"/> No <input type="checkbox"/>	Yes <input type="checkbox"/> No <input type="checkbox"/>	Yes <input type="checkbox"/> No <input type="checkbox"/>
(Complete 69D to 69H for each person with "Yes" in 69C)				
69D. What type of assistance did ... receive? (Any other assistance?)				
1. Pell Grant	Yes <input type="checkbox"/> No <input type="checkbox"/>	Yes <input type="checkbox"/> No <input type="checkbox"/>	Yes <input type="checkbox"/> No <input type="checkbox"/>	Yes <input type="checkbox"/> No <input type="checkbox"/>
2. Some other government assistance	Yes <input type="checkbox"/> No <input checked="" type="checkbox"/>	Yes <input type="checkbox"/> No <input checked="" type="checkbox"/>	Yes <input checked="" type="checkbox"/> No <input type="checkbox"/>	Yes <input type="checkbox"/> No <input checked="" type="checkbox"/>
3. Scholarships, grants, etc.	Yes <input type="checkbox"/> No <input type="checkbox"/>	Yes <input type="checkbox"/> No <input type="checkbox"/>	Yes <input type="checkbox"/> No <input type="checkbox"/>	Yes <input type="checkbox"/> No <input type="checkbox"/>
4. Other assistance (employers, friends, etc.) (Exclude assistance from household members)	Yes <input type="checkbox"/> No <input type="checkbox"/>	Yes <input type="checkbox"/> No <input type="checkbox"/>	Yes <input type="checkbox"/> No <input type="checkbox"/>	Yes <input type="checkbox"/> No <input type="checkbox"/>
69E. CHECK ITEM Pell Grant marked "YES" in 69D?	Yes <input type="checkbox"/> (Ask 69F) No <input type="checkbox"/> (Skip to 69H)	Yes <input type="checkbox"/> (Ask 69F) No <input type="checkbox"/> (Skip to 69H)	Yes <input type="checkbox"/> (Ask 69F) No <input type="checkbox"/> (Skip to 69H)	Yes <input type="checkbox"/> (Ask 69F) No <input type="checkbox"/> (Skip to 69H)
69F. How much did ... receive in Pell Grants during 1991?	\$ <input type="text"/>	\$ <input type="text"/>	\$ <input type="text"/>	\$ <input type="text"/>
69G. CHECK ITEM Sources other than Pell Grant marked "YES" in 69D?	Yes <input type="checkbox"/> (Ask 69H) No <input type="checkbox"/> (Skip to next person marked "Yes" in 69C or Go to next page)	Yes <input type="checkbox"/> (Ask 69H) No <input type="checkbox"/> (Skip to next person marked "Yes" in 69C or Go to next page)	Yes <input type="checkbox"/> (Ask 69H) No <input type="checkbox"/> (Skip to next person marked "Yes" in 69C or Go to next page)	Yes <input type="checkbox"/> (Ask 69H) No <input type="checkbox"/> (Skip to next person marked "Yes" in 69C or Go to next page)
69H. How much did ... receive in (other) educational assistance during 1991? (Go to 69D for next person marked "Yes" in 69C or Go to next page)	\$ <input type="text"/>	\$ <input type="text"/>	\$ <input type="text"/>	\$ <input type="text"/>
NOTES:				

NAME (Optional)	Page 3	Page 4	Page 5	Page 6
70. DURING 1981 DID ANYONE IN THIS HOUSEHOLD RECEIVE: 70A. Any child support payments? Yes <input checked="" type="checkbox"/> No <input type="checkbox"/> (Skip to 71A)				
70B. Who received these payments? (Anyone else?) (Complete 70C for each person with a "Yes" in 70B)	Yes <input type="checkbox"/> No <input type="checkbox"/>	Yes <input type="checkbox"/> No <input type="checkbox"/>	Yes <input type="checkbox"/> No <input type="checkbox"/>	Yes <input type="checkbox"/> No <input type="checkbox"/>
70C. How much did ... receive in child support payments? (Ask 70C for each person with "Yes" in 70B or ask 71)	\$ <input type="text"/>	\$ <input type="text"/>	\$ <input type="text"/>	\$ <input type="text"/>
71. DURING 1981 DID ANYONE IN THIS HOUSEHOLD RECEIVE: 71A. Any alimony payments? Yes <input checked="" type="checkbox"/> No <input type="checkbox"/> (Skip to 72A)				
71B. Who received these payments during 1981? (Anyone else?) (Complete 71C for each person with a "Yes" in 71B)	Yes <input type="checkbox"/> No <input type="checkbox"/>	Yes <input type="checkbox"/> No <input type="checkbox"/>	Yes <input type="checkbox"/> No <input type="checkbox"/>	Yes <input type="checkbox"/> No <input type="checkbox"/>
71C. How much did ... receive in alimony payments during 1981? (Ask 71C for next person with "Yes" in 71B or ask 72)	\$ <input type="text"/>	\$ <input type="text"/>	\$ <input type="text"/>	\$ <input type="text"/>
72. DURING 1981 DID ANYONE IN THIS HOUSEHOLD RECEIVE: 72A. Any (other) regular financial assistance from friends or relatives not living in this household? (Do not include loans) Yes <input checked="" type="checkbox"/> No <input type="checkbox"/> (Skip to 73)				
72B. Who receive this assistance? (Anyone else?) (Ask 72C for each person with a "Yes" in 72B)	Yes <input type="checkbox"/> No <input type="checkbox"/>	Yes <input type="checkbox"/> No <input type="checkbox"/>	Yes <input type="checkbox"/> No <input type="checkbox"/>	Yes <input type="checkbox"/> No <input type="checkbox"/>
72C. How much assistance did ... receive during 1981?	\$ <input type="text"/>	\$ <input type="text"/>	\$ <input type="text"/>	\$ <input type="text"/>
73. Sometimes people forget about small amounts of income, or income received for only part of the year. Did anyone in this household receive income from: 73A. Hobbies, home businesses, farms, or business interests not already covered? Yes <input type="checkbox"/> No <input checked="" type="checkbox"/> (If "Yes" marked in any, ask 73B, otherwise go to next page) Any unemployment compensation, welfare, or any other money income not already covered? Yes <input type="checkbox"/> No <input checked="" type="checkbox"/>	OFFICE USE ONLY	OFFICE USE ONLY	OFFICE USE ONLY	OFFICE USE ONLY
73B. Who received this income? (Anyone else?) (Complete 73C & 73D for each person with a "Yes" in 73B)	Yes <input type="checkbox"/> No <input type="checkbox"/>	Yes <input type="checkbox"/> No <input type="checkbox"/>	Yes <input type="checkbox"/> No <input type="checkbox"/>	Yes <input type="checkbox"/> No <input type="checkbox"/>
73C. What was the source of this income? (Specify)				
73D. How much did ... receive (Altogether) in 1981? (Go to 73C for next person with "Yes" in 73B or go to next page)	\$ <input type="text"/>	\$ <input type="text"/>	\$ <input type="text"/>	\$ <input type="text"/>



NAME (Optional)	Page 3	Page 4	Page 5	Page 6
74. There are several government programs which provide medical care or help pay medical bills. During 1991 was anyone in this household covered by:				
74A. Medicare (for the disabled and elderly)? Yes <input checked="" type="checkbox"/> No <input type="checkbox"/> (Skip to 74C)				
74B. Who was that? (Anyone else?)	Yes <input type="checkbox"/> No <input type="checkbox"/>	Yes <input type="checkbox"/> No <input type="checkbox"/>	Yes <input type="checkbox"/> No <input type="checkbox"/>	Yes <input type="checkbox"/> No <input type="checkbox"/>
74C. Medicaid (for the needy)? Yes <input checked="" type="checkbox"/> No <input type="checkbox"/> (Skip to 74E)				
74D. Who was that? (Anyone else?)	Yes <input type="checkbox"/> No <input type="checkbox"/>	Yes <input type="checkbox"/> No <input type="checkbox"/>	Yes <input type="checkbox"/> No <input type="checkbox"/>	Yes <input type="checkbox"/> No <input type="checkbox"/>
74E. CHAMPUS, VA, or military health care? Yes <input checked="" type="checkbox"/> No <input type="checkbox"/> (Skip to 75A)				
74F. Who was that? (Anyone else?)	Yes <input type="checkbox"/> No <input type="checkbox"/>	Yes <input type="checkbox"/> No <input type="checkbox"/>	Yes <input type="checkbox"/> No <input type="checkbox"/>	Yes <input type="checkbox"/> No <input type="checkbox"/>
75A. Other than government sponsored policies, health insurance can be obtained privately or through a current or former employer or union. Was anyone in this household covered by health insurance of this type at any time during 1991?	Yes <input checked="" type="checkbox"/> No <input type="checkbox"/> (Skip to 75E)	Yes <input checked="" type="checkbox"/> No <input type="checkbox"/>	Yes <input checked="" type="checkbox"/> No <input type="checkbox"/>	Yes <input checked="" type="checkbox"/> No <input type="checkbox"/>
75B. Who was that? (Anyone else?)	Yes <input type="checkbox"/> No <input type="checkbox"/>	Yes <input type="checkbox"/> No <input type="checkbox"/>	Yes <input type="checkbox"/> No <input type="checkbox"/>	Yes <input type="checkbox"/> No <input type="checkbox"/>
(Complete 75C-F for each person with a "Yes" in 75B)				
75C. Was ...'s health insurance coverage from a plan in ...'s own name?	Yes <input type="checkbox"/> (Ask 75D) No <input type="checkbox"/> (Go to next person with a "Yes" in 75B or Skip to 76)	Yes <input type="checkbox"/> (Ask 75D) No <input type="checkbox"/> (Go to next person with a "Yes" in 75B or Skip to 76)	Yes <input type="checkbox"/> (Ask 75D) No <input type="checkbox"/> (Go to next person with a "Yes" in 75B or Skip to 76)	Yes <input type="checkbox"/> (Ask 75D) No <input type="checkbox"/> (Go to next person with a "Yes" in 75B or Skip to 76)
75D. Was this health insurance plan offered through ...'s current or former employer or union?	Yes <input type="checkbox"/> (Ask 75E) <input checked="" type="checkbox"/> No <input type="checkbox"/> (Skip to 75F)	Yes <input type="checkbox"/> (Ask 75E) <input type="checkbox"/> No <input type="checkbox"/> (Skip to 75F)	Yes <input type="checkbox"/> (Ask 75E) <input checked="" type="checkbox"/> No <input type="checkbox"/> (Skip to 75F)	Yes <input type="checkbox"/> (Ask 75E) <input type="checkbox"/> No <input type="checkbox"/> (Skip to 75F)
75E. Did ...'s employer or union pay for all, part, or none of the cost of this plan?	All <input type="checkbox"/> Part <input type="checkbox"/> None <input type="checkbox"/>	All <input type="checkbox"/> Part <input type="checkbox"/> None <input type="checkbox"/>	All <input type="checkbox"/> Part <input type="checkbox"/> None <input type="checkbox"/>	All <input type="checkbox"/> Part <input type="checkbox"/> None <input type="checkbox"/>
75F. What other persons were covered by this health insurance policy? (Mark all that apply) (Go to 75C for next person with "Yes" in 75B or go to 76)	Spouse <input type="checkbox"/> Child(ren) in household <input type="checkbox"/> Child(ren) not in the household <input checked="" type="checkbox"/> Other <input type="checkbox"/> No one <input type="checkbox"/>	Spouse <input type="checkbox"/> Child(ren) in household <input type="checkbox"/> Child(ren) not in the household <input type="checkbox"/> Other <input type="checkbox"/> No one <input type="checkbox"/>	Spouse <input type="checkbox"/> Child(ren) in household <input type="checkbox"/> Child(ren) not in the household <input type="checkbox"/> Other <input type="checkbox"/> No one <input type="checkbox"/>	Spouse <input type="checkbox"/> Child(ren) in household <input type="checkbox"/> Child(ren) not in the household <input checked="" type="checkbox"/> Other <input type="checkbox"/> No one <input type="checkbox"/>
76. CHECK ITEM Who worked last year? (Yes in 29A or 29B)	Yes <input type="checkbox"/> No <input type="checkbox"/>	Yes <input type="checkbox"/> No <input type="checkbox"/>	Yes <input type="checkbox"/> No <input type="checkbox"/>	Yes <input type="checkbox"/> No <input type="checkbox"/>
(Complete 76A-76B for each person with "Yes" in 76)				
76A. Other than Social Security did the (any) employer or union that ... worked for in 1991 have a pension or other type of retirement plan for any of its employees?	Yes <input type="checkbox"/> (Ask 76B) No <input type="checkbox"/> (Go to next person with "Yes" in 76 or Skip to 77 on page 1)	Yes <input type="checkbox"/> (Ask 76B) No <input checked="" type="checkbox"/> (Go to next person with "Yes" in 76 or Skip to 77 on page 1)	Yes <input type="checkbox"/> (Ask 76B) No <input type="checkbox"/> (Go to next person with "Yes" in 76 or Skip to 77 on page 1)	Yes <input type="checkbox"/> (Ask 76B) No <input checked="" type="checkbox"/> (Go to next person with "Yes" in 76 or Skip to 77 on page 1)
76B. Was ... included in that plan? (Go to 76A for next person with "Yes" in item 76 or Skip to item 77 on Page 1)	Yes <input type="checkbox"/> No <input type="checkbox"/>	Yes <input type="checkbox"/> No <input type="checkbox"/>	Yes <input type="checkbox"/> No <input type="checkbox"/>	Yes <input type="checkbox"/> No <input type="checkbox"/>
NOTES:				



APPENDIX E

Specific Metropolitan Identifiers

The specific metropolitan identifiers on this file are based on the Office of Management and Budget's June 30, 1984 definitions and are ranked according to Census Bureau population estimates for July 1, 1983. Identification of CMSA's is based on the CMSA/MSA rank code (see List 1) or the CMSA FIPS Code (see List 5). MSA's can be identified by using either the CMSA/MSA rank code (List 1) or the FIPS MSA/PMSA code (List 4). PMSA's can be identified by either the FIPS MSA/PMSA code (List 4) or a combination

of the CMSA/MSA rank codes and the PMSA rank code (List 2). Identification of Individual central cities is based on a combination of codes (See List 3). Individual central cities are identified by the appropriate central city code and the FIPS MSA/PMSA code or the appropriate central city code, the CMSA/MSA rank code, and, if necessary, the PMSA rank code. Some examples of the proper coding of specific metropolitan areas are given below.

<u>AREA</u>	<u>CMSA/ MSA RANK (HG-MSAR)</u>	<u>PMSA RANK CODE (HG-PMSA)</u>	<u>INDIVIDUAL CENTRAL CITY CODE (INDCCODE)</u>	<u>FIPS MSA/PMSA CODE (HG-MSAC)</u>
	List 1	List 2	List 3	List 4
Dallas-Fort Worth, TX CMSA	010	N/C	N/C	N/C
Fort Worth-Arlington, TX PMSA	010	02	N/C	N/C
OR	N/C	N/C	N/C	2800
Fort Worth, TX Central City	010	02	1	N/C
OR	N/C	N/C	1	2800
Phoenix, AZ MSA	023	N/C	N/C	N/C
OR	N/C	N/C	N/C	6200
Mesa, AZ Central City	023	N/C	2	N/C
OR	N/C	N/C	2	6200
Burlington, VT MSA	224	N/C	N/C	N/C
OR	H/C	N/C	N/C	1305

N/C = No Code Required

NOTES:

- Do not attempt to tally CMSA totals by summing identified PMSA's. The specific PMSA identification for some PMSA's is suppressed while the specific CMSA for those areas is available. The New Hampshire portion of the Boston CMSA is an example of this. While specific identification of Nashua and the Lawrence-Haverill and Lowell portions is suppressed, all areas are coded as being in the Boston CMSA.
- Many of the smaller metropolitan areas in sample do not contain central city/balance breakdowns and hence, are coded "not identifiable" in the household central city metropolitan statistical area residence status code (HCCC-R). It is recommended that this code in conjunction with the modified household metropolitan statistical area residence status code (HMSA-R) be used for tallying metropolitan residence status for national and other grouped data. The HG in each listing refers to Household Geographic.

LIST 1: CMSA/MSA 1983 RANK CODES (HG-MSAR)

<u>CMSA/ MSA RANK CODE (HG-MSAR)</u>	<u>FIPS MSA/ PMSA CODE (HG-MSAC)</u>	<u>CMSA/MSA TITLE</u>
001		New York-New Jersey-Long Island, NY-NJ CMSA
002		Los Angeles-Anaheim-Riverside, CA CMSA
003		Chicago-Gary-Lake County, IL-IN-WI CMSA (Wisconsin portion not in sample)
004		Philadelphia-Wilmington-Trenton, PA-NJ-DE-MD CMSA (Maryland portion suppressed)
005		San Francisco-Oakland-San Jose, CA CMSA
006		Detroit-Ann Arbor, MI CMSA
007		Boston-Lawrence-Salem, MA-NH CMSA
000		Houston-Galveston-Brazoria, TX CMSA
009	0040	Washington, DC-VA MSA
010		Dallas-Fort Worth, TX CMSA
011		Cleveland-Akron-Lorain, OH CMSA
012		Miami-Fort Lauderdale, FL CMSA
013		Pittsburgh-Deaver Valley, PA CMSA
014		St. Louis, MO-IL CMSA
015	0520	Atlanta, GA MSA
016	0720	Baltimore, MD MSA
017	5120	Minneapolis-St. Paul, MN-WI MSA (Wisconsin portion not identified)
018		Seattle-Tacoma, WA CMSA
019	7320	San Diego, CA MSA
020	0280	Tampa-St. Petersburg-Clearwater, FL MSA
021		Denver-Boulder, CO CMSA
022		Cincinnati-Hamilton, OH-KY-IN CMSA (Indiana portion not identified)
023	6200	Phoenix, AZ MSA
024		Milwaukee-Racine, WI CMSA
025	3760	Kansas City, MO-KS MSA
026		Portland-Vancouver, OR-WA CMSA
027	5560	New Orleans, LA MSA
020	1040	Columbus, OH MSA
029	5720	Norfolk-Virginia Beach-Newport News, VA MSA
030		Buffalo-Niagara Falls, NY CMSA
031	6920	Sacramento, CA MSA
032	3480	Indianapolis, IN MSA
033	7240	San Antonio, TX MSA
034		Providence-Pawtucket-Fall River, RI-MA CMSA
035	1520	Charlotte-Gastonia-Rock Hill, NC-SC MSA
036		Hartford-New Britain-Middletown, CT CMSA
037	7160	Salt Lake City-Ogden, UT MSA
030	6840	Rochester, NY MSA
039	5880	Oklahoma City, OK MSA
040	4520	Louisville, KY-IN MSA
041	2000	Dayton-Springfield, OH MSA
042	4920	Memphis, TN-AR-MS MSA (Arkansas and Mississippi portions not identified)
043	1000	Birmingham, AL MSA
044	5360	Nashville, TN MSA

<u>CMSA/ MSA RANK CODE (HG-MSAR)</u>	<u>FIPS MSA/ PMSA CODE (HG-MSAC)</u>	<u>CMSA/MSA TITLE</u>
045	3120	Greenboro-Winston Salem-High Point, NC MSA
046	0160	Albany-Schenectady-Troy NY MSA
047	3320	Honolulu, HI MSA
048	5960	Orlando, FL MSA
049	6760	Richmond-Petersburg, VA MSA (Dinwiddie and Prince George counties and Colonial Heights, Hopewell, and Petersburg cities not in sample)
050	3600	Jacksonville, FL MSA
051	7560	Scranton-Wilkes Barre, PA MSA (Monroe county not in sample)
052	0560	Tulsa, OK MSA
053	8960	West Palm Beach-Boca Raton-Delray Beach, FL MSA
054	8160	Syracuse, NY MSA
055	0240	Allentown-Bethlehem, PA-NJ MSA (New Jersey portion not identified)
056	0640	Austin, TX MSA
057	3000	Grand Rapids, MI MSA
058	8400	Toledo, OH MSA
059	5920	Omaha, NE-IA MSA (Iowa portion not identified)
060	6640	Raleigh-Durham, NC MSA
061	3160	Greenville-Spartanburg, SC MSA
062	3840	Knoxville, TN MSA
063	8520	Tucson, AZ MSA
064	3240	Harrisonburg-Lebanon-Carlisle, PA MSA (Lebanon county not in sample)
065	2840	Fresno, CA MSA
066	0760	Baton Rouge, LA MSA
067	9320	Youngstown-Warren, OH MSA
068	4120	Las Vegas, NV MSA
069	8000	Springfield, MA MSA
070	2320	El Paso, TX MSA
071	5480	New Haven-Meriden, CT MSA
072	4400	Little Rock-North Little Rock, AR MSA
073	1440	Charleston, SC MSA
074	5160	Mobile, AL MSA (Baldwin county not in sample)
075	0680	Bakersfield, CA MSA
076	3660	Johnson City-Kingsport-Bristol, TN-VA MSA (Virginia portion not identified)
077	2640	Flint, MI MSA
078	0200	Albuquerque, NM MSA
079	9040	Wichita, KS MSA
080	1760	Columbia, SC MSA
081	1560	Chattanooga, TN-GA MSA (Marion and Sequatchie counties Tennessee not in sample)
082	6960	Saginaw-Bay City-Midland, MI MSA
083	4040	Lansing-East Lansing, MI MSA
084	9240	Worcester, MA MSA
085	1320	Canton, OH MSA
086	0840	Beaumont-Port Arthur, TX MSA
087	9280	York, PA MSA
088	1960	Davenport-Rock Island-Moline, IA-IL MSA
089	8120	Stockton, CA MSA
090	2120	Des Moines, IA MSA (Dallas county not in sample)
091	4000	Lancaster, PA MSA

<u>CMSA/ MSA RANK CODE (HG-MSAR)</u>	<u>FIPS MSA/ PMSA CODE (HG-MSAC)</u>	<u>CMSA/MSA TITLE</u>
092	3560	Jackson, MS MSA
093	6120	Peoria, IL MSA
094	0600	Augusta, GA-SC, MSA
095	1880	Corpus Christi, TX MSA
096	7680	Shreveport, LA MSA
097	2760	Fort Wayne, IN MSA
098	7840	Spokane, WA MSA
099	3980	Lakeland-Winter Haven, FL MSA
100	1720	Colorado Springs, CO MSA
101	3400	Huntington-Ashland, WV-KY-OH MSA (Kentucky and Ohio portions not identified)
102	4720	Madison, WI MSA
103	4880	McAllen-Edinburg-Mission, TX MSA
104	4200	Lexington-Fayette, KY MSA
105	8680	Utica-Rome, NY MSA
106	7480	Santa Barbara-Santa Maria-Lompoc, CA MSA
107	6680	Reading, PA MSA
108	6080	Pensacola, FL MBA
109	7120	Salinas-Seaside-Monterey, CA MSA
110	4900	Melbourne-Titusville-Palm Bay, FL MSA
111	0460	Appleton-Oshkosh-Neenah, WI MSA
112	2020	Daytona Beach, FL MSA
113	5170	Modesto, CA MSA
115	5240	Montgomery, AL MSA
116	2360	Erie, PA MSA
117	6880	Rockford, IL MSA
118	2440	Evansville, IN-KY MSA (Kentucky portion not identified)
119	4600	Macon-Warner Robins, GA MSA
120	1400	Charleston, WV MSA
121	2400	Eugene-Springfield, OR MSA
122	0960	Binghamton, NY MSA
123	8700	Visalia-Tulare-Porterville, CA MSA
124	3680	Johnstown, PA MSA
125	2240	Duluth, MN-WI MSA (Wisconsin portion not identified)
126	5520	New London-Norwich, CT-RI MSA (Rhode Island portion suppressed)
127	7000	Salem, OR MSA
128	6460	Poughkeepsie, NY MSA
129	2560	Fayetteville, NC MSA
130	1800	Columbus, GA-AL MSA (Alabama portion not in sample)
131	2700	Fort Myers, FL MSA
132	7000	South Bend-Mishawaka, IN MSA
133	6520	Provo-Orem, UT MSA (Central City portion only identified)
134	1240	Brownsville-Harlingen, TX MSA
135	7520	Savannah, GA MSA
136	7510	Sarasota, FL MSA
137	6000	Roanoke, VA MSA
138	4600	Lubbock, TX MSA
139	3080	Lafayette, LA MSA
140	3810	Killeen-Temple, TX MSA
141	7920	Springfield, MO MSA
142	3720	Kalamazoo, MI MSA
143	0300	Anchorage, AK MSA

<u>CMSA/ MSA RANK CODE (HG-MSAR)</u>	<u>FIPS MSA/ PMSA CODE (HG-MSAC)</u>	<u>CMSA/MSA TITLE</u>
144	6720	Reno, NV MSA (Central City portion only identified)
145	3290	Hickory, NC MSA
146	3440	Huntsville, AL MSA
147	8000	Waterbury, CT MSA
148	8240	Tallahassee, FL MSA
149	6450	Portsmouth-Dover-Rochester, NH-ME MSA (Maine portion not entirely in sample and it is not identified)
150	6400	Portland, ME MSA
151	4360	Lincoln, NE MSA
152	0920	Biloxi-Gulfport, MS MSA
153	3350	Houma-Thibodaux, LA MSA
154	7080	Springfield, IL MSA
156	1000	Boise City, ID MSA
157	2900	Gainesville, FL MSA
150	9000	Wheeling, WV-OH MSA (Ohio portion not identified)
161	8000	Waco, TX MSA
163	3960	Lake Charles, LA MSA
164	1360	Cedar Rapids, IA MSA
165	5400	New Bedford, MA MSA
166	1400	Champaign-Urbana-Rantoul, IL MSA
169	2720	Fort Smith, AR-OK MSA (Oklahoma portion not in sample)
170	1140	Bradenton, FL MBA
171	0480	Asheville, NC MSA
172	0870	Benton Harbor, MI MSA
173	8920	Waterloo-Cedar Falls, IA MSA
174	2670	Fort Collins-Loveland, CO MBA
178	8440	Topeka, KS MSA (Central City portion only identified)
179	1620	Chico, CA MSA
180	5320	Muskegon, MI MSA
181	4320	Lima, OH MSA
184	5790	Ocala, FL MSA
185	3520	Jackson, MS MSA
186	5200	Monroe, LA MSA
192	8600	Tuscaloosa, AL MSA
193	0780	Battle Creek, MI MSA
194	0405	Anderson, SC MSA
197	5910	Olympia, WA MSA
198	8320	Terre Haute, IN MSA
199	2650	Florence, AL MSA
201	0280	Altoona, PA MSA
202	0400	Anderson, IN MSA
203	4760	Manchester, NH MSA
204	4890	Medford, OR MBA
207	3710	Joplin, MO MSA
209	4800	Mansfield, OH MSA
211	7610	Sharon, PA MSA
216	6560	Pueblo, CO MSA
219	4200	Lawton, OK MSA
221	1040	Bloomington-Normal, IL MSA
222	2750	Fort Walton Beach, FL MSA
224	1305	Burlington, VT MSA
225	9140	Williamsport, PA MSA
226	7720	Sioux City, IA-NE MSA (Nebraska portion not in sample)

<u>CMSA/ MSA RANK CODE (HG-MSAR)</u>	<u>FIPS MSA/ PMSA CODE (HG-MSAC)</u>	<u>CMSA/MSA TITLE</u>
231	7760	Sioux Falls, SD MSA
233	2655	Florence, SC MSA
240	0860	Bellingham, WA MSA
242	9340	Yuba City, CA MSA
246	1740	Colombia, MO MSA
247	2880	Gadsden, AL MSA
248	2580	Fayetteville-Springdale, AR MSA
252	3740	Kankakee, IL MSA

LIST 2: PMSA 1983 RANK CODES (HG-PMSA)

Note: The PMSA Rank is assigned based on a PMSA's population when compared to other PMSA's within the parent CMSA.

<u>CMSA RANK CODE (HG-MSAR)</u>	<u>PMSA RANK CODE (HG-PMSA)</u>	<u>FIPS MSA PMSA CODE (HG-MSAC)</u>	<u>PMSA TITLE</u>
001	01	5600	New York, NY
	02	5380	Nassau-Suffolk, NY
	03	5640	Newark, NJ
	04	0875	Bergen-Passaic, NJ
	05	5015	Middlesex-Somerset-Hunterdon, NJ
	06	5190	Monmouth-Ocean, NJ
	07	3640	Jersey City, NJ
	00	1160	Bridgeport-Milford, CT
	09	5950	Orange County, NY
	10	8040	Stamford, CT
	11	1930	Danbury, CT
	12	5760	Norwalk, CT
002	01	4480	Los Angeles-Long Beach, CA
	02	0360	Anaheim-Santa Ana, CA
	03	6700	Riverside-San Bernardino, CA
	04	6000	Oxnard-Ventura, CA
003	01	1600	Chicago, IL
	02	2960	Gary-Hammond, IN
	03	3965	Lake County, IL
	04	3690	Joliet, IL
	05	0620	Aurora-Elgin, IL
004	01	6160	Philadelphia, PA-NJ
	02	9160	Wilmington, DE-NJ-MD (New Jersey portion not identified, Maryland portion suppressed.)
005	03	8400	Trenton, NJ
	01	5775	Oakland, CA
	02	7360	San Francisco, CA
	03	7400	San Jose, CA
	04	8720	Vallejo-Fairfield-Napa, CA
	05	7500	Santa Rosa-Petaluma, CA
	06	7485	Santa Cruz, CA
006	01	2160	Detroit, MI
	02	0440	Ann Arbor, MS
007	01	1120	Boston, MA
	02	4160	Lawrence-Haverill, MA-NH (New Hampshire portion not identified)
	03	7090	Salem-Gloucester, MA
	04	4560	Lowell, MA-NH (New Hampshire portion not identified)
008	05	1200	Brockton, MA
	01	3360	Houston, TX
	02	2920	Galveston-Texas City, TX
010	03	1145	Brazoria, TX
	01	1920	Dallas, TX
	02	2800	Fort Worth-Arlington, TX

<u>CMSA</u> <u>RANK</u> <u>CODE</u> <u>(HG-MSAR)</u>	<u>PMSA</u> <u>RANK</u> <u>CODE</u> <u>(HG-PMSA)</u>	<u>FIPS</u> <u>MSA</u> <u>PMSA</u> <u>CODE</u> <u>(HG-MSAC)</u>	<u>PMSA TITLE</u>
011	01	1680	Cleveland, OH
	02	0080	Akron, OH
	03	4440	Lorain-Elyria, OH
012	01	5000	Miami-Hialeah, FL
	02	2600	Fort Lauderdale-Hollywood-Pompano Beach, FL
013	01	6280	Pittsburgh, PA
	02	0845	Beaver County, PA
014	01	7040	St. Louis, MO-IL (Illinois portion not identified)
018	01	7600	Seattle, WA
	02	8200	Tacoma, WA
021	01	2080	Denver, CO
	02	1125	Boulder-Longmont, CO
022	01	1640	Cincinnati, OH-KY-IN (Indiana portion not identified)
	02	3200	Hamilton-Middletown, OH
024	01	5080	Milwaukee, WI
	02	6600	Racine, WI
026	01	6440	Portland, OR
	02	8725	Vancouver, WA
030	01	1200	Buffalo, NY
	02	5700	Niagara Falls, NY
034	01	6400	Providence, RI
	02	6060	Pawtucket-Woonsocket-Attleboro, RI-MA (Rhode Island-Central City portion only identified)
036	01	3200	Hartford, CT
	02	5440	New Britain, CT

LIST 3: INDIVIDUAL CENTRAL CITY CODES (INDCCODE)

<u>CMSA/MSA RANK CODE (HG-MSAR)</u>	<u>PMSA RANK CODE (HG-PMSA)</u>	<u>INDIVIDUAL CENTRAL CITY CITY CODE (INDCCODE)</u>	<u>CITY</u>
001	03	1	Newark, NJ
		2	Elizabeth, NJ
002	01	1	Los Angeles, CA
		2	Long Beach, CA
		3	Pasadena, CA
	0	Others	
	02	1	Anaheim, CA
		2	Santa Ana, CA
003	03	1	Riverside, CA
		0	Others
	01	1	Chicago, IL
005	02	0	Others
		1	Gary, IN
		0	Others
006	01	1	Oakland, CA
		0	Others
007	01	1	Detroit, MI
		0	Others
010	01	1	Boston, MA
		0	Others
012	01	1	Dallas, TX
		0	Others
	02	1	Fort Worth, TX
		2	Arlington, TX
017	01	1	Miami, FL
		0	Others
		02	1
020	-	0	Others
		1	Minneapolis, MN
023	-	0	Others
		1	Tampa, FL
		0	Others
029	-	1	Phoenix, AZ
		2	Mesa, AZ
		0	Others
		1	Norfolk, VA
		2	Virginia Beach, VA
045	-	3	Newport News, VA
		4	Hampton, VA
		0	Others
		1	Greensboro, NC
046	-	0	Others
		1	Albany, NY
060	-	0	Others
		1	Raleigh, NC
069	-	0	Others
		1	Springfield, MA
		0	Others

LIST 4: FIPS MSA/PMSA CODES (HG-MSAC)

<u>CMSA/ MSA RANK CODE (HG-MSAR)</u>	<u>PMSA RANK CODE (HG-PMSA)</u>	<u>FIPS MSA/ PMSA CODE (HG-MSAC)</u>	<u>MSA/PMSA TITLE</u>
011	02	0080	Akron, OH, PMSA
046		0160	Albany-Schenectady-Troy, NY MSA
078		0200	Albuquerque, NM MSA
055		0240	Allentown-Bethlehem, PA-NJ MSA (New Jersey portion not identified)
201		0280	Altoona, PA MSA
002	02	0360	Anaheim-Santa Ana, CA PMSA
143		0380	Anchorage, AK MSA
202		0400	Anderson, IN MSA
194		0405	Anderson, SC MSA
006	02	0440	Ann Arbor, MI PMSA
111		0460	Appleton-Oshkosh-Neenah, WI MSA
171		0480	Asheville, NC MSA
015		0520	Atlanta, GA MSA
094		0600	Augusta, GA-SC MSA
003	05	0620	Aurora-Elgin, IL PMSA
056		0640	Austin, TX MSA
075		0680	Bakersfield, CA MSA
016		0720	Baltimore, MD MSA
066		0760	Baton Rouge, LA MSA
193		0780	Battle Creek, MI MSA
086		0840	Beaumont-Port Arthur, FL MSA
013	02	0845	Beaver County, PA PMSA
240		0860	Bellingham, WA MSA
172		0870	Benton Harbor, MI MSA
001	04	0875	Bergen-Passaic, NJ PMSA
152		0920	Biloxi-Gulfport, MS MSA
122		0960	Binghamton, NY MSA
043		1000	Birmingham, AL MSA
221		1040	Bloomington-Normal, IL MSA
156		1080	Boise City, ID MSA
007	01	1120	Boston, MA PMSR
021	02	1125	Boulder-Longmont, CO PMSA
170		1140	Bradenton, FL MSA
008	03	1145	Brazoria, TX PMSA
001	08	1160	Bridgeport-Milford, CT PMSA
007	05	1200	Brockton, MA PMSA
134		1240	Brownsville-Harlingen, TX MSA
030	01	1280	Buffalo, NY PMSA
224		1305	Burlington, VT MSA
085		1320	Canton, OH MSA
164		1360	Cedar Rapids, IA MSA
166		1400	Champaign-Urbana-Rantoul, IL MSA
073		1440	Charleston, SC MSA
120		1480	Charleston, WV MSA
035		1520	Charlotte-Gastonia-Rock Hill, NC-SC MSA
081		1560	Chattanooga, TN-A MSA (Marion and Sequatchie counties Tennessee not in sample)

<u>CMSA/ MSA RANK CODE (HG-MSAR)</u>	<u>PMSA RANK CODE (HG-PMSA)</u>	<u>FIPS MSA/ PMSA CODE (HG-MSAC)</u>	<u>MSA/PMSA TITLE</u>
003	01	1600	Chicago, IL PMSA identified)
179		1620	Chico, CA MSA
022	01	1640	Cincinnati, OH-KY-IN PMSA (Indiana portion not identified)
011	01	1680	Cleveland, OH PMSA
100		1720	Colorado Springs, CO MSA
246		1740	Columbia, MO MSA
080		1760	Columbia, SC MSA
130		1800	Columbus, GA-AL MSA (Alabama portion not in sample)
020	-	1840	Columbus, OH MSA
095		1880	Corpus Christi, TX MSA
010	01	1920	Dallas, TX PMSA
001	11	1930	Danbury, CT PMSR
088		1960	Davenport-Rock Island-Moline, IA-IL MSA
041		2000	Dayton-Springfield, OH MSA
112		2020	Daytona Beach, FL MSA
021	01	2080	Denver, CO PMSA
090		2120	Des Moines, IA MSA (Dallas County not in sample)
006	01	2160	Detroit, MI PMSA
125		2240	Duluth, MN-WI MSA (Wisconsin portion not identified)
070		2320	El Paso, TX MSA
116		2360	Erie, PA MSA
121		2400	Eugene-Springfield, OR MSA
118		2440	Evansville, IN-KY MSA (Kentucky portion not identified)
129		2560	Fayetteville, NC MSA
248		2580	Fayetteville-Springdale, AR MSA
077		2640	Flint, MI MSA
199		2650	Florence, AL MSA
233		2655	Florence, SC MSA
174		2670	Fort Collins-Loveland, CO MSA
012	02	2680	Fort Lauderdale-Hollywood-Pompano Beach, FL PMSA
131		2700	Fort Myers, FL MSA
169		2720	Fort Smith, AR-OK MSA (Oklahoma portion not in sample)
222		2750	Fort Walton Beach, FL MSA
097		2760	Fort Wayne, IN MSA
010	02	2800	Fort Worth-Arlington, TX PMSA
065		2840	Fresno, CA MSA
247		2880	Gadsden, AL MSA
157		2900	Gainesville, FL MSA
008	02	2920	Galveston-Texas City, TX PMSA
003	02	2960	Gary-Hammond, IN PMSA
057		3000	Grand Rapids, MI MSA
045		3120	Greenboro-Winston Salem-High Point, NC MSA
061		3160	Greenville-Spartanburg, SC MSA
022	02	3200	Hamilton-Middletown, OH PMSA
064		3240	Harrisburg-Lebanon-Carlisle, PA MSA (Lebanon County not in sample)

<u>CMSA/ MSA RANK CODE (HG-MSAR)</u>	<u>PMSA RANK CODE (HG-PMSA)</u>	<u>FIPS MSA/ PMSA CODE (HG-MSAC)</u>	<u>MSA/PMSA TITLE</u>
036	01	3280	Hartford, CT PMSA
145		3290	Hickory, NC MSA
047		3320	Honolulu, HI MSA
153		3350	Houma-Thibodaux, LA MSA
008	01	3360	Houston, TX PMSA
101		3400	Huntington-Ashland, WV-KY-OH MSA (Kentucky and Ohio portions not identified)
146		3440	Huntsville, AL MSA
032		3480	Indianapolis, IN MSA
185		3520	Jackson, MI MSA
092		3560	Jackson, MS MSA
050		3600	Jacksonville, FL MSA
001	07	3640	Jersey City, NJ PMSA
076		3660	Johnson City-Kingsport-Bristol, TN-VA MSA (Virginia portion not identified)
124		3680	Johnstown, PA MSA
003	04	3690	Joliet, IL PMSA
207		3710	Joplin, MO MSA
142		3720	Kalamazoo, MI MSA
252		3740	Kankakee, IL MSA
025		3760	Kansas City, MO-KS MSA
140		3810	Killeen-Temple, TX MSA
062		3840	Knoxville, TN MSA
139		3880	Lafayette, LA MSA
163		3960	Lake Charles, LA MSA
003	03	3965	Lake County, IL PMSA
099		3980	Lakeland-Winter Haven, FL MSA
091		4000	Lancaster, PA MSA
083		4040	Lansing-East Lansing, MI MSA
060		4120	Las Vegas, NV MSA
007	02	4160	Lawrence-Haverill, MA-NH PMSA (New Hampshire portion not identified)
219		4200	Lawton, OK MSA
104		4280	Lexington-Fayette, KY MSA
181		4320	Lima, OH MSA
151		4360	Lincoln, NE MSA
072		4400	Little Rock-North Little Rock, AR MSA
011	03	4440	Lorain-Elyria, OH PMSA
002	01	4480	Los Angeles-Long Beach, CA PMSA
040		4520	Louisville, KY-IN MSA
007	04	4560	Lowell, MA-NH PMSA (New Hampshire portion not identified)
138		4600	Lubbock, TX MSA
119		4680	Macon-Warner Robins, GA MSA
102		4720	Madison, WI MSA
203		4760	Manchester, NH MSA
209		4800	Mansfield, OH MSA
103		4880	McAllen-Edinburg-Mission, TX MSA
204		4890	Medford, OR MSA
110		4900	Melbourne-Titusville-Palm Bay, FL MSA
042		4920	Memphis, TN-AR-MS MSA (Arkansas and Mississippi portions not identified)
012	01	5000	Miami-Hialeah, FL PMSA

<u>CMSA/ MSA RANK CODE (HG-MSAR)</u>	<u>PMSA RANK CODE (HG-PMSA)</u>	<u>FIPS MSA/ PMSA CODE (HG-MSAC)</u>	<u>MSA/PMSA TITLE</u>
001	05	5015	Middlesex-Somerset-Hunterdon, NJ PMSA
024	01	5080	Milwaukee, WI PMSA
017		5120	Minneapolis-St, Paul, MN-WI MSA (Wisconsin portion not identified)
074		5160	Mobile, AL MSA (Baldwin county not in sample)
113		5170	Modesto, CA MSA
001	06	5190	Monmouth-Ocean, NJ PMSA
106		5200	Monroe, LA MSA
115		5240	Montgomery, AL MSA
100		5320	Muskegon, MI MSA
044		5360	Nashville, TN MSA
001	02	5380	Nassau-Suffolk, NY PMSA
165		5400	New Bedford, MA MSA
036	02	5440	New Britain, CT PMSA
071		5480	New Haven-Meriden, CT MSA
126		5520	New London-Norwich, CT-RI MSA (Rhode Island portion suppressed)
027		5560	New Orleans, LA MSA
001	01	5600	New York, NY PMSA
001	03	5640	Newark, NJ PMSA
030	02	5700	Niagara Falls, NY PMSA
029		5720	Norfolk-Virginia Beach-Newport News, VA MSA
001	12	5760	Norwalk, CT PMSA
005	01	5775	Oakland, CA PMSA
184		5790	Ocala, FL MSA
039		5880	Oklahoma City, OK MSA
197		5910	Olympia, WA MSA
059		5920	Omaha, NE-IA MSA (Iowa portion not identified)
001	09	5950	Orange County, NY PMSA
048		5960	Orlando, FL MSA
002	04	6000	Oxnard-Ventura, CA PMSA
034	02	6060	Pawtuckett-Woonsocket-Attleboro, RI-MA PMSA (Rhode Island Central City portion only identified)
100		6080	Pensacola, FL MSA
093		6120	Peoria, IL MSA
004	01	6160	Philadelphia, PA-NJ PMSA
023		6200	Phoenix, AZ MSA
013	01	6280	Pittsburgh, PA PMSA
150		6400	Portland, ME MSA
026	01	6440	Portland, OR PMSA
149		6450	Portsmouth-Dover-Rochester, NH-ME MSA (Maine portion not entirely in sample and it is not identified)
128		6460	Poughkeepsie, NY MSA
034	01	6480	Providence, RI PMSA
133		6520	Provo-Orem, UT MSA (Central City portion only identified)
216		6560	Pueblo, CO MSA
024	02	6600	Racine, WI PMSA
060		6640	Raleigh-Durham, NC MSA
107		6680	Reading, PA MSA
144		6720	Reno, NV MSA (Central City portion only identified)

<u>CMSA/ MSA RANK CODE (HG-MSAR)</u>	<u>PMSA RANK CODE (HG-PMSA)</u>	<u>FIPS MSA/ PMSA CODE (HG-MSAC)</u>	<u>MSA/PMSA TITLE</u>
049		6760	Richmond-Petersburg, VA MSA (Dinwiddie and Prince George counties and Colonial Heights, Hopewell, and Petersburg cities not in sample)
002	03	6780	Riverside-San Bernardino, CA PMSA
137		6800	Roanoke, VA MSA
038		6840	Rochester, NY MSA
117		6880	Rockford, IL MSA
031		6920	Sacramento, CA MSA
082		6960	Saginaw-Bay City-Midland, MI MSA
014	01	7040	St. Louis, FL PMSA (Illinois portion not identified)
127		7080	Salem, OR MSA
007	03	7090	Salem-Gloucester, MA PMSA
109		7120	Salinas-Seaside-Monterey, CA MSA
037		7160	Salt Lake City-Ogden, UT MSA
033		7240	San Antonio, TX MSA
019		7320	San Diego, CA MSA
005	02	7360	San Francisco, CA PMSA
005	03	7400	San Jose, CA PMSA
106		7480	Santa Barbara-Santa Maria-Lompoc, CA MSA
005	06	7485	Santa Cruz, CA PMSA
005	05	7500	Santa Rosa-Petaluma, CA PMSA
136		7510	Sarasota, FL MSA
135		7520	Savannah, GA MSA
051		7560	Scranton-Wilkes Barre, PA MSA (Monroe county not in sample)
018	01	7600	Seattle, WA PMSA
211		7610	Sharon, PA MSA
096		7680	Shreveport, LA MSA
226		7720	Sioux City, IA-NE MSA (Nebraska portion not in sample)
231		7760	Sioux Falls, SD MSA
132		7800	South Bend-Mishawaka, IN MSA
090		7840	Spokane, WA MSA
154		7880	Springfield, IL MSA
141		7920	Springfield, MO MSA
069		8000	Springfield, MA MSA
001	10	8040	Stamford, CT PMSA
089		8120	Stockton, CA MSA
054		8160	Syracuse, NY MSA
018	02	8200	Tacoma, WA PMSA
148		8240	Tallahassee, FL MSA
020		8280	Tampa-St. Petersburg-Clearwater, FL MSA
198		8320	Terre Haute, IN MSA
058		8400	Toledo, OH MSA
170		8440	Topeka, KS MSA (Central City portion only identified)
004	03	8480	Trenton, NJ PMSA
063		8520	Tucson, AZ MSA
052		8560	Tulsa, OK MSA
192		8600	Tuscaloosa, AL MSA
105		8680	Utica-Rome, NY MSA
005	04	8720	Vallejo-Fairfield-Napa, CA PMSA

<u>CMSA/ MSA RANK CODE (HG-MSAR)</u>	<u>PMSA RANK CODE (HG-PMSA)</u>	<u>FIPS MSA/ PMSA CODE (HG-MSAC)</u>	<u>MSA/PMSA TITLE</u>
026	02	8725	Vancouver, WA PMSA
123		8780	Visalia-Tulare-Porterville, CA MSA
161		8800	Waco, TX MSA
009		8840	Washington, DC-MD-VA MSA
147		8880	Waterbury, CT MSA
173		8920	Waterloo-Cedar Falls, IA MSA
053		8960	West Palm Beach-Boca Raton-Delray Beach, FL MSA
158		9000	Wheeling, WV-OH MSA (Ohio portion not identified)
079		9040	Wichita, KS MSA
225		9140	Williamsport, PA MSA
004	02	9160	Wilmington, DE-NJ-MD PMSA (New Jersey portion not identified, Maryland portion suppressed.)
004		9240	Worcester, MA MSA
087		9280	York, PA MSA
067		9320	Youngstown-Warren, OH MSA
242		9340	Yuba City, CA MSA

List 5: CMSA CODES (HG-CMSA)

<u>FIPS CODE</u> <u>(HG-CMSA)</u>	<u>CMSA TITLE</u>
07	Boston-Lawrence-Salem, MA-NH
10	Buffalo-Niagara Falls, NY
14	Chicago-Gary-Lake County, IL-IN-WI (Wisconsin portion not in sample)
21	Cincinnati-Hamilton, OH-KY-IN (Indiana portion not identified)
28	Cleveland-Akron-Lorain, OH
31	Dallas-Fort Worth, TX
34	Denver-Boulder, CO
35	Detroit-Ann Arbor, MI
41	Hartford-New Britain-Middletown, CT
42	Houston-Galveston-Brazoria, TX
47	Kansas City, MO-KS
56	Miami-Fort Lauderdale, FL
63	Milwaukee-Racine, WI
70	New York-Northern New Jersey-Long Island, NY-NJ-CT
77	Philadelphia-Wilmington-Trenton, PA-NJ-DE-MD (Maryland portion suppressed)
78	Pittsburgh-Beaver Valley, PA
79	Portland-Vancouver, OR-WA
80	Providence-Pawtucket-Fall River, RI-MA
91	Seattle-Tacoma, WA

APPENDIX F

Topcoding of Usual Hourly Earnings

This variable will be topcoded based on an individual's usual hours worked variable, if the individual's edited usual weekly earnings variable is \$999. The topcode is computed such

that the product of usual hours times usual hourly does not exceed an annualized wage of \$100,000 (\$1923.07 per week). Below is a list of the appropriate topcodes.

Hours	Topcode	Hours	Topcode
1	None	50	\$38.46
2	None	51	\$37.70
3	None	52	\$36.98
4	None	53	\$36.28
5	None	54	\$35.61
6	None	55	\$34.96
7	None	56	\$34.34
8	None	57	\$33.73
9	None	58	\$33.15
10	None	59	\$32.59
11	None	60	\$32.05
12	None	61	\$31.52
13	None	62	\$31.01
14	None	63	\$30.52
15	None	64	\$30.04
16	None	65	\$29.58
17	None	66	\$29.13
18	None	67	\$28.70
19	None	68	\$28.28
20	\$96.15	69	\$27.87
21	\$91.57	70	\$27.47
22	\$87.41	71	\$27.08
23	\$83.61	72	\$26.70
24	\$80.12	73	\$26.34
25	\$76.92	74	\$25.98
26	\$73.96	75	\$25.64
27	\$71.22	76	\$25.30
28	\$68.68	77	\$24.97
29	\$66.31	78	\$24.65
30	\$64.10	79	\$24.34
31	\$62.03	80	\$24.03
32	\$60.09	81	\$23.74
33	\$58.27	82	\$23.45
34	\$56.56	83	\$23.16
35	\$54.94	84	\$22.89
36	\$53.41	85	\$22.62
37	\$51.97	86	\$22.36
38	\$50.60	87	\$22.10
39	\$49.30	88	\$21.85
40	\$48.07	89	\$21.60
41	\$46.90	90	\$21.36
42	\$45.78	91	\$21.13
43	\$44.72	92	\$20.90
44	\$43.70	93	\$20.67
45	\$42.73	94	\$20.45
46	\$41.80	95	\$20.24
47	\$40.91	96	\$20.03
48	\$40.06	97	\$19.82
49	\$39.24	98	\$19.62
		99	\$19.42



APPENDIX G

Source and Accuracy Statement

SOURCE OF DATA

The data for this survey came from the March 1992 Current Population Survey (CPS), conducted by the Bureau of the Census. The March survey uses two sets of questions, the basic CPS and the supplements.

Basic CPS. The monthly CPS collects primarily labor force data about the civilian noninstitutional population. Interviewers ask questions concerning labor force participation about each member 15 years old and over in every sample household.

The present CPS sample was selected from the 1980 Decennial Census files with coverage in all 50 states and the District of Columbia. The sample is continually updated to account for new residential construction. It is located in 729 areas comprising 1,973 counties, independent cities, and minor civil divisions. About 60,000 occupied households are eligible for interview every month. Interviewers are unable to obtain interviews at about 2,600 of these units. The occupants of these units are not found at home after repeated calls or are unavailable for some other reason.

Since the introduction of the CPS, the Bureau of the Census has redesigned the CPS sample several times. These redesigns have improved the quality and reliability of the data and have satisfied changing data needs. The most recent changes were completely implemented in July 1985.

March supplement. In addition to the basic CPS questions, interviewers asked supplementary questions in March about money income received in the previous calendar year, educational attainment, household and family characteristics, marital status and geographical mobility.

To obtain more reliable data for the Hispanic population, the March CPS sample was increased by about 2,500 eligible housing units. These housing units were interviewed the previous November and contained at least one sample person of Hispanic origin. In addition, the sample included persons in the Armed Forces living off post or with their families on post.

Estimation procedure. This survey's estimation procedure inflates weighted sample results to independent estimates of the civilian noninstitutional population of the United States by age, sex, race and Hispanic/non-Hispanic categories. The independent estimates were based on statistics from decennial censuses of population; statistics on births, deaths, immigration, and emigration; and statistics on the size of the Armed Forces. The estimation procedure for the March supplement included a further

adjustment so husband and wife of a household received the same weight.

ACCURACY OF THE ESTIMATES

Since the CPS estimates come from a sample, they may differ from figures from a complete census using the same questionnaires, instructions, and enumerators. A sample survey estimate has two possible types of error: sampling and nonsampling. The accuracy of an estimate depends on both types of error, but the full extent of the nonsampling error is unknown. Consequently, one should be particularly careful when interpreting results based on a relatively small number of cases or on small differences between estimates.

Nonsampling variability. Several sources of nonsampling error include the following:

- o Inability to get information about all sample cases.
- o Definitional difficulties.
- o Differences in interpretation of questions.
- o Respondents' inability or unwillingness to provide correct information.
- o Respondents' inability to recall information.
- o Errors made in data collection, such as recording and coding data.
- o Errors made in processing the data.
- o Errors made in estimating values for missing data.
- o Failure to represent all units with the sample (undercoverage).

CPS undercoverage results from missed housing units and missed persons within sample households. Compared to the level of the 1980 Decennial Census, overall CPS undercoverage is about 7 percent. CPS undercoverage varies with age, sex, and race. Generally, undercoverage is larger for males than for females and larger for Blacks and other races combined than for Whites. As described previously, ratio estimation to independent age-sex-race-Hispanic population controls partially corrects for the bias due to undercoverage. However, biases exist in the estimates to the extent that missed persons in missed households or missed persons in interviewed households have different characteristics from those of interviewed persons in the same age-sex-race-Hispanic group. Furthermore, the independent population controls have not been adjusted for undercoverage in the 1980 census.

For additional information on nonsampling error including the possible impact on CPS data when known, refer to Statistical Policy Working Paper 3, An Error Profile: Employment as Measured by the Current Population Survey, Office of Federal Statistical Policy and Standards, U.S. Department of Commerce, 1978 and

Technical Paper 40, The Current Population Survey: Design and Methodology, Bureau of the Census, U.S. Department of Commerce.

Comparability of data. Data obtained from the CPS and other sources are not entirely comparable. This results from differences in interviewer training and experience and in differing survey processes. This is an example of nonsampling variability not reflected in the standard errors. Use caution when comparing results from different sources.

Caution should also be used when comparing data from this microdata file, which reflects 1980 census-based population controls, with microdata files from March 1980 and earlier years, which reflect 1970 census-based population controls. This change in population controls had relatively little impact on summary measures such as means, medians, and percentage distributions. It did have a significant impact on levels. For example, use of 1980 based population controls results in about a 2-percent increase in the civilian noninstitutional population and in the number of families and households. Thus, estimates of levels for data collected in 1981 and later years will differ from those for earlier years by more than what could be attributed to actual changes in the population. These differences could be disproportionately greater for certain subpopulation groups than for the total population.

Since no independent population control totals for persons of Hispanic origin were used before 1985, compare Hispanic estimates over time cautiously.

Note when using small estimates. Because of the large standard errors involved, summary measures probably do not reveal useful information when computed on a base smaller than 75,000.

Take care in the interpretation of small differences. Even a small amount of nonsampling error can cause a borderline difference to appear significant or not, thus distorting a seemingly valid hypothesis test.

Sampling variability. Sampling variability is variation that occurred by chance because a sample was surveyed rather than the entire population. Standard errors as calculated below are primarily measures of sampling variability, but they may include some nonsampling error.

Standard errors and their use. A number of approximations are required to derive, at a moderate cost, standard errors applicable to estimates from this data. Instead of providing an individual standard error for each estimate, generalized sets of standard errors are provided for various types of characteristics. Thus, the tables show levels of magnitude of standard errors rather than the precise standard errors.

The sample estimate and its standard error enable one to construct a confidence interval. A confidence interval is a range that would include the average result of all possible samples with a known probability. For example, if all possible samples were surveyed under essentially the same general conditions and the same sample design, and if an estimate and its standard error were calculated from each sample, then approximately 90 percent of the intervals from 1.645 standard errors below the estimate to 1.645 standard errors above the estimate would include the average result of all possible samples.

A particular confidence interval may or may not contain the average estimate derived from all possible samples. However, one can say with specified confidence that the interval includes the average estimate calculated from all possible samples.

Standard errors may be used to perform hypothesis testing. This is a procedure for distinguishing between population parameters using sample estimates. The most common type of hypothesis is that the population parameters are different. An example of this would be comparing the percentage of Whites with a college education to the percentage of Blacks with a college education.

Tests may be performed at various levels of significance. A significance level is the probability of concluding that the characteristics are different when, in fact, they are the same. For example, to conclude that two parameters are different at the 0.10 level of significance, the absolute value of the estimated difference between characteristics must be greater than or equal to 1.645 times the standard error of the difference.

The Census Bureau uses 90-percent confidence intervals and 0.10 levels of significance to determine statistical validity. Consult standard statistical texts for alternative criteria.

Standard errors of estimated numbers. There are two ways to compute the approximate standard error, s_x , of an estimated number. The first uses the formula

$$s_x = fs \tag{1}$$

where f is a factor from Table III, and s is the standard error of the estimate obtained by interpolation from Table I.A or II.A. The second method uses formula (2), from which the standard errors in Tables I.A and II.A were calculated. This formula will provide more accurate results than formula (1).

$$s_x = \sqrt{ax^2 + bx} \quad (2)$$

Here x is the size of the estimate and a and b are the parameters in Table IV associated with the particular type of characteristic. When calculating standard errors for numbers from cross-tabulations involving different characteristics, use the factor or set of parameters for the characteristic which will give the largest standard error.

Illustration

Suppose there are 8,419,000 high school graduates aged 20 to 24 years old. Use the appropriate parameters from Table IV and formula (2) to get

Number, x	8,419,000
a parameter	-0.000019
b parameter	2,468
Standard error	139,000
90% conf. int.	8,190,300 to 8,647,700

The standard error is calculated as

$$s_x = \sqrt{-0.000019 \times 8,419,000^2 + 2,468 \times 8,419,000} = 139,000$$

The 90-percent confidence interval is calculated as 8,419,000 \pm 1.645 \times 139,000.

A conclusion that the average estimate derived from all possible samples lies within a range computed in this way would be correct for roughly 90 percent of all possible samples.

The alternate calculation of the standard error, using formula (1), with f = 1.00 from Table III and s = 138,000 by interpolation from Table I.A is

$$s_x = 1.00 \times 138,000 = 138,000$$

Standard errors of estimated percentages. The reliability of an estimated percentage, computed using sample data for both numerator and denominator, depends on the size of the percentage and its base. Estimated percentages are relatively more reliable than the corresponding estimates of the numerators of the percentages, particularly if the percentages are 50 percent or more. When the numerator and denominator of the percentage are in different categories, use the factor or parameter from Tables III and IV indicated by the numerator.

The approximate standard error, $s_{x,p}$, of an estimated percentage can be obtained by use of the formula

$$s_{x,p} = fs \tag{3}$$

In this formula, f is the appropriate factor from Table III and s is the standard error of the estimate obtained by interpolation from Tables I.B.1 through I.B.9 or II.B.1 through II.B.5.

Alternatively, formula (4) will provide more accurate results:

$$s_{x,p} = \sqrt{\frac{b}{x} p(100 - p)} \tag{4}$$

Here x is the total number of persons, families, households, or unrelated individuals in the base of the percentage, p is the percentage ($0 \leq p \leq 100$), and b is the parameter in Table IV associated with the characteristic in the numerator of the percentage.

Illustration

Suppose that of the 8,419,000 high school graduates aged 24, 12 percent were Black. Use the appropriate parameter Table IV and formula (4) to get

Percentage, p	12.0
Base, x	8,419,000
b parameter	3,339
Standard error	0.6
90% conf. int.	11.0 to 13.0

The standard error is calculated as

$$s_{x,p} = \sqrt{\frac{3,339}{8,419,000} \times 12.0 \times 88.0} = 0.6$$

The 90-percent confidence interval for the percentage of high school graduates aged 20 to 24 who were Black is calculated as $12.0 \pm 1.645 \times 0.6$.

The alternate calculation of the standard error, using formula (3), with $f = 1.16$ from Table III and $s = 0.6$ by interpolation from Table I.B.I is

$$s_{x,p} = 1.16 \times 0.6 = 0.7$$

Standard error of a difference. The standard error of the difference between two sample estimates is approximately equal to

$$s_{x-y} = \sqrt{s_x^2 + s_y^2} \quad (5)$$

where s_x and s_y are the standard errors of the estimates, x and y . The estimates can be numbers, percentages, ratios, etc. This will represent the actual standard error quite accurately for the difference between estimates of the same characteristic in two different areas, or for the difference between separate and uncorrelated characteristics in the same area. However, if there is a high positive (negative) correlation between the two characteristics, the formula will overestimate (underestimate) the true standard error.

Illustration

Suppose 8,419,000 persons 25 to 29 years old and 8,228,000 persons 20 to 24 years old had completed four years of high school and no more. Use the appropriate parameters from Table IV and formulas (4) and (5) to get

	x	y	difference
Estimate	8,419,000	8,228,000	191,000
a parameter	-0.000019	-0.000019	-
b parameter	2,468	2,468	-
Standard error	139,000	138,000	196,000
90% conf. int.	8,190,300	8,001,000	-131,400
	to 8,647,700	to 8,455,000	to 513,400

The standard error of the difference is calculated as

$$s_{x-y} = \sqrt{139,000^2 + 138,000^2} = 196,000$$

The 90-percent confidence interval around the difference is calculated as $191,000 \pm 1.645 \times 196,000$. Since this interval contains zero, we cannot conclude, at the 10-percent significance level, that the number of persons who completed four years of high school and no more is different for 20 to 24 year olds and 25 to 29 year olds.

Standard error of a mean for grouped data. The formula used to estimate the standard error of a mean for grouped data is

$$s_{\bar{x}} = \sqrt{\frac{b}{Y} S^2} \quad (6)$$

In this formula, y is the size of the base of the distribution and b is a parameter from Table IV. The variance, S^2 , is given by the following formula:

$$S^2 = \sum_{i=1}^c p_i \bar{x}_i^2 - \bar{x}^2 \quad (7)$$

where \bar{x} , the mean of the distribution, is estimated by

$$\bar{x} = \sum_{i=1}^c p_i \bar{x}_i \quad (8)$$

c is the number of groups; i indicates a specific group, thus taking on values 1 through c .

p_i is the estimated proportion of households, families or persons whose values, for the characteristic (x -values) being considered, fall in group i .

\bar{x}_i is $(Z_{i-1} + Z_i)/2$ where Z_{i-1} and Z_i are the lower and upper

interval boundaries, respectively, for group i . \bar{x}_i is assumed

to be the most representative value for the characteristic for households, families, and unrelated individuals or persons in group i . Group c is open-ended, i.e., no upper interval boundary exists. For this group the approximate average value is

$$\bar{x}_c = \frac{3}{2} Z_{c-1} \quad (9)$$

Standard error of a ratio. Certain estimates may be calculated as the ratio of two numbers. The standard error of a ratio, x/y , may be computed using

$$s_{x/y} = \frac{x}{y} \sqrt{\left(\frac{s_x}{x}\right)^2 + \left(\frac{s_y}{y}\right)^2 - 2r \frac{s_x s_y}{xy}} \quad (10)$$

The standard error of the numerator, s_x , and that of the denominator, s_y , may be calculated using formulas described earlier. In formula (10), r represents the correlation between the numerator and the denominator of the estimate.

For one type of ratio, the denominator is a count of families or households and the numerator is a count of persons in those families or households with a certain characteristic. If there is at least one person with the characteristic in every family or household, use 0.7 as an estimate of r . An example of this type is the mean number of children per family with children.

For all other types of ratios, r is assumed to be zero. If r is actually positive (negative), then this procedure will provide an overestimate (underestimate) of the standard error of the ratio. Examples of this type are the mean number of children per family and the poverty rate.

NOTE: For estimates expressed as the ratio of x per 100 y or x per 1,000 y , multiply formula (10) by 100 or 1,000, respectively, to obtain the standard error.

Illustration

Suppose the ratio of male movers from abroad, x , to female movers from abroad, y , is 1.28. The standard error of this ratio is calculated as follows:

	x	y	ratio
Estimate	641,000	501,000	1.28
a parameter	-0.000035	-0.000035	-
b parameter	2,626	2,626	-
Standard error	41,000	36,000	0.12
90% conf. int.	573,600 to 708,400	441,800 to 560,200	1.08 to 1.48

Using formula (10) with $r = 0$, the estimate of the standard error is

$$s_{x/y} = \frac{641,000}{501,000} \sqrt{\left[\frac{41,000}{641,000}\right]^2 + \left[\frac{36,000}{501,000}\right]^2} = 0.12$$

Standard error of a median. The sampling variability of an estimated median depends on the form of the distribution and the

size of the base. One can approximate the reliability of an estimated median by determining a confidence interval about it. (See the section on sampling variability for a general discussion of confidence intervals.)

Estimate the 68-percent confidence limits of a median based on sample data using the following procedure.

1. Determine, using formula (4), the standard error of the estimate of 50 percent from the distribution.
2. Add to and subtract from 50 percent the standard error determined in step 1.
3. Using the distribution of the characteristic, determine upper and lower limits of the 68-percent confidence interval by calculating values corresponding to the two points established in step 2.

Use the following formula to calculate the upper and lower limits.

$$X_{pN} = \frac{pN - N_1}{N_2 - N_1} (A_2 - A_1) + A_1 \quad (11)$$

where

X_{pN} = estimated upper and lower bounds for the confidence interval ($0 \leq p \leq 1$). For purposes of calculating the confidence interval, p takes on the values determined in step 2. Note that X_{pN} estimates the median when $p = 0.50$.

N = for distribution of numbers: the total number of units (persons, households, etc.) for the characteristic in the distribution.

= for distribution of percentages: the value 1.0.

p = the values obtained in step 2.

A_1, A_2 = the lower and upper bounds, respectively, of the interval containing X_{pN} .

N_1, N_2 = for distribution of numbers: the estimated number of units (persons, households, etc.) with values of the characteristic greater than or equal to A_1 and A_2 , respectively.

= for distribution of percentages: the estimated percentage of units (persons, households, etc.) having values of

the characteristic greater than or equal to A_1 and A_2 , respectively.

4. Divide the difference between the two points determined in step 3 by two to obtain the standard error of the median.

Illustration

A recent report by the Bureau of the Census¹ shows the following distribution and median income for families in 1989.

Total	66,090
Under \$5,000	2,398
\$5,000 to \$9,999	4,141
\$10,000 to \$14,999	5,354
\$15,000 to \$19,999	5,565
\$20,000 to \$24,999	5,461
\$25,000 to \$29,999	5,576
\$30,000 to \$34,999	5,294
\$35,000 to \$39,999	4,959
\$40,000 to \$44,999	4,464
\$45,000 to \$49,999	3,689
\$50,000 to \$54,999	3,545
\$55,000 to \$59,999	2,595
\$60,000 to \$64,999	2,278
\$65,000 to \$69,999	1,839
\$70,000 to \$74,999	1,463
\$75,000 to \$79,999	1,251
\$80,000 to \$84,999	1,036
\$85,000 to \$89,999	774
\$90,000 to \$94,999	695
\$95,000 to \$99,999	518
\$100,000 and over	3,197
Median income	\$34,213

1. Using formula (4) with $b = 2,058$, the standard error of 50 percent on a base of 66,090,000 is about 0.3 percent.
2. To obtain a 68-percent confidence interval on an estimated median, add to and subtract from 50 percent the standard error found in step 1. This yields percent limits of 49.7 and 50.3.

¹U.S. Bureau of the Census, Current Population Reports, Series P-60, No. 168, Money Income and Poverty Status in the United States: 1989 (Advance Data From the March 1990 Current Population Survey) U.S. Government Printing Office, Washington, DC, 1990.

3. The lower and upper limits for the interval in which the median falls are \$30,000 and \$35,000, respectively.

Then, by addition, the estimated numbers of families with an income greater than or equal to \$30,000 and \$35,000 are 37,597,000 and 32,303,000, respectively.

Using formula (11), the upper limit for the confidence interval of the median is found to be about

$$\frac{0.497 \times 66,090,000 - 37,597,000}{32,303,000 - 37,597,000} (35,000 - 30,000) + 30,000 = 34,100$$

Similarly, the lower limit is found to be about

$$\frac{0.503 \times 66,090,000 - 37,597,000}{32,303,000 - 37,597,000} (35,000 - 30,000) + 30,000 = 34,500$$

Thus, a 68-percent confidence interval for the median income for families is from \$34,100 to \$34,500.

4. The standard error of the median is, therefore,

$$\frac{34,500 - 34,100}{2} = 200$$

Accuracy of state estimates. The redesign of the CPS following the 1980 census provided an opportunity to increase efficiency and accuracy of state data. All strata are now defined within state boundaries. The sample is allocated among the states to produce state and national estimates with the required accuracy while keeping total sample size to a minimum. Improved accuracy of state data has been achieved with about the same sample size as in the 1970 design.

Since the CPS is designed to produce both state and national estimates, the proportion of the total population sampled and the sampling rates differ among the states. In general, the smaller the population of the state the larger the sampling proportion. For example, in Vermont approximately 1 in every 300 households was sampled each month. In New York the sample was about 1 in every 1,600 households. Nevertheless, the size of the sample in New York is four times larger than in Vermont because New York has a larger population.

Computation of standard errors for state estimates. Standard errors for a state may be obtained by adjusting generalized standard errors given in the tables or by adjusting the a and b parameters and using the standard error equations described earlier.

Multiply the standard errors in Tables I.A, I.B.1 through I.B.9, II.A, and II.B.1 through II.B.5 by f for that state in Table V.

Multiply the a and b parameters in Table IV by f² from Table V to obtain state parameters.

Illustration

Suppose there were 11,200,000 persons 25 years old and over living in New York, 22.7 percent of whom had completed college. Interpolation in Table I.B.1 shows the standard error on 22.7 percent to be approximately 0.65. Table V shows the factor for New York to be 0.89. Thus, the standard error on the estimate of the percentage of persons 25 and older in New York state who had completed college is approximately $0.58 = 0.89 \times 0.65$.

To obtain state parameters for educational attainment in New York, multiply the parameters in Table IV by f² in Table V for the state of interest. For Educational Attainment for Total or White in New York this gives $a = -.000019 \times 0.80 = -0.000015$ and $b = 2,468 \times 0.80 = 1,974$.

Computation of a factor for groups of states. The factor adjusting standard errors for a group of states may be obtained by computing a weighted sum of the squared factors for the individual states in the group and taking the square root of the result. Depending on the combination of states, the resulting figure can be an overestimate.

The squared factor for a group of n states is given by

$$f^2 = \frac{\sum_{i=1}^n \text{POP}_i \times f_i^2}{\sum_{i=1}^n \text{POP}_i} \quad (12)$$

where POP_i is the state population and f_i^2 is obtained from Table V. The 1980 census population for each state is also given in Table V.

Illustration

Suppose a factor for the state group Illinois-Wisconsin-Michigan was required. The appropriate squared factor would be

$$f = \frac{9,153,000 \times 0.96 + 3,810,000 \times 1.11 + 7,241,000 \times 0.85}{9,153,000 + 3,810,000 + 7,241,000} = 0.95$$

Multiply the a and b parameters by f^2 , 0.90, to obtain parameters for the state group; multiply standard errors by f , 0.95, for standard errors for this state group.

Computation of standard errors for data for combined years.

Sometimes estimates for multiple years are combined to improve precision. For example, suppose \bar{x} is a mean derived from n

consecutive years' data, i.e., $\bar{x} = \sum_{i=1}^n x_i/n$ where the x_i are the estimates for the individual years.

Use the formulas described previously to estimate the standard error, s_{x_i} , of each year's estimate. Then the standard error of

\bar{x} , $s_{\bar{x}}$, is

$$s_{\bar{x}} = \frac{s_x}{n} \quad (13)$$

where

$$s_x = \sqrt{\sum_{i=1}^n s_{x_i}^2 + 2r \sum_{i=1}^{n-1} s_{x_i} s_{x_{i+1}}} \quad (14)$$

The correlation between consecutive years, r , is 0.35 for non-Hispanic households and 0.55 for Hispanic households. Correlation between nonconsecutive years is zero. The correlations were derived for income estimates but they can be used for other types of estimates where the year-to-year correlation between identical households is high.

Illustration

Suppose a mean for three consecutive years for some characteristic is 1,000,000 and the standard errors for the individual years are 67,000, 73,000, and 65,000.

Using formula (13), the standard error for the three years combined data is

$$\begin{aligned} s_x &= \sqrt{67,000^2 + 73,000^2 + 65,000^2 + 2 \times 0.35 \times 67,000 \times 73,000 + 2 \times 0.35 \times 73,000 \times 65,000} \\ &= 144,000 \end{aligned}$$

Therefore, the standard error of the mean, using formula (13), is

$$s_{\bar{x}} = 144,000/3 = 48,000$$

STANDARD ERRORS, PARAMETERS AND FACTORS

Index

I. Standard Errors for Persons

A. Estimated Numbers

Use the following table for the listed characteristics by Total or White, Black and other races and Hispanic Origin:

Table I.A. Standard Errors of Estimated Numbers of Persons for Selected Characteristics

- Educational Attainment
- Employment
- Persons Tabulated by Family Income
- Income
- Marital Status, Household, and Family Characteristics
- Mobility
Demographic Characteristics
U.S., County, State, Regional, or MSA
- Poverty
- Unemployment

B. Estimated Percentages

Use the following tables for standard errors of estimated percentages for characteristics of persons:

- Table I.B.1. Educational Attainment: Total or White
- Table I.B.2. Employment: All
- Table I.B.3. Tabulated by Family Income: Total or White
- Table I.B.4. Income: Total or White
- Table I.B.5. Marital Status, Household and Family Characteristics: Total or White
- Table I.B.6. Mobility: Demographic Characteristics: All
- Table I.B.7. Mobility: U.S., County, State, Regional, or MSA: All
- Table I.B.8. Poverty: All
- Table I.B.9. Unemployment: Total or White

II. Standard Errors for Families, Households, or Unrelated Individuals

A. Estimated Numbers

Use the following table for the listed characteristics by Total or White, Black and other races and Hispanic Origin:

Table II.A. Standard Errors of Estimated Numbers of Families, Households, or Unrelated Individuals for Selected Characteristics

- Employment
- Income
- Marital Status, Household, and Family Characteristics
- Poverty
- Unemployment

B. Estimated Percentages

Use the following tables for standard errors of estimated percentages for characteristics of families, households, or unrelated individuals:

- Table II.B.1. Employment: All
Table II.B.2. Income: Total or White
Table II.B.3. Marital Status, Household and Family Characteristics and Educational Attainment: Total or White
Table II.B.4. Poverty: All
Table II.B.5. Unemployment: Total or White

III. Factors and Parameters

- A. Table III. Factors to be Applied to Tables I.B.1 through I.B.9 and Tables II.B.1 through II.B.5.
B. Table IV. a and b Parameters for Standard Error Estimates for Persons and Families
C. Table V. Factors for State Standard Errors and Parameters and Populations

Table I.A. Standard Errors of Estimated Numbers of Persons for Selected Characteristics
March 1992

Size of Estimate (in thousands)

Characteristic	25	50	100	250	500	1000	2500	5000	10000	15000	25000	50000	100000	150000
Educational Attainment														
Total or White	8	11	16	25	35	49	78	109	151	181	223	275	238	(x)
Black & Other	9	13	18	29	40	56	83	106	106	12	(x)	(x)	(x)	(x)
Hispanic	9	13	18	29	40	55	80	94	40	(x)	(x)	(x)	(x)	(x)
Employment														
Total or White	8	11	16	25	35	50	78	109	151	182	224	277	242	(x)
Black & Other	8	11	16	25	35	48	72	92	95	39	(x)	(x)	(x)	(x)
Hispanic	8	11	16	25	34	48	70	85	62	(x)	(x)	(x)	(x)	(x)
Persons by Family Income														
Total or White	11	15	21	34	47	67	106	148	207	250	315	413	480	426
Black & Other	11	16	23	36	50	70	108	145	182	189	118	(x)	(x)	(x)
Hispanic	11	16	23	36	50	69	101	123	95	(x)	(x)	(x)	(x)	(x)
Income														
Total or White	8	11	15	24	34	47	75	105	146	177	222	292	340	301
Black & Other	8	11	16	25	36	50	77	103	129	134	83	(x)	(x)	(x)
Hispanic	8	11	16	25	35	49	71	87	67	(x)	(x)	(x)	(x)	(x)
Marital Status, Household and Family														
Total or White	11	15	22	35	49	69	109	153	213	257	322	417	467	364
Black & Other	13	19	26	41	58	81	124	165	201	198	(x)	(x)	(x)	(x)
Hispanic	13	18	26	41	57	79	117	142	109	(x)	(x)	(x)	(x)	(x)
Mobility														
Demography														
Total or White	8	11	16	26	36	51	80	111	151	178	209	209	(x)	(x)
Black & Other	8	11	16	26	36	51	80	111	151	178	209	209	(x)	(x)
Hispanic	8	11	16	25	35	49	72	88	68	(x)	(x)	(x)	(x)	(x)
US, County, St, Region or MSA														
Total or White	13	19	27	42	60	84	133	187	262	318	403	542	680	712
Black & Other	13	19	27	42	60	84	133	187	262	318	403	542	680	712
Hispanic	13	19	27	42	58	81	119	145	111	(x)	(x)	(x)	(x)	(x)
Poverty														
Total or White	15	22	31	49	69	97	153	216	302	366	463	619	762	770
Black & Other	15	22	31	49	68	96	147	199	250	264	189	(x)	(x)	(x)
Hispanic	15	22	31	48	67	93	137	167	128	(x)	(x)	(x)	(x)	(x)
Unemployment														
Total or White	8	11	15	24	34	48	76	106	148	177	218	270	236	(x)
Black & Other	8	12	16	26	36	50	76	97	102	57	(x)	(x)	(x)	(x)
Hispanic	8	12	16	26	36	50	73	89	68	(x)	(x)	(x)	(x)	(x)

NOTE: Multiply these standard errors by 1.5 when tabulating by nonmetropolitan. When the characteristic of interest is total state population, the standard error is 0.0.

x Not applicable.

Table I.B.1 Standard Errors of Estimated Percentages for Persons Educational Attainment: March 1992 Total or White						
Base of Percentage (thousands)	1 or 99	2 or 98	5 or 95	10 or 90	25 or 75	50
25	3.1	4.4	6.8	9.4	13.6	15.7
50	2.2	3.1	4.8	6.7	9.6	11.1
100	1.6	2.2	3.4	4.7	6.8	7.9
250	1.0	1.4	2.2	3.0	4.3	5.0
500	0.7	1.0	1.5	2.1	3.0	3.5
1,000	0.5	0.7	1.1	1.5	2.2	2.5
2,500	0.3	0.4	0.7	0.9	1.4	1.6
5,000	0.2	0.3	0.5	0.7	1.0	1.1
10,000	0.16	0.2	0.3	0.5	0.7	0.8
25,000	0.10	0.14	0.2	0.3	0.4	0.5
50,000	0.07	0.10	0.2	0.2	0.3	0.4
100,000	0.05	0.07	0.11	0.1	0.2	0.2

NOTE: Multiply these standard errors by 1.5 when tabulating by nonmetropolitan. See Table III for factors to be applied to these standard errors for Black and Other Races and Hispanic Origin.

Table I.B.2 Standard Errors of Estimated Percentages for Persons Employment: March 1992 Total or White						
Base of Percentage (thousands)	1 or 99	2 or 98	5 or 95	10 or 90	25 or 75	50
25	3.1	4.4	6.9	9.5	13.7	15.8
50	2.2	3.1	4.9	6.7	9.7	11.1
100	1.6	2.2	3.4	4.7	6.8	7.9
250	1.0	1.4	2.2	3.0	4.3	5.0
500	0.7	1.0	1.5	2.1	3.1	3.5
1,000	0.5	0.7	1.1	1.5	2.2	2.5
2,500	0.3	0.4	0.7	0.9	1.4	1.6
5,000	0.2	0.3	0.5	0.7	1.0	1.1
10,000	0.2	0.2	0.3	0.5	0.7	0.8
25,000	0.10	0.14	0.2	0.3	0.4	0.5
50,000	0.07	0.10	0.2	0.2	0.3	0.4
100,000	0.05	0.07	0.11	0.1	0.2	0.2

NOTE: Multiply these standard errors by 1.5 when tabulating by nonmetropolitan. See Table III for factors to be applied to these standard errors for Black and Other Races and Hispanic Origin.

Table I.B.3 Standard Errors of Estimated Percentages for Persons Tabulated by Family Income: March 1992 Total or White						
Base of Percentage (thousands)	1 or 99	2 or 98	5 or 95	10 or 90	25 or 75	50
25	4.2	5.9	9.3	12.7	18.4	21.2
50	3.0	4.2	6.5	9.0	13.0	15.0
100	2.1	3.0	4.6	6.4	9.2	10.6
250	1.3	1.9	2.9	4.0	5.8	6.7
500	0.9	1.3	2.1	2.8	4.1	4.7
1,000	0.7	0.9	1.5	2.0	2.9	3.4
2,500	0.4	0.6	0.9	1.3	1.8	2.1
5,000	0.3	0.4	0.7	0.9	1.3	1.5
10,000	0.2	0.3	0.5	0.6	0.9	1.1
25,000	0.13	0.2	0.3	0.4	0.6	0.7
50,000	0.09	0.13	0.2	0.3	0.4	0.5
100,000	0.07	0.09	0.2	0.2	0.3	0.3

NOTE: Multiply these standard errors by 1.5 when tabulating by nonmetropolitan. See Table III for factors to be applied to these standard errors for Black and Other Races and Hispanic Origin.

Table I.B.4 Standard Errors of Estimated Percentages for Persons Income: March 1992 Total or White						
Base of Percentage (thousands)	1 or 99	2 or 98	5 or 95	10 or 90	25 or 75	50
25	3.0	4.2	6.5	9.0	13.0	15.0
50	2.1	3.0	4.6	6.4	9.2	10.6
100	1.5	2.1	3.3	4.5	6.5	7.5
250	0.9	1.3	2.1	2.8	4.1	4.7
500	0.7	0.9	1.5	2.0	2.9	3.4
1,000	0.5	0.7	1.0	1.4	2.1	2.4
2,500	0.3	0.4	0.7	0.9	1.3	1.5
5,000	0.2	0.3	0.5	0.6	0.9	1.1
10,000	0.14	0.2	0.3	0.5	0.7	0.8
25,000	0.09	0.13	0.2	0.3	0.4	0.5
50,000	0.07	0.09	0.2	0.2	0.3	0.3
100,000	0.05	0.07	0.10	0.14	0.2	0.2

NOTE: Multiply these standard errors by 1.5 when tabulating by nonmetropolitan. See Table III for factors to be applied to these standard errors for Black and Other Races and Hispanic Origin.

**Table I.B.5 Standard Errors of Estimated Percentages
for Persons
Marital Status, Household & Family Characteristics:
March 1992 Total or White**

Base of Percentage (thousands)	1 or 99	2 or 98	5 or 95	10 or 90	25 or 75	50
25	4.4	6.1	9.5	13.1	18.9	21.9
50	3.1	4.3	6.7	9.3	13.4	15.5
100	2.2	3.1	4.8	6.6	9.5	10.9
250	1.4	1.9	3.0	4.2	6.0	6.9
500	1.0	1.4	2.1	2.9	4.2	4.9
1,000	0.7	1.0	1.5	2.1	3.0	3.5
2,500	0.4	0.6	1.0	1.3	1.9	2.2
5,000	0.3	0.4	0.7	0.9	1.3	1.5
10,000	0.2	0.3	0.5	0.7	0.9	1.1
25,000	0.14	0.2	0.3	0.4	0.6	0.7
50,000	0.10	0.14	0.2	0.3	0.4	0.5
100,000	0.07	0.10	0.2	0.2	0.3	0.3

NOTE: Multiply these standard errors by 1.5 when tabulating by nonmetropolitan. See Table III for factors to be applied to these standard errors for Black and Other Races and Hispanic Origin.

**Table I.B.6 Standard Errors of Estimated Percentages
for Persons
Mobility: Demographic Characteristics: March 1992
All**

Base of Percentage (thousands)	1 or 99	2 or 98	5 or 95	10 or 90	25 or 75	50
25	3.2	4.5	7.1	9.7	14.0	16.2
50	2.3	3.2	5.0	6.9	9.9	11.5
100	1.6	2.3	3.5	4.9	7.0	8.1
250	1.0	1.4	2.2	3.1	4.4	5.1
500	0.7	1.0	1.6	2.2	3.1	3.6
1,000	0.5	0.7	1.1	1.5	2.2	2.6
2,500	0.3	0.5	0.7	1.0	1.4	1.6
5,000	0.2	0.3	0.5	0.7	1.0	1.1
10,000	0.2	0.2	0.4	0.5	0.7	0.8
25,000	0.10	0.14	0.2	0.3	0.4	0.5
50,000	0.07	0.10	0.2	0.2	0.3	0.4
100,000	0.05	0.07	0.11	0.2	0.2	0.3

NOTE: Multiply these standard errors by 1.5 when tabulating by nonmetropolitan. See Table III for factors to be applied to these standard errors for Black and Other Races and Hispanic Origin.

Table I.B.7 Standard Errors of Estimated Percentages for Persons Mobility: U.S., County, State, Region or MSA: March 1992 All						
Base of Percentage (thousands)	1 or 99	2 or 98	5 or 95	10 or 90	25 or 75	50
25	5.3	7.5	11.6	16.0	23.1	26.7
50	3.8	5.3	8.2	11.3	16.4	18.9
100	2.7	3.7	5.8	8.0	11.6	13.4
250	1.7	2.4	3.7	5.1	7.3	8.4
500	1.2	1.7	2.6	3.6	5.2	6.0
1,000	0.8	1.2	1.8	2.5	3.7	4.2
2,500	0.5	0.7	1.2	1.6	2.3	2.7
5,000	0.4	0.5	0.8	1.1	1.6	1.9
10,000	0.3	0.4	0.6	0.8	1.2	1.3
25,000	0.2	0.2	0.4	0.5	0.7	0.8
50,000	0.12	0.2	0.3	0.4	0.5	0.6
100,000	0.08	0.12	0.2	0.3	0.4	0.4

NOTE: Multiply these standard errors by 1.5 when tabulating by nonmetropolitan. See Table III for factors to be applied to these standard errors for Black and Other Races and Hispanic Origin.

Table I.B.8 Standard Errors of Estimated Percentages for Persons Poverty: March 1992 All						
Base of Percentage (thousands)	1 or 99	2 or 98	5 or 95	10 or 90	25 or 75	50
25	6.1	8.6	13.4	18.5	26.7	30.8
50	4.3	6.1	9.5	13.1	18.9	21.8
100	3.1	4.3	6.7	9.2	13.3	15.4
250	1.9	2.7	4.2	5.8	8.4	9.7
500	1.4	1.9	3.0	4.1	6.0	6.9
1,000	1.0	1.4	2.1	2.9	4.2	4.9
2,500	0.6	0.9	1.3	1.8	2.7	3.1
5,000	0.4	0.6	1.0	1.3	1.9	2.2
10,000	0.3	0.4	0.7	0.9	1.3	1.5
25,000	0.2	0.3	0.4	0.6	0.8	1.0
50,000	0.14	0.2	0.3	0.4	0.6	0.7
100,000	0.10	0.14	0.2	0.3	0.4	0.5

NOTE: Multiply these standard errors by 1.5 when tabulating by nonmetropolitan. See Table III for factors to be applied to these standard errors for Black and Other Races and Hispanic Origin.

Table I.B.9 Standard Errors of Estimated Percentages
for Persons
Unemployment: March 1992
Total or White

Base of Percentage (thousands)	1 or 99	2 or 98	5 or 95	10 or 90	25 or 75	50
25	3.1	4.3	6.7	9.2	13.3	15.4
50	2.2	3.0	4.7	6.5	9.4	10.9
100	1.5	2.1	3.3	4.6	6.6	7.7
250	1.0	1.4	2.1	2.9	4.2	4.9
500	0.7	1.0	1.5	2.1	3.0	3.4
1,000	0.5	0.7	1.1	1.5	2.1	2.4
2,500	0.3	0.4	0.7	0.9	1.3	1.5
5,000	0.2	0.3	0.5	0.7	0.9	1.1
10,000	0.2	0.2	0.3	0.5	0.7	0.8
25,000	0.10	0.14	0.2	0.3	0.4	0.5
50,000	0.07	0.10	0.2	0.2	0.3	0.3
100,000	0.05	0.07	0.11	0.2	0.2	0.2

NOTE: Multiply these standard errors by 1.5 when tabulating by nonmetropolitan. See Table III for factors to be applied to these standard errors for Black and Other Races and Hispanic Origin.

Table II.A. Standard Errors of Estimated Numbers of Families, Households, or Unrelated Individuals for Selected Characteristics
March 1992
Size of Estimate (in thousands)

Characteristic	25	50	100	250	500	1000	2500	5000	10000	15000	25000	50000	100000	150000
Employment														
Tot or White	7	10	15	23	33	46	72	100	136	160	187	180	(x)	(x)
Black	7	10	15	23	32	43	61	64	(x)	(x)	(x)	(x)	(x)	(x)
Hispanic	7	10	15	23	32	44	65	79	57	(x)	(x)	(x)	(x)	(x)
Income														
Tot or White	7	10	14	23	32	45	71	100	139	168	210	270	293	197
Black	7	11	15	24	33	46	70	93	109	99	(x)	(x)	(x)	(x)
Hispanic	7	11	15	23	33	45	67	81	63	(x)	(x)	(x)	(x)	(x)
Marital Stat, Household & Family	7	10	14	22	31	43	68	96	134	161	201	260	283	193
Tot or White	7	9	13	21	29	41	62	82	100	99	(x)	(x)	(x)	(x)
Black	7	9	13	20	29	40	58	71	54	(x)	(x)	(x)	(x)	(x)
Hispanic														
Poverty	7	11	15	24	34	48	79	116	178	233	336	583	1,065	1,544
Tot or White	7	11	15	24	34	48	79	116	178	233	336	583	1,065	1,544
Black	7	11	15	24	34	49	82	126	202	274	414	758	1,440	2,121
Hispanic														
Unemployment	8	11	15	24	34	48	76	106	148	177	218	270	236	(x)
Tot or White	8	12	16	26	36	50	76	97	102	57	(x)	(x)	(x)	(x)
Black	8	12	16	26	36	50	73	89	68	(x)	(x)	(x)	(x)	(x)
Hispanic														

NOTE: Multiply these standard errors by 1.5 when tabulating by nonmetropolitan.

x Not applicable.

Table II.B.1 Standard Errors of Estimated Percentages for Families, Households, or Unrelated Individuals Employment: March 1992
All

Base of Percentage (thousands)	1 or 99	2 or 98	5 or 95	10 or 90	25 or 75	50
25	2.9	4.1	6.4	8.8	12.7	14.7
50	2.1	2.9	4.5	6.2	9.0	10.4
100	1.5	2.1	3.2	4.4	6.3	7.3
250	0.9	1.3	2.0	2.8	4.0	4.6
500	0.7	0.9	1.4	2.0	2.8	3.3
1,000	0.5	0.6	1.0	1.4	2.0	2.3
2,500	0.3	0.4	0.6	0.9	1.3	1.5
5,000	0.2	0.3	0.5	0.6	0.9	1.0
10,000	0.2	0.2	0.3	0.4	0.6	0.7
25,000	0.09	0.13	0.2	0.3	0.4	0.5
50,000	0.07	0.09	0.14	0.2	0.3	0.3
100,000	0.05	0.06	0.10	0.14	0.2	0.2

NOTE: Multiply these standard errors by 1.5 when tabulating by nonmetropolitan. See Table III for factors to be applied to these standard errors for Black and Other Races and Hispanic Origin.

**Table II.B.2 Standard Errors of Estimated Percentages for Families, Households, or Unrelated Individuals Income: March 1992
Total or White**

Base of Percentage (thousands)	1 or 99	2 or 98	5 or 95	10 or 90	25 or 75	50
25	2.9	4.0	6.3	8.6	12.4	14.3
50	2.0	2.8	4.4	6.1	8.8	10.1
100	1.4	2.0	3.1	4.3	6.2	7.2
250	0.9	1.3	2.0	2.7	3.9	4.5
500	0.6	0.9	1.4	1.9	2.8	3.2
1,000	0.5	0.6	1.0	1.4	2.0	2.3
2,500	0.3	0.4	0.6	0.9	1.2	1.4
5,000	0.2	0.3	0.4	0.6	0.9	1.0
10,000	0.14	0.2	0.3	0.4	0.6	0.7
25,000	0.09	0.13	0.2	0.3	0.4	0.5
50,000	0.06	0.09	0.14	0.2	0.3	0.3
100,000	0.05	0.06	0.10	0.14	0.2	0.2

NOTE: Multiply these standard errors by 1.5 when tabulating by nonmetropolitan. See Table III for factors to be applied to these standard errors for Black and Other Races and Hispanic Origin.

**Table II.B.3 Standard Errors of Estimated Percentages for Families, Households, or Unrelated Individuals Marital Status, Household, & Family Characteristics & Educational Attainment: March 1992
Total or White**

Base of Percentage (thousands)	1 or 99	2 or 98	5 or 95	10 or 90	25 or 75	50
25	2.7	3.9	6.0	8.3	11.9	13.8
50	1.9	2.7	4.2	5.8	8.4	9.7
100	1.4	1.9	3.0	4.1	6.0	6.9
250	0.9	1.2	1.9	2.6	3.8	4.4
500	0.6	0.9	1.3	1.8	2.7	3.1
1,000	0.4	0.6	0.9	1.3	1.9	2.2
2,500	0.3	0.4	0.6	0.8	1.2	1.4
5,000	0.2	0.3	0.4	0.6	0.8	1.0
10,000	0.14	0.2	0.3	0.4	0.6	0.7
25,000	0.09	0.12	0.2	0.3	0.4	0.4
50,000	0.06	0.09	0.13	0.2	0.3	0.3
100,000	0.04	0.06	0.09	0.13	0.2	0.2

NOTE: Multiply these standard errors by 1.5 when tabulating by nonmetropolitan. See Table III for factors to be applied to these standard errors for Black and Other Races and Hispanic Origin.

Table II.B.4 Standard Errors of Estimated Percentages for Families, Households, or Unrelated Individuals Poverty: March 1992
All

Base of Percentage (thousands)	1 or 99	2 or 98	5 or 95	10 or 90	25 or 75	50
25	3.0	4.2	6.5	9.0	13.0	15.0
50	2.1	3.0	4.6	6.4	9.2	10.6
100	1.5	2.1	3.3	4.5	6.5	7.5
250	0.9	1.3	2.1	2.8	4.1	4.7
500	0.7	0.9	1.5	2.0	2.9	3.3
1,000	0.5	0.7	1.0	1.4	2.1	2.4
2,500	0.3	0.4	0.7	0.9	1.3	1.5
5,000	0.2	0.3	0.5	0.6	0.9	1.1
10,000	0.2	0.2	0.3	0.4	0.6	0.7
25,000	0.09	0.13	0.2	0.3	0.4	0.5
50,000	0.07	0.09	0.2	0.2	0.3	0.3
100,000	0.05	0.07	0.10	0.14	0.2	0.2

NOTE: Multiply these standard errors by 1.5 when tabulating by nonmetropolitan. See Table III for factors to be applied to these standard errors for Black and Other Races and Hispanic Origin.

Table II.B.5 Standard Errors of Estimated Percentages for Families, Households, or Unrelated Individuals Unemployment: March 1992
Total or White

Base of Percentage (thousands)	1 or 99	2 or 98	5 or 95	10 or 90	25 or 75	50
25	3.1	4.3	6.7	9.2	13.3	15.4
50	2.2	3.0	4.7	6.5	9.4	10.9
100	1.5	2.1	3.3	4.6	6.6	7.7
250	1.0	1.4	2.1	2.9	4.2	4.9
500	0.7	1.0	1.5	2.1	3.0	3.4
1,000	0.5	0.7	1.1	1.5	2.1	2.4
2,500	0.3	0.4	0.7	0.9	1.3	1.5
5,000	0.2	0.3	0.5	0.7	0.9	1.1
10,000	0.2	0.2	0.3	0.5	0.7	0.8
25,000	0.10	0.14	0.2	0.3	0.4	0.5
50,000	0.07	0.10	0.2	0.2	0.3	0.3
100,000	0.05	0.07	0.11	0.2	0.2	0.2

NOTE: Multiply these standard errors by 1.5 when tabulating by nonmetropolitan. See Table III for factors to be applied to these standard errors for Black and Other Races and Hispanic Origin.

Table III. Factors to be Applied to Tables I.B.1 through I.B.9 and II.B.1 through II.B.5			
Characteristic	Factors		
	Total or White	Black and Other Races	Hispanic Origin
PERSONS			
Educational Attainment	1.00	1.16	1.16
Employment	1.00	1.00	1.00
Persons by Family Income	1.00	1.07	1.07
Income	1.00	1.07	1.07
Marital Status, Household and Family Characteristics	1.00	1.20	1.20
Mobility			
Demographic Char.	1.00	1.00	1.00
US, Co, St, Region or MSA	1.00	1.00	1.00
Poverty	1.00	1.00	1.00
Unemployment	1.00	1.07	1.07
FAMILIES, HOUSEHOLDS, OR UNRELATED INDIVIDUALS			
Employment	1.00	1.00	1.00
Income	1.00	1.04	1.04
Marital Status, Household and Family Characteristics	1.00	0.95	0.95
Poverty	1.00	1.00	1.00
Unemployment	1.00	1.07	1.07

NOTE: When the characteristic of interest is the total state population, the factor is zero.

Table IV. a and b Parameters for Standard Error Estimates for Persons and Families March 1992						
Characteristic	Total or White		Black		Hispanic	
	a	b	a	b	a	b
PERSONS						
Educational Attainment	-0.000019	2,468	-0.000222	3,339	-0.000318	3,339
Employment Characteristics	-0.000019	2,485	-0.000159	2,485	-0.000210	2,485
Persons by Family Income	-0.000022	4,508	-0.000184	5,154	-0.000426	5,154
Income	-0.000011	2,254	-0.000092	2,577	-0.000213	2,577
Marital Status, Household & Family Characteristics	-0.000026	4,785	-0.000283	6,864	-0.000567	6,864
Mobility Characteristics						
Demographic	-0.000035	2,626	-0.000035	2,626	-0.000217	2,626
US, County, State, Region or MSA	-0.000025	7,130	-0.000025	7,130	-0.000589	7,130
Poverty	-0.000037	9,501	-0.000323	9,501	-0.000785	9,501
Unemployment	-0.000018	2,357	-0.000166	2,708	-0.000224	2,708
FAMILIES, HOUSEHOLDS, OR UNRELATED INDIVIDUALS						
Employment Characteristics	-0.000030	2,150	-0.000264	2,150	-0.000182	2,150
Income	-0.000012	2,058	-0.000106	2,243	-0.000185	2,243
Marital Status, Household & Family, Educational Attainment, Population by Age or Sex	-0.000011	1,899	-0.000071	1,716	-0.000142	1,716
Poverty	0.000091	2,243	0.000091	2,243	0.000185	2,243
Unemployment	-0.000018	2,357	-0.000166	2,708	-0.000224	2,708

NOTE: Multiply a and b parameters by 1.5 when tabulating nonmetropolitan. If the characteristic of interest is total state population, not subtotaled by race or ethnic origin, the a and b parameters are zero.

Table V. Factors for State Standard Errors and Parameters and State Populations
March 1992

State	f	f ²	Population
Alabama	1.07	1.15	3,202,000
Alaska	0.36	0.13	383,000
Arizona	1.03	1.06	2,719,000
Arkansas	0.81	0.66	1,867,000
California	1.12	1.25	22,439,000
Colorado	1.03	1.06	2,581,000
Connecticut	1.10	1.20	2,604,000
Delaware	0.48	0.23	531,000
District of Columbia	0.48	0.23	483,000
Florida	0.95	0.90	10,258,000
Georgia	1.33	1.78	4,940,000
Hawaii	0.59	0.35	866,000
Idaho	0.51	0.26	758,000
Illinois	0.96	0.93	9,153,000
Indiana	1.30	1.70	4,381,000
Iowa	0.87	0.76	2,245,000
Kansas	0.81	0.66	1,952,000
Kentucky	1.03	1.06	2,929,000
Louisiana	1.14	1.29	3,302,000
Maine	0.61	0.37	969,000
Maryland	1.23	1.52	3,716,000
Massachusetts	0.70	0.49	4,794,000
Michigan	0.85	0.73	7,241,000
Minnesota	1.14	1.31	3,395,000
Mississippi	0.81	0.66	1,981,000
Missouri	1.25	1.57	4,064,000
Montana	0.47	0.22	622,000
Nebraska	0.64	0.41	1,253,000
Nevada	0.60	0.36	874,000
New Hampshire	0.64	0.41	873,000
New Jersey	0.78	0.61	6,210,000
New Mexico	0.64	0.41	1,142,000
New York	0.89	0.80	14,294,000
North Carolina	0.70	0.49	5,212,000
North Dakota	0.40	0.16	507,000
Ohio	0.91	0.83	8,557,000
Oklahoma	0.94	0.88	2,506,000
Oregon	0.97	0.95	2,233,000
Pennsylvania	0.95	0.90	9,678,000
Rhode Island	0.59	0.35	805,000
South Carolina	0.90	0.81	2,719,000
South Dakota	0.40	0.16	548,000
Tennessee	1.13	1.28	3,903,000
Texas	1.12	1.26	12,792,000
Utah	0.68	0.46	1,160,000
Vermont	0.45	0.20	449,000
Virginia	1.18	1.39	4,859,000
Washington	1.17	1.37	3,729,000
West Virginia	0.72	0.52	1,479,000
Wisconsin	1.11	1.23	3,810,000
Wyoming	0.42	0.18	359,000



APPENDIX H

User Notes

This section will contain information relevant to the Current Population Survey, March 1992 file that becomes available after the file is released. The cover letter to the updated information should be filed behind this page.

User Notes will be sent to all users who (1) purchased their file (or technical documentation) from the Census Bureau and (2) returned the coupon on the following page.



UPDATE INFORMATION

Additional information concerning this file
may be available at a later date. If you wish to

receive the documentation supplements, please
fill out the following coupon and mail to:

Data User Services Division
Data Access and Use Staff
Bureau of the Census
Washington, DC 20233

* * * * *

Name of File: **Current Population Survey, March 1992**

Please send me any information which might become available later concerning the file listed.

Name:

Address:

Phone:





CURRENT POPULATION SURVEY, MARCH 1992

USER NOTE 2

Abstract Correction—Please replace the Abstract chapter with the attached revised copy. The number of logical records has been corrected.

File Correction—There are nine person records on the 1992 Annual Demographic File without supplement weights, marsupwt = 0. All of these person records are adult women in the armed forces with no spouse present. Four of these persons records are the first person record in the household. Users can add weights to the appropriate records on their data files by using the following list:

	ph-seq (char. 2:6)	pppos (char. 7:8)	marsupwt (char. 66:73)
1)	10763	41	00153679
2)	14745	42	00112400
3)	36087	41	00218012
4)	43573	42	00172109
5)	44975	43	00077196
6)	52370	42	00154929
7)	53409	41	00265811
8)	54739	42	00101413
9)	64130	41	00031000

December 1992

ABSTRACT

Current Population Survey, March 1992 [machine-readable data file] / conducted by the Bureau of the Census for the Bureau of Labor Statistics. Washington: Bureau of the Census [producer and distributor], 1992.

Type of File

Microdata; unit of observation is individuals, families, and households.

Universe Description

The universe is the civilian noninstitutional population of the United States living in housing units and members of the Armed Forces living in civilian housing units on a military base or in a household not on a military base. A probability sample is used in selecting housing units.

Subject-Matter Description

This file, also known as the Annual Demographic File, provides the usual monthly labor force data, but in addition, provides supplemental data on work experience, income, noncash benefits, and migration. Comprehensive work experience information is given on the employment status, occupation, and industry of persons 15 years old and over. Additional data for persons 15 years old and older are available concerning weeks worked and hours per week worked, reason not working full time, total income and income components, and residence on March 1, 1991. Data on employment and income refer to the preceding year, although demographic data refer to the time of the survey.

This file also contains data covering nine non-cash income sources: food stamps, school lunch program, employer-provided group health insurance plan, employer-provided pension plan, personal health insurance, Medicaid, Medicare, CHAMPUS or military health care, and energy assistance.

Characteristics such as age, sex, race, household relationship, and Hispanic origin are shown for each person in the household enumerated.

Geographic Coverage

State of residence is uniquely identified as well as census geographic division and region. The 113 largest metropolitan statistical areas (CMSA's or MSA's), an additional 89 selected MSA's, 66 selected PMSA's, and 30 central cities in multi-central

city MSA's or PMSA's are also uniquely identified.¹ Within confidentiality restrictions, indicators are provided for MSA-PMSA/non-MSA-PMSA, central city/noncentral city, farm/nonfarm, and MSA/CMSA size.

Technical Description

File Structure: Hierarchical.

File Size: 295,884 logical records; record size is 704 characters.

File Sort Sequence: Census state code (MSTSTATE), then MSA/PMSA rank code

Reference Material

Current Population Survey, March 1992 Technical Documentation. The documentation includes this abstract, pertinent information about the file, a glossary, code lists, and a data dictionary. One copy accompanies each file order. When ordered separately, it is available for \$10 from Data User Services Division, Customer Services, Bureau of the Census, Washington, DC 20233.

Related Printed Reports

Data from the March Current Population Survey are published most frequently in the Current Population Reports P-20 and P-60 series. These reports are available from the Superintendent of Documents, U.S. Government Printing Office, Washington, DC 20402. Forthcoming reports will be cited in *Census and You*, CENDATA™, the *Monthly Product Announcement (MPA)*, and the *Bureau of the Census Catalog and Guide*.

Related Machine-Readable Data Files

A public use edition of the Current Population Survey, March file is available for 1976, 1978, and 1979. For 1980, 1984, and 1988 two March files are available for each year. The first March 1980 file contains estimates based on 1970 population counts and should be used for historical comparisons ending in 1980. The reweighted March 1980 file

1. MSA's = Metropolitan Statistical Areas; CMSA's = Consolidated Metropolitan Statistical Areas; PMSA's = Primary Metropolitan Statistical Areas.

contains estimates based on results of the 1980 census and should be used for comparisons between 1981 and 1984.

In 1984, the Bureau of the Census introduced a step into the March second stage weighting procedure to control individual weights to independent estimates of the Hispanic population. Since this introduction caused a major disruption in the Hispanic estimates from March two data files were created. The first file, without the Hispanic controls should be used for comparing estimates for years prior to 1984 and the second file should be used for comparison with 1985 and later files.

From March 1989 forward, data on the Annual Demographic File are processed using the rewrite system. The rewrite system includes revised procedures to match supplement records to basic CPS records; revised weighting procedures; revised demographic and family edits; revised imputation procedures; and more income detail on the file.

For March 1988 there are two files, the regular Annual Demographic File and the Annual Demographic Rewrite File. The rewrite file has been prepared to allow historical comparison of data from the rewrite processing system implemented between 1988 and 1989. It is recommended that the rewrite file be used when comparing data collected from the March Annual Demographic Supplement from 1988 forward. Use the regular file, released in 1988, when comparing data from 1988 and prior years.

This is not to say, however, that comparisons cannot be made between years before and after 1988. When such analyses are done, for example between 1986 through 1989, data users must consider that similarities or differences between the data may be caused or effected by the rewritten system. Thus, comparing estimates from the 1988 rewrite files and the 1988 regular file will reveal the extent of any differences caused by the processing system changes though not the specific change. The magnitude of the difference can then be applied to the estimates from 1986 - 1987 to reveal whether any real differences exist. There were several revisions made to the processing programs; therefore, it is difficult to determine which specific revision effected the differences or similarities in the data.

Some non-March data also are available from 1968 to present. For more information, request the *Data Developments* on the Current Population Survey from Data User Services Division, Customer Services, Bureau of the Census, Washington, DC 20233.

File Availability

The files may be ordered from Data User Services Division, Customer Services, using the order form on the following page. They are available on 9-track tape reel (ASCII or EBCDIC, labeled or unlabeled, 6250 bpi) or 3480-compatible tape cartridge.

155796

155197

Whistly

U/Rep 332-15,