

Department of Commerce  
BUREAU OF THE CENSUS


CPSMAR85

CURRENT POPULATION SURVEY

MARCH 1985

TECHNICAL DOCUMENTATION

# Technical Documentation



**CURRENT POPULATION SURVEY, MARCH 1985**

**TECHNICAL DOCUMENTATION**

**Washington, D.C.**

**1985**

**U.S. DEPARTMENT OF COMMERCE  
Malcolm Baldrige, Secretary  
Clarence J. Brown, Deputy Secretary  
Sidney Jones, Under Secretary for Economic Affairs**

**BUREAU OF THE CENSUS**

**John G. Keane, Director  
C. Louis Kincannon, Deputy Director**

**CURRENT POPULATION SURVEY, MARCH 1985**

**TECHNICAL DOCUMENTATION**

**Washington, D.C.**

**1985**

**U.S. DEPARTMENT OF COMMERCE  
Malcolm Baldrige, Secretary  
Clarence J. Brown, Deputy Secretary  
Sidney Jones, Under Secretary for Economic Affairs**

**BUREAU OF THE CENSUS**

**John G. Keane, Director  
C. Louis Kincannon, Deputy Director**

UPDATE INFORMATION

Additional information concerning this file may be available at a later date. If you wish to receive the documentation supplements, please fill out the following coupon and mail to:

Data User Services Division  
Data Access and Use Staff  
Bureau of the Census  
Washington, D.C. 20233

\* \* \* \* \*

Name of File: Current Population Survey, March 1985

Please send me any information which might become available later concerning the file listed.

Name:

Address:

Phone:

## USER NOTES

This section will contain information relevant to the 1985 March Annual Demographic File that becomes available after the file is released. The cover letter to the updated information should be filed behind this page.

User Notes will be sent to all users who (1) purchased their file (or technical documentation) from the Census Bureau and (2) returned the coupon following the title page.



Current Population Survey, March 1985

User Note No. 1

During the period April 1984 through June 1985, the Bureau of the Census is systematically introducing a new sample design for the Current Population Survey (CPS) based on the results of the 1980 Decennial Census. During this phase-in period, CPS estimates are being made from two distinct sample designs; i.e., the old 1970 sample design and the new 1980 design. While most CPS estimates have been unaffected by this mixed sample, metropolitan/nonmetropolitan estimates and certain other CPS geographic estimates have been affected.

The causes of this increase in variability of geographic estimates are differences in coverage between the two designs and the different metropolitan definitions used in the selection process of each sample design. The old design used April 1, 1970 metropolitan definitions in its sample selection while the selection of the new design used anticipated June 30, 1983 metropolitan definitions. This situation is exacerbated by the fact that the mix of the designs (that is, the percent of each design in sample) changes during the phase-in period as more new design households are introduced. Even though the data from the new design have been recoded to reflect the 1970 metropolitan definitions, the net result of the different definitions in combination with differences in coverage between the two designs is an increase in the variability of estimates using geographic data during this period. Due to this, the Bureau recommends that users exercise extreme caution when analyzing any tabulations or comparisons using the below listed variables during this phase-in period. Also note that files containing data collected after the CPS microdata files are revised to reflect the redesign will be coded to reflect the June 30, 1984 metropolitan definitions, thus precluding comparisons of such data with geographic data collected during or before the phase-in period.

<u>Variable</u>	<u>April 84-June 85 Non-Match Files Location</u>	<u>March 1985 Location</u>
Farm/Nonfarm	Word 8, Chars. 1+4	Character H-56
SMSA Rankings (44 Individual SMSA's)	Word 4, Chars. 3-4	Characters H-43-48
SMSA STATUS Code	Word 26, Char. 1	Character H-49
Central City Status Code	Word 26, Char. 2	Character H-50
SMSA Size	Word 26, Char. 4	Character H-51

See the May 1984 issue of the Bureau of Labor Statistics' issue of Employment and Earnings or call Donna Kostanich on (301) 763-2653 for further information regarding CPS sample redesign.

# Redesign of the Sample for the Current Population Survey

\*Kathleen P. Creighton and Robert Wilkinson

The Current Population Survey (CPS), sponsored by the Bureau of Labor Statistics and conducted by the Bureau of the Census, is a sample survey conducted monthly to obtain reliable estimates of labor force characteristics of the population of working age.

Since the inception of the CPS in 1940, the sample has been redesigned several times, most recently in the early 1970's, to upgrade the quality and reliability of the data and to meet changing data needs. Beginning in April 1984, the current design is being phased out through a series of changes that will be completed in July 1985. This article discusses the scope and nature of these changes and their impact upon the survey methodology and the estimates derived from the CPS.

There are three important reasons for redesigning the CPS at this time: (1) To make use of data from the 1980 census in order to update the sampling frame, as is done after every decennial census; (2) to take advantage of recent research findings to improve the efficiency and quality of the survey; and (3) to meet the increased need for State data. Improved estimation procedures will also be introduced as an adjunct to the redesign.

## New design objectives

The CPS is a monthly probability sample based on a stratified sampling scheme. In the first stage of sampling, primary sampling units (PSU's) are selected. These PSU's correspond to substate areas, usually counties or groups of counties, and are grouped into clusters called strata. Within each stratum, a single PSU is chosen for the sample, with probability proportional to its population as of the most recent decennial census. This PSU represents the entire stratum from which it was selected. In the case of strata consisting of only one PSU, the PSU is chosen with certainty.

At the time it was put into place, the current (1970) design was intended to provide reliable national estimates of labor force characteristics. Strata were defined within four regions of the United States, with many strata crossing State boundaries. Beginning in the mid-1970's, more accurate estimates of State labor force

data were needed. Because the national design was unable to provide these estimates at the desired level of reliability for all States, additional sample areas were selected to achieve this goal. Although the resulting sample design was an efficient solution to a short-term problem, it was not the best design for producing both State and national estimates.

The redesign provides the first opportunity to increase efficiency for State data. The first step, as recommended by the National Commission on Employment and Unemployment Statistics,<sup>1</sup> is to introduce a "State-based" design. All strata are defined within State boundaries, and the sample is allocated among the States to produce State and national estimates with the required reliability while keeping total sample size to a minimum. Improved reliability of State data will be achieved with about the same sample size as in the 1970 design. A byproduct of the increased reliability for State estimates will be gains in accuracy for data on persons of Hispanic origin as well.

Specific goals for the new design include:

1. Maintaining the same reliability as the 1970 design on national monthly estimates of levels and changes for the labor force by major characteristics,
2. Reducing the coefficient of variation (CV) for annual State estimates of the total number of unemployed persons to 8 percent, at a 6-percent unemployment rate, and
3. Reducing the CV for monthly State estimates of the total number of unemployed persons in the 11 largest States (California, Florida, Illinois, Massachusetts, Michigan, New Jersey, New York, North Carolina, Ohio, Pennsylvania, and Texas) to 8 percent, assuming a 6-percent unemployment rate.

In addition to meeting the changing survey objectives, the new design uses the 1980 decennial census as the main sampling frame. This use of more recent information in forming and selecting the new PSU's improves the efficiency of the design.

<sup>1</sup> National Commission on Employment and Unemployment Statistics. *Counting the Labor Force* (Washington, D.C.: U.S. Government Printing Office, Labor Day 1979). pp. 128-29.

\* Kathleen P. Creighton is a Supervisory Survey Statistician in the Demographic Surveys Division and Robert Wilkinson is a Mathematical Statistician in the Statistical Methods Division, Bureau of the Census.

The efficiency and quality of the new design will also be enhanced by incorporating the findings of research conducted since the 1970 design was implemented. For example, improved procedures were used in stratifying the sample.<sup>2</sup>

Finally, improved estimation procedures will be introduced into the CPS in January 1985. Although incidental to the redesign process, these changes will increase the reliability of estimates obtained when the new design is in place.

#### Phase-in of the new design

The phase-in of the new design will take place in two waves. The first will involve "continuing" areas, those selected in both the old and new design. The sampling frame in these areas is being updated beginning in April 1984 and continuing through July 1985. Ninety percent of the entire sample is in "continuing" areas.

The second wave involves changing the areas selected for sampling. From November 1984 through June 1985, some areas newly selected will gradually replace some selected in the old design but not in the new one. Sample households selected from address lists obtained from the 1980 census will replace households selected from the 1970 census lists and from permits for new residential construction issued since 1970.

The redesigned sample will contain 729 out of a total of 1,973 geographic areas in the United States. In the 1970 design, 629 areas were chosen to represent the 1,924 areas into which the country was divided. The areas used in the 1970 and 1980 designs are not completely comparable because many of the sample areas were redefined for 1980. This redefinition was carried out for a number of reasons. Primary among these was the shift from a sample designed to produce national estimates to one designed to produce both State and national estimates. In addition, some sampling areas were redefined to correspond to the new metropolitan area definitions, and others were redefined to improve efficiency in field operations, as explained later.

In both the 1970 and 1980 designs, the sample is divided into eight approximately equal rotation groups. The 1980 CPS design uses the same rotation pattern as the 1970 design, in which a rotation group is interviewed for 4 consecutive months, temporarily leaves the sample for 8 months, and then returns for 4 more consecutive months before retiring permanently from the CPS (after a total of eight interviews).

*Continuing areas.* From April 1984 through July 1985, the new CPS design will be phased in for continuing

<sup>2</sup> Some of the technical changes being made in the sample design and estimation procedures are described in detail by Gary M. Shapiro in "Planned Improvements in the Redesign of Census Bureau Demographic Surveys as the Result of Research," *Proceedings of the Section on Survey Research Methods of the American Statistical Association*, 1982, pp. 193-98.

areas one rotation group at a time. This consists of gradually replacing sample materials selected from the 1970 census-based frame with materials selected from the 1980 census-based frame. This gradual phase-in minimizes effects on the continuity of the CPS data series. In the replacement process, sample sizes within individual areas may change, but the total sample size for the survey will remain about the same. Each month from April through July 1984, an additional rotation group of the new sample will be phased in. By July 1984, half the sample in continuing areas will be obtained from the new design. Due to the rotation pattern, this proportion will not change between July 1984 and April 1985. Then, from April through July 1985, the old design sample will again be replaced by the new design sample at the rate of one rotation group per month. In July 1985, the phase-in of the new sample will be complete. This pattern is depicted in table 1.

*New sample areas.* In November 1984, the new sample areas will begin to replace the outgoing areas. The effects of this change are expected to be minor, because the sample in new and outgoing areas accounts for only about 10 percent of the national estimate. As shown in table 1, from November 1984 through February 1985, the new areas will be introduced at the rate of one rotation group per month. From March through June 1985, two rotation groups in the new areas will be phased in each month. One of these will replace a retiring rotation group from the old design, and the other will replace a rotation group from the old design that would otherwise have returned to the sample for its fifth interview. For this reason, the normal rotation pattern in these areas will not be preserved during this period. The replacement of outgoing areas with new areas will be completed

Table 1. Rotation group redesign scheme

Year and month	Continuing PSU's (90 percent)		Replacement PSU's (10 percent)		Overall percent of households on 1980 design
	New sample rotations	Old sample rotations	New sample rotations	Old sample rotations	
1984:					
Apr	1	7	0	8	11.0
May	2	6	0	8	22.0
June	3	5	0	8	33.0
July	4	4	0	8	44.0
Aug	4	4	0	8	44.0
Sept	4	4	0	8	44.0
Oct	4	4	0	8	44.0
Nov	4	4	1	7	48.5
Dec	4	4	2	6	47.0
1985:					
Jan	4	4	3	5	48.5
Feb	4	4	4	4	50.0
Mar	4	4	5	3	51.0
Apr	5	3	6	2	64.0
May	6	2	7	1	77.5
June	7	1	8	0	89.0
July	8	0	8	0	100.0



in June 1985, one month before the phase-in of continuing areas is completed.

As the new areas are phased in, the weighting factors used in computing estimates must be updated to account for the change in areas included in the sample. These factors include the noninterview adjustment and the first-stage estimation procedure. (See the Explanatory Notes for descriptions of these procedures.) These updated factors will be introduced into the estimation process at the same rate as the new sample areas are introduced into the sample.

### Effects of the changeover

*Field operations.* Because new areas will be phased into the sample and some old areas will be dropped, increased hiring and training of the interviewing staff, as well as some dismissals, will be required during this time period. To minimize the possible impact of an influx of inexperienced interviewers into the CPS program, training of interviewers for new areas will include a 3-month period during which they will be given assignments but their work will be excluded from the actual estimates. By the fourth month, they will have completed 3 months of trial interviewing, a 3-day classroom training session, and 4 months of home study. At this point, the data collected from the new interviewers' assignments will be included in the monthly estimates.

Efforts also will be made to maintain the experienced staff of interviewers who will be affected by the phase-out of certain sample areas, either by offering work in adjacent, continuing sample areas or by offering work on other programs. In any event, these interviewers will be notified in advance of the phase-out of their sample areas. Their work during this period will be closely monitored to avoid any adverse impact that their anticipation of termination may have on the data.

A consequence of the redesign is the introduction of new sample forms and control cards for use in the 1980 sample areas. Since the basic labor force questionnaire will remain unchanged, changes to these other forms will have no impact on the actual labor force data.

*Continuity of data series.* Two aspects of introducing the new CPS design have the potential of affecting published estimates. These are the temporary disruption of the rotation pattern from March through June 1985 for a comparatively small portion of the overall sample and the actual change in sample areas. In addition, the concurrent improvements in the estimation procedure and the use of updated definitions of metropolitan areas, both planned for January 1985, will have some effect on CPS data series.

Labor force estimates in the CPS are affected by changes in the rotation pattern because of a relationship between the number of times a rotation group has been

interviewed and the expected value of the estimate obtained from the group. Normally, the eight rotation groups contributing to the published estimate are evenly distributed in terms of the number of times they have been in the sample, from one through eight. However, when the new areas are phased in at the rate of two rotation groups at a time, this even distribution by time in sample is lost. For example, in March 1985, two rotation groups will be in sample for the first time and none for the fifth time. Since published CPS estimates represent averages of the eight rotation group estimates, a change in the time-in-sample distribution from 1 month to another will cause a difference between the overall estimates for those months, even though the actual value of the characteristic being estimated may not have changed at all. Similarly, this effect might mask real differences between estimates. The Bureau of the Census and BLS have examined the potential effects of this disruption to the rotation pattern on major published estimates and expect them to be negligible.

In addition to the temporary phase-in effect discussed above, the new design may produce some small permanent differences, particularly in State estimates. These differences are the result of restratifying the sampling frame within each State for the 1980 design, selecting a different set of sample PSU's to represent each State, and adjusting the weighting factors to reflect this change. These differences may appear to be discontinuities in the CPS data series but are in fact manifestations of between-PSU variation. The most notable estimate likely to be affected by the change in sample areas is agricultural employment, but the effect is expected to be small.

The introduction of new sample areas also will cause a slight increase in the variance of year-to-year change estimates published in 1985 and 1986. This is because the overlapping sample between CPS estimates for the same month, 1 year apart, will decrease from the usual 50 percent to a minimum of 45 percent. The decrease in the sample overlap occurs in equal increments, beginning in March 1985. The minimum overlap of 45 percent occurs from June through October 1985, after which the overlay increases in equal increments to 50 percent in February 1986. For characteristics concentrated in areas represented by new and outgoing PSU's, this increase in the variation of year-to-year change estimates will be larger. The sample changes will have no effect on the variance of month-to-month change estimates.

As indicated earlier, improvements in the estimation procedures are being introduced, quite apart from the redesign itself, effective with data for January 1985. These improvements—involving the second-stage ratio adjustment and composite estimation procedures—are expected to increase the accuracy of the estimates. They may be noticed as slight differences in the published estimates at the time of introduction in January 1985.

Finally, changes in the definitions of metropolitan areas, discussed in detail below, will increase the CPS estimates of metropolitan populations at both the State and national levels and, correspondingly, decrease the nonmetropolitan area population.

*Metropolitan areas.* Most of the known impact on estimates during and after the sample redesign will be the result of changing from 1970 to 1980 geographic definitions. The sample based on the 1980 design will incorporate the geographic definitions from the 1980 census, while the sample based on the 1970 design will continue to incorporate 1970 census definitions. To minimize the impact on these estimates and to insure that the entire sample reflects consistent area definitions, the 1980 definitions will be converted to 1970 equivalent designations through December 1984. For example, if a 1980 sample area is inside a metropolitan area based on 1980 census data but outside a metropolitan area based on 1970 census data, it would be considered nonmetropolitan until the change is made to the new geographic definitions in January 1985. At that time, the reverse of this geographic conversion will occur. The geographic information for the remaining sample selected from the 1970 sampling frame will be converted to reflect the new definitions.

The geographic conversions described above should have little or no impact on the national metropolitan-nonmetropolitan estimates through the third quarter of this year. Some variability in the data for the subsequent three quarters will occur as new sample areas are phased in and old areas are phased out.

Another feature associated with the introduction of updated geographic definitions into the CPS is the use of new terminology for metropolitan areas—Metropolitan Statistical Areas (MSA's), Consolidated Metropolitan Statistical Areas (CMSA's), and Primary Metropolitan Statistical Areas (PMSA's). These terms replace the 1970

terms, Standard Metropolitan Statistical Areas (SMSA's) and Standard Consolidated Statistical Areas (SCA's). An MSA stands alone and is not closely associated with other metropolitan areas. MSA's typically are surrounded by nonmetropolitan counties and have either a city or an urbanized area with a population of at least 50,000 and a total population of at least 100,000. If an area has a population of more than 1 million and meets certain other requirements, it is termed a CMSA. CMSA's consist of major components called PMSA's.<sup>1</sup>

In January 1985, 1980 census geographic definitions will be used for the entire sample, and the 1983 metropolitan-nonmetropolitan area designations based on 1980 census results will be introduced. This will affect the quarterly published estimates of the metropolitan population, since the number of metropolitan areas increased from 243 under 1970 definitions to 318 areas under 1983 definitions. After completion of the sample phase-in, estimates of the total metropolitan population will be approximately 20 million higher than at present because of the use of the new definitions for metropolitan areas. The impact on CPS data for specific metropolitan areas—which, except for New York and Los Angeles, are published on an annual average basis—will vary according to how each is affected by any 1983 redefinition.

Some geographic classifications, however, cannot be readily converted to 1970 (or 1980) equivalents. These include poverty and nonpoverty areas and urban and rural areas. Since 1974, quarterly and annual estimates for poverty and nonpoverty areas based on 1970 census definitions have been a regular feature of this publication; as indicated in table A-69 of the April 1984 issue, publication of these data is being suspended until the fourth quarter of 1985, at which time all data will be based on the new design.

<sup>1</sup> A complete listing of 1983 MSA's, CMSA's and, PMSA's is available in the Office of Management and Budget Release 83-20.



**UNITED STATES DEPARTMENT OF COMMERCE**  
**Bureau of the Census**  
Washington, D.C. 20233

**Current Population Survey, March 1985**

**User Note No. 2**

Between March 1984 and March 1985 the Census Bureau implemented revised interest imputation procedures in order to improve data quality. The improved quality of the March 1985 data caused a slight break in the consistency between the 1983 and 1984 annual income estimates. Since the new procedures were designed to adjust for deficiencies caused by missing survey responses, estimates from the March 1985 Annual Demographic File will result in slightly higher income levels and slightly lower estimates of poverty than a file without the processing revisions. The modified procedures added an additional \$28.0 billion in interest income, about 1 percent of the total \$2.4 trillion received by the U.S. population.

If you are interested in more details concerning the modified processing procedures or their effect on 1983-84 annual income comparisons, please contact John Coder (301) 763-5060 or Gordon Green (301) 763-7444.





**UNITED STATES DEPARTMENT OF COMMERCE**  
**Bureau of the Census**  
Washington, D.C. 20233

Current Population Survey  
March 1985

User Note No. 2

On the 1985 tape, the SMSA size recode was dropped. That field became part of the filler field. Revised page 56, which is attached, reflects this change. Users who wish to have the information previously allocated to this field should contact Demographic Surveys Division, Bureau of the Census, Washington, D.C. 20233 (301/ 763-2773).

The revised sheet should replace the corresponding page in your copy of the documentation and this user note should be filed behind User Note No. 1.

December 1985

CPSMAR85 DATA DICTIONARY

07/29/85

NAME	SIZE/ SCALE	RECORD H DATA BEGIN TYPE	
		6920	SACRAMENTO, CALIF.
		2800	FORT WORTH, TEXAS
		1000	BIRMINGHAM, ALA.
		0160	ALBANY-SCHENECTADY-TROY, N.Y.
		5720	NORFOLK-PORTSMOUTH, VA.
		0080	AKRON, OHIO
		2960	GARY-HAMMOND-EAST CHICAGO, IND.
		3120	GREENSBORO-WINSTON-SALEM-HIGH POINT, N.C.
MSTSMSAR	1	49	A
			MODIFIED SMSA STATUS CODE
			NOTE: SELECTED SMSA'S ARE SUPPRESSED BECAUSE OF CONFIDENTIALLY REQUIREMENTS. IN SUCH CASES,  THE RECORD IS ASSIGNED CODE FOR "NOT IDENTIFIABLE."
		1	SMSA
		2	NON SMSA
		3	NOT IDENTIFIABLE
CCCSMSA	1	50	A
			CENTRAL CITY STATUS CODE
		1	CENTRAL CITY
		2	BALANCE OF SMSA
		3	NON SMSA
		4	NOT IDENTIFIABLE
FILL2	5	52	A
			FILLER
LANDUSAG	1	56	A
			FARM NON-FARM RECODE
		1	NONFARM
		2	FARM WITH SALES GREATER THAN \$1,000

Revised December 1985

TABLE OF CONTENTS

Current Population Survey, March 1985

User Notes . . . . .	vii
Abstract . . . . .	1
Overview	
Introduction . . . . .	5
CPS Sample . . . . .	6
Relationship of Current Population Survey Files to Publications. . . . .	6
Questionnaire Coverage . . . . .	7
File Structure . . . . .	7
Geographic Limitations . . . . .	11
Weights. . . . .	11
Earnings Data. . . . .	12
Changes in Current Population Survey Weighting	
Change in Race Categories Used for Controlling Independent Population	
Estimates. . . . .	13
March CPS Labor Force Estimates. . . . .	13
Introduction of 1980 Decennial Census Population Controls. . . . .	13
Impact of Processing Changes . . . . .	14
New Weighting Procedure. . . . .	14
Introduction of 1980 Census Industry and Occupation (I/O) Classification	
Systems. . . . .	25
Changes in Current Population Survey Concepts	
Concepts on Families . . . . .	27
Concepts on Individuals. . . . .	28
Summary of Changes in Definitions and Terminology for Presentation	
of Household and Family Data . . . . .	31
Changes in the Data Dictionary Since 1984. . . . .	33
Data Dictionary Index	
Household Record Index . . . . .	35
Family Record Index. . . . .	36
Person Record Index. . . . .	38
Relationship of Questionnaire Items to Field Names on the Annual	
Demographic File . . . . .	45
How to Use the Data Dictionary . . . . .	47
Data Dictionary. . . . .	49
Glossary	
Geographic Concepts. . . . .	131
Subject Concepts . . . . .	133
Questionnaire Facsimiles	
Facsimile of Basic Questionnaire . . . . .	149
Facsimile of March Supplement Questionnaire. . . . .	154

## ABSTRACT

Current Population Survey, March 1985  
[machine-readable data file] / conducted by  
the Bureau of the Census for the Bureau of  
Labor Statistics. --Washington: Bureau of  
the Census [producer and distributor], 1985.

### TYPE OF FILE:

Microdata; unit of observation is individuals, families, and households.

### UNIVERSE DESCRIPTION:

The universe is the civilian noninstitutional population of the United States living in housing units and male members of the Armed Forces living in civilian housing units on a military base or in a household not on a military base. A probability sample is used in selecting housing units.

### SUBJECT-MATTER DESCRIPTION:

This file, also known as the Annual Demographic File, provides the usual monthly labor force data, but in addition, provides supplemental data on work experience, income, noncash benefits, and migration. Comprehensive information is given on the employment status, occupation, and industry of persons 14 years old and over. (Occupation and industry were coded using the 1980 Census of Population occupation and industry classification systems.) Additional data for persons 15 years old and older are available concerning weeks worked and hours per week worked, reason not working full time, total income and income components, and residence on March 1, 1980. Data on employment and income refer to the preceding year, although demographic data refer to the time of the survey.

This file also contains data covering nine noncash income sources: food stamps, school lunch program, employer-provided group health insurance plan, employer-provided pension plan, personal health insurance, Medicaid, Medicare, CHAMPUS or military health care, and energy assistance.

Characteristics such as age, sex, race, household relationship, and Spanish origin are shown for each person in the household enumerated.

### GEOGRAPHIC COVERAGE:

State of residence is uniquely identified as well as census geographic division and region. The 34 largest standard metropolitan statistical areas (SMSA's), based on 1970 ranking, and 10 selected SMSA's are also uniquely identified. Within confidentiality restrictions, indicators are provided for SMSA/non-SMSA, central city/noncentral city, farm/nonfarm, and SMSA size.



**TECHNICAL DESCRIPTION:**

**FILE STRUCTURE:** Hierarchical.

**FILE SIZE:** 301,261 logical records; record size is 390 characters.

**FILE SORT SEQUENCE:** State code, then SMSA rank code.

**REFERENCE MATERIALS:**

"Current Population Survey, March 1985 Technical Documentation." The documentation includes this abstract, pertinent information about the file, a glossary, 1980 industry and occupation classification codes, and a data dictionary. One copy accompanies each file order. When ordered separately, it is available for \$5 from Data User Services Division, Customer Services (Tapes), Bureau of the Census, Washington, D.C. 20233.

**RELATED PRINTED REPORTS:**

Data from the March Current Population Survey are published most frequently in the Current Population Reports P-20 and P-60 series. These reports are available from the Superintendent of Documents, U.S. Government Printing Office, Washington, D.C. 20402. Forthcoming reports will be cited in Data User News, CENDATA, the Monthly Product Announcement (MPA), and the Bureau of the Census Catalog and Guide.

**RELATED MACHINE-READABLE DATA FILES:**

A public use edition of the Current Population Survey, March file is available for each year since 1968. For 1980 and 1984 two March files are available for each year. The first March 1980 file contains estimates based on 1970 population counts and should be used for historical comparisons ending in 1980. The reweighted March 1980 file contains estimates based on results of the 1980 census and should be used for comparisons between 1981 and 1984.

Beginning in April 1984, the CPS sample was gradually replaced by a new sample. Thus, a second March 1984 file was created and should be used for comparison with the 1985 and forward files.

Some non-March data also are available from 1968 to present. For more information, request the Data Developments on the Current Population Survey from Data User Services Division, Customer Services (Tapes), Bureau of the Census, Washington, D.C. 20233.

**FILE AVAILABILITY:**

The file may be ordered from Data User Services Division using the Customer Services order form for tapes on the following page. This file is available with the technical options listed below at a cost of \$140 per reel.

	<u>Reels</u>	<u>Cost</u>
9 track, 1600 bpi (EBCDIC or ASCII)	3	\$420
9 track, 6250 bpi (EBCDIC or ASCII)	1	\$140

**Customer Services  
(Microfiche and Data Files)**

Name _____ Organization _____ Address _____ City, State, ZIP _____ Telephone _____		<b>RETURN TO:</b> Data User Services Division Customer Services Bureau of the Census Washington, D.C. 20233 Phone: 301/763-4100	Date _____ T <b>CHECK ONE *</b> <input type="checkbox"/> Enclosed is check or money order, payable to "Commerce-Census" <input type="checkbox"/> Charge to Census Bureau Deposit Account No. <u>9</u>		
Name of Data File, Documentation* or Microfiche	Order No.	No. of Tapes	No. of Microfiche	No. of Document copies	Cost
*One copy of the Technical Documentation is sent at no extra charge with orders.					TOTAL \$
Characteristics of Tape (Check One): <input type="checkbox"/> 9 track, 1600 bpi, EBCDIC <input type="checkbox"/> 9 track, 6250 bpi, EBCDIC <input type="checkbox"/> 9 track, 1600 bpi, ASCII <input type="checkbox"/> 9 track, 6250 bpi, ASCII		Labeling (Check One): <input type="checkbox"/> Standard <input type="checkbox"/> Unlabeled			
Maximum block size (if less than 32K bytes)? _____					

**GPO Order Form  
(Publications)**

Mail To: Superintendent of Documents, U.S. Government Printing Office, Washington, D.C. 20402				
Name _____ Organization _____ Address _____ City, State, ZIP _____		<b>Credit Card Orders</b> Total charges \$ _____ Fill in the boxes below. Credit Card No. <input style="width: 100px; height: 15px; border: 1px solid black;" type="text"/> Expiration Date Month/Year <input style="width: 40px; height: 15px; border: 1px solid black;" type="text"/> MasterCard and VISA accepted.		
GPO Catalog No. or Stock No.	Quantity Desired	Title of Publication	Amount	Date
				<b>CUSTOMER:</b> Make check or money order payable to Superintendent of Documents. If to be charged to Supt. of Docs. account, indicate Deposit Account No. _____
				TOTAL \$

\*MasterCard and Visa accepted. Please fill out the following form for credit card orders.

<b>Credit Card Orders</b>	
Total charges \$ _____ Fill in the boxes below.	
Credit Card No. <input style="width: 100px; height: 15px; border: 1px solid black;" type="text"/>	
Expiration Date Month/Year <input style="width: 40px; height: 15px; border: 1px solid black;" type="text"/>	MasterCard and VISA accepted.



## OVERVIEW

### Current Population Survey

#### Introduction

The Current Population Survey (CPS) is the source of the official Government statistics on employment and unemployment. The CPS has been conducted monthly for over 35 years. Currently, we interview about 58,000 households monthly, scientifically selected on the basis of area of residence to represent the Nation as a whole, individual States, and other specified areas. Each household is interviewed once a month for four consecutive months one year, and again for the corresponding time period a year later. This technique enables us to obtain month-to-month and year-to-year comparisons at a reasonable cost while minimizing the inconvenience to any one household.

Although the main purpose of the survey is to collect information on the employment situation, a very important secondary purpose is to collect information on the demographic status of the population, information such as age, sex, race, marital status, educational attainment, and family structure. From time to time additional questions are included on such important subjects as health, education, income, and previous work experience. The statistics resulting from these questions serve to update similar information collected once every 10 years through the decennial census, and are used by Government policymakers and legislators as important indicators of our Nation's economic situation and for planning and evaluating many Government programs.

The CPS provides current estimates of the economic status and activities of the population of the United States. Because it is not possible to develop one or two overall figures (such as the number of unemployed) that would adequately describe the whole complex of labor market phenomena, the CPS is designed to provide a large amount of detailed and supplementary data. Such data are made available to meet a wide variety of needs on the part of users of labor-market information.

Thus, the CPS is the only source of monthly estimates of total employment (both farm and nonfarm); nonfarm self-employed persons, domestics, and unpaid helpers in nonfarm family enterprises; wage and salaried employees; and, finally, estimates of total unemployment.

It provides the only available distribution of workers by the number of hours worked (as distinguished from aggregate or average hours for an industry), permitting separate analyses of part-time workers, workers on overtime, etc. The survey is also the only comprehensive current source of information on the occupation of workers and the industries in which they work. Information is available from the survey not only for persons currently in the labor force but also for those who are outside the labor force. The characteristics of such persons - whether married women with or without young children, disabled persons, students, older retired workers, etc., can be determined. Information on their current desire for work, their past work experience, and their intentions as to job seeking are also available.

The March CPS, also known as the Annual Demographic File, contains the basic monthly demographic and labor force data described above, plus additional data on work experience, income, noncash benefits, and migration.

## CPS Sample

The CPS sample is based on the civilian noninstitutional population of the United States. The sample is located in 729 sample areas comprising 1,973 counties and independent cities with coverage in every State and in the District of Columbia.

In all, some 71,000 housing units or other living quarters are assigned for interview each month; about 58,000 of them containing approximately 122,000 persons 14 years old and over are interviewed. Also included are demographic data for approximately 34,000 children 0-13 years old within these households. The remainder of the assigned housing units are found to be vacant, converted to nonresidential use, contain persons with residence elsewhere, or are not interviewed because the residents are not found at home after repeated calls, are temporarily absent, or are unavailable for other reasons. Approximately 13,000 noninterview households are present each month. The resulting file size is approximately 170,000 records. In March of each year supplemental data are collected for male Armed Forces members residing with their families in civilian housing units or on a military base. The Armed Forces members, however, are not asked the monthly labor force questions or the supplemental questions on work experience. In addition, the March CPS is supplemented with a sample of Spanish households identified the previous November. This results in the addition of about 2,500 households in the March CPS. The inclusion of the additional sample of Spanish households began in 1976. A more precise explanation regarding the CPS sample design is provided in Technical Paper 40, The Current Population Survey: Design and Methodology.

For a more detailed discussion about the basic labor force data gathered on a monthly basis in the CPS survey, see the Bureau of Labor Statistics Report No. 463 and the Current Population Report P-23, No. 62, issued jointly by the Bureau of Labor Statistics and the Bureau of the Census in October, 1976, and entitled Concepts and Methods Used In Labor Statistics Derived from the Current Population Survey.

### Relationship of Current Population Survey Files to Publications

Each month, a significant amount of information about the labor force is published by the Bureau of Labor Statistics in the Employment and Earnings and Monthly Labor Review reports.

As mentioned previously, the CPS also serves as a vehicle for supplemental inquiries on subjects other than employment which are periodically added to the questionnaire. From the basic and supplemental data the Bureau of the Census issues four series of publications under the general title Current Population Reports:

- P-20 Population Characteristics
- P-23 Special Studies
- P-27 Farm Population
- P-60 Consumer Income

Of particular interest to users of the March microdata file would be those reports based on information collected in March. These reports include the following titles:

- P-20 Population Profile of the United States: (Year)
- P-20 Household and Family Characteristics: March (Year)
- P-20 Households, Families, Marital Status, and Living Arrangements: March (Year)
- P-20 Geographical Mobility (Years)
- P-20 Educational Attainment in the United States (Years)
- P-20 Persons of Spanish Origin in the United States (Year)
- P-60 Money Income and Poverty Status of Families and Persons in the United States: (Year)
- P-60 Characteristics of the Population Below the Poverty Level: (Year)
- P-60 Characteristics of Households Receiving Selected Noncash Benefits: (Year)

All Current Population Reports may be obtained by subscription from the U.S. Government Printing Office. Subscriptions are available as follows: Population Characteristics, Special Studies, Farm Population, and Consumer Income series (P-20, P-23, P-27, P-60) combined, \$71.00 per year (sold as a package only); Population Estimates and Projections (P-25), \$25.00 per year. Single issues may be ordered separately; ordering information and prices are provided on CENDATA, in the Bureau of the Census Catalog and Guide, in Data User News, and the Monthly Product Announcement (MPA).

#### Questionnaire Coverage

Questionnaire facsimilies of March 1985 CPS are shown on pages 149 to 164 in this documentation. CPS-1 items 19-25 shown on page 152 of this document are not asked of Armed Forces members but only of civilians 14 years old and older. This part of the questionnaire is referred to as the monthly (basic) labor force section because these questions are asked every month.

CPS-665 items 29-94 shown on pages 154-164 of this document are referred to as March supplement items because these questions are asked only in households in the March CPS sample. Please note that questions 29-47E on work experience are not asked of Armed Forces members. Beginning with the March 1980 CPS, supplement data are processed for the population 15 years old and older.

Certain data items appearing on both the monthly (basic) questionnaire and the March supplement questionnaire may not have the same meaning. To avoid any misunderstandings, the user should refer to the glossary of this documentation.

#### File Structure

There is a household record for each household or group quarters. The household record is followed by one of three possible structures:

- A. If the household contains related persons and is not a group quarters household:
1. The family record appears next followed by person records for members of the family who are not also members of a related subfamily. The person records would be ordered: family householder, spouse of family householder, children in the family, and other relatives of the family householder.
  2. The above records may be followed by one or more related subfamily records, each related subfamily record being followed immediately by person records for members of that related subfamily. The person records would be ordered: reference person of the related subfamily, spouse of subfamily reference person, and children of subfamily reference person.
  3. The above records may be followed by one or more unrelated subfamily records, each unrelated subfamily record being followed immediately by person records for members of that unrelated subfamily. The person records would be ordered: unrelated subfamily reference person, spouse of subfamily reference person, children of subfamily reference person, and other relatives of the subfamily reference person.
  4. The above records may be followed by one or more persons living with nonrelatives family records, each to be followed by the person record for the unrelated individual it represents. (See Figure 1.)
- B. If the household contains a householder with no relatives and is not a group quarters household:
1. The family record for the nonfamily householder is followed immediately by the person record for that nonfamily householder.
  2. These records may be followed by one or more unrelated subfamily records, each unrelated subfamily record being followed immediately by the person records for members of that unrelated subfamily.
  3. These records may be followed by one or more family records for persons living with nonrelatives, each person living with nonrelatives family record being followed immediately by the person record for that person living with nonrelatives. (See Figure 2.)
- C. If the household is a group quarters, each person is defined as a person living with nonrelatives. There will be a family record followed by a person record for each person in the group quarters.

Figure 1. Illustration of Record Sequence for Households Containing a Family.

Household Record

Family Record

Person 1 (Householder) Record  
Person 2 (Spouse) Record

.  
.  
.

Person n (Family Member)

Family (Related Subfamily Record)

Person 1 (Related Subfamily Reference Person) Record  
Person 2 (Spouse) Record

.  
.  
.

Person n (Related Subfamily Member) Record

Family (Unrelated Subfamily) Record

Person 1 (Unrelated Subfamily Reference Person) Record  
Person 2 (Spouse) Record

.  
.  
.

Person n (Unrelated Subfamily Member) Record

Family (Persons Living With Nonrelatives) Record

Person 1 (Person Living With Nonrelatives) Record



**Figure 2. Illustration of Record Sequence for Households Containing a Nonfamily Householder.**

**Household Record**

**Family (Nonfamily Householder) Record**

**Person (Nonfamily Householder) Record**

**Family (Unrelated Subfamily) Record**

**Person 1 (Unrelated Subfamily Reference Person) Record**

**Person 2 (Spouse) Record**

**.**

**.**

**.**

**Person n (Unrelated Subfamily Member) Record**

**Family (Person Living With Nonrelatives) Record**

**Person (Persons Living With Nonrelatives) Record**

**Figure 3. Illustration of Record Sequence for Group Quarters.\***

**Household Record**

**Family (Persons Living With Nonrelatives) Record**

**Person (Persons Living With Nonrelatives) Record**

**\*NOTE: Each person in group quarters is by definition a person living with nonrelatives.**

### Geographic Limitations

It should be kept in mind that the sample design and methods of weighting CPS data are geared towards producing estimates for the entire Nation. In producing estimates for States, the user should be aware that the primary sampling units (PSU's) are drawn from strata which may or may not cross State lines. Consequently, the data would not be as reliable as national data, and the file may lose some of its utility in certain applications. For further discussion of such considerations, the user should consult The Current Population Survey: Design and Methodology (Technical Paper 40, U.S. Bureau of the Census).

The nature of the work done by each individual investigator using the microdata file will determine to what extent his/her requirements for precision will allow using some of the smaller geographic areas identified on the file.

### Weights

For all CPS data files a single weight is prepared and used to compute the monthly labor force status estimates. An additional weight was prepared for the earnings universe which roughly corresponds to wage and salary workers in the two outgoing rotations. This is explained below in the section on earnings data. However, the difference in content of the March CPS supplement requires the presentation of additional weights: a household weight, a family weight, and a March supplement weight. In this section was briefly describe the construction and use of these weights. Chapter 5 of Technical paper 40, The Current Population Survey: Design and Methodology provides documentation of the weighting procedures for the CPS both with and without supplement questions.

The final weight, which is the product of several adjustments, is used to produce population estimates for the various items covered in the regular monthly CPS. This weight is constructed from the basic weight for each person, which represents the probability of selection for the survey. The basic weight is adjusted for special sampling situations and failure to obtain interviews from eligible households (noninterview adjustment). A two-stage ratio estimation procedure adjusts the sample population to the known distribution of the entire population. This two-stage ratio estimation process produces factors which are applied to the basic weight (after the special weighting and noninterview adjustments are made) and results in the final weight associated with each record. In summary, the final weight is the product of: (1) the basic weight, (2) adjustments for special weighting, (3) noninterview adjustment, (4) first stage ratio adjustment factor, and (5) second stage ratio adjustment factor.

Differences in the questionnaire, sample and data uses for the March CPS supplement result in the need for additional adjustment procedures to produce what is called the March supplement weight. The sample for the March CPS supplement is expanded to include male members of the Armed Forces who are living in civilian housing or with the family on a military base, as well as additional Spanish households which are not included in the monthly labor force estimates. The March CPS questionnaire also includes expanded questions on marital status and household relationships which allow for the creation of family data records.

The expanded sample and the need to have a husband and wife receive the same weight has resulted in a weighting system which produces the March supplement weight. The March supplement weight should be used for tabulations of items in the March CPS file.

Finally, household and family weights are the weights assigned to the householder or reference person after all adjustments have been made.

#### Earnings Data

Beginning in 1982, usual hourly and weekly earnings data appear on the Annual Demographic File (ADF) for that portion of the population roughly corresponding to wage and salary workers (self-employed persons in incorporated businesses are excluded, although they are normally included with the wage and salary population). These data are now collected on a monthly basis in the two outgoing rotation groups as part of the basic CPS labor force interview.

Since the intent of the regular collection of earnings data was to initiate a family earnings data series, all persons in the two outgoing rotations receive an "earnings weight," even if they are not eligible for the earnings item. The earnings weight is a simple ratio-estimation to the person's labor force status by age, race, and sex.

Further information on this earnings series is contained in "Technical Description of the Quarterly Data on Weekly Earnings from the Current Population Survey," BLS Report #601, July 1980. This report is available on request from the U.S. Department of Labor, Bureau of Labor Statistics, Washington, D.C. 20212. Attn: Office of Inquiries and Correspondence.

## CHANGES in CURRENT POPULATION SURVEY WEIGHTING

The following describes three changes in the CPS weighting process which were first implemented with the March 1981 CPS supplement. As a result of these changes, caution should be used when comparing 1981 through 1984 estimates with those from earlier years.

### Changes in Race Categories Used for Controlling Independent Population Estimates

Race categories are used in ratio-estimation of the sample estimates to known distributions. Before 1981, the Black and other-not-White sample estimates were separately adjusted to known totals for those two populations. Then these two groups were combined for the final adjustment in the weighting process which adjusted to independent estimates for White/not-White populations.

Starting in 1981, the March file represents ratio estimates to Black and not-Black totals; moreover, a separate adjustment is not made for other-not-White. Analysis of results from the 1980 census indicated that reporting of race was not directly comparable with CPS because of different data collection procedures. As a result, it was determined that more precise estimates could be derived for Black and not-Black populations as compared to those available for White and not-White populations.

Starting in 1985, the March file represents ratio estimates to White/Black/Other and Hispanic/Nonhispanic. This new procedure provides better estimates of the Hispanic population and more detailed controls of the non-Black population. (See page 15 for detailed information of the revised procedures.)

### March CPS Labor Force Estimates

Before 1981, an adjustment was made so that certain March supplement labor force estimates would be identical to the same estimates in the regular March Employment and Earnings publication. It was felt, however, that this procedure hurt the reliability of many March supplement estimates and that users' needs for consistency between different publications were limited enough to warrant elimination of this stage of weighting. Beginning in 1981, labor force estimates taken from the March CPS supplement file will not be in absolute agreement with the basic March labor force estimates.

### Introduction of 1980 Decennial Census Population Controls

The ratio estimation procedure used to produce the weights carried on the March CPS file involves, in part, the adjustment of sample results to independent estimates of the population. These independent estimates are computed by updating the civilian noninstitutional population counts derived from the latest decennial census. March CPS sample results for 1972 through 1980 were adjusted to independent estimates derived from the 1970 census. March CPS sample results from 1981 forward are based on the results of the 1980 census.

The population counts as of April 1, 1980 from the 1980 census differ substantially from the independent estimates for the same date based on the 1970 census. For example, the 1980-based estimate of the civilian noninstitutional population on April 1, 1980 was 222,420,441 compared with the 1970-based estimate for the same date of 217,400,244. Furthermore, while analysis is continuing, it is generally believed that the 1980 census reduced the undercount experienced in 1970 for the population as a whole and most notably for minority groups. As a result, differences for subpopulation groups may be disproportionately greater than that for the total population.

## *Revisions in the Current Population Survey in January 1985*

\* Deborah A. Fenstermaker

The Current Population Survey (CPS) is a monthly survey which is conducted for the Bureau of Labor Statistics by the Bureau of the Census. The CPS is a probability sample of households and other living quarters designed to produce reliable estimates of labor force and other selected demographic characteristics.

The CPS design is currently undergoing revisions. Beginning in April 1984 the old sample began to be gradually phased out and replaced by a new sample. By July 1985, the new CPS sample will be completely in place.<sup>1</sup> To increase the reliability of estimates obtained when the new design is in place, nearly all phases of the estimation procedure are undergoing revision. Most of the estimation changes were implemented beginning in January 1985; others are being introduced gradually. This article describes the changes in the estimation procedure and discusses their cumulative effect on national estimates.

In general, the CPS estimation procedure involves weighting the data collected from each sample person. First, a simple unbiased estimate is obtained by multiplying the value for any characteristic for each sample unit by the inverse of the probability of selection. This estimate is then adjusted for household noninterviews. A first-stage ratio adjustment is then applied to reduce the contribution to the variance that results from not including all geographic areas in the sample. A second-stage ratio adjustment is also made to further reduce variability of the estimates and to correct to some extent for CPS undercoverage of the population relative to the decennial census. Finally, a composite estimation procedure is performed to reduce variance further by taking advantage of survey data available from previous months. For further details of these procedures, see "Estimation Methods" under the Household Data section of the Explanatory Notes of this publication.

### Changes to the CPS Estimation Procedure

As indicated in the following sections, changes have been made in each step of the estimation procedures. These are summarized in Table 1.

Unbiased Estimate. The simple unbiased estimate, which is obtained after the inverse of the probability of selection is applied, gives a rough measure of the value of the characteristic that the sample persons represent. Gradually, as the new sample design is phased in, new probabilities of selection will replace the old probabilities of selection. The new sample is, in general, a state self-weighting sample; i.e., the probability of selection is in general the same

---

<sup>1</sup> A description of the scope and nature of the CPS redesign and phase-in appears in "Redesign of the Sample for the Current Population Survey," Employment and Earnings, May 1984, pp. 7-10.

\*Deborah A. Fenstermaker is a mathematical statistician in the Statistical Methods Division of the Bureau of the Census.

Impact of Processing Changes

The following table shows population groups from the March 1980 and March 1981 Annual Demographic Files (ADF) based on both 1970 and 1980 population counts.

Selected Statistics for the Civilian Noninstitutional Population  
(Numbers in Thousands)

	March 1981 a	March 1980 Procedures Used		Change b-c
		New <sup>1/</sup> b	Old <sup>2/</sup> c	
		Total Population	224,425	
White	192,398	191,161	187,489	3,672
Non-White	32,027	31,110	29,757	1,353
Black	26,348	25,914	25,357	557
Spanish	13,573	13,333	13,207	126
Total Males	108,276	107,268	104,836	2,432
Total Females	116,149	115,002	112,410	2,592

<sup>1/</sup> Based on 1980 census estimates.

<sup>2/</sup> Based on extrapolated 1970 census estimates.

NOTE: A version of the March 1980 file is available with 1980-based weights. This file provides the necessary bridge data for those users requiring more detailed direct comparisons between 1970- and 1980-based weights.

New Weighting Procedure

The March 1985 Annual Demographic File reflects the use of a new weighting procedure introduced into the monthly CPS estimation procedure beginning in January 1985. Fields affected are those associated with March supplement weights: H196, F196, and P118.

Because the new estimation procedure may have an impact on any time series analysis, a reweighted 1984 file is available to bridge estimates.

The following article describes the changes to the basic CPS weighting procedure and the impact on monthly labor force estimates. In addition, three tables present the effects of this new procedure on estimates from the March 1984 supplement.

annual average variances while having little or no effect on monthly and month-to-month change variances. It is also closer to the level obtained after the first- and second-stage adjustment.

### Effect of New Estimation Procedures on National Estimates

Table 2 presents sample estimates produced using both the old estimation method and simulating the new procedure on annual average estimates for 1984. These estimates provide an overview of what the expected net effects are.

Total national estimates of labor force characteristics are affected only slightly by these procedural changes. The total civilian non-institutionalized population (CNP) estimate has decreased, but by only 59,000. The total employment level was unchanged, while both the total level and rate of unemployment rose by a small amount. The new procedure has no effect on White CNP estimates or levels of White employment. White CNP estimates will, however, be more stable. A small increase in the level of unemployment and the unemployment rate for Whites can be expected. The Black CNP estimate has decreased by only 22,000; however, other Black labor force estimates are virtually unchanged. The greatest impact of the new procedure is for estimates of Hispanics. The number of persons of Hispanic ethnicity increased 1.3 million (about 13 percent). Levels of Hispanic employment and unemployment increased by approximately 790,000 and 100,000, respectively. These increases in level did not produce an effect on their unemployment rate.

The changes in the CPS discussed above will have an effect on the historical data comparability of labor force data. CPS estimates beginning in 1985 will differ from those for earlier years more than what could be attributed to actual changes. For most characteristics these differences in levels should be negligible. However, for Hispanic estimates an increase can be expected as indicated in Table 2. Therefore, caution should be used when comparing current estimates with those for earlier years.

Caution should be taken when making month-to-month comparisons between December 1984 and January 1985. Data from December are based upon the old estimation procedures while the January data are based upon the new estimation procedures. Differences in the month-to-month comparisons which are marginally significant/insignificant may be due to the change in estimation procedures rather than to true changes in the estimates.

was an adjustment to nationwide independent population estimates by month-in-sample within 32 age-sex groups for Black and non-Black persons. The entire second-stage adjustment procedure was iterated six times to ensure that the sample estimates of population for both state and national age-sex-race categories were virtually equal to the independent population control totals.

Beginning in January 1985, a new second-stage process was also introduced. In this new process, the first step remains as it was in the old procedure. An intermediate step has been added which is performed at the national level by month-in-sample within eight age-sex cells for Hispanic and non-Hispanic persons. The third step is a national adjustment by month-in-sample within White, Black and Other categories. There are 32 age-sex groups for White and Black and six age-sex groups for the "Other" category. There will continue to be six iterations of the entire three-step second-stage procedure. Use of these new categories will stabilize estimates of Hispanics and Whites.

Previously, the only postcensal figures for the size of the Hispanic population came from the CPS itself (i.e., the old procedure did not have a separate population control for Hispanics). These figures proved to be too low relative to the census and not stable over time. The new CPS procedure for Hispanics makes use of independent postcensal estimates of the Hispanic population developed with a cohort-component methodology. The estimate starts with the 1980 census count. Then, estimated Hispanic births and immigrants are added and estimated Hispanic deaths and emigrants are subtracted to yield an estimate of the Hispanic population by age and sex.

The procedure for obtaining the independent population controls used in the second-stage ratio estimation once again reflects the utilization of the inflation-deflation method, which is described in the "Estimating Methods" section of the Explanatory Notes. This method had been used prior to January 1982 but was temporarily discontinued when population controls based on the 1980 census were introduced. The inflation-deflation method preserves the actual pattern of population change over time in any age group. First, the most recent census count is inflated to include an estimate of census undercount by age, sex, and race. This inflated population count is carried forward each month, accounting for births, deaths, and net migration. These postcensal estimates are then deflated to census level to reflect the patterns of net undercount of the most recent census by age, sex, and race. Because an estimate of undercount is first added and then subtracted, the size of each race-sex group is unaffected by the inflation-deflation procedure. Similarly, the final estimate is affected only by the age structure of the undercount, but not the level. This feature of the procedure is important, since the exact amount of undercount in the 1980 census remains unknown.

The Composite Adjustment. The composite estimator, as the final stage of estimation, is used primarily to improve estimates of monthly change by taking advantage of the 75 percent of the total sample that is continuing from the previous month. The old composite estimator is a weighted average of two estimates which take into account data from the current month and earlier months. Beginning with data for January 1985, a new composite estimator was introduced. As before, both state and national estimates will be formed using the same composite estimator. This new composite estimator is an extension of the old composite to which an additional term has been added. This new term is an estimate of the net difference between noncontinuing and continuing parts of the current month's sample. This new estimator has the advantage of reducing



for each person in a state. The probability of selection for the old design varied considerably more. This variability is attributable to the sample expansions which have occurred since 1976. Occasionally, however, the probability of selection will differ among sample areas in the state. This occurs in New York and California because of specific substate reliability requirements. In other states this was done to ensure an acceptable interviewer workload, to reduce interviewing costs, and to improve Hispanic estimates. In some instances, the probability of selection could differ among sample persons within the same sample area. In these cases, the probabilities of selection are adjusted to account for subsampling of unusually large sampling units or certain special universes. (This was also done in the old procedure.)

Noninterview Adjustment. As of January 1985, a new noninterview adjustment procedure will be implemented. The purpose of the noninterview adjustment is to account for occupied units eligible for the survey for which the interviewer was unable to complete the interview. The noninterview adjustment is performed within clusters which contain one or more sample areas. In the old noninterview procedure, clusters were primarily classified by Standard Metropolitan Statistical Areas (SMSAs) status. Clusters only contained sample areas within the same state, and each cluster was partitioned into 24 race/residence/month-in-sample cells. The new noninterview adjustment redefines the clusters and cells within clusters in addition to simplifying the collapsing procedure. The major change involves the formation of new clusters. The primary classifier used in defining clusters is Metropolitan Statistical Area (MSA) status and MSA size. In general, sample areas belonging to MSAs of the same (or similar) size are in the same cluster. Clusters are not necessarily comprised of sample areas from the same state. The number of cells within a cluster has been reduced from 24 to 2. Cells within MSA clusters are now central city and the balance of the MSA, and, for non-MSA clusters, cells are urban and rural. Month-in-sample and race have been dropped as classifiers. Previously, small cell sizes made it necessary to combine cells in order that each cell had a sufficient number of sample cases. This decreased the effectiveness of the large number of cells. Modifying the cells within a cluster reduces the need for this collapsing.

First-stage Ratio Adjustment. The purpose of the first-stage ratio adjustment is to reduce the contribution to the variance that results from not including all geographic areas in the sample. The old design used a two-step ratio adjustment procedure consisting of a regional adjustment with six race-residence categories and a state adjustment with race categories of Black and non-Black. The new design uses only a one-step ratio adjustment at the state level. However, the adjustment cells, Black and non-Black, will remain unchanged. Regional factors are not used since they tend to increase the variance on some state estimates and improve national estimates very little for the new design. Both the old and the new first-stage ratios are based on 1980 census data. These new first-stage factors are being phased in with the new sample areas which began in November 1984.

Second-stage Ratio Adjustment. The second-stage ratio estimate adjusts sample estimates of the population in a number of age-sex-race groups to independently derived census-based estimates of the population in each of these groups. Both the adjustment procedure and the way the independent population controls are derived have changed. Previously, the second-stage procedure was performed in two steps. First, the sample estimates were adjusted for each state and the District of Columbia to an independent control for the population 16 years and over by month-in-sample. The second step, applied to all persons of all ages,

Table 1 Summary of Old and New Estimation Procedures

Level of Estimation	Old Procedure	New Procedure
Unbiased	<p>Unsupplemented States: One probability of selection used for every sample area</p> <p>Supplemented States: Probabilities of selection vary by sample area. Probabilities of selection may differ slightly within sample area.</p>	<p>With some exceptions most states are self-weighting; i.e., one probability of selection for each sample area. Probabilities of selection may differ slightly within sample area.</p>
Noninterview adjustment	<p>Adjustment applied within clusters of sample areas contained within the state by 24 race/residence/month-in-sample cells!</p>	<p>Adjustment applied within clusters of sample areas not necessarily within the state by 2 residence cells!</p>
First-stage Ratio Adjustment	<p>2 steps</p> <p>a. Regional factors calculated for 6 race/residence cells</p> <p>b. State factors calculated for Black/non-Black!</p>	<p>1 step</p> <p>a. Same as step b. in old procedure.</p>
Second stage Ratio Adjustment	<p>2 steps- both by month-in-sample</p> <p>a. Factors calculated for total population 16 years and over by state.</p> <p>b. Factors calculated at national level for persons 14 years and over by Black, non-Black and age-sex categories.</p>	<p>3 steps- each by month-in-sample</p> <p>a. Same as step a. in old procedure</p> <p>b. Factors calculated at national level for persons 16 years and over by Hispanic, non-Hispanic, and age-sex categories.</p> <p>c. Factors calculated at national level for persons 14 years and over by White, Black, Other and age-sex categories.</p>
Composite Estimator	$Y_t = (1-K)X_t + K(Y_{t-1} + d_{t,t-1})$ <p>K = .5</p>	$Y_t = (1-K)X_t + K(Y_{t-1} + d_{t,t-1}) + A d_t$ <p>A = .2, K = .4</p>
where:	<p><math>Y_t</math>: is the composite estimator for month t</p> <p><math>X_t</math>: is the second-stage estimator for month t</p> <p><math>Y_{t-1}</math>: is the composite estimator for month t-1.</p> <p><math>d_{t,t-1}</math>: is an estimate of the difference between month t and month t-1 based on sample common to both months</p> <p><math>d_t</math>: is an estimate of the net difference between noncontinuing and continuing parts of the current month sample.</p>	

Table 2

AGE, RACE	CIVILIAN POPULATION			EMPLOYED			CIVILIAN UNEMPLOYED			FORCE RATE			NOT IN LABOR FORCE		
	OLD	NEW	DIFF	OLD	NEW	DIFF	OLD	NEW	DIFF	OLD	NEW	DIFF	OLD	NEW	DIFF
TOTAL 16+	176393	176324	-59	105005	104999	-6	8539	8599	60	7.52	7.57	0.05	62839	62726	-11
MALE 16+	83506	83554	-52	59091	59018	-73	4744	4756	12	7.43	7.46	0.03	19771	19780	9
16-19	7306	7411	25	3322	3350	28	812	826	14	19.64	19.78	0.14	3252	3235	-17
20+	76219	76144	-75	55769	55668	-101	3932	3931	-1	6.59	6.60	0.01	16518	16545	27
FEMALE 16+	92777	92770	-7	45915	45981	66	3794	3843	49	7.63	7.71	0.08	43068	42946	-122
16-19	7348	7392	44	3122	3146	24	687	703	16	18.04	18.26	0.23	3539	3543	4
20+	85429	85377	-52	42793	42835	42	3107	3139	32	6.77	6.83	0.06	39529	39403	-126
WHITE 16+	152347	152362	15	92120	92170	50	6372	6431	59	6.47	6.52	0.05	53835	53761	-74
16-19	72723	72723	0	52462	52440	-22	3600	3629	29	6.42	6.47	0.05	16661	16654	-7
20+	6113	6113	0	3001	3018	17	608	617	9	16.85	16.97	0.13	2504	2478	-26
FEMALE 16+	66610	66611	1	49461	49422	-39	2992	3013	21	5.70	5.75	0.04	14157	14176	19
16-19	79524	79637	13	39659	39730	71	2772	2801	29	6.53	6.59	0.05	37193	37106	-87
20+	6034	6060	26	2835	2854	19	508	517	9	15.20	15.34	0.14	2691	2689	-2
BLACK 16+	73990	73578	-412	36823	36876	53	2264	2286	22	5.79	5.83	0.04	34503	34417	-86
16-19	8654	8632	-22	5123	5098	-25	1003	987	-16	15.91	15.97	0.06	7315	7302	-13
20+	1056	1077	21	252	262	10	188	193	5	42.73	42.42	-0.31	616	622	6
FEMALE 16+	7599	7556	-43	4871	4836	-35	815	795	-20	14.33	14.12	-0.22	1913	1925	12
16-19	10693	10694	1	4595	5006	411	911	933	22	15.42	15.71	0.28	4707	4755	48
20+	1106	1125	19	222	227	5	165	172	7	42.64	43.11	0.47	719	726	7
SPANISH 16+	9589	9569	-20	4773	4779	6	747	761	14	13.53	13.74	0.20	4069	4029	-40
16-19	4659	5471	812	3359	3350	-9	676	778	102	10.64	10.74	0.10	3526	3917	395
20+	552	617	65	217	242	25	70	82	12	24.39	25.31	0.92	265	293	28
FEMALE 16+	4107	4854	747	3142	3708	566	320	392	62	9.24	9.34	0.10	645	764	119
16-19	5221	5692	471	2320	2519	199	286	314	28	10.97	11.00	0.11	2615	2859	244
20+	565	617	52	185	202	17	54	60	6	22.59	22.90	0.31	326	355	29
	4656	5075	419	2135	2317	182	232	254	22	9.80	9.88	0.08	2289	2504	215

Differences are new procedure estimates minus old procedure estimates.)

Table 1. Selected Characteristics of Families--Median Income in 1983 of Families by Type of Weighting Procedure

Characteristic	New procedure	Old procedure	Percent change
<b>ALL RACES</b>			
Total.....	\$24,549	\$24,580	-.1
<b>Region</b>			
Northeast.....	26,636	26,678	-.2
Midwest.....	24,739	24,730	-
South.....	22,480	22,495	-.1
West.....	25,511	25,592	-.3
<b>Type of family</b>			
Married couples.....	27,268	27,286	-.1
Male householder, no wife present.....	21,770	21,845	-.3
Female householder, no husband present.....	11,769	11,789	-.2
<b>WHITE</b>			
Total.....	25,719	25,757	-.1
<b>Region</b>			
Northeast.....	27,698	27,754	-.2
Midwest.....	25,542	25,533	-
South.....	24,440	24,465	-.1
West.....	25,892	26,011	-.5
<b>Type of family</b>			
Married couples.....	27,660	27,691	-.1
Male householder, no wife present.....	23,125	23,208	-.4
Female householder, no husband present.....	13,713	13,761	-.3
<b>BLACK</b>			
Total.....	14,532	14,506	.2
<b>Region</b>			
Northeast.....	15,633	15,589	.3
Midwest.....	13,118	13,048	.5
South.....	13,860	13,828	.2
West.....	18,209	18,217	-
<b>Type of family</b>			
Married couples.....	21,858	21,840	.1
Male householder, no wife present.....	15,474	15,552	-.5
Female householder, no husband present.....	8,028	7,999	.4
<b>SPANISH ORIGIN<sup>1</sup></b>			
Total.....	16,907	16,956	-.3
<b>Region</b>			
Northeast.....	12,930	12,766	1.3
Midwest.....	19,714	19,713	-
South.....	17,426	17,486	-.3
West.....	17,319	17,413	-.5
<b>Type of family</b>			
Married couples.....	20,103	20,212	-.5
Male householder, no wife present.....	18,130	18,032	.5
Female householder, no husband present.....	7,876	7,797	1.0

<sup>1</sup>Persons of Spanish origin may be of any race.

Table 2. Selected Characteristics of Persons--Median Income in 1983 of Persons by Type of Weighting Procedure

Characteristic	New procedure	Old procedure	Percent change
<b>MALES</b>			
Total.....	\$14,590	\$14,631	-.3
<b>Race</b>			
White.....	15,359	15,401	-.3
Black.....	8,989	8,967	.2
Spanish origin <sup>1</sup> .....	10,841	11,278	-3.9
<b>Region</b>			
Northeast.....	15,468	15,474	-
Midwest.....	14,915	14,870	.3
South.....	13,328	13,378	-.4
West.....	15,409	15,564	-1.0
<b>Relationship</b>			
In families.....	14,945	14,973	-.2
Householder.....	18,976	18,999	-.1
Spouse of householder.....	16,346	16,395	-.3
Other relative.....	4,011	4,022	-.3
In unrelated subfamilies.....	6,944	7,165	-3.1
Unrelated individuals.....	13,151	13,249	-.7
<b>FEMALES</b>			
Total.....	6,303	6,319	-.3
<b>Race</b>			
White.....	6,403	6,421	-.3
Black.....	5,542	5,543	-
Spanish origin <sup>1</sup> .....	5,371	5,402	-.6
<b>Region</b>			
Northeast.....	6,370	6,390	-.3
Midwest.....	5,961	5,964	-.1
South.....	6,153	6,167	-.2
West.....	6,926	6,954	-.4
<b>Relationship</b>			
In families.....	5,639	5,650	-.2
Householder.....	8,059	8,069	-.1
Spouse of householder.....	5,913	5,916	-.1
Other relative.....	3,506	3,518	-.3
In unrelated subfamilies.....	6,148	6,174	-.4
Unrelated individuals.....	9,117	9,130	-.1

<sup>1</sup>Persons of Spanish origin may be of any race.

Table 3. Number and Rates--Persons, Families and Unrelated Individuals Below the Poverty Level in 1983 by Type of Weighting Procedure

(Numbers in thousands)

Characteristic	New procedure		Old procedure		Difference	
	Number	Rate	Number	Rate	Number	Rate
<b>PERSONS</b>						
All persons.....	35,515	15.3	35,266	15.2	249	.1
Race and Spanish origin						
White.....	24,189	12.2	23,974	12.1	215	.1
Black.....	9,888	35.7	9,885	35.7	3	-
Spanish origin <sup>1</sup> .....	4,641	28.1	4,249	28.4	392	-.3
Family status						
In families.....	28,025	13.9	27,804	13.8	221	.1
Householder.....	7,681	12.4	7,641	12.3	40	.1
Related children under 18....	13,449	21.8	13,326	21.7	123	.1
Other member.....	6,895	8.9	6,837	8.8	58	.1
In unrelated subfamilies.....	630	52.3	630	51.9	-	.4
Related children under 18....	341	61.4	342	61.2	-1	.2
Unrelated individuals.....	6,861	23.5	6,832	23.4	29	.1
Male.....	2,654	20.2	2,619	19.9	35	.3
Female.....	4,206	26.3	4,213	26.2	-7	.1
<b>FAMILIES</b>						
Total.....	7,681	12.4	7,641	12.3	40	.1
Race and Spanish origin						
White.....	5,254	9.7	5,223	9.7	31	-
Black.....	2,161	32.3	2,162	32.4	-1	-.1
Spanish origin <sup>1</sup> .....	985	26.0	933	26.1	52	-.1

<sup>1</sup>Persons of Spanish origin may be of any race.

SPANISH ORIGIN

Race	Reweight 1984	Original 1984	Difference
Total	16199	14947	1252
White	15761	14554	1207
Black	312	287	25
Other	126	106	20

**INTRODUCTION OF 1980 CENSUS INDUSTRY AND  
OCCUPATION (I/O) CLASSIFICATION SYSTEMS**

The 1980 census I/O codes were implemented for the first time in the Current Population Survey in January 1983. Differences between the codes used in 1970 and those used in 1980 have little effect on industry-related data; however, the implementation of the new codes for occupation categories poses a problem in historical data analysis.

Differences between the 1970 and 1980 occupation classification systems affect classification at all levels. Commonly used terms such as white-collar, blue-collar, professional and technical, craft worker, and operative occupations have been eliminated. These identifiers have been replaced with new categories representing conceptual as well as language changes. The following table compares the 1970 and 1980 occupation categories at the broadest levels of aggregation.

**Occupational Groupings Based on the 1970 and 1980  
Census Classification Systems**

1970	1980
<b>White-collar workers</b> Professional and technical workers Managers and administrators, except farm Sales workers Clerical workers	<b>Managerial and professional specialty</b> Executive, administrative, and managerial Professional specialty
<b>Blue-collar workers</b> Craft and kindred workers Operatives, except transport Transport equipment operatives Nonfarm laborers	<b>Technical, sales, and administrative support</b> Technicians and related support Sales occupations Administrative support, including clerical
<b>Service workers</b> Private household workers Other service workers	<b>Service occupations</b> Private household Protective service Service, except private household and protective
<b>Farm workers</b> Farmers and farm managers Farm laborers and supervisors	<b>Precision production, craft, and repair</b>  <b>Operators, fabricators, and laborers</b> Machine operators, assemblers, and inspectors Transportation and material moving occupations Handlers, equipment cleaners, helpers, and laborers
	<b>Farming, forestry, and fishing</b>

While the new occupation classification system allows comparisons between the March 1985 ADF, the 1980 census, and other postcensus data sets, its incorporation restricts comparisons with earlier ADF files.

Further information regarding the changes between the 1970 and 1980 classification systems is provided in the February 1983 issue of Employment and Earnings published by the Bureau of Labor Statistics. A nine-page list of conversion factors used for the occupation codes in the CPS is available from Data User Services Division, Customer Services, Bureau of the Census. This list contains each 1970 detailed occupation category and the 1980 major occupation



category (or categories with percentages for each) into which it should be converted. It shows which detailed occupation categories belong to the 13 major occupation categories. This list can be used to make conversions in microdata files or in data aggregated by 1970 detailed codes.

Entitled "CPS Occupation Categories: Detailed 1970 and Major 1980 Classifications," the conversion factors cost \$5 and are available from Customer Services (301/763-4100).

Technical questions regarding the limitations of the conversion factors and the guidelines on data presentation should be directed to the Labor Force Statistics Branch of the Bureau's Population Division at 301/763-5144.

## CHANGES IN CURRENT POPULATION SURVEY CONCEPTS

The concepts listed below show changes made in the household and family concepts for the March 1980 Current Population Survey (CPS) and which apply to all subsequent March supplements to the CPS. These changes affect the definitions for total households and subfamilies (See Figures 4-6), and correspond to the terminology and concepts used for the 1980 decennial census.

### Concepts on Families

Primary Family Head. Prior to 1980, the person who maintained the family was referred to as the head, and in husband-wife households, the head by definition had to be a male. The new definition permits the wife to be designated as the "householder." <sup>1/</sup>

Husband-wife. In addition to the definitional change described above, the old husband-wife designation is now referred to as a "married-couple" family.

Male Head, no wife present. Now referred to as "other family, male householder."

Female Head, no husband present. Now referred to as "other family, female householder."

Subfamilies. The term "related" was added to this concept. Related subfamilies refer to family groups within households where members are related to, but do not include, the householder or spouse of the householder. Neither the householder nor his/her spouse are included in this grouping.

Like the family households, husband-wife relationships are also referred to as "married-couple" subfamilies. However, a subfamily "male head with no wife present" is called a "father-child" related subfamily while a "female head with no husband present" is called a "mother-child" related subfamily.

Secondary Families. As a corollary to the related subfamily change, secondary families are now referred to as "unrelated subfamilies." Unrelated subfamilies refer to family groups within households where no member is related to the householder.

The same types of family relationships described for related subfamilies also apply to unrelated subfamilies with one addition (e.g., married-couple, father-child, mother-child unrelated subfamilies and other unrelated subfamilies; see Figure 4).

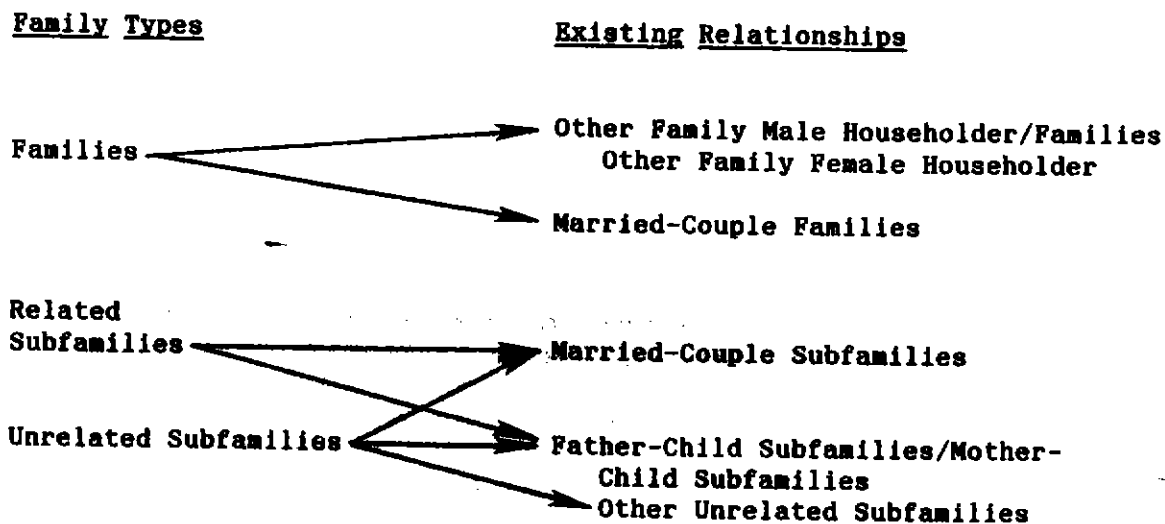
<sup>1/</sup> This change in definition for husband-wife households, however, may have a slight impact on the generation of family tables which are traditionally tallied by the characteristics of the head.

Total families. Data for secondary families (now unrelated subfamilies) no longer appear in the total families category. Therefore, the term "family" is now synonymous with the term "primary family." This usage is consistent with the family concept used in the 1980 census.

Adults. In defining adults, the age limit has been raised from 14 to 15 years old. Therefore, supplemental data for adults are only available for the 15+ population. (Basic labor force data, however, are still available for 14 year olds.

FIGURE 4

Concepts Affecting Families



Concepts on Individuals

Head of Household, Spouse and Child. A variety of concepts have been used to identify related individuals. These include: head of household, spouse, and child. Both the head of household and spouse concepts have changed as shown in Figure 5. In related and unrelated subfamilies, the head is now referred to as the "reference person."

Primary Individual. Although everyone is or has been part of a family, many people do not live in a family setting. A primary individual, for example, is a person who lives alone or with nonrelatives. For 1980 and beyond, this person will be referred to as a "nonfamily householder" as shown in Figure 6.

Secondary Individual. This concept, like "primary individual," refers to unrelated individuals in a household. For 1980 and beyond, it will be referred to as "other person living with no relatives" as shown in Figure 6.

FIGURE 5

Major Changes in Concepts Affecting Related Individuals

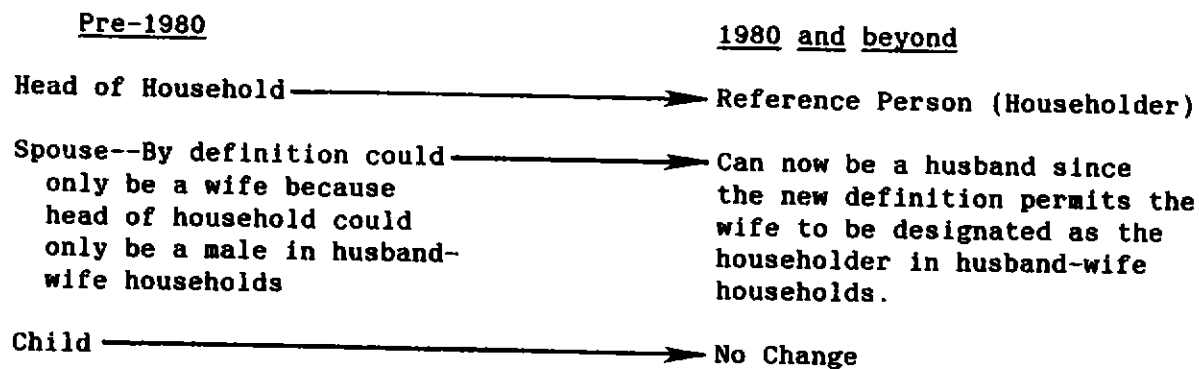
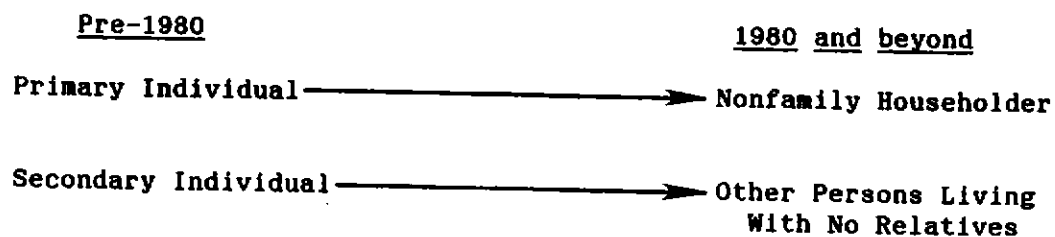


FIGURE 6

Major Changes in Concepts Affecting Unrelated Individuals





SUMMARY OF CHANGES IN DEFINITIONS AND TERMINOLOGY FOR  
PRESENTATION OF HOUSEHOLD AND FAMILY DATA

I. General definitional change. The secondary family component of "total families" is excluded from the total families universe, thus, making the term "family" synonymous with the term "primary" family and consistent with the decennial-census family concept. Secondary families will continue to be recognized in the CPS and their characteristics will be tabulated separately. These secondary family data will be shown on a limited basis and will be referred to as unrelated subfamily data (see sections IV and V below).

II. Household Relationships

Categories: 1980 and beyond

Total population  
 In households  
 Family householder  
 Married, spouse\* present  
 Other  
 Spouse\* of householder  
 In related subfamilies  
 Married, spouse\* present  
 Child of householder  
 Parent, no spouse present  
 Child of householder  
 Child  
 Child of householder, not in related subfamilies  
 Other relatives, not in related subfamilies  
 In unrelated subfamilies  
 Reference person  
 Married, spouse\* present  
 Other  
 Spouse\* of reference person  
 Other in unrelated subfamily  
 Other in unrelated subfamily  
 Nonfamily householder  
 Other persons living with no relatives  
 In group quarters

Categories: Pre-1980

Total population  
 In households  
 Head of primary family  
 Married, spouse\*\* present  
 Other  
 Spouse\*\* of primary family head  
 In subfamilies  
 Married, spouse\*\* present  
 Child of primary family head  
 Other subfamily head  
 Child of primary family head  
 Child of subfamily head  
 Child of primary family head, not in subfamilies  
 Other relatives not in subfamilies  
 In secondary families  
 Head of family  
 Married, spouse\*\* present  
 Other  
 Spouse\*\* of family head  
 Child of family head  
 Others in secondary families  
 Primary individual  
 Secondary individual in households  
 In group quarters

\*Indicates husband or wife as appropriate when data are shown by sex.  
 \*\*By definition, can only be a wife.

III. Households by type

Categories: 1980 and beyond

Total households  
Family households  
  Married-couple family  
  Other family, male householder  
  Other family, female householder  
Nonfamily households  
  Male householder  
  Female householder

Categories: Pre-1980

Total households  
Primary families  
  Husband-wife  
  Male head, no wife present  
  Female head, no husband present  
Primary individuals  
  Male  
  Female

IV. Related subfamilies. Defined as nuclear family groups within households where members are related to, but do not include, the householder or spouse of householder (formerly called "subfamilies").

Categories: 1980 and beyond

Total related subfamilies  
Married-couple  
Mother-child  
Father-child

Categories: Pre-1980

Total subfamilies  
Husband-wife  
Female head, no husband present  
Male head, no wife present

V. Unrelated subfamilies. Defined as family groups within households where members are not related to the householder (formerly called "secondary families").

Categories: 1980 and beyond

Total unrelated subfamilies  
Married-couple  
Mother-child  
Father-child  
Other

Categories: Pre-1980

Total secondary families  
Husband-wife  
Female head, no husband present  
Male head, no wife present

CHANGES IN THE DATA DICTIONARY SINCE 1984

The differences between the March 1984 and 1985 files are as follows: Data on migration reflect the period 1980 to 1985; income limits were raised on most income fields.





DATA DICTIONARY INDEX

Current Population Survey, March 1985

<u>Item</u>	<u>Character Position</u>
<u>HOUSEHOLD RECORD INDEX</u>	
<u>Geographic Code and Size</u>	
Central City Status Code	H50
Division Code	H38
FIPS SMSA Code	H45
Modified SMSA Status Code	H49
Region Code	H37
SMSA Rank by Size	H43
SMSA Size Recode	H51
State Geographic Code	H39
State Population Size Rank	H41
<u>Flags</u>	
Energy Assistance	H128
Food Stamps	H116
Household Number	H57
Household Without Heat; Unable to Pay	
Heating Fuel Bill	H129
Tenure, Public Housing, Lower Rent	H63
Type of Fuel	H133
Value of Energy Assistance Received	H132
<u>Household Characteristics</u>	
Farm/Nonfarm Recode	H56
Household Status	H69
Household Type	H13
Household Without Heat; Unable to Pay	
Heating Fuel Bill	H118
Number of Families in This Household	H11
Number of Household Members 5-18 Never	
Married Other Than Householder	H103
Number of Housing Units in Structure	H34
Number of Married Couples in Household	
Excluding Householder and Spouse	H83
Number of Persons in Household Not Related	
to Householder	H82
Number of Persons in Household Under Age 18	H70
Number of Persons in This Household	H9
Phone Available	H127
Phone in Household	H126
Public Housing Project	H61
Race of Householder (Type A Noninterview)	H30
Relationship to Householder Recode	H81
Rent Subsidy	H62
Tenure of Household	H60
Trailer Portion of Unique Household	H7
Type of Heating Fuel	H125
Type of Living Quarters	H58

<u>Item</u>	<u>Character Position</u>
<u>Income (Cash and Noncash)</u>	
Free or Reduced Price Lunch Received at School	H106, H107
Hot Lunch Eaten at School	H104, H105
Household Income Percent Cut 1	H84
Household Income Percent Cut 2	H85
Household Income Recode	H87
Household Received Energy Assistance	H117
Household Received Food Stamps	H108
Number of Months Household Members Received Food Stamps	H110
Number of Persons in Household Covered by Food Stamps	H109
Total Household Income	H72
Value of Energy Assistance Received by Household	H121
Value of Food Stamps Received by Household Members	H112
<u>Noninterview Reason</u>	
Noninterview Reason	H31
Weight for Noninterview Records	H33
<u>Number of Families (See Household Characteristics)</u>	
<u>Number of Married Couples (See Household Characteristics)</u>	
<u>Number of Persons (See Household Characteristics)</u>	
<u>Public Housing (See Household Characteristics)</u>	
<u>Race of Head (See Household Characteristics)</u>	
<u>Record Identification</u>	
Household Number	H16
Household Record Type	H331
Identification Number	H18
Index of Principal Person	H14
Month-In-Sample Code	H17
Sequence Number	H1
<u>SMSA (See Geographic Code and Size)</u>	
<u>Weight</u>	
Household Weight	H196
<u>FAMILY RECORD INDEX</u>	
<u>Age (See Also Marital Status and Own Children)</u>	
Members 18 to 64 Years of Age	F148
Members 65 Years and Over	F149

<u>Item</u>	<u>Character Position</u>
Number of Children in Family 5 to 17	F166
Number of Persons in Family Under 18	F165
Presence of Related Children by Age	F147
<u>Flags</u>	
Flag-CS (child support)	F142
Flag-DI (dividends)	F139
Flag-EA (total family earnings)	F144
Flag-FR (farm)	F134
Flag-IN (interest)	F138
Flag-OT (other)	F145
Flag-PA (public assistance)	F137
Flag-RE (retirement income)	F141
Flag-SE (self-employment)	F133
Flag-SP (supplemental income)	F136
Flag-TO (total family)	F143
Flag-US (U.S. government sources-Social Security or railroad retirement)	F135
Flag-VP (veterans' payments)	F140
Flag-WS (wages and salaries)	F132
<u>Household Characteristics</u>	
Description of Family	F146
Householder of Spanish Origin	F19
Kind of Family	F9
Number of Earners in Family	F189
Number of Family Members in Labor Force	F167
Number of Persons in Family	F11
Sex and Marital Status of Family Householder and Labor Force Status of Spouse	F168
Type of Family	F10
<u>Income</u>	
Child Support, etc.	F97
Dividends, etc.	F74
Family Income to Poverty Level	F189
Family Income Percent Cut 1	F178
Family Income Percent Cut 2	F179
Family Income Recode	F192
Farm Income	F35
Interest	F66
Low Income (Poverty) Cutoff Dollar Amount	F181
Money Received from Social Security and Railroad Retirement	F42
Public Assistance and Welfare	F58
Ratio of Family Income to Poverty Level	F190
Retirement	F89
Self-employment Income	F28
Source of Income	F194
Supplemental Security, Money from U.S. and State and Local Governments	F50
Total Family Earnings	F114
Total Family Income	F105
Total Other Family Income	F123
Veterans' Payment, etc.	F81
Wages and Salaries	F20

<u>Item</u>	<u>Character Position</u>
<u>Income Reciprocity</u>	
Type A Other Income	F170
Type B Other Income	F171
Type C Other Income	F172
Type D Other Income	F173
Type E Other Income	F174
Type F Other Income	F175
Type G Other Income	F176
Type H Other Income	F177
<u>Labor Force (See Household Characteristics)</u>	
<u>Marital Status</u>	
Age of Oldest Own Child, Any Marital Status	F163
Age of Youngest Own Child, Any Marital Status	F161
Own Children, Any Age, Any Marital Status	F151
Own Children Under 25, Any Marital Status	F152
Own Never Married Children Under 15	F154
Own Never Married Children Under 18	F150, F153
<u>Own Children</u>	
Own Children Under 1	F160
Own Children Under 3	F159
Own Children Under 5	F158
Own Children Under 6	F157
Own Children Under 9	F156
Own Children Under 12	F155
<u>Record Identification</u>	
Family Record Type	F331
Family Sequence Number Within Household	F7
Index in Person Record or Family Householder or Reference Person	F13
Index in Person Record of Family Husband	F209
Index in Person Record of Family Spouse	F15
Index in Person Record of Family Wife	F207
Index in Person of Last Member	F17
Unique Household Identifier	F1
<u>Weight</u>	
Family Weight	F196
<u>PERSON RECORD INDEX</u>	
<u>Armed Forces (See Person Characteristics)</u>	
<u>Earnings</u>	
Eligibility in Rotation Groups 1 or 5	P361
<u>Education (See Person Characteristics)</u>	
<u>Employment Characteristics</u>	
Employment Status	
Class of Worker (Current Job)	P59
Class of Worker (Longest Job Last Year)	P150
Class of Worker Recode 1	P314

<u>Item</u>	<u>Character Position</u>
Detailed Industry Recode 4 (Longest Job)	P322
Detailed Occupation Recode 3 (Longest Job)	P318
Did Not Work Last Year	P129
Earners Recode	P313
Employment Status Recode	P12
Experienced Labor Force Status (Edited)	P13
Full-Part Time Status Recode	P14
Getting Paid for Time Off Last Week	P22
Industry Code (Current Job)	P49
Industry Code (Longest Job Last Year)	P151
Industry Recode (Current Job)	P52
Labor Force Recode 1	P295
Labor Force Recode 2	P296
Major Activity (Last Week)	P15
Major Industry Recode 3 (Longest Job)	P316
Major Occupation Recode 4 (Longest Job)	P320
Number of Employers Last Year	P138
Occupation Code (Current Job)	P56
Occupation Code (Longest Job Last Year)	P154
Occupation Recode (Current Job)	P54
Paid HouFly	P364
Part-Full Time Recode	P309
Reason Work Part-Time	P149
What Was Done Most of Remaining Weeks Last Year	P145
When Last Worked For Pay	P60
When Last Worked Full-Time 2 Weeks or More	P48
<b>Hours of Work</b>	
Hours Per Week Worked Last Year	P136
Hours Worked Last Week	P16
Reason Not Working 35 Hours Per Week	P19
Usual Hours Worked Per Week (Rotation Group 1 or 5)	P362
Usually Worked 35 Hours Per Week	P18
Usually Worked 35+ Hours Per Week at Job	P23
Worked Less Than 35 Hours One Week Last Year	P146
<b>Looking For Work</b>	
Believe No Work Available Not Looking	P31
Checked Employer Directly	P26
Checked Private Employment Agency	P25
Checked Public Employment Agency	P24
Checked With Friends or Relatives	P27
Could Not Find Any Work	P32
Did Nothing	P29
Intend to Look for Work Next 12 Months	P63
Looked for Work in Between Jobs	P139
Looking for Full-or Part-Time Work	P45
Looking for Work Last Year	P130
Other Method Used	P30
Placed or Answered Ads	P28
Want Regular Job Now	P62

<u>Item</u>	<u>Character Position</u>
Weeks Looking All in One Stretch	P144
Weeks Looking for Work	P43
Weeks Looking for Nonworkers	P131
Weeks Looking or On Layoff	P141, P142
Why Started Looking for Work	P42
Work Recode 1, Work Experience Weeks Looking, Nonworkers	P310
Work Recode 2, Part Year Worker Weeks Looking	P311
Work Recode 3, Part Year Worker Weeks Looking	P312
<b>Unable to Work</b>	
Any Reason Could Not Take Job	P46
Cannot Arrange Child Care	P36
Do Not Know	P41
Employers Think Too Young or Old	P34
Family Responsibilities	P37
Ill Health or Physical Disability	P39
In School or Other Training	P38
Lacks Necessary Schooling	P33
Lost Full Weeks Work Due to Work Layoff	P140
Main Reason Did Not Work Last Year	P133
Other	P40
Personal Handicap	P35
Reason Could Not Take Work Last Week	P47
Why Left Job	P61
<b>Weeks Worked</b>	
Weeks Worked Last Year	P134
Weeks Worked Part-Time	P147
Weeks Worked Recode	P307
Why Not at Work Last Week	P21
<u>Flag</u>	
Allocation	P64, P65, P66, P67, P68, P69, P70, P71, P72, P73, P74, P75, P76, P77, P78, P79, P80, P81, P82, P84, P85, P90
Child Support	P190
Dividend	P187
Earn Hourly	P385
Earn Weekly	P386
Farm Income	P182
Interest	P186
Paid Hourly	P384
Public Assistance	P185
Retirement Income	P189
Self Employment	P181
Supplemental Security	P183

<u>Item</u>	<u>Character Position</u>
Top Coded	P269, P270, P271, P272, P273, P274, P275, P276, P277, P278, P279, P280, P281, P282 P188 P180
Veterans' Payments	
Wage and Salaries Flag	
<u>Household Characteristics</u>	
Family Number	P105
Family Relationship	P106
Family Type	P104
Household Recode (1 thru 4)	P297, P299, P300, P302
Parent Line Number	P358
Parent Present	P334
Parents Recode (Presence of Parents)	P303
Relationship to Householder	P103
Spouse Line Number	P389
Spouse Present	P335
<u>Income (Non-Wages and Salaries Sources)</u>	
Alimony, Child Support, Other Income	P243
Dividends, Rentals, Trust	P227
Farm	P202
Hourly Earnings	P365
Interest Amount	P222
Low Income (Poverty) Cut-off	P289
Pension	-P238
Person's Income Recode	P324
Personal Income Total	P248
Public Assistance Amount	P217
Self-employment	P196
Source of Income Recode	P326
Supplemental Security	P213
Total Earnings	P255
Total Other Income	P262
Social Security/Railroad Retirement	P208
Veterans' Unemployment, Workmen's Compensation	P233
Wages or Salaries	P191
Weekly Earnings Before Deductions, Usual	P369
<u>Income Reciprocity</u>	
Aid to Dependent Children	P164
Alimony and Child Support	P177
Anything Else	P179
Dividends	P167
Estates and Trust	P169
Farm Income	P159



<u>Item</u>	<u>Character Position</u>
Federal Government Pension	P175
Interest	P166
Military Retirement	P174
Other Public Assistance	P165
Other Regular Contribution	P178
Private Pension	P173
Railroad Retirement	P161
Rent and Royalties	P168
Self-employment	P158
Social Security	P160
State and Local Government Pension	P176
Supplemental Security	P162
Unemployment Compensation	P171
Veterans' Payments	P170
Wage and Salary	P157
Workmen's Compensation	P172
<u>Insurance/Pension Coverage</u>	
CHAMPUS or Military Health Care	
Group Health	P353, P354
Other Persons Covered	P345, P348
Part Paid by Employer	P347
Medicaid	P346
Medicare	P351, P352
Other Health Insurance	P349, P350
Other Persons Covered	P355, P356
Pension Plan	P357
	P343, P344
<u>Labor Force</u> (See Employment Characteristics)	
<u>Labor Union</u>	
Coverage	
Member	P388
	P387
<u>Person Characteristics</u>	
Age Recode	
Age Recode 1	P306
Age in Single Years	P304
Completed Highest Grade Attended	P110
Highest Grade Attended	P117
Marital Status	P115
Race	P107
Sex	P109
Spanish Ethnicity	P108
Veteran Status	P113
	P112
<u>Record Identification</u>	
Family Membership Key	
Person Line Number	P10
Person Record Type	P332
Person Sequence Number Within Household	P331
Population Type Item 25A	P7
Principal Person Indicator	P102
	P9

<u>Item</u>	<u>Character Position</u>
Related Subfamily Membership Key	P11
Unique Household Identifier	P1
<u>Residence</u>	
Living in Same House March 1980	P339
Migration--Residence 1980 to 1985	P328
Region of Residence in 1980--Migration	P329
Residence 1980 to 1985	P341
SMSA Residence in 1980 Recode	P330
SMSA Residence March 1980	P340
State Residence in 1980	P337
<u>Unemployment (See Employment Characteristics)</u>	
<u>Weights</u>	
Basic CPS Person Weight	P91
March Supplement Weight	P118
Basic Earnings Weight	P372



RELATIONSHIP OF QUESTIONNAIRE ITEMS TO FIELD NAMES ON THE  
ANNUAL DEMOGRAPHIC FILE

In March 1979 the Census Bureau introduced a new income supplement (CPS-665). However, the processing system has never been updated to reflect the new questionnaire. Instead, income items on the questionnaire were reformatted so that the existing processing system could be utilized. The chart on the following page shows how the questionnaire items are reformatted into income fields on the annual demographic file.

QUESTIONNAIRE ITEMS		NAME OF FIELD ON ANNUAL DEMOGRAPHIC FILE
CPS-665	INCOME TYPE	
48A	Wages and salaries	I51AWS
48B	Nonfarm self-employment	I51BSE
48B	Farm self-employment	I51CFR
49B	Wages and salaries	I51AWS
49B	Nonfarm self-employment	I51BSE
49B	Farm self-employment	I51CFR
51A	Unemployment compensation	I53DUC
52B	State Workers Comp., Employers insurance or other	I53DWC
52B	Own insurance	I53FAE
56B	Social Security	I52ASS
57B	Supplemental Security	I52BUS
58C(01)	Veteran survivor pension	I53DVP
58C(02)	Company or union survivor pension	I53EPP
58C(03)	Federal Government pension	I53EFG
58C(04)	Military Retirement pension	I53EMR
58C(05)	State or local government survivor pension	I53ELG
58C(06)	Railroad Retirement survivor pension	I52ARR
58C(07)	Workers compensation survivor pension	I53DWC
58C(08)	Black Lung survivor pension	I53DWC
58C(09)	Estates and trusts	I53CEST
58C(10)	Annuities or paid up life insurance	I53EPP
58C(11)	Other survivor payments	I53FAE
61C(01)	Veterans disability	I53DVP
61C(02)	Worker's Compensation	I53DWC
61C(03)	Company or union disability	I53EPP
61C(04)	Federal Government disability	I53EFG
61C(05)	Military retirement disability	I53EMR
61C(06)	State or local government disability	I53ELG
61C(07)	Railroad Retirement disability	I52ARR
61C(08)	Accident or disability insurancy	I53FAE
61C(09)	Black Lung disability	I53DWC
61C(10)	State temporary sickness	I53DWC
61C(11)	Other disability payments	I53FAE
62C(1)	Comapny or union pension	I53EPP
62C(2)	Federal Government retirement	I53EFG
62C(3)	Military retirement	I53EMR
62C(4)	State or local government pension	I53ELG
62C(5)	Railroad Retirement	I52ARR
62C(6)	Annuities or paid up life insurance	I53EPP
62C(7)	Other retirement (inc. IRA or KEOUGH)	I53EPP
63B	Interest	I53BINT
64B	Dividends	I53CDIV
65B	Rent	I53CRENT
65B	Estates and trusts	I53CEST
66D(a)	GI Bill or VEAP	I53DVP
66D(b)	Pell Grant or BEOG	I53FAE
66D(c)	Other government educational assistance	I53FAE
66D(d)	SchoTarship or grant from school	I53FAE
66D(e)	Other educational assistance	I53FAE
68B	AFDC	I53AADC
68B	Other public assistance	I53AOTH
69B	Veteran's Administration payments	I53DVP
70B	Child support	I53FAL
71B	Alimony	I53FAL
72B	Financial assistance from outside household	I53FREG

## HOW TO USE THE DATA DICTIONARY

This computer-generated report documents the data contents and the record layout of the file. Below is a brief description of the information provided for each data item.

The first line of each data item description gives the name, size/scale, begin position, data type, and the variable label. Following those items, on subsequent lines, are any applicable notes and value codes. Each of these items is defined below.

1. Name. This is an arbitrarily assigned 8 character identifier. It may be a mnemonic such as "STATE" or "EDNUMBER", or sequential identifier such as "TAB1", "TAB2", etc.
2. Size/Scale. The size of a data item is given in characters. The scale of a data item is given in integer powers of 10. Implied decimals or multipliers (in integer powers of ten only) are indicated by a "-" or a "+" followed by a number. For example, 123.45 would appear on the data tape as 12345, and the size/scale value would be 5/-2. A number recorded in thousands (12,345,000 for example) would appear on the data tape as 12345 and the size/scale value would be 5/+3. Scale factors which are not an integer power of ten are identified in the notes following the label, and in the footnotes.
3. Begin. This is the location in the data record of the first character of the data item.
4. Data Type. The data type indicates whether the data item is alphanumeric (A) or numeric (N).
5. Description. (This is not titled in the Data Dictionary.)

Label. This is a single 40 character line or a set of 40 character lines which describes the data item.

Notes and Value Codes. This section provides any relevant notes or footnote references. In addition, any value codes necessary for the data item are listed and labeled here.



CPSMAR85 DATA DICTIONARY

07/29/85

NAME	SIZE/ SCALE	RECORD BEGIN	H DATA TYPE	
HSEQNUM	6	1	A	HOUSEHOLD SEQUENCE NUMBER - UNIQUE ID SAME ID WILL APPEAR FOR EACH PERSON IN THIS HOUSEHOLD IN THE PPSEQNUM SAME ID WILL APPEAR FOR EACH FAMILY IN THIS HOUSEHOLD IN THE FFSEQNUM
HHPOS	2	7	A	TRAILER PORTION OF UNIQUE HOUSEHOLD 00=FOR HOUSEHOLD RECORD 01-39=FOR PERSON RECORD 41-79=FOR FAMILY RECORD
NUMPERS	2	9	N	NUMBER OF PERSONS IN THIS HOUSEHOLD
NUMFAM	2	11	N	NUMBER OF FAMILIES IN THIS HOUSEHOLD
HHTYPE	1	13	A	HOUSEHOLD TYPE 1 INTERVIEW HOUSEHOLD, WITH HOUSEHOLDER 2 GROUP QUARTERS (COLLECTIVE HH) 3 NONINTERVIEW TYPE A 4 NONINTERVIEW TYPE B/C
PPINDIND	2	14	A	INDEX OF PRINCIPAL PERSON 00 NIU 01-39 INDEX OF PRINCIPAL PERSON
ITEM9	1	16	A	HOUSEHOLD NUMBER (EDITED) 1 HOUSEHOLD 1 2 HOUSEHOLD 2 3 HOUSEHOLD 3 4 HOUSEHOLD 4 5 HOUSEHOLD 5 6 HOUSEHOLD 6 7 HOUSEHOLD 7 8 HOUSEHOLD 8



CPSMARB5 DATA DICTIONARY

07/29/85

NAME	SIZE/ SCALE	BEGIN	DATA TYPE
MIS	1	17	A MONTH-IN-SAMPLE CODE GENERATED FROM MONTH AND ROTATION
HHIDNUM	12	18	A HOUSEHOLD IDENTIFICATION NUMBER NOTE: USE AS THE HOUSEHOLD MATCH KEY WHEN MATCHING THIS FILE TO ANY OTHER CPS FILE.
BITM14RC	1	30	A RACE OF HOUSEHOLDER (TYPE A NON- INTERVIEW RECORDS ONLY) 0 NIU 1 WHITE 2 BLACK 3 OTHER
BITM15RC	2	31	A NONINTERVIEW REASON (TYPE B-C NONINTERVIEW RECORDS ONLY) 00 NIU 01 VACANT - REGULAR 02 VACANT - STORAGE FOR HH FURNITURE 03 TEMPORARILY OCCUP. BY LIRE 04 UNFIT OR TO BE DEMOLISHED 05 UNDER CONSTRUCTION, NOT READY 06 CONVERTED TO TEMP BUSINESS OR STORAGE 07 OCCUPIED BY PERSONS IN AF OR UNDER 14 08 UNOCCUPIED TENT OR TRAILER SITE 09 PERMIT GRANTED, CONST. NOT STARTED 10 OTHER 11 DEMOLISHED 12 HOUSE OR TRAILER MOVED 13 OUTSIDE SEGMENT 14 CONVERTED TO PERM BUSINESS OR STORAGE 15 MERGED 16 CONDEMNED 17 BUILT AFTER APRIL 1,1970 18 UNUSED LINE ON LISTING SHEET 19 OTHER
BNIWGT	1	33	A WEIGHT CODE FOR NONINTERVIEW RECORDS

CPSMAR85 DATA DICTIONARY

07/29/85

NAME	SIZE/ SCALE	BEGIN	DATA TYPE
		0	NIU
		1	REGULAR TYPE A,B, OR C NONINTERVIEW
		2	SUBSAMPLE TYPE A NONINTERVIEW
		3	SUBSAMPLE TYPE B NONINTERVIEW
		4	SUBSAMPLE TYPE C NONINTERVIEW
NUMHU	1	34	A
			NUMBER HOUSING UNITS IN STRUCTURE
		0	NOT CODED (NC)
		1	1
		2	2
		3	3-4
		4	5-9
		5	10+
FILL1	2	35	A
			FILLER
REGION	1	37	A
			GEOGRAPHIC REGION CODE
		1	NORTHEAST
		2	NORTH CENTRAL
		3	SOUTH
		4	WEST
DIVISION	1	38	A
			GEOGRAPHIC DIVISION CODE
		1	NEW ENGLAND
		2	MIDDLE ATLANTIC
		3	EAST NORTH CENTRAL
		4	WEST NORTH CENTRAL
		5	SOUTH ATLANTIC
		6	EAST SOUTH CENTRAL
		7	WEST SOUTH CENTRAL
		8	MOUNTAIN
		9	PACIFIC
MSTSTATE	2	39	A
			GEOGRAPHIC STATE CODE
		11	MAINE
		12	NEW HAMPSHIRE
		13	VERMONT

## CPSMARBS DATA DICTIONARY

07/29/85

NAME	SIZE/ SCALE	RECORD BEGIN	H DATA TYPE
		14	MASSACHUSETTS
		15	RHODE ISLAND
		16	CONNECTICUT
		21	NEW YORK
		22	NEW JERSEY
		23	PENNSYLVANIA
		31	OHIO
		32	INDIANA
		33	ILLINOIS
		34	MICHIGAN
		35	WISCONSIN
		41	MINNESOTA
		42	IOWA
		43	MISSOURI
		44	NORTH DAKOTA
		45	SOUTH DAKOTA
		46	NEBRASKA
		47	KANSAS
		51	DELAWARE
		52	MARYLAND
		53	DISTRICT OF COLUMBIA
		54	VIRGINIA
		55	WEST VIRGINIA
		56	NORTH CAROLINA
		57	SOUTH CAROLINA
		58	GEORGIA
		59	FLORIDA
		61	KENTUCKY
		62	TENNESSEE
		63	ALABAMA
		64	MISSISSIPPI
		71	ARKANSAS
		72	LOUISIANA
		73	OKLAHOMA
		74	TEXAS
		81	MONTANA
		82	IDAHO
		83	WYOMING
		84	COLORADO
		85	NEW MEXICO
		86	ARIZONA
		87	UTAH
		88	NEVADA
		91	WASHINGTON
		92	OREGON
		93	CALIFORNIA
		94	ALASKA
		95	HAWAII

## CPSMARB5 DATA DICTIONARY

07/29/85

RECORD H

NAME	SIZE/ SCALE	BEGIN	DATA TYPE
MSTSTRAN	2	41	A
			STATE POPULATION SIZE RANK (1970)
		01	CALIFORNIA
		02	NEW YORK
		03	PENNSYLVANIA
		04	TEXAS
		05	ILLINOIS
		06	OHIO
		07	MICHIGAN
		08	NEW JERSEY
		09	FLORIDA
		10	MASSACHUSETTS
		11	INDIANA
		12	NORTH CAROLINA
		13	MISSOURI
		14	VIRGINIA
		15	GEORGIA
		16	WISCONSIN
		17	TENNESSEE
		18	MARYLAND
		19	MINNESOTA
		20	LOUISIANA
		21	ALABAMA
		22	WASHINGTON
		23	KENTUCKY
		24	CONNECTICUT
		25	IOWA
		26	SOUTH CAROLINA
		27	OKLAHOMA
		28	KANSAS
		29	MISSISSIPPI
		30	COLORADO
		31	OREGON
		32	ARKANSAS
		33	ARIZONA
		34	WEST VIRGINIA
		35	NEBRASKA
		36	UTAH
		37	NEW MEXICO
		38	MAINE
		39	RHODE ISLAND
		40	HAWAII
		41	DISTRICT OF COLUMBIA
		42	NEW HAMPSHIRE
		43	IDAHO
		44	MONTANA
		45	SOUTH DAKOTA
		46	NORTH DAKOTA

CPSMAR85 DATA DICTIONARY

07/29/85

NAME	SIZE/ SCALE	BEGIN	RECORD H DATA TYPE
		47	DELAWARE
		48	NEVADA
		49	VERMONT
		50	WYOMING
		51	ALASKA
SMSA	2	43	A
			SMSA RANK BY SIZE (1970)
		00	NOT LISTED BELOW
		01	NEW YORK, N.Y.
		02	LOS ANGELES-LONG BEACH, CALIF.
		03	CHICAGO, ILL.
		04	PHILADELPHIA, PA.
		05	DETROIT, MICH.
		06	SAN FRANCISCO-OAKLAND, CALIF.
		07	WASHINGTON, D.C.-MD.-VA.
		08	BOSTON, MASS.
		09	NASSAU-SUFFOLK, N.Y.
		10	PITTSBURGH, PA.
		11	ST. LOUIS, MO.-ILL.
		12	BALTIMORE, MD.
		13	CLEVELAND, OHIO
		14	HOUSTON, TEXAS
		15	NEWARK, N.J.
		16	MINNEAPOLIS-ST. PALL, MINN.
		17	DALLAS, TEXAS
		18	SEATTLE-EVERETT, WASH.
		19	ANAHEIM-SANTA ANA-GARDEN GROVE, CALIF.
		20	MILWAUKEE, WIS.
		21	ATLANTA, GA.
		22	CINCINNATI, OHIO
		23	PATTERSON-CLIFTON-PASSAIC, N.J.
		24	SAN DIEGO, CALIF.
		25	BUFFALO, N.Y.
		26	MIAMI, FLA.
		27	KANSAS CITY, MO.-KAN.
		28	DENVER, COLO.
		29	SAN BERNARDINO-RIVERSIDE-ONTARIO, CA.
		30	INDIANAPOLIS, IND.
		31	SAN JOSE, CALIF.
		32	NEW ORLEANS, LA.
		33	TAMPA-ST.PETERSBURG, FLA.
		34	PORTLAND, ORE.-WASH.
		36	COLUMBUS, OHIO
		38	ROCHESTER, N.Y.
		42	SACRAMENTO, CALIF.
		44	FORT WORTH, TEXAS

## CPSMARB5 DATA DICTIONARY

07/29/85

NAME	SIZE/ SCALE	RECORD H	
		BEGIN	DATA TYPE
		45	BIRMINGHAM, ALA.
		46	ALBANY-SCHENECTADY-TROY, N.Y.
		48	NORFOLK-PORTSMOUTH, VA.
		49	AKRON, OHIO
		53	GARY-HAMMOND-EAST CHICAGO, IND.
		57	GREENSBORO-WINSTON-SALEM-HIGH POINT, N.C.
SMSAFIPS	4	45	A
			FIPS SMSA CODE
		0000	NOT IDENTIFIABLE
		5600	NEW YORK, N.Y.
		4480	LOS ANGELES-LONG BEACH, CALIF.
		1600	CHICAGO, ILL.
		6160	PHILADELPHIA, PA.
		2160	DETROIT, MICH.
		7360	SAN FRANCISCO-OAKLAND, CALIF.
		8840	WASHINGTON, D.C.-MD.-VA.
		1120	BOSTON, MASS.
		5380	NASSAU-SUFFOLK, N.Y.
		6280	PITTSBURGH, PA.
		7040	ST. LOUIS, MO.-ILL.
		0720	BALTIMORE, MD.
		1680	CLEVELAND, OHIO
		3360	HOUSTON, TEXAS
		5640	NEWARK, N.J.
		5120	MINNEAPOLIS-ST. PALL, MINN.
		1920	DALLAS, TEXAS
		7600	SEATTLE-EVERETT, WASH.
		0360	ANAHEIM-SANTA ANA-GARDEN GROVE, CA.
		5080	MILWAUKEE, WIS.
		0520	ATLANTA, GA.
		1640	CINCINNATI, OHIO
		6040	PATTERSON-CLIFTON-PASSAIC, N.J.
		7320	SAN DIEGO, CALIF.
		1280	BUFFALO, N.Y.
		5000	MIAMI, FLA.
		3760	KANSAS CITY, MO.-KAN.
		2080	DENVER, COLO.
		7280	SAN BERNARDINO-RIVERSIDE-ONTARIO,
		3480	INDIANAPOLIS, IND.
		7400	SAN JOSE, CALIF.
		5560	NEW ORLEANS, LA.
		8280	TAMPA-ST. PETERSBURG, FLA.
		6440	PORTLAND, ORE.-WASH.
		1840	COLUMBUS, OHIO
		6840	ROCHESTER, N.Y.

CPSMAR85 DATA DICTIONARY

07/29/85

NAME	SIZE/ SCALE	RECORD BEGIN	H DATA TYPE
		6920	SACRAMENTO, CALIF.
		2800	FORT WORTH, TEXAS
		1000	BIRMINGHAM, ALA.
		0160	ALBANY-SCHENECTADY-TROY, N.Y.
		5720	NORFOLK-PORTSMOUTH, VA.
		0080	AKRON, OHIO
		2960	GARY-HAMMOND-EAST CHICAGO, IND.
		3120	GREENSBORO-WINSTON-SALEM-HIGH POINT, N.C.
MSTMSAR	1	49	A
			MODIFIED SMSA STATUS CODE
			NOTE: SELECTED SMSA'S ARE SUPPRESSED BECAUSE OF CONFIDENTIALLY REQUIREMENTS. IN SUCH CASES, THE RECORD IS ASSIGNED CODE FOR "NOT IDENTIFIABLE."
		1	SMSA
		2	NON SMSA
		3	NOT IDENTIFIABLE
CCCSMSA	1	50	A
			CENTRAL CITY STATUS CODE
		1	CENTRAL CITY
		2	BALANCE OF SMSA
		3	NON SMSA
		4	NOT IDENTIFIABLE
SMSASIZR	1	51	A
			SMSA SIZE RECODE
		0	NIU
		1	3,000,000 OR MORE
		2	1,000,000 - 2,999,999
FILL2	4	52	A
			FILLER
LANDUSAG	1	56	A
			FARM NON-FARM RECODE
		1	NONFARM
		2	FARM WITH SALES GREATER THAN \$1,000

CPSMAR85 DATA DICTIONARY

07/29/85

NAME	SIZE/ SCALE	BEGIN	RECORD H DATA TYPE
AITEM9	1	57	A
		0	ALLOCATION FLAG FOR HH NUMBER
		1	NOT ALLOCATED
ITEM4	2	58	A
			TYPE OF LIVING QUARTERS
		01	HOUSE, APARTMENT
		02	IN NONTRANSIENT HOTEL, ETC
		03	HU PERMANENT, IN TRANSIENT HOTEL, ETC.
		04	HU IN ROOMING HOUSE
		05	MOBILE HOME OR TRAILER
		06	HU NOT SPECIFIED ABOVE
		07	QUARTERS NOT HU (GROUP QUARTERS)
		08	UNIT NOT PERMANENT (GROUP QUARTERS)
		09	TENT/TRAILER SITE (GROUP QUARTERS)
		10	OTHER NOT HU (GROUP QUARTERS)
TENURE	1	60	A
		1	TENURE OF HOUSEHOLD
		2	OWNED OR BEING BOUGHT
		3	RENTED
			NO CASH RENT
PUBLIC	1	61	A
			PUBLIC HOUSING PROJECT
		0	NIU
		1	YES
		2	NO
LOWERREN	1	62	A
			RENT SUBSIDY
		0	NIU
		1	YES
		2	NO
TENALLO	1	63	A
			TENURE ALLOCATED
		0	NOT ALLOCATED
		1	ALLOCATED ONE OR MORE ITEMS (TENURE, PUBLIC, AND/OR LOWERREN)



CPSMARB DATA DICTIONARY

07/29/85

NAME	SIZE/ SCALE	BEGIN	DATA TYPE	
FILL3	5	64	A	
HHSTATUS	1	69	A	FILLER
				HOUSEHOLD STATUS
		0		NIU (GROUP QUARTERS)
		1		FAMILY
		2		NONFAMILY HOUSEHOLDER LIVING ALONE
		3		NONFAMILY HOUSEHOLDER LIVING WITH NONRELATIVES
HLND18	2	70	N	
				NUMBER OF PERSONS IN HOUSEHOLD UNDER AGE 18
			0	NONE
HHINCTOT	9	72	N	01-39 = Number of persons under 18
				TOTAL HOUSEHOLD INCOME
				00000000 = NO INCOME
				NEGATIVE AMT = INCOME LOSS
				POSITIVE AMT = INCOME
HHRECREL	1	81	A	
				RELATIONSHIP TO HOUSEHOLDER RECODE
		0		NIU (GROUP QUARTERS)
		1		ALL MEMBERS RELATED TO HOUSEHOLDER
		2		NO MEMBERS RELATED TO HOUSEHOLDER
		3		SOME MEMBERS RELATED TO HOUSEHOLDER
HHNUMRL	1	82	A	
				NUMBER OF PERSONS IN HOUSEHOLD NOT RELATED TO HOUSEHOLDER
		0		NONE/ NIU (GROUP QUARTERS)
		1		1 PERSON
		2		2 PERSONS
		3		3 PERSONS
		4		4 OR MORE PERSONS
HHNUMCPL	1	83	A	
				NUMBER OF MARRIED COUPLES IN HOUSEHOLD EXCLUDING HOUSEHOLDER AND SPOUSE

CPSMARB5 DATA DICTIONARY

07/29/85

NAME	SIZE/ SCALE	BEGIN	RECORD H DATA TYPE
HHTOPSPC	1	0	NONE
		1	1 COUPLE
		2	2+ COUPLES
		84	A
HHPCTCUT	2	0	HOUSEHOLD INCOME PERCENT CUT 1 NATIONAL HOUSEHOLD INCOME RANKING NIU (GROUP QUARTERS)
		1	NOT IN TOP 5 PCT
		2	IN TOP 5 PCT
		85	A
HHINCMRE	2	00	HOUSEHOLD INCOME PERCENT CUT 2 NATIONAL HOUSEHOLD INCOME RANKING NIU (GROUP QUARTERS)
		01	LOWEST 5 PER CENT
		02	SECOND 5 PER CENT
		03	THIRD 5 PER CENT
		04	FOURTH 5 PER CENT
		05	FIFTH 5 PER CENT
		06	SIXTH 5 PER CENT
		07	SEVENTH 5 PER CENT
		08	EIGHTH 5 PER CENT
		09	NINETH 5 PER CENT
		10	TENTH 5 PER CENT
		11	ELEVENTH 5 PER CENT
		12	TWELVETH 5 PER CENT
		13	THIRTEENTH 5 PER CENT
		14	FOURTEENTH 5 PER CENT
		15	FIFTEENTH 5 PER CENT
		16	SIXTEENTH 5 PER CENT
		17	SEVENTEENTH 5 PER CENT
		18	EIGHTEENTH 5 PER CENT
		19	NINETEENTH 5 PER CENT
		20	TOP 5 PER CENT
		87	A
HHINCMRE	2	01	HOUSEHOLD INCOME RECODE NONE
		02	LOSS
		03	\$1 TO \$2,499
		04	\$2,500 TO \$4,999
		05	\$5,000 TO \$7,499
		06	\$7,500 TO \$9,999
		07	\$10,000 TO \$12,499

CPSMARB5 DATA DICTIONARY

07/29/85

NAME	SIZE/ SCALE	BEGIN	DATA TYPE
		08	\$12,500 TO \$14,999
		09	\$15,000 TO \$17,499
		10	\$17,500 TO \$19,999
		11	\$20,000 TO \$22,499
		12	\$22,500 TO \$24,999
		13	\$25,000 TO \$27,499
		14	\$27,500 TO \$29,999
		15	\$30,000 TO \$32,499
		16	\$32,500 TO \$34,999
		17	\$35,000 TO \$37,499
		18	\$37,500 TO \$39,999
		19	\$40,000 TO \$44,999
		20	\$45,000 TO \$49,999
		21	\$50,000 TO \$59,999
		22	\$60,000 TO \$74,999
		23	\$75,000 AND OVER
FILL4	14	89	A
			FILLER
HMEMB518	1	103	A
			NUMBER OF HOUSEHOLD MEMBERS 5-18
			NEVER MARRIED OTHER THAN HOUSEHOLDER
		0	ZERO MEMBERS NEVER MARRIED
		1	1 MEMBER NEVER MARRIED
		2	2 MEMBERS NEVER MARRIED
		3	3 MEMBERS NEVER MARRIED
		4	4 MEMBERS NEVER MARRIED
		5	5 MEMBERS NEVER MARRIED
		6	6 MEMBERS NEVER MARRIED
		7	7 MEMBERS NEVER MARRIED
		8	8 MEMBERS NEVER MARRIED
		9	9 OR MORE MEMBERS NEVER MARRIED
HHOTLLN	1	104	A
			COMPLETE HOT LUNCH EATEN AT SCHOOL
		0	NIU
		1	CHILDREN EAT COMPLETE LUNCH AT SCHOOL
		2	NO CHILDREN EAT COMPLETE LUNCH
			AT SCHOOL
HNUMHOT	1	105	N
			NUMBER OF CHILDREN WHO EAT
			COMPLETE LUNCH AT SCHOOL

CPSMARB5 DATA DICTIONARY

07/29/85

NAME	SIZE/ SCALE	BEGIN	RECORD H DATA TYPE	
			0	NIU 1-9 = NUMBER OF CHILDREN EAT COMPLETE LUNCH AT SCHOOL
HFREELUN	1	106	A	FREE OR REDUCED PRICE LUNCH
			0	NIU
			1	CHILDREN RECEIVE FREE OR REDUCED PRICE LUNCH
			2	NO CHILDREN RECEIVE FREE OR REDUCED PRICE LUNCH
HNUMFREE	1	107	N	NUMBER OF CHILDREN WHO RECEIVE FREE OR REDUCED PRICE LUNCH
			0	NIU
				1-9 NUMBER OF CHILDREN RECEIVED FREE OR REDUCED PRICE LUNCH
HFOODSP	1	108	A	HOUSEHOLD RECEIVED FOOD STAMPS
			1	YES
			2	NO
HNUMFS	1	109	A	NUMBER OF PERSONS IN HOUSEHOLD COVERED BY FOOD STAMPS
			0	NIU
			1	1 PERSON
			2	2 PERSONS
			3	3 PERSONS
			4	4 PERSONS
			5	5 PERSONS
			6	6 PERSONS
			7	7 PERSONS
			8	8 PERSONS
			9	9 OR MORE PERSONS
HNUMMO	2	110	N	NUMBER OF MONTHS FOOD STAMPS RECEIVED
			0	NIU
				01-12 = NUMBER MONTHS FOOD STAMPS RECEIVED

CPSMARB5 DATA DICTIONARY

07/29/85

NAME	SIZE/ SCALE	BEGIN	RECORD H DATA TYPE	
HVALLEFS	4	112	N	TOTAL VALLE OF FOOD STAMPS RECEIVED VALLE RANGE IS FROM 0001 TO 5999
HFSALFLG	1	116	0 A	NIU ALLOCATION FLAG—FOOD STAMPS
		0		NO ALLOCATION
		1		INCOME AMOUNT ALLOCATED
		2		RECIPIENCY TYPE ALLOCATED
		3		INCOME AND RECIPIENCY TYPE ALLOCATED
HENRGYAS	1	117	A	HOUSEHOLD RECEIVED ENERGY ASSISTANCE
		0		NIU
		1		YES
		2		NO
HENRGYHE	1	118	A	HOUSEHOLD WITHOUT HEAT UNABLE TO PAY HEATING FUEL BILL
		0		NIU
		1		YES
		2		NO
FILLS	2	119	A	FILLER
HENRGYVA	4	121	N	VALUE OF ENERGY ASSISTANCE RECEIVED
		0		NIU
		1999		1999 OR MORE RECEIVED
HENRGYFL	1	125	A	TYPE OF FUEL
		0		NIU
		1		GAS FROM UNDERGROUND PIPES
		2		GAS—BOTTLED, TANK, OR LP
		3		ELECTRICITY
		4		FUEL OIL, KEROSENE, ETC.
		5		COAL OR COKE

CPSMAR85 DATA DICTIONARY  
 RECORD H

07/29/85

NAME	SIZE/ SCALE	BEGIN	DATA TYPE
FILL7	62	134	A
HHSUPWGT	11/-2	196	N FILLER HOUSEHOLD WEIGHT (TWO IMPLIED DECIMALS)
FILL8	124	207	A
HHRECTYP	1	331	A FILLER HOUSEHOLD RECORD TYPE
FILL9	59	1 332	A HOUSEHOLD RECORD FILLER

CPSMAR85 DATA DICTIONARY

07/29/85

RECORD H

NAME	SIZE/ SCALE	BEGIN	DATA TYPE
PHONEH	1	126	6 WOOD
			7 OTHER
			8 NO FUEL USED
			A PHONE IN HOUSEHOLD
PHONEAVL	1	127	0 NIU/NC
			1 YES
			2 NO
			A PHONE AVAILABLE
HFLAGAST	1	128	0 NIU/NC
			1 YES
			2 NO
			A ALLOCATION FLAG—ENERGY ASSISTANCE
HFLAGHE	1	129	0 FIELD NOT ALLOCATED
			1 FIELD ALLOCATED
			A ALLOCATION FLAG—HOUSEHOLD WITHOUT HEAT
			UNABLE TO PAY HEATING FUEL BILL
FILL6	2	130	0 FIELD NOT ALLOCATED
			1 FIELD ALLOCATED
			A FILLER
			HFLAGVAL
HFLAGFL	1	133	0 ASSISTANCE RECEIVED
			1 FIELD NOT ALLOCATED
			1 FIELD ALLOCATED
			A ALLOCATION FLAG—TYPE OF FUEL
			0 FIELD NOT ALLOCATED
			1 FIELD ALLOCATED

CPSMAR85 DATA DICTIONARY  
RECORD F

07/29/85

NAME	SIZE/ SCALE	BEGIN	DATA TYPE
FFSEQNUM	6	1	A UNIQUE HOUSEHOLD IDENTIFIER
FFPOS	2	7	A FAMILY SEQUENCE NUMBER WITHIN HOUSEHOLD
FKIND	1	9	A KIND OF FAMILY
		1	FAMILY
		2	RELATED SUBFAMILY
		3	UNRELATED SUBFAMILY
		4	NONFAMILY HOUSEHOLDER
		5	UNRELATED INDIVIDUALS
FTYPE	1	10	A TYPE OF FAMILY
		1	MARRIED COUPLE FAMILY
		2	OTHER FAMILY, MALE HOUSEHOLDER
		3	OTHER FAMILY, FEMALE HOUSEHOLDER
FPERSONS	2	11	N NUMBER OF PERSONS IN FAMILY
FHOUHIND	2	13	A INDEX IN PERSONS RECORD OF FAMILY HOUSEHOLDER OR REFERENCE PERSON SEE PPOS IN PERSON RECORD (POSITION P7)
FSPOUSIN	2	15	A INDEX IN PERSONS RECORD OF FAMILY SPOUSE 00 = NO SPOUSE 01 = ILLEGAL CODE 02-39 = INDEX OF SPOUSE SEE PPOS IN PERSON RECORD (POSITION P7)
FLASTIND	2	17	A INDEX IN PERSONS RECORD OF LAST MEMBER ALL PERSONS FROM FHOUHIND THRU



## CPSMARB5 DATA DICTIONARY

07/29/85

NAME	SIZE/ SCALE	BEGIN	DATA TYPE	
				FLASTIND ARE MEMBERS OF THIS FAMILY SEE PPOS IN PERSON RECORD (POSITION P7)
FSPANEA	1	19	A	HOUSEHOLDER OF SPANISH ORIGIN
		1		YES
		2		NO
FINCL5	8	20	N	FAMILY INCOME - WAGES AND SALARIES DOLLAR AMOUNT
FINCSE	7	28	N	FAMILY INCOME - SELF EMPLOYMENT INCOME 0000000 = NONE NEGATIVE DOLLAR AMT = INCOME LOSS POSITIVE DOLLAR AMT = INCOME
FINCFR	7	35	N	FAMILY INCOME - FARM INCOME 0000000 = NONE NEGATIVE DOLLAR AMT = INCOME LOSS POSITIVE DOLLAR AMT = INCOME
FINCUS	8	42	N	FAMILY INCOME - MONEY RECEIVED FROM U.S. GOV'T. INCLUDES SOCIAL SECURITY AND RAILROAD RETIREMENT DOLLAR AMOUNT
FINCSP	8	50	N	FAMILY INCOME - SUPPLEMENTAL SECURITY INCLUDES MONEY RECEIVED FROM U.S., STATE, AND LOCAL GOV'T DOLLAR AMOUNT
FINCPA	8	58	N	FAMILY INCOME - PUBLIC ASSISTANCE AND WELFARE

CPSMAR85 DATA DICTIONARY  
RECORD F

07/29/85

NAME	SIZE/ SCALE	BEGIN	DATA TYPE	
				000000000 = NONE NEGATIVE DOLLAR AMT = INCOME LOSS POSITIVE DOLLAR AMT = INCOME
FINCEARN	9	114	N	TOTAL FAMILY EARNINGS 000000000 = NONE NEGATIVE DOLLAR AMT = INCOME LOSS POSITIVE DOLLAR AMT = INCOME
FINCOTH	9	123	N	TOTAL OTHER FAMILY INCOME 000000000 = NONE NEGATIVE DOLLAR AMT = INCOME LOSS POSITIVE DOLLAR AMT = INCOME
FLFINCWS	1	132	A	TOP-CODED FLAG-US THE VARIOUS INCOME FIELDS HAVE BEEN TOP CODED TO PREVENT DISCLOSURE 0 NOT TOP CODED 1 TOP CODED
FLFINCSE	1	133	A	TOP-CODED FLAG-SE 0 NOT TOP CODED 1 TOP CODED
FLFINCFR	1	134	A	TOP-CODED FLAG-FR 0 NOT TOP CODED 1 TOP CODED
FLFINCUS	1	135	A	TOP-CODED FLAG-US 0 NOT TOP CODED 1 TOP CODED
FLFINCSP	1	136	A	TOP-CODED FLAG-SF 0 NOT TOP CODED 1 TOP CODED

## CPSMAR85 DATA DICTIONARY

07/29/85

## RECORD F

NAME	SIZE/ SCALE	BEGIN	DATA TYPE
FINCINT	8	66	N INCLUDES AID TO FAMILIES WITH DEPENDANT CHILDREN AND OTHER ASSISTANCE DOLLAR AMOUNT
FINCDIV	7	74	N FAMILY INCOME - INTEREST DOLLAR AMOUNT
FINCVP	8	81	N FAMILY INCOME - DIVIDENDS, ETC. DOLLAR AMOUNT INCLUDES DIVIDENDS, NET RENTAL INCOME OR ROYALTIES, ESTATES OR TRUSTS 0000000 = NONE NEGATIVE DOLLAR AMT = INCOME LOSS POSITIVE DOLLAR AMT = INCOME
FINCRET	8	89	N FAMILY INCOME - VETERANS PAYMENTS ETC. INCLUDES VETERANS PAYMENTS, UNEMPLOYMENT COMPENSATION, AND WORKMENS COMPENSATION DOLLAR AMOUNT
FINCCS	8	97	N FAMILY INCOME - RETIREMENT INCLUDES PRIVATE PENSIONS AND ANNUITIES, MILITARY RETIREMENT, FEDERAL GOV'T EMPLOYEE PENSIONS, AND STATE OR LOCAL GOV'T PENSIONS DOLLAR AMOUNT
FINCTOT	9	105	N FAMILY INCOME - CHILD SUPPORT, ETC. INCLUDES ALIMONY AND CHILD SUPPORT, OTHER REGULAR CONTRIBUTIONS FROM PERSONS NOT IN HOUSEHOLD, AND ANYTHING ELSE DOLLAR AMOUNT TOTAL FAMILY INCOME

CPSMAR85 DATA DICTIONARY

07/29/85

NAME	SIZE/ SCALE	BEGIN	DATA TYPE
		0	NOT TOP CODED
		1	TOP CODED
FLFINCPA	1	137	A TOP-CODED FLAG-PA
		0	NOT TOP CODED
		1	TOP CODED
FLFINCIN	1	138	A TOP-CODED FLAG-IN
		0	NOT TOP CODED
		1	TOP CODED
FLFINCDI	1	139	A TOP-CODED FLAG-DI
		0	NOT TOP CODED
		1	TOP CODED
FLFINCPV	1	140	A TOP-CODED FLAG-VP
		0	NOT TOP CODED
		1	TOP CODED
FLFINCRE	1	141	A TOP-CODED FLAG-RE
		0	NOT TOP CODED
		1	TOP CODED
FLFINCCS	1	142	A TOP-CODED FLAG-CS
		0	NOT TOP CODED
		1	TOP CODED
FLFINCTO	1	143	A TOP-CODED FLAG-TO
		0	NOT TOP CODED
		1	TOP CODED
FLFINCEA	1	144	~A TOP-CODED FLAG-EA

CPSMARB5 DATA DICTIONARY

07/29/85

NAME	SIZE/ SCALE	BEGIN	RECORD F DATA TYPE
		0	NOT TOP CODED
		1	TOP CODED
FLFINCOT	1	145	A
			TOP-CODED FLAG-OT
		0	NOT TOP CODED
		1	TOP CODED
FRECODE1	1	146	A
			DESCRIPTION OF FAMILY
		1	FAMILY CONTAINING NO RELATED SUBFAMILIES
		2	FAMILY WITH 1 OR MORE RELATED SUBFAMILIES
		3	UNRELATED SUBFAMILY
		4	RELATED SUBFAMILY
		5	NONFAMILY HOUSEHOLDER
		6	UNRELATED INDIVIDUAL 15+, IN A HH
		7	UNRELATED INDIVIDUAL 15+, IN GRP. QTR
		8	UNRELATED INDIVIDUAL, UNDER 15, IN HH
		9	UNRELATED INDIVIDUAL, UNDER 15, IN GQ
FRECOD98	1	147	A
			PRESENCE OF RELATED CHILDREN BY AGE NIU (PRIMARY AND UNRELATED INDIVIDUALS)
		0	
		1	SOME UNDER 3
		2	ALL 3 TO 5
		3	ALL 6 TO 17
		4	NONE UNDER 18
FRECODE5	1	148	A
			FAMILY MEMBERS 18 TO 64 YEARS OF AGE
		0	NONE
		1	1 MEMBER
		2	2 MEMBERS
		3	3 MEMBERS
		4	4 MEMBERS
		5	5 MEMBERS
		6	6 MEMBERS
		7	7 OR MORE MEMBERS

CPSMAR85 DATA DICTIONARY

07/29/85

NAME	SIZE/ SCALE	RECORD F	
		BEGIN	DATA TYPE
FRECODE6	1	149	A
		0	FAMILY MEMBERS 65 YEARS AND OVER NONE
		1	1 MEMBER
		2	2 MEMBERS
		3	3 MEMBERS
		4	4 MEMBERS
		5	5 OR MORE MEMBERS
FRECODE7	1	150	A
		0	OWN NEVER MARRIED CHILDREN UNDER 18 NO OWN CHILDREN UNDER 18
		1	1 OR MORE, ALL UNDER 6
		2	1 OR MORE, SOME UNDER 6, SOME 6-17
		3	1 OR MORE, ALL 6-17
FREC8	1	151	A
		0	OWN CHILDREN, ANY AGE, ANY MARITAL STATUS NONE
		1	1 CHILD
		2	2 CHILDREN
		3	3 CHILDREN
		4	4 CHILDREN
		5	5 CHILDREN
		6	6 CHILDREN
		7	7 CHILDREN
		8	8 CHILDREN
		9	9 OR MORE CHILDREN
FREC9	1	152	A
		0	OWN CHILDREN UNDER 25, ANY MARITAL STATUS NONE
		1	1 CHILD
		2	2 CHILDREN
		3	3 CHILDREN
		4	4 CHILDREN
		5	5 CHILDREN
		6	6 CHILDREN
		7	7 CHILDREN
		8	8 CHILDREN
		9	9 OR MORE CHILDREN

CPSMARB5 DATA DICTIONARY

07/29/8

RECORD F

NAME	SIZE/ SCALE	BEGIN	DATA TYPE
FREC10	1	153	A
		0	OWN NEVER MARRIED CHILDREN UNDER 18 NONE
		1	1 CHILD
		2	2 CHILDREN
		3	3 CHILDREN
		4	4 CHILDREN
		5	5 CHILDREN
		6	6 CHILDREN
		7	7 CHILDREN
		8	8 CHILDREN
		9	9 OR MORE CHILDREN
FREC11	1	154	A
		0	OWN NEVER MARRIED CHILDREN UNDER 15 NONE
		1	1 CHILD
		2	2 CHILDREN
		3	3 CHILDREN
		4	4 CHILDREN
		5	5 CHILDREN
		6	6 CHILDREN
		7	7 CHILDREN
		8	8 CHILDREN
		9	9 OR MORE CHILDREN
FREC12	1	155	A
		0	OWN CHILDREN UNDER 12 NONE
		1	1 CHILD
		2	2 CHILDREN
		3	3 CHILDREN
		4	4 CHILDREN
		5	5 CHILDREN
		6	6 CHILDREN
		7	7 CHILDREN
		8	8 OR MORE CHILDREN
FREC13	1	156	A
		0	OWN CHILDREN UNDER 9 NONE
		1	1 CHILD
		2	2 CHILDREN
		3	3 CHILDREN

CPSMARB5 DATA DICTIONARY

07/29/85

RECORD F

NAME	SIZE/ SCALE	BEGIN	DATA TYPE
		4	4 CHILDREN
		5	5 CHILDREN
		6	6 OR MORE CHILDREN
FREC14	1	157	A
			OWN CHILDREN UNDER 6
		0	NONE
		1	1 CHILD
		2	2 CHILDREN
		3	3 CHILDREN
		4	4 CHILDREN
		5	5 CHILDREN
		6	6 OR MORE CHILDREN
FREC15	1	158	A
			OWN CHILDREN UNDER 5
		0	NONE
		1	1 CHILD
		2	2 CHILDREN
		3	3 CHILDREN
		4	4 CHILDREN
		5	5 CHILDREN
		6	6 OR MORE CHILDREN
FREC16	1	159	A
			OWN CHILDREN UNDER 3
		0	NONE
		1	1 CHILD
		2	2 CHILDREN
		3	3 CHILDREN
		4	4 CHILDREN
		5	5 OR MORE CHILDREN
FREC17	1	160	A
			OWN CHILDREN UNDER 1
		0	NONE
		1	1 CHILD
		2	2 CHILDREN
		3	3 OR MORE CHILDREN
FREC19	2	161	A
			AGE OF YOUNGEST OWN CHILD, ANY MARITAL STATUS



CPSMARBS DATA DICTIONARY

07/29/85

RECORD F

NAME	SIZE/ SCALE	BEGIN	DATA TYPE
		00	NIU
		01	LESS THAN 1 YEAR
		02	1 YEAR
		03	2 YEARS
		04	3 YEARS
		05	4 YEARS
		06	5 YEARS
		07	6 YEARS
		08	7 YEARS
		09	8 YEARS
		10	9 YEARS
		11	10 YERAS
		12	11 YEARS
		13	12 YEARS
		14	13 YEARS
		15	14 YEARS
		16	15 YERAS
		17	16 YEARS
		18	17 YEARS
		19	18 YERAS
		20	19 YERAS
		21	20 YEARS
		22	21 YEARS
		23	22 YEARS
		24	23 YEARS
		25	24 YEARS
		26	25 YEARS AND OVER
FREC21	2	163	A
			AGE OF OLDEST OWN CHILD, ANY MARITAL STATUS
		00	NIU
		01	LESS THAN 1 YEAR
		02	1 YEAR
		03	2 YEARS
		04	3 YEARS
		05	4 YEARS
		06	5 YEARS
		07	6 YEARS
		08	7 YEARS
		09	8 YEARS
		10	9 YEARS
		11	10 YERAS
		12	11 YEARS
		13	12 YEARS
		14	13 YEARS
		15	14 YEARS

## CPSMARB5 DATA DICTIONARY

07/29/85

NAME	SIZE/ SCALE	RECORD F	
		BEGIN	DATA TYPE
FREC26	1	168	A
		1	SEX AND MARITAL STATUS OF FAMILY HOUSE- HOLDER AND LABOR FORCE STATUS OF SPOUSE HOUSEHOLDER OR REFERENCE PERSON, MARRIED SPOUSE PRESENT, SPOUSE IN THE LABOR FORCE
		2	HOUSEHOLDER OR REFERENCE PERSON, MARRIED SPOUSE PRESENT, SPOUSE NOT IN LABOR FORCE
		3	MALE HOUSEHOLDER OR REFERENCE PERSON, NO SPOUSE PRESENT
		4	FEMALE HOUSEHOLDER OR REFERENCE PERSON, NO SPOUSE PRESENT
FREC27	1	169	A
		0	NUMBER OF EARNERS IN FAMILY NONE
		1	1 EARNER
		2	2 EARNERS
		3	3 EARNERS
		4	4 EARNERS
		5	5 OR MORE EARNERS
FREC31A	1	170	A
		1	TYPE A OTHER INCOME RECIPIENCY NONE
		2	SOCIAL SECURITY ONLY
		3	RAILROAD RETIREMENT ONLY
		4	BOTH
FREC31B	1	171	A
		1	TYPE B OTHER INCOME RECIPIENCY NONE
		2	SUPPLEMENTAL SECURITY INCOME
FREC31C	1	172	A
		1	TYPE C OTHER INCOME RECIPIENCY NONE
		2	AID TO DEP. CHILDREN
		3	OTHER AID
		4	BOTH

CPSMAR85 DATA DICTIONARY

07/29/85

NAME	SIZE/ SCALE	BEGIN	RECORD F DATA TYPE
		16	15 YERAS
		17	16 YEARS
		18	17 YEARS
		19	18 YERAS
		20	19 YERAS
		21	20 YEARS
		22	21 YEARS
		23	22 YEARS
		24	23 YEARS
		25	24 YEARS
		26	25 YEARS AND OVER
FLNDR18	1	165	A
			PERSONS IN FAMILY UNDER 18
		0	NONE, NIU
		1	1 PERSON
		2	2 PERSONS
		3	3 PERSONS
		4	4 PERSONS
		5	5 PERSONS
		6	6 PERSONS
		7	7 PERSONS
		8	8 PERSONS
		9	9 OR MORE PERSONS
RECST017	1	166	A
			NUMBER OF CHILDREN IN FAMILY 5 TO 17
		0	NONE, NIU
		1	1 CHILD
		2	2 CHILDREN
		3	3 CHILDREN
		4	4 CHILDREN
		5	5 CHILDREN
		6	6 OR MORE CHILDREN
FREC25	1	167	A
			NUMBER OF FAMILY MEMBERS IN LABOR FORCE
		0	NONE
		1	1 FAMILY MEMBER
		2	2 FAMILY MEMBERS
		3	3 OR MORE FAMILY MEMBERS

## CPSMAR85 DATA DICTIONARY

07/29/85

## RECORD F

NAME	SIZE/ SCALE	BEGIN	DATA TYPE
FREC31D	1	173	A
		1	TYPE D OTHER INCOME RECIPIENCY
		2	NONE
FREC31E	1	174	A
		1	TYPE E OTHER INCOME RECIPIENCY
		2	NONE
		3	DIVIDENDS ONLY
		4	RENTAL ONLY
		5	ESTATES ONLY
		6	DIVIDENDS AND RENTAL
		7	DIVIDENDS AND ESTATES
		8	RENTAL AND ESTATES
FREC31F	1	175	A
		1	TYPE F OTHER INCOME RECIPIENCY
		2	NONE
		3	VETERAN PAYMENTS ONLY
		4	UNEMPLOYMENT COMP. ONLY
		5	WORKMENS COMP. ONLY
		6	VETERANS AND UNEMP COMP
		7	VETERANS AND WORKMENS COMP
		8	UNEMP AND WORKMENS COMP
FREC31G	1	176	A
		1	TYPE G OTHER INCOME RECIPIENCY
		2	NONE
		3	PRIVATE PENSIONS ONLY
		4	MILITARY RETIREMENT ONLY
		5	FEDERAL GOV'T ONLY
		6	STATE OR LOCAL GOV'T ONLY
		6	ALL COMBINATIONS OF ABOVE
FREC31H	1	177	A
		1	TYPE H OTHER INCOME RECIPIENCY
		2	NONE
		3	ALIMONY OR CHILD SUPPORT ONLY
		4	OTHER CONTRIBUTIONS ONLY
		5	ANYTHING ELSE
		5	ALIMONY AND OTHER

CPSMAR85 DATA DICTIONARY

07/29/85

NAME	SIZE/ SCALE	RECORD F BEGIN	DATA TYPE
FTOPSPCT	1	6	ALIMONY AND ANYTHING ELSE
		7	OTHER AND ANYTHING ELSE
		8	ALIMONY, OTHER ANYTHING ELSE
		178	A
FPCTCUT	2		FAMILY INCOME PERCENT CUT 1
			NATIONAL FAMILY INCOME RANKING
		0	NIU (PRIMARY & UNRELATED INDIVIDUAL)
		1	NOT IN TOP 5 PCT
		2	IN TOP 5 PCT
		179	A
			FAMILY INCOME PERCENT CUT 2
			NATIONAL FAMILY INCOME RANKING
		00	NIU (PRIMARY & UNRELATED INDIVIDUAL)
		01	LOWEST 5 PER CENT
		02	SECOND 5 PER CENT
03	THIRD 5 PER CENT		
04	FOURTH 5 PER CENT		
05	FIFTH 5 PER CENT		
06	SIXTH 5 PER CENT		
07	SEVENTH 5 PER CENT		
08	EIGHTH 5 PER CENT		
09	NINETH 5 PER CENT		
10	TENTH 5 PER CENT		
11	ELEVENTH 5 PER CENT		
12	TWELVETH 5 PER CENT		
13	THIRTEENTH 5 PER CENT		
14	FOURTEENTH 5 PER CENT		
15	FIFTEENTH 5 PER CENT		
16	SIXTEENTH 5 PER CENT		
17	SEVENTEENTH 5 PER CENT		
18	EIGHTEENTH 5 PER CENT		
19	NINETEENTH 5 PER CENT		
20	TOP 5 PER CENT		
FLOWINC	6	181	N
FILL10	2	187	LOW INCOME (POVERTY) CUTOFF
			DOLLAR AMOUNT
			A
			FILLER

CPSMARBS DATA DICTIONARY

07/29/85

RECORD F

NAME	SIZE/ SCALE	BEGIN	DATA TYPE
RFAMLI5	1	189	A
		1	FAMILY INCOME TO POVERTY LEVEL
		2	BELOW POVERTY LEVEL
		3	100 - 124 PCT. OF THE POVERTY LEVEL
		4	125 - 149 PCT. OF THE POVERTY LEVEL
RFOULL	2	190	A
		01	RATIO OF FAMILY INCOME TO POVERTY LEVEL
		02	UNDER .50
		03	.50 TO .74
		04	.75 TO .99
		05	1.00 TO 1.24
		06	1.25 TO 1.49
		07	1.50 TO 1.74
		08	1.75 TO 1.99
		09	2.00 TO 2.49
		10	2.50 TO 2.99
		11	3.00 TO 3.49
		12	3.50 TO 3.99
		13	4.00 TO 4.49
		14	4.50 TO 4.99
		14	5.00 AND OVER
RFINCM2	2	192	A
		01	FAMILY INCOME RECODE
		02	NONE
		03	LOSS
		04	\$1 TO \$999
		05	\$1,000 TO \$1,999
		06	\$2,000 TO \$2,499
		07	\$2,500 TO \$2,999
		08	\$3,000 TO \$3,499
		09	\$3,500 TO \$3,999
		10	\$4,000 TO \$4,999
		11	\$5,000 TO \$5,999
		12	\$6,000 TO \$6,999
		13	\$7,000 TO \$7,499
		14	\$7,500 TO \$7,999
		15	\$8,000 TO \$8,499
		16	\$8,500 TO \$8,999
		17	\$9,000 TO \$9,999
		18	\$10,000 TO \$12,499
		19	\$12,500 TO \$14,999
		20	\$15,000 TO \$17,499
		20	\$17,500 TO \$19,999

CPSMARB5 DATA DICTIONARY

07/29/85

NAME	SIZE/ SCALE	BEGIN	DATA TYPE
		21	\$20,000 TO \$24,999
		22	\$25,000 TO \$29,999
		23	\$30,000 TO \$34,999
		24	\$35,000 TO \$39,999
		25	\$40,000 TO \$49,999
		26	\$50,000 TO \$59,999
		27	\$60,000 TO \$74,999
		28	\$75,000 AND OVER
RFSINC2	2	194	A
			SOURCE OF INCOME
			NOTE: "EARNINGS" INCLUDES WAGE AND SALARY AND SELF-EMPLOYMENT INCOME.
		01	WAGE OR SALARY
		02	SELF-EMPLOYMENT
		03	WAGE OR SALARY AND SELF-EMPLOYMENT
		04	EARNINGS AND SOCIAL SECURITY INCOME
		05	EARNINGS AND PUB ASSISTANCE INCOME
		06	EARNINGS AND SUPPLEMENTAL SECURITY
		07	EARNINGS AND OTHER INCOME ONLY
		08	OTHER COMBINATIONS
		09	SOCIAL SECURITY INCOME ONLY
		10	PUBLIC ASSISTANCE INCOME ONLY
		11	SUPPLEMENTAL SECURITY INCOME ONLY
		12	OTHER INCOME ONLY
		13	SOCIAL SECURITY AND SUPPLEMENTAL ONLY
		14	PUB ASSIST. AND SSI ONLY
		15	ASSISTANCE INCOME ONLY
		16	OTHER COMBINATIONS
		17	NO INCOME
FSLPWGT	11/-2	196	N
			FAMILY WEIGHT (TWO IMPLIED DECIMALS)
FWIFEINX	2	207	A
		00	INDEX IN PERSON RECORD OF FAMILY WIFE NO WIFE 1-39 LINE NUMBER FOR WIFE SEE PPOS IN PERSON RECORD (POSITION P7)

CPSMAR85 DATA DICTIONARY  
RECORD F

07/29/85

NAME	SIZE/ SCALE	BEGIN	DATA TYPE
FHUSBINX	2	209	A
		00	INDEX IN PERSON RECORD OF FAMILY HUSBAND NO HUSBAND 1-39 LINE NUMBER FOR HUSBAND SEE PPOS IN PERSON RECORD (POSITION P7)
FILL11	120	211	A
FFRECTYP	1	331	A
		2	FILLER
FILL12	59	332	A
			FAMILY RECORD TYPE FAMILY RECORD FILLER



CPSMAR85 DATA DICTIONARY

07/29/85

RECORD P

NAME	SIZE/ SCALE	BEGIN	DATA TYPE	
PPSEQNUM	6	1	A	UNIQUE HOUSEHOLD IDENTIFIER
PPOS	2	7	A	PERSONS SEQUENCE NUMBER WITHIN HOUSEHOLD
BPPIND	1	9	A	PRINCIPAL PERSON INDICATOR
		0		NIU, NO
		1		YES
FMEMKEY	1	10	A	FAMILY MEMBERSHIP KEY
		0		NIU
		1		MEMBER UNRELATED SUBFAMILY NO 1
		2		MEMBER UNRELATED SUBFAMILY NO 2
		3		MEMBER UNRELATED SUBFAMILY NO 3
		4		MEMBER UNRELATED SUBFAMILY NO 4
		5		MEMBER UNRELATED SUBFAMILY NO 5
		6		MEMBER UNRELATED SUBFAMILY NO 6
		7		MEMBER OF FAMILY
		8		NONFAMILY HOUSEHOLDER OR UNRELATE
				INDIVIDUAL
SUBFKEY	1	11	A	RELATED SUBFAMILY MEMBERSHIP KEY
		0		NIU
		1		MEMBER RELATED SUBFAMILY NO 1
		2		MEMBER RELATED SUBFAMILY NO 2
		3		MEMBER RELATED SUBFAMILY NO 3
		4		MEMBER RELATED SUBFAMILY NO 4
		5		MEMBER RELATED SUBFAMILY NO 5
		6		MEMBER RELATED SUBFAMILY NO 6
BESR	1	12	A	EMPLOYMENT STATUS RECODE
		0		NIU
		1		WORKING EMPLOYED
		2		WITH JOB, NOT AT WORK EMPLOYED
		3		LOOKING UNEMPLOYED
		4		HOUSE KEEPING NILF

D

CPSMAR85 DATA DICTIONARY

07/29/85

NAME	SIZE/ SCALE	BEGIN	RECORD P DATA TYPE
		5	AT SCHOOL NILF
		6	UNABLE NILF
		7	OTHER (RETIRED) NILF
BEXPLF	1	13	A
			EXPERIENCED LABOR FORCE STATUS(EDITED)
		0	NIU, NOT IN EXPERIENCED LABOR FORCE
		1	EMPLOYED
		2	UNEMPLOYED
BFULLPAR	1	14	A
			FULL-PART TIME STATUS RECODE
		0	NIU, NOT IN LABOR FORCE
		1	EMPLOYED FULL TIME
		2	PART TIME FOR ECONOMIC REASONS
		3	UNEMPLOYED FULL TIME
		4	EMPLOYED PART TIME
		5	UNEMPLOYED PART TIME
BITEM19X	1	15	A
			MAJOR ACTIVITY (LAST WEEK)
		0	NIU
		1	WORKING
		2	WITH A JOB BUT NOT AT WORK
		3	LOOKING FOR WORK
		4	KEEPING HOUSE
		5	AT SCHOOL
		6	UNABLE TO WORK
		7	RETIRED (EXPANDED FROM BASIC CPS)
		8	OTHER
DITEM20A	2	16	N
			HOURS WORKED (LAST WEEK)
			UNIVERSE IS ESR=1
			ESR IS EMPLOYMENT STATUS RECODE
			AT BEGIN POSITION 12
		0	NIU
			01-99 = NUMBER OF HOURS
DITZOCYN	1	18	A
			USUALLY WORKED 35 HRS PER WEEK
			UNIVERSE IS ESR=1 AND ITEM20A LT 35 HRS

CPSMAR85 DATA DICTIONARY

07/29/85

NAME	SIZE/ SCALE	BEGIN	RECORD P DATA TYPE
		0	NIU
		1	YES
		2	NO
		3	SELF-EMPLOYED
DITEM21C	1	23	A USUALLY WORK 35+ HRS PER WEEK AT JOB UNIVERSE IS ESR=2
		0	NIU
		1	YES
		2	NO
DITMZZA1	1	24	A CHKD PUBLIC EMPLOY AGENCY TO FIND WORK UNIVERSE IS ESR=3
		0	NC,NIU
		1	YES
DITMZZA2	1	25	A CHKD PRIVATE EMPLOY AGENCY TO FIND WORK UNIVERSE IS ESR=3
		0	NC,NIU
		1	YES
DITMZZA3	1	26	A CHKD EMPLOYER DIRECTLY TO FIND WORK UNIVERSE IS ESR=3
		0	NC,NIU
		1	YES
DITMZZA4	1	27	A CHKD WITH FRIENDS TO FIND WORK UNIVERSE IS ESR=3
		0	NC,NIU
		1	YES
DITMZZA5	1	28	A PLACED OR ANSWERED ADS TO FIND WORK UNIVERSE IS ESR=3
		0	NC,NIU
		1	YES

CPSMAR85 DATA DICTIONARY

07/29/85

RECORD P

NAME	SIZE/ SCALE	BEGIN	DATA TYPE
		0	NIU
		1	YES
		2	NO
DITZOCRN	2	19	A
			REASON NOT WORKING 35 HRS PER WEEK UNIVERSE IS ESR=1 AND ITEMZQA LT 35 HRS
		00	NIU
		01	SLACK
		02	MATERIAL SHORTAGE
		03	PLANT OR MACHINE REPAIR
		04	NEW JOB STARTED DURING WEEK
		05	JOB TERMINATED DURING WEEK
		06	COULD FIND ONLY PART TIME WORK
		07	HOLIDAY
		08	LABOR DISPUTE
		09	BAD WEATHER
		10	OWN ILLNESS
		11	ON VACATION
		12	TOO BUSY WITH HOUSE, SCHOOL, ETC.
		13	DID NOT WANT FULL TIME WORK
		14	FULL TIME WORK WEEK LESS THAN 35 HRS
		15	OTHER
DITEMZ1A	1	21	A
			WHY NOT AT WORK LAST WEEK UNIVERSE IS ESR=2,3 ESR IS EMPLOYMENT STATUS RECODE AT BEGIN POSITION 12
		0	NIU
		1	OWN ILLNESS ESR=2
		2	ON VACATION ESR=2
		3	BAD WEATHER ESR=2
		4	LABOR DISPUTE ESR=2
		5	NEW JOB, BEGIN 30 DAYSESR=3
		6	TEMPORARY LAYOFF ESR=3
		7	INDEFINATE LAYOFF ESR=3
		8	OTHER ESR=2
DITEMZ1B	1	22	A
			GETTING PAID FOR TIME OFF LAST WEEK UNIVERSE IS ESR=2

## CPSMARB5 DATA DICTIONARY

07/29/85

NAME	SIZE/ SCALE	RECORD P		DATA TYPE
		BEGIN		
DITM22A6	1	29		A
		0		DID NOTHING TO FIND WORK
		1		UNIVERSE IS ESR=4 TO 7
				NC,NIU
DITM22A7	1	30		A
		0		OTHER METHOD USED TO FIND WORK
		1		UNIVERSE IS ESR=3
				NC,NIU
DITM24D1	1	31		A
		0		BELIEVE NO WORK AVAILABLE NOT LOOKING
		1		UNIVERSE IS DEFINED ON CIVILIAN AGE
				14+, MONTH IN SAMPLE 4 OR 8, ESR
				CODES 4 TO 7, AND ITEM20C CODES 1 OR 2
		0		NC,NIU
DITM24D2	1	32		A
		1		YES
		0		COULD NOT FIND ANY WORK
		1		UNIVERSE IS DEFINED ON CIVILIAN
				AGE 14+, MONTH IN SAMPLE 4 OR 8, ESR
				CODES 4 TO 7, AND ITEM20C CODES 1 OR 2
		0		NC,NIU
DITM24D3	1	33		A
		1		YES
		0		LACKS NECESSARY SCHOOLING
		1		UNIVERSE IS DEFINED ON CIVILIAN
				AGE 14+, MONTH IN SAMPLE 4 OR 8, ESR
				CODES 4 TO 7, AND ITEM20C CODES 1 OR 2
		0		NC,NIU
DITM24D4	1	34		A
		1		YES
		0		EMPLOYERS THINK TOO YOUNG OR OLD
		1		UNIVERSE IS DEFINED ON CIVILIAN
				AGE 14+, MONTH IN SAMPLE 4 OR 8, ESR
				CODES 4 TO 7, AND ITEM20C CODES 1 OR 2
		0		NC,NIU
		1		YES

## CPSMAR85 DATA DICTIONARY

07/29/85

NAME	SIZE/ SCALE	BEGIN	RECORD P	
			DATA	TYPE
DITM24D5	1	35	A	
				PERSONAL HANDICAP UNIVERSE IS DEFINED ON CIVILIAN AGE 14+, MONTH IN SAMPLE 4 OR 8, ESR CODES 4 TO 7, AND ITEMZOC CODES 1 OR 2 0 1 NC,NIU YES
DITM24D6	1	36	A	
				CANNOT ARRANGE CHILD CARE UNIVERSE IS DEFINED ON CIVILIAN AGE 14+, MONTH IN SAMPLE 4 OR 8, ESR CODES 4 TO 7, AND ITEMZOC CODES 1 OR 2 0 1 NC,NIU YES
DITM24D7	1	37	A	
				FAMILY RESPONSIBILITIES UNIVERSE IS DEFINED ON CIVILIAN AGE 14+, MONTH IN SAMPLE 4 OR 8, ESR CODES 4 TO 7, AND ITEMZOC CODES 1 OR 2 0 1 NC,NIU YES
DITM24D8	1	38	A	
				IN SCHOOL OR OTHER TRAINING UNIVERSE IS DEFINED ON CIVILIAN AGE 14+, MONTH IN SAMPLE 4 OR 8, ESR CODES 4 TO 7, AND ITEMZOC CODES 1 OR 2 0 1 NC,NIU YES
DITM24D9	1	39	A	
				ILL HEALTH OR OTHER PHYSICAL DISABILITY UNIVERSE IS DEFINED ON CIVILIAN AGE 14+, MONTH IN SAMPLE 4 OR 8, ESR CODES 4 TO 7, AND ITEMZOC CODES 1 OR 2 0 1 NC,NIU YES
DIT24D10	1	40	A	
				OTHER

CPSMARB5 DATA DICTIONARY

07/29/85

NAME	SIZE/ SCALE	BEGIN	RECORD P DATA TYPE
DIT24D11	1	41	A UNIVERSE IS DEFINED ON CIVILIAN AGE 14+, MONTH IN SAMPLE 4 OR 8, ESR CODES 4 TO 7, AND ITEMZDC CODES 1 OR 2 0 NC,NIU 1 YES
DITEMZ2B	1	42	A DO NOT KNOW UNIVERSE IS DEFINED ON CIVILIAN AGE 14+, MONTH IN SAMPLE 4 OR 8, ESR CODES 4 TO 7, AND ITEMZDC CODES 1 OR 2 0 NC,NIU 1 YES
DITEMZ2C	2	43	A WHY STARTED LOOKING FOR WORK UNIVERSE IS ESR=3 ITEMZ1A NOT EQUAL 6 OR 7 0 NIU 1 LOST JOB 2 QUIT JOB 3 LEFT SCHOOL 4 WANTED TEMPORARY WORK 5 OTHER
DITEMZ2D	1	45	A WEEKS LOOKING FOR WORK UNIVERSE IS ESR=3 00 NIU
DITMZZE1	1	46	A LOOKING FOR FULL OR PART-TIME WORK UNIVERSE IS ESR=3 0 NIU 1 FULL TIME 2 PART TIME ANY REASON COULD NOT TAKE JOB UNIVERSE IS ESR=3 0 NIU 1 YES 2 NO

CPSMARB5 DATA DICTIONARY

07/29/85

NAME	SIZE/ SCALE	BEGIN	RECORD P DATA TYPE	
DITMZZEZ	1	47	A	<p>REASON COULD NOT TAKE WORK LAST WEEK UNIVERSE IS U1 OR U2, U1 IS ESR=3 AND ITEMZZE1=1 U2 IS ESR=4 TO 7</p> <p>0 NIU 1 ALREADY HAD A JOB — U1 2 TEMPORARY ILLNESS — U1 3 GOING TO SCHOOL — U2 4 OTHER — U2</p>
DITEMZZF	1	48	A	<p>WHEN LAST WORKED FULL TIME 2 WKS OR MORE UNIVERSE IS ESR=3</p> <p>0 NIU 1 IN LAST 5 YRS 2 BEFORE LAST 5 YRS 3 NEVER WORKED FULL TIME 2+ WKS 4 NEVER WORKED AT ALL</p>
DINDUSTR	3	49	A	<p>INDUSTRY (CURRENT JOB) UNIVERSE IS ESR=1,2,3 OR ESR=4 TO 7 AND MONTH IN SAMPLE IS 4 OR 8 AND ITEM24A IS 1 TO 5 000 = NIU OR NC 991 = ARMED FORCES LAST JOB (SEE APPENDIX A1 FOR INDUSTRY CODES)</p>
RECODIND	2	52	A	<p>INDUSTRY RECODE (CURRENT JOB) SEE APPENDIX A2</p> <p>00 NIU 01 AGRICULTURE 02 MINING 03 CONSTRUCTION 04 LUMBER AND WOOD PRODUCTS, EXCEPT FURNITURE 05 FURNITURE AND FIXTURES 06 STONE, CLAY, GLASS, AND CONCRETE PRODUCTS 07 PRIMARY METALS 08 FABRICATED METALS 09 NOT SPECIFIED METAL INDUSTRIES 10 MACHINERY, EXC. ELECT.</p>



## CPSMARBS DATA DICTIONARY

07/29/85

NAME	SIZE/ SCALE	BEGIN	DATA TYPE
		11	ELECTRICAL MACHINERY, EQUIPMENT, AND SUPPLIES
		12	MOTOR VEHICLES AND EQUIPMENT
		13	AIRCRAFT AND PARTS
		14	OTHER TRANSPORTATION EQUIPMENT
		15	PROFESSIONAL AND PHOTOGRAPHIC EQUIP- MENT, AND WATCHES
		16	TOYS, AMUSEMENTS, AND SPORTING GOODS
		17	MISCELLANEOUS AND NOT SPECIFIED MANUFACTURING INDUSTRIES
		18	FOOD AND KINDRED PRODUCTS
		19	TOBACCO MANUFACTURES
		20	TEXTILE MILL PRODUCTS
		21	APPAREL AND OTHER FINISHED TEXTILE PRODUCTS
		22	PAPER AND ALLIED PRODUCTS
		23	PRINTING, PUBLISHING, AND ALLIED INDUSTRIES
		24	CHEMICALS AND ALLIED PRODUCTS
		25	PETROLEUM AND COAL PRODUCTS
		26	RUBBER AND MISCELLANEOUS PLASTICS PRODUCTS
		27	LEATHER AND LEATHER PRODUCTS
		28	TRANSPORTATION
		29	COMMUNICATIONS
		30	UTILITIES AND SANITARY SERVICES
		31	WHOLESALE TRADE
		32	RETAIL TRADE
		33	BANKING AND OTHER FINANCE
		34	INSURANCE AND REAL ESTATE
		35	PRIVATE HOUSEHOLD SERVICES
		36	BUSINESS SERVICES
		37	REPAIR SERVICES
		38	PERSONAL SERVICES, EXCEPT PRIVATE HOUSEHOLD
		39	ENTERTAINMENT AND RECREATION SERVICES
		40	HOSPITALS
		41	HEALTH SERVICES, EXCEPT HOSPITALS
		42	EDUCATIONAL SERVICES
		43	SOCIAL SERVICES
		44	OTHER PROFESSIONAL SERVICES
		45	FORESTRY AND FISHERIES
		46	PUBLIC ADMINISTRATION
		47	NO PREVIOUS WORK EXPERIENCE OR ARMED FORCES LAST JOB
RECODOCC	2	54	A OCCUPATION RECODE (CURRENT JOB )

## CPSMAR85 DATA DICTIONARY

07/29/85

NAME	SIZE/ SCALE	BEGIN	RECORD P DATA TYPE
		00	NIU
		01	ADMINISTRATORS AND OFFICIALS, PUBLIC ADMINISTRATION
		02	MANAGERS AND ADMINISTRATORS, EXCEPT PUBLIC ADMINISTRATION
		03	SALARIED
		04	SELF-EMPLOYED
		05	MANAGEMENT RELATED OCCUPATIONS
		06	ACCOUNTANTS AND AUDITORS
		07	ENGINEERS, ARCHITECTS, AND SURVEYORS
		08	ENGINEERS
		09	NATURAL SCIENTISTS AND MATHEMATICIANS
		10	COMPUTER SYSTEMS ANALYSTS AND SCIENTISTS
		11	HEALTH DIAGNOSING OCCUPATIONS
		12	PHYSICIANS AND DENTISTS
		13	HEALTH ASSESSMENT AND TREATING OCCUPA- TIONS
		14	TEACHERS, LIBRARIANS, AND COUNSELORS
		15	TEACHERS, EXCEPT POSTSECONDARY
		16	OTHER PROFESSIONAL SPECIALTY OCCUPA- TIONS
		17	HEALTH TECHNOLOGISTS AND TECHNICIANS
		18	ENGINEERING AND SCIENCE TECHNICIANS
		19	TECHNICIANS, EXCEPT HEALTH, ENGINEERING, AND SCIENCE
		20	SUPERVISORS AND PROPRIETORS, SALES OCCUPATIONS
		21	SALES REPRESENTATIVES, COMMODITIES AND FINANCE
		22	OTHER SALES OCCUPATIONS
		23	COMPUTER EQUIPMENT OPERATORS
		24	SECRETARIES, STENOGRAPHERS, AND TYPISTS
		25	FINANCIAL RECORDS PROCESSING OCCUPATIONS
		26	OTHER ADMINISTRATIVE SUPPORT OCCUPATIONS, INCLUDING CLERICAL
		27	PRIVATE HOUSEHOLD SERVICE OCCUPATIONS
		28	PROTECTIVE SERVICE OCCUPATIONS
		29	FOOD SERVICE OCCUPATIONS
		30	HEALTH SERVICE OCCUPATIONS
		31	CLEANING AND BUILDING SERVICE OCCU- PATIONS
		32	PERSONAL SERVICE OCCUPATIONS
		33	FARM OPERATORS AND MANAGERS
		34	FARM OCCUPATIONS, EXCEPT MANAGERIAL
		35	RELATED AGRICULTURAL OCCUPATIONS

CPSMAR85 DATA DICTIONARY

07/29/85

RECORD P

NAME	SIZE/ SCALE	BEGIN	DATA TYPE
		36	FORESTRY AND FISHING OCCUPATIONS
		37	MECHANICS AND REPAIRERS
		38	CONSTRUCTION TRADES AND EXTRACTIVE OCCUPATIONS
		39	CARPENTERS
		40	SUPERVISORS, PRODUCTION OCCUPATIONS
		41	PRECISION METAL WORKING OCCUPATIONS
		42	OTHER PRECISION PRODUCTION OCCUPA- TIONS
		43	MACHINE OPERATORS AND TENDERS, EXCEPT PRECISION
		44	FABRICATORS, ASSEMBLERS, AND HAND WORKING OCCUPATIONS
		45	PRODUCTION INSPECTORS, TESTERS, SAMPLERS, AND WEIGHERS
		46	TRANSPORTATION OCCUPATIONS
		47	MATERIAL MOVING EQUIPMENT OPERATORS
		48	CONSTRUCTION LABORERS
		49	FREIGHT, STOCK, AND MATERIAL HANDLERS
		50	OTHER SPECIFIED HANDLERS, EQUIPMENT CLEANERS AND HELPERS
		51	LABORERS, EXCEPT CONSTRUCTION
		52	NO PREVIOUS WORK EXPERIENCE OR ARMED FORCES LAST JOB
DOCCUPAT	3	56	A OCCUPATION CODE (CURRENT JOB) UNIVERSE IS ESR=1,2, OR 3 OR ESR=4-7 AND MONTH IN SAMPLE IS 4 OR 8 AND ITEM24A IS 1 TO 5 000 = NIU OR NC 905 = ARMED FORCES LAST JOB (SEE APPENDIX B1 FOR OCCUPATION CODES)
DITEM23E	1	59	A CLASS OF WORKER (CURRENT JOB) UNIVERSE IS ESR=1,2, OR 3 OR ESR=4-7 AND MONTH IN SAMPLE IS 4 OR 8 AND ITEM24A IS 1 TO 5
		0	NIU, NC
		1	PRIVATE
		2	GOVERNMENT
		3	SELF-EMPLOYED
		4	WITHOUT PAY
		5	NEVER WORKED OR NEVER WORKED FULL TIME

## CPSMAR85 DATA DICTIONARY

07/29/85

RECORD P

NAME	SIZE/ SCALE	BEGIN	DATA TYPE
DITEM24A	1	60	A
			WHEN LAST WORKED FOR PAY UNIVERSE IS ESR=4 TO 7 AND MONTH IN SAMPLE = 4 OR 8
		0	NIU
		1	WITHIN PAST 12 MONTHS
		2	1-2 YEARS AGO
		3	2-3 YEARS AGO
		4	3-4 YEARS AGO
		5	4-5 YEARS AGO
		6	5+ YEARS AGO
		7	NEVER WORKED
DITEM24B	1	61	A
			WHY LEFT JOB UNIVERSE IS ESR=4 TO 7 AND MONTH IN SAMPLE IS 4 OR 8 AND ITEM24A IS 1 TO 5
		0	NIU
		1	PERSONAL, FAMILY OR SCHOOL
		2	HEALTH
		3	RETIREMENT OR OLD AGE
		4	SEASONAL JOB COMPLETED
		5	SLACK WORK OR BUSINESS CONDITIONS
		6	TEMP NONSEASONAL JOB COMPLETED
		7	UNSATISFACTORY WORK ARRANGEMENTS
		8	OTHER
DITEM24C	1	62	A
			WANT REGULAR JOB NOW UNIVERSE IS ESR=4 TO 7 AND MONTH IN SAMPLE IS 4 OR 8
		0	NIU
		1	YES
		2	MAYBE, IT DEPENDS
		3	NO
		4	DON'T KNOW
DITEM24E	1	63	A
			INTEND TO LOOK FOR WORK NEXT 12 MOS. UNIVERSE IS ESR=4 TO 7 AND MONTH IN SAMPLE IS 4 OR 8
		0	NIU, NC
		1	YES

CPSMARB5 DATA DICTIONARY

07/29/85

NAME	SIZE/ SCALE	BEGIN	DATA TYPE
		2	IT DEPENDS
		3	NO
		4	DON'T KNOW
BAALLLF	1	64	A
			ALLOCATION FLAG
			ITEMS BAALLLF THRU BAESR ARE
			ALLOCATION FLAGS FOR THE CORRESPONDING
			ITEMS FROM THE BASIC CPS
		0	NOT ALLOCATED,NIU
		1	ALLOCATED
BAITM19	1	65	A
			ALLOCATION FLAG
BAITM23B	1	66	A
			ALLOCATION FLAG
BAITM23C	1	67	A
			ALLOCATION FLAG
BAITM23E	1	68	A
			ALLOCATION FLAG
BAITM20A	1	69	A
			ALLOCATION FLAG
BAITM20C	1	70	A
			ALLOCATION FLAG
BAITM21A	1	71	A
			ALLOCATION FLAG
BAITM21B	1	72	A
			ALLOCATION FLAG
BAITM21C	1	73	A
			ALLOCATION FLAG

## CPSMARB5 DATA DICTIONARY

07/29/85

NAME	SIZE/ SCALE	BEGIN	RECORD P	
			DATA TYPE	
BAITMZZC	1	74	A	ALLOCATION FLAG
BAITMZZF	1	75	A	ALLOCATION FLAG
BAITMZZD	1	76	A	ALLOCATION FLAG
BAITM24B	1	77	A	ALLOCATION FLAG
BAITM24A	1	78	A	ALLOCATION FLAG
BAITM24C	1	79	A	ALLOCATION FLAG
BAITM24D	1	80	A	ALLOCATION FLAG
BAITM22A	1	81	A	ALLOCATION FLAG
BAITM22E	1	82	A	ALLOCATION FLAG
FILL13	1	83	A	FILLER
BAITM22B	1	84	A	ALLOCATION FLAG
BAITM24E	1	85	A	ALLOCATION FLAG

CPSMARB5 DATA DICTIONARY

07/29/85

NAME	SIZE/ SCALE	BEGIN	RECORD P DATA TYPE
FILL14	4	86	A FILLER
BAESR	1	90	A ALLOCATION FLAG
BWEIGHT	11/-2	91	N BASIC CPS WEIGHT (TWO IMPLIED DECIMALS) CIVILIANS 14 AND OVER 0=NIU, N=BASIC CPS WGT SPANISH POPULATION WHICH IS OVER SAMPLED HAS WEIGHT OF BLANK OR 0
POPSTAT	1	102	A POPULATION TYPE ITEMZSA 0 NONINTERVIEW RECORD 1 CIVILIAN 15+ 2 ARMED FORCES 3 CHILDREN
RELHEAD	1	103	A RELATIONSHIP TO HOUSEHOLDER 1 HOUSEHOLDER WITH OTHER RELATIVES 2 NONFAMILY HOUSEHOLDER 3 SPOUSE OF HOUSEHOLDER 4 CHILD OF HOUSEHOLDER 5 OTHER RELATIVE OF HOUSEHOLDER 6 UNRELATED SUBFAMILY MEMBER 7 UNRELATED INDIVIDUAL
TYPEBOX	1	104	A FAMILY TYPE 0 FAMILY 1 UNRELATED INDIVIDUAL 2 UNRELATED SUBFAMILY MEMBER 3 RELATED SUBFAMILY MEMBER 4 NONFAMILY HOUSEHOLDER
FAMNUMBE	1	105	A FAMILY NUMBER

CPSMAR85 DATA DICTIONARY

07/29/85

NAME	SIZE/ SCALE	BEGIN	RECORD P DATA TYPE
		0	NOT IN RELATED OR UNRELATED SUBFAMILY 1-6 RELATED OR UNRELATED SUB- FAMILY NUMBER
FAMREL	1	106	A FAMILY RELATIONSHIP
		0	NOT IN RELATED OR UNRELATED SUBFAMILY
		1	REFERENCE PERSON (RELATED OR UNRELATED SUBFAMILY)
		2	SPOUSE (RELATED OR UNRELATED SUB- FAMILY)
		3	CHILD (RELATED OR UNRELATED SUB- FAMILY)
MARSTAT	1	107	A OTHER RELATIVE (UNRELATED SUBFAMILY)
			MARITAL STATUS
		1	MARRIED, CIVILIAN SPOUSE PRESENT
		2	MARRIED, AF SPOUSE PRESENT
		3	MARRIED, AF SPOUSE ABSENT
		4	MARRIED, SPOUSE ABSENT
		5	WIDOWED
		6	DIVORCED
		7	SEPARATED
		8	NEVER MARRIED
SEX	1	108	A (INCLUDES UNDER 15 YEARS)
			SEX
		1	MALE
		2	FEMALE
RACE	1	109	A RACE
		1	WHITE
		2	BLACK
		3	OTHER
AGE	2	110	N AGE IN SINGLE YEARS



CPSMAR85 DATA DICTIONARY

07/29/85

NAME	SIZE/ SCALE	BEGIN	RECORD P DATA TYPE
VET	1	112	A
			VETERAN STATUS
		0	FEMALES, CHILDREN UNDER 15
		1	VIETNAM ERA
		2	KOREAN
		3	WW II
		4	WW I
		5	OTHER SERVICE
		6	NON-VETERAN
ETHNICIT	2	113	A
			SPANISH ETHNICITY
		10	MEXICAN AMERICAN
		11	CHICANO
		12	MEXICAN
		13	MEXICANO
		14	PUERTO RICAN
		15	CUBAN
		16	CENTRAL OR SOUTH AMERICAN
		17	OTHER SPANISH
		30	ANY OTHER ORIGIN NOT LISTED
		39	INTERVIEWED PERSON DOESN'T KNOW
		40	NOT AVAILABLE FROM INTERVIEWER OR REFUSED TO ANSWER
HIGHGRAD	2	115	A
			HIGHEST GRADE ATTENDED
		00	CHILDREN UNDER 15
		01	NONE
		02	ELEMENTARY ONE
		03	ELEMETARY TWO
		04	ELEMENTARY THREE
		05	ELEMETARY FOUR
		06	ELEMENTARY FIVE
		07	ELEMENTARY SIX
		08	ELEMETARY SEVEN
		09	ELEMENTARY EIGHT
		10	HIGH SCHOOL ONE
		11	HIGH SCHOOL TWO
		12	HIGH SCHOOL THREE
		13	HIGH SCHOOL FOUR
		14	COLLEGE ONE
		15	COLLEGE TWO
		16	COLLEGE THREE

CPSMAR85 DATA DICTIONARY

07/29/85

NAME	SIZE/ SCALE	BEGIN	DATA TYPE
GRADECOM	1	17	COLLEGE FOUR
		18	COLLEGE FIVE
		19	COLLEGE SIX OR MORE
		117	A
MARSUPPW	11/-2	0	COMPLETED HIGHEST GRADE ATTENDED
		1	CHILDREN UNDER 15
		2	YES
		118	N
I34N	1		MARCH SUPPLEMENT WEIGHT
		129	A
I35	1		(TWO IMPLIED DECIMALS)
		0	DID NOT WORK LAST YEAR
		1	NIU
		130	A
I36	2		ITEM 34 NONE CIRCLE CODED
		0	LOOKING FOR WORK LAST YEAR
		1	NIU
		131	N
I37	1		YES
		0	NO
		0	WEEKS LOOKING, FOR NONWORKERS
		133	N
		0	NIU
			01-52 NUMBER OF WEEKS LOOKING
		0	MAIN REASON DID NOT WORK LAST YEAR
		1	NIU
		2	ILL OR DISABLED
		3	TAKING CARE OF HOME/FAMILY
		4	GOING TO SCHOOL
		6	COULD NOT FIND WORK
		7	RETIRED
			OTHER

## CPSMARBS DATA DICTIONARY

07/29/85

NAME	SIZE/ SCALE	BEGIN	RECORD P DATA TYPE
I34WK	2	134	N WEEKS WORKED LAST YEAR 0 NIU 01-52 NUMBER WEEKS (PART-TIME OR FULL-TIME)
I38	2	136	N NUMBER OF HOURS WORKED PER WEEK LAST YEAR 0 NIU 01-99 NUMBER OF HOURS PER WEEK
I39	1	138	A NUMBER OF EMPLOYERS LAST YEAR 0 NIU 1 1 EMPLOYER LAST YEAR 2 2 EMPLOYERS 3 3+ EMPLOYERS
I40	1	139	A LOOKED FOR WORK IN BETWEEN JOBS 0 NIU 1 YES 2 NO
I42	1	140	A LOST FULL WEEKS WORK DUE TO WORK LAYOFF OR LOST JOB 0 NIU 1 YES 2 NO
I43N	1	141	A WEEKS LOOKING OR ON LAYOFF 0 NIU,NC 1 NONE CODED
I43WK	2	142	N WEEKS LOOKING OR ON LAYOFF 0 NIU 01-51 WEEKS LOOKING OR ON LAYOFF

CPSMAR85 DATA DICTIONARY

07/29/85

NAME	SIZE/ SCALE	BEGIN	RECORD P DATA TYPE
I44	1	144	A
		0	WEEKS LOOKING ALL IN ONE STRETCH NIU
		1	YES, 1 STRETCH
		2	NO, 2 STRETCHES
		3	NO, 3+ STRETCHES
I45	1	145	A
			WHAT WAS DONE MOST OF REMAINING WEEKS LAST YEAR
		0	NIU
		1	ILL OR DISABLED
		2	TAKING CARE OF HOME/ FAMILY
		3	GOING TO SCHOOL
		5	RETIRED
		6	NO WORK AVAILABLE
		7	OTHER
I47	1	146	A
			WORKED LESS THAN 35 HRS ONE WEEK LAST YEAR
		0	NIU
		1	YES, WORKED SOME PART TIME
		2	NO
I48	2	147	N
			WEEKS WORKED PART-TIME
		0	NIU
			01-52 NUMBER WEEKS PART-TIME
I49	1	149	A
			REASON WORKED PART TIME
		0	NIU
		1	COULD ONLY FIND PART TIME
		2	WANTED OR COULD ONLY WORK PART TIME
		3	SLACK WORK OR MATERIAL SHORTAGE
		4	OTHER
ISOCW	1	150	A
			CLASS OF WORKER (LONGEST JOB LAST YEAR)
		0	NIU
		1	PRIVATE

CPSMAR85 DATA DICTIONARY

07/29/85

NAME	SIZE/ SCALE	RECORD P	
		BEGIN	DATA TYPE
		2	FEDERAL GOV'T
		3	STATE GOV'T
		4	LOCAL GOV'T
		5	SE - INCORPORATED
		6	SELF-EMPLOYED OR FARM
		7	WITHOUT PAY
I50IND	3	151	A INDUSTRY CODE (LONGEST JOB LAST YEAR) SEE APPENDIX A1
I50OCC	3	154	A OCCUPATION CODE (LONGEST JOB LAST YEAR) SEE APPENDIX B1
I51AWS	1	157	A WAGE AND SALARY RECIPIENCY NOTE: INCLUDES SELF-EMPLOYED INCORPORATED
		0	NIU
		1	YES
		2	NO
I51BSE	1	158	A SELF-EMPLOYMENT RECIPIENCY
		0	NIU
		1	YES
		2	NO
I51CFR	1	159	A FARM INCOME RECIPIENCY
		0	NIU
		1	YES
		2	NO
I52ASS	1	160	A SOCIAL SECURITY RECIPIENCY
		0	NIU
		1	YES
		2	NO

CPSMARBS DATA DICTIONARY  
RECORD P

07/29/85

NAME	SIZE/ SCALE	BEGIN	DATA TYPE
I5ZARR	1	161	A
		0	RAILROAD RETIREMENT RECIPIENCY NIU
		1	YES
		2	NO
I5ZBL5	1	162	A
		0	SUPPLEMENTAL SECURITY INCOME NIU
		1	YES
		2	NO
FILL15	1	163	A
			FILLER
I53AADC	1	164	A
		0	AID TO DEPENDENT CHILDREN RECIPIENCY NIU
		1	YES
		2	NO
I53AOTH	1	165	A
		0	OTHER PUBLIC ASSISTANCE RECIPIENCY NIU
		1	YES
		2	NO
I53BINT	1	166	A
		0	INTEREST RECIPIENCY NIU
		1	YES
		2	NO
I53CDIV	1	167	A
		0	DIVIDENDS RECIPIENCY NIU
		1	YES
		2	NO
I53CRENT	1	168	A
			RENT AND ROYALTIES RECIPIENCY

## CPSMARB5 DATA DICTIONARY

07/29/85

NAME	SIZE/ SCALE	BEGIN	RECORD P DATA TYPE
		0	NIU
		1	YES
		2	NO
I53CEST	1	169	A ESTATES AND TRUSTS RECIPIENCY
		0	NIU
		1	YES
		2	NO
I53DVP	1	170	A VETERANS PAYMENTS RECIPIENCY
		0	NIU
		1	YES
		2	NO
I53DUC	1	171	A UNEMPLOYMENT COMPENSATION RECIPIENCY
		0	NIU
		1	YES
		2	NO
I53DJC	1	172	A WORKMANS COMPENSATION RECIPIENCY
		0	NIU
		1	YES
		2	NO
I53EPP	1	173	A PRIVATE PENSIONS RECIPIENCY
		0	NIU
		1	YES
		2	NO
I53EMR	1	174	A MILITARY RETIREMENT RECIPIENCY
		0	NIU
		1	YES
		2	NO

CPSMAR85 DATA DICTIONARY

07/29/85

NAME	SIZE/ SCALE	BEGIN	RECORD P DATA TYPE
I53EFG	1	175	A
		0	NIU
		1	YES
		2	NO
I53ELG	1	176	A
		0	NIU
		1	YES
		2	NO
I53FAL	1	177	A
		0	NIU
		1	YES
		2	NO
I53FREG	1	178	A
		0	NIU
		1	YES
		2	NO
I53FAE	1	179	A
		0	NIU
		1	YES
		2	NO
INCWSFLA	1	180	A
			US-FLAG
			INCWSFLA THRU INCCSFLA ARE FLAGS
			INDICATING WHETHER THE CORRESPONDING
			ITEMS HAVE BEEN ALLOC. FOR THE INCOME
			FIELDS FROM QUESTIONS 151, 152 AND
		0	NO ALLOCATION
		1	INCOME AMOUNT ALLOCATED
		2	RECIPIENCY TYPE ALLOCATED
		3	INCOME AND RECIPIENCY TYPE ALLOCATED

153



CPSMAR85 DATA DICTIONARY  
RECORD P

07/29/85

NAME	SIZE/ SCALE	BEGIN	DATA TYPE
INCSEFLA	1	181	A
		0	SELF EMPLOYMENT FLAG
		1	NO ALLOCATION
		2	INCOME AMOUNT ALLOCATED
		3	RECIPIENCY TYPE ALLOCATED
INCFRFLA	1	182	A
		0	INCOME AND RECIPIENCY TYPE ALLOCATED
		1	FARM INCOME FLAG
		2	NO ALLOCATION
		3	INCOME AMOUNT ALLOCATED
INCUSFLA	1	183	A
		0	RECIPIENCY TYPE ALLOCATED
		1	INCOME AND RECIPIENCY TYPE ALLOCATED
		2	U.S. GOVERNMENT (SOCIAL SECURITY
		3	RAILROAD/RETIREMENT) FLAG
		0	NO ALLOCATION
		1	INCOME AMOUNT ALLOCATED
		2	RECIPIENCY TYPE ALLOCATED
		3	INCOME AND RECIPIENCY TYPE ALLOCATED
INCSSFLA	1	184	A
		0	SUPPLEMENTAL SECURITY INCOME FLAG
		1	NO ALLOCATION
		2	INCOME AMOUNT ALLOCATED
		3	RECIPIENCY TYPE ALLOCATED
INCPAFLA	1	185	A
		0	INCOME AND RECIPIENCY TYPE ALLOCATED
		1	PUBLIC ASSISTANCE FLAG
		2	NO ALLOCATION
		3	INCOME AMOUNT ALLOCATED
INCINTFL	1	186	A
		0	RECIPIENCY TYPE ALLOCATED
		1	INCOME AND RECIPIENCY TYPE ALLOCATED
		2	INTEREST FLAG
		3	NO ALLOCATION
		0	INCOME AMOUNT ALLOCATED
		1	RECIPIENCY TYPE ALLOCATED
		2	INCOME AND RECIPIENCY TYPE ALLOCATED
		3	

CPSMAR85 DATA DICTIONARY

07/29/85

NAME	SIZE/ SCALE	BEGIN	DATA TYPE
INCDIVFL	1	187	A
		0	DIVIDEND FLAG
		1	NO ALLOCATION
		2	INCOME AMOUNT ALLOCATED
		3	RECIPIENCY TYPE ALLOCATED
INCPFLA	1	188	A
		0	VETERANS PAYMENTS FLAG
		1	NO ALLOCATION
		2	INCOME AMOUNT ALLOCATED
		3	RECIPIENCY TYPE ALLOCATED
INCRETFL	1	189	A
		0	RETIREMENT INCOME FLAG
		1	NO ALLOCATION
		2	INCOME AMOUNT ALLOCATED
		3	RECIPIENCY TYPE ALLOCATED
INCCSFLA	1	190	A
		0	CHILD SUPPORT - FLAG
		1	NO ALLOCATION
		2	INCOME AMOUNT ALLOCATED
		3	RECIPIENCY TYPE ALLOCATED
I51A	5	191	N
			WAGES OR SALARIES AMOUNT NOTE: INCLUDES SELF-EMPLOYED INCORPORATED VALUE RANGES FROM 00000 TO 99999
I51B	6	196	N
			SELF EMPLOYMENT INCOME AMOUNT LEADING '-' INDICATES LOSS VALUE RANGES FROM -09999 TO 099999

## CPSMARBS DATA DICTIONARY

07/29/85

NAME	SIZE/ SCALE	BEGIN	DATA TYPE
I51C	6	202	N FARM INCOME AMOUNT LEADING '-' INDICATES LOSS VALUE RANGES FROM -099999 TO 099999
I52A	5	208	N INCOME FROM SOCIAL SECURITY AND/OR RAILROAD RETIREMENT VALUE RANGES FROM 00000 TO 19999
I52B	4	213	N SUPPLEMENTAL SECURITY INCOME AMOUNT VALUE RANGES FROM 0000 TO 9999
I53A	5	217	N PUBLIC ASSISTANCE AMOUNT VALUE RANGES FROM 00000 TO 99999
I53B	5	222	N INTEREST AMOUNT VALUE RANGES FROM 00000 TO 99999
I53C	6	227	N DIVIDENDS, RENTALS, TRUST INCOME AMOUNT LEADING '-' INDICATES LOSS VALUE RANGES FROM -099999 TO 099999
I53D	5	233	N VETERANS, UNEMPLOYMENT, WORKMAN'S COMP AMOUNT VALUE RANGES FROM 00000 TO 99999
I53E	5	238	N PENSION INCOME AMOUNT VALUE RANGES FROM 00000 TO 99999
I53F	5	243	N ALIMONY, CHILD SUPPORT, OTHER INCOME AMOUNT VALUE RANGES FROM 00000 TO 99999

## CPSMAR85 DATA DICTIONARY

07/29/85

NAME	SIZE/ SCALE	BEGIN	RECORD P	
			DATA TYPE	
PINCTOT	7	248	N	
				PERSONAL INCOME TOTAL VALUE RANGES FROM -150000 TO N (PERSONAL INCOME TOTAL)
PINCEARN	7	255	N	
				TOTAL EARNINGS VALUE RANGES FROM -020000 TO N (TOTAL EARNINGS)
PINCOTH	7	262	N	
				TOTAL OTHER INCOME VALUE RANGES FROM -N (TOTAL OTHER INCOME LOSS) TO N (TOTAL OTHER INCOME)
FLAGS1A	1	269	A	
				TOP CODED FLAG FLAGS1A THRU FLPINOTH ARE FLAGS INDICATING THAT THE CORRESPONDING ITEM HAS BEEN TOP-CODED FOR CONFIDENTIALITY
		0		NOT TOP CODED
		1		TOP CODED
FLAGS1B	1	270	A	
				TOP CODED FLAG NOT TOP CODED
		0		NOT TOP CODED
		1		TOP CODED
FLAGS1C	1	271	A	
				TOP CODED FLAG NOT TOP CODED
		0		NOT TOP CODED
		1		TOP CODED
FLAGS2A	1	272	A	
				TOP CODED FLAG NOT TOP CODED
		0		NOT TOP CODED
		1		TOP CODED
FLAGS2B	1	273	A	
				TOP CODED FLAG

## CPSMARB5 DATA DICTIONARY

07/29/85

NAME	SIZE/ SCALE	BEGIN	RECORD P DATA TYPE
FLAGS3A	1	274	0 1 A NOT TOP CODED TOP CODED TOP CODED FLAG
FLAGS3B	1	275	0 1 A NOT TOP CODED TOP CODED TOP CODED FLAG
FLAGS3C	1	276	0 1 A NOT TOP CODED TOP CODED TOP CODED FLAG
FLAGS3D	1	277	0 1 A NOT TOP CODED TOP CODED TOP CODED FLAG
FLAGS3E	1	278	0 1 A NOT TOP CODED TOP CODED TOP CODED FLAG
FLAGS3F	1	279	0 1 A NOT TOP CODED TOP CODED TOP CODED FLAG
FLPINTOT	1	280	0 1 A NOT TOP CODED TOP CODED TOP CODED FLAG
FLPINERN	1	281	0 1 A NOT TOP CODED TOP CODED TOP CODED FLAG

## CPSMAR85 DATA DICTIONARY

07/29/85

NAME	SIZE/ SCALE	BEGIN	DATA TYPE
	05		UNDER 18, EVER MARRIED: REFERENCE PERSON OF RELATED SUBFAMILY
	06		SPOUSE OF RELATED SUBFAMILY REFERENCE PERSON
	07		NOT IN A RELATED SUBFAMILY 18 YEARS OLD AND OVER, SINGLE (NEVER MARRIED):
	08		REFERENCE PERSON OF RELATED SUB- FAMILY
	09		NOT IN A RELATED SUBFAMILY 18 YEARS OLD AND OVER, EVER MARRIED:
	10		REFERENCE PERSON OF RELATED SUB- FAMILY
	11		SPOUSE OF RELATED SUBFAMILY REFERENCE PERSON
	12		NOT IN A RELATED SUBFAMILY
	13		GRANDCHILD UNDER 18, SINGLE (NEVER MARRIED) OF HOUSEHOLDER OTHER RELATIVE OF REFERENCE PERSON: UNDER 18, SINGLE (NEVER MARRIED):
	14		REFERENCE PERSON OF RELATED SUB- FAMILY
	15		CHILD OF RELATED SUBFAMILY REFERENCE PERSON
	16		NOT IN A RELATED SUBFAMILY UNDER 18, EVER MARRIED:
	17		REFERENCE PERSON OF RELATED SUB- FAMILY
	18		SPOUSE OF RELATED SUBFAMILY REFERENCE PERSON
	19		NOT IN A RELATED SUBFAMILY 18 YEARS OLD AND OVER, SINGLE (NEVER MARRIED):
	20		REFERENCE PERSON OF A RELATED SUBFAMILY
	21		NOT IN A RELATED SUBFAMILY 18 YEARS OLD AND OVER, EVER MARRIED:
	22		REFERENCE PERSON OF A RELATED SUB- FAMILY
	23		SPOUSE OF A RELATED SUBFAMILY REFERENCE PERSON
	24		NOT IN A RELATED SUBFAMILY IN UNRELATED SUBFAMILY:
	25		REFERENCE PERSON OF UNRELATED SUB- FAMILY
	26		SPOUSE OF UNRELATED SUBFAMILY REFERENCE PERSON

CPSMARBS DATA DICTIONARY  
RECORD P

07/29/85

NAME	SIZE/ SCALE	BEGIN	DATA TYPE
		0	NOT TOP CODED
		1	TOP CODED
FLPINOTH	1	282	A
			TOP CODED FLAG
		0	NOT TOP CODED
		1	TOP CODED
FILL16	6	283	A
			FILLER
FLOWINC	6	289	N
			LOW INCOME (POVERTY) CUT-OFF DOLLAR AMT
		0	NIU, PERSONS LESS THAN 65
RBEMPST	1	295	A
			LABOR FORCE RECODE 1
		0	NIU
		1	FULL TIME
		2	PART TIME
		3	UNEMPLOYED EXPERIENCED
		4	UNEMPLOYED NOT EXPERIENCED
		5	ARMED FORCES
		6	NOT IN LABOR FORCE
REMPSTA	1	296	A
			LABOR FORCE RECODE 2
		0	NIU
		1	NOT IN LABOR FORCE
		2	UNEMPLOYED
		3	NONAGRICULTURAL EMPLOYMENT
		4	AGRICULTURAL EMPLOYMENT
RHDFMS	2	297	A
			HOUSEHOLD RECODE 1
		01	FAMILY HOUSEHOLDER
		02	SPOUSE OF HOUSEHOLDER:
			CHILD OF HOUSEHOLDER:
			UNDER 18, SINGLE NEVER MARRIED:
		03	REFERENCE PERSON OF RELATED
			SUBFAMILY
		04	NOT IN A RELATED SUBFAMILY

CPSMAR85 DATA DICTIONARY

07/29/85

NAME	SIZE/ SCALE	BEGIN	RECORD P DATA TYPE
		27	CHILD, UNDER 18, SINGLE (NEVER MARRIED) OF UNRELATED REFERENCE PERSON
		28	OTHER RELATIVE OF UNRELATED SUB-FAMILY REFERENCE PERSON:
		29	UNDER 18, SINGLE (NEVER MARRIED)
		30	UNDER 18, EVER MARRIED
		31	18 YEARS OLD AND OVER, SINGLE (NEVER MARRIED)
		31	18 YEARS OLD AND OVER, EVER MARRIED
			NOT IN A FAMILY:
		32	NONFAMILY HOUSEHOLDER
		33	UNRELATED INDIVIDUAL
		34	IN GROUP QUARTERS, UNRELATED INDIVIDUALS
RHOREL	1	299	A
			HOUSEHOLD RECODE 2
		1	HOUSEHOLDER
		2	SPOUSE OF HOUSEHOLDER
		3	CHILD OF HOUSEHOLDER, UNDER 18, NEVER MARRIED
		4	CHILD OF HOUSEHOLDER, UNDER 18 EVER MARRIED
		5	CHILD OF HOUSEHOLDER, 18 +
		6	OTHER RELATIVE OF HOUSEHOLDER
		7	NONRELATIVE OF HOUSEHOLDER
		8	IN GROUP QUARTERS, UNRELATED INDIVIDUALS
RFAMREL	2	300	A
			HOUSEHOLD RECODE 3
		01	FAMILY HOUSEHOLDER
		02	SPOUSE OF HOUSEHOLDER
		03	CHILD OF HOUSEHOLDER, UNDER 18, NEVER MARRIED
		04	CHILD OF HOUSEHOLDER, UNDER 18, EVER MARRIED
		05	18 YEARS AND OVER
		06	GRANDCHILD OF HOUSEHOLDER, UNDER 18 NEVER MARRIED
		07	OTHER RELATIVE OF HOUSEHOLDER, UNDER 18 YEARS, NEVER MARRIED
		08	OTHER RELATIVE OF HOUSEHOLDER UNDER 18 YEARS, EVER-MARRIED



CPSMAR85 DATA DICTIONARY

07/29/85

NAME	SIZE/ SCALE	BEGIN	DATA TYPE
		09	OTHER RELATIVE OF HOUSEHOLDER 18 YEARS AND OVER
		10	NONFAMILY HOUSEHOLDER
		11	UNRELATED INDIVIDUAL
RFAMST	1	302	A HOUSEHOLD RECODE 4
		1	FAMILY HOUSEHOLDER
		2	SPOUSE
		3	RELATED CHILDREN UNDER 6 YEARS
		4	RELATED CHILDREN 6 TO 17 YEARS
		5	OTHER FAMILY MEMBER
		6	UNRELATED INDIVIDUAL, MALE
		7	UNRELATED INDIVIDUAL, FEMALE
RPARENT	1	303	A PARENTS RECODE (PRESENCE OF PARENTS)
		0	NIU
		1	BOTH PARENTS PRESENT
		2	MOTHER ONLY PRESENT
		3	FATHER ONLY PRESENT
		4	NEITHER PARENT PRESENT
RAGE1	2	304	A AGE RECODE 1
		00	NIU
		01	15 YEARS
		02	16 AND 17 YEARS
		03	18 AND 19 YEARS
		04	20 AND 21 YEARS
		05	22 TO 24 YEARS
		06	25 TO 29 YEARS
		07	30 TO 34 YEARS
		08	35 TO 39 YEARS
		09	40 TO 44 YEARS
		10	45 TO 49 YEARS
		11	50 TO 54 YEARS
		12	55 TO 59 YEARS
		13	60 TO 61 YEARS
		14	62 TO 64 YEARS
		15	65 TO 69 YEARS
		16	70 TO 74 YEARS
		17	75 YEARS AND OVER

CPSMARB5 DATA DICTIONARY

07/29/85

RECORD P

NAME	SIZE/ SCALE	BEGIN	DATA TYPE
RAGE4	1	306	A
			AGE RECODE
		1	UNDER 18 YEARS
		2	18 TO 64 YEARS
		3	65 YEARS AND OVER
RWEXP	2	307	A
			WEEKS WORKED REOCDE
			NOTE: FULL TIME INDICATES USUALLY WORKED 35 HOURS OR MORE PER WEEK; PART TIME INDICATES WORKED LESS THAN 35 HOURS PER WEEK.
		00	NIU
		01	50 TO 52 WEEKS -WORKED FULL TIME
		02	48 TO 49 WEEKS -WORKED FULL TIME
		03	40 TO 47 WEEKS -WORKED FULL TIME
		04	27 TO 39 WEEKS -WORKED FULL TIME
		05	14 TO 26 WEEKS -WORKED FULL TIME
		06	13 WEEKS OR LESS-WORKED FULL TIME
		07	50 TO 52 WEEKS -WORKED PART TIME
		08	48 TO 49 WEEKS -WORKED PART TIME
		09	40 TO 47 WEEKS -WORKED PART TIME
		10	27 TO 39 WEEKS -WORKED PART TIME
		11	14 TO 26 WEEKS -WORKED PART TIME
		12	13 WEEKS OR LESS-WORKED PART TIME
		13	NONWORKER
RWEWKRS	1	309	A
			PART-FULL TIME RECODE
			NOTE: FULL YEAR WORKER INDICATES WORKED 50 WEEKS OR MORE; PART YEAR WORKER INDICATES WORKED LESS THAN 50 WEEKS.
		0	NIU
		1	FULL TIME (FULL YEAR WORKER)
		2	PART TIME (FULL YEAR WORKER)
		3	FULL TIME (PART YEAR WORKER)
		4	PART TIME (PART YEAR WORKER)
		5	NONWORKER
RWELKNW	1	310	A
			WORK RECODE 1
			WORK EXPERIENCE WEEKS LOOKING - NON-WORKERS

CPSMARBS DATA DICTIONARY

07/29/85

NAME	SIZE/ SCALE	BEGIN	RECORD P DATA TYPE
		0	NIU
		1	NONE (NOT LOOKING FOR WORK)
		2	1 TO 4 WEEKS LOOKING
		3	5 TO 14 WEEKS LOOKING
		4	15 TO 26 WEEKS LOOKING
		5	27 TO 39 WEEKS LOOKING
		6	40 OR MORE WEEKS LOOKING
		7	WORKERS
RWELEMP	1	311	A
			WORK RECODE 2
			PART YEAR WORKER WEEKS LOOKING
		0	NIU
		1	NONE
		2	1 TO 4 WEEKS
		3	5 TO 10 WEEKS
		4	11 TO 14 WEEKS
		5	15 TO 26 WEEKS
		6	27 TO 39 WEEKS
		7	40 OR MORE WEEKS
		8	FULL YEAR WORKER
		9	NONWORKER
RPYRSN	1	312	A
			WORK RECODE 3
			PART YEAR WORKER WEEKS LOOKING
		0	NIU
		1	UNEMPLOYED
		2	ILL OR DISABLED
		3	KEEPING HOUSE
		4	GOING TO SCHOOL
		5	ARMED FORCES
		6	RETIRED
		7	OTHER
		8	FULL YEAR WORKER
		9	NEVER WORKED
REARNER	1	313	A
			EARNER RECODE
			NOTE: EARNER RECEIVED WAGE AND SALARY OR SELF-EMPLOYMENT INCOME.
		0	NIU
		1	EARNER
		2	NONEARNER

## CPSMAR85 DATA DICTIONARY

07/29/85

RECORD P

NAME	SIZE/ SCALE	BEGIN	DATA TYPE
RCLWK	1	314	A
			CLASS OF WORKER RECODE 1
		0	NIU
		1	PRIVATE
		2	GOVERNMENT
		3	SELF-EMPLOYED
		4	WITHOUT PAY
		5	NEVER WORKED
FILL17	1	315	A
			FILLER
RWEMIND	2	316	A
			MAJOR INDUSTRY RECODE 3 (LONGEST JOB) SEE APPENDIX A3
		00	NIU
		01	AGRICULTURE, FORESTRY, AND FISHERIES
		02	MINING
		03	CONSTRUCTION
		04	DURABLE GOODS
		05	NONDURABLE GOODS
		06	TRANSPORT, COMMUNICATIONS, AND OTHER PUBLIC UTILITIES
		07	WHOLESALE TRADE
		08	RETAIL TRADE
		09	FINANCE, INSURANCE, AND REAL ESTATE
		10	BUSINESS AND REPAIR SERVICES
		11	PERSONAL SERVICES, INCLUDING PRIVATE HOUSEHOLDS
		12	ENTERTAINMENT AND RECREATION SERVICE
		13	PROFESSIONAL AND RELATED SERVICES
		14	PUBLIC ADMINISTRATION
		15	DID NOT WORK OR IN ARMED FORCES PREVIOUS YEAR
RPOCCLJZ	2	318	A
			DETAILED OCCUPATION RECODE 3 (LONGEST JOB)
		00	NIU
		01	ADMINISTRATORS, AND PUBLIC ADMIN- ISTRATION OFFICIALS
		02	MANAGERS AND ADMINISTRATORS, EXCEPT PUBLIC ADMINISTRATION
		03	SALARIED
		04	SELF-EMPLOYED

## CPSMAR85 DATA DICTIONARY

07/29/85

NAME	SIZE/ SCALE	BEGIN	RECORD P DATA TYPE
		05	MANAGEMENT RELATED OCCUPATIONS
		06	ACCOUNTANTS AND AUDITORS
		07	ENGINEERS, ARCHITECTS, AND SURVEYORS
		08	ENGINEERS
		09	NATURAL SCIENTISTS AND MATHEMATICIANS
		10	COMPUTER SYSTEMS ANALYSTS AND SCIENTISTS
		11	HEALTH DIAGNOSING OCCUPATIONS
		12	PHYSICIANS AND DENTISTS
		13	HEALTH ASSESSMENT AND TREATING OCCUPATIONS
		14	TEACHERS, LIBRARIANS, AND COUNSELORS
		15	TEACHERS, EXCEPT POSTSECONDARY
		16	OTHER PROFESSIONAL SPECIALTY OCCUPATIONS
		17	HEALTH TECHNOLOGISTS AND TECHNICIANS
		18	ENGINEERING AND SCIENCE TECHNICIANS
		19	TECHNICIANS, EXCEPT HEALTH, ENGINEERING, AND SCIENCE
		20	SUPERVISORS AND PROPRIETORS, SALES OCCUPATIONS
		21	SALES REPRESENTATIVES, COMMODITIES AND FINANCE
		22	OTHER SALES OCCUPATIONS
		23	COMPUTER EQUIPMENT OPERATORS
		24	SECRETARIES', STENOGRAPHERS, AND TYPISTS
		25	FINANCIAL RECORDS PROFESSING OCCUPATIONS
		26	OTHER ADMINISTRATIVE SUPPORT OCCUPATIONS, INCLUDING CLERICAL
		27	PRIVATE HOUSEHOLD SERVICE OCCUPATIONS
		28	PROTECTIVE SERVICE OCCUPATIONS
		29	FOOD SERVICE OCCUPATIONS
		30	HEALTH SERVICE OCCUPATIONS
		31	CLEANING AND BUILDING SERVICE OCCUPATIONS
		32	PERSONAL SERVICE OCCUPATIONS
		33	FARM OPERATORS AND MANAGERS
		34	FARM OCCUPATIONS, EXCEPT MANAGERIAL
		35	RELATED AGRICULTURAL OCCUPATIONS
		36	FORESTRY AND FISHING OCCUPATIONS
		37	MECHANICS AND REPAIRERS
		38	CONSTRUCTION TRADES AND EXTRACTIVE OCCUPATIONS
		39	CARPENTERS
		40	SUPERVISORS, PRODUCTION OCCUPATIONS
		41	PRECISION METAL WORKING OCCUPATIONS
		42	OTHER PRECISION PRODUCTION OCCUPATIONS
		43	MACHINE OPERATORS AND TENDERS,

CPSMAR85 DATA DICTIONARY

07/29/85

RECORD P

NAME	SIZE/ SCALE	BEGIN	DATA TYPE
		44	EXCEPT PRECISION FABRICATORS, ASSEMBLERS, AND HAND WORKING OCCUPATIONS
		45	PRODUCTION INSPECTORS, TESTERS, SAMPLERS, AND WEIGHERS
		46	TRANSPORTATION OCCUPATIONS
		47	MATERIAL MOVING EQUIPMENT OPERATORS
		48	CONSTRUCTION LABORERS
		49	FREIGHT, STOCK, AND MATERIAL HANDLERS
		50	OTHER SPECIFIED HANDLERS, EQUIPMENT CLEANERS AND HELPERS
		51	LABORERS, EXCEPT CONSTRUCTION
		52	ARMED FORCES, CURRENTLY CIVILIAN
		53	DID NOT WORK IN PREVIOUS YEAR
RWEMOCG	2	320	A
			MAJOR OCCUPATION RECODE 4 (LONGEST JOB) SEE APPENDIX B3
		00	NIJ
		01	EXECUTIVE, ADMINISTRATIVE, AND MANAGERIAL OCCUPATIONS
		02	PROFESSIONAL SPECIALTY OCCUPATIONS
		03	TECHNICIANS AND RELATED SUPPORT OCCUPATIONS
		04	SALES OCCUPATIONS
		05	ADMINISTRATIVE SUPPORT OCCUPATIONS, INCLUDING CLERICAL
		06	PRIVATE HOUSEHOLD SERVICE OCCUPATIONS
		07	PROTECTIVE SERVICE OCCUPATIONS
		08	SERVICE OCCUPATIONS, EXCEPT HOUSE- HOLD AND PROTECTIVE
		09	FARMING, FORESTRY, AND FISHING OCCUPATIONS
		10	PRECISION PRODUCTION, CRAFT, AND REPAIR OCCUPATIONS
		11	MACHINE OPERATORS, ASSEMBLERS, AND INSPECTORS
		12	TRANSPORTATION AND MATERIAL MOVING OCCUPATIONS
		13	HANDLERS, EQUIPMENT CLEANERS, HELPERS AND LABORERS
		14	ARMED FORCES, CURRENTLY CIVILIAN
		15	DID NOT WORK IN PREVIOUS YEAR

## CPSMAR85 DATA DICTIONARY

07/29/85

NAME	SIZE/ SCALE	BEGIN	DATA TYPE
RWEIND	2	322	A
			DETAILED INDUSTRY RECODE 4 (LONGEST JOB)
		00	NIU
		01	AGRICULTURE
		02	MINING
		03	CONSTRUCTION
		04	LUMBER AND WOOD PRODUCTS, EXCEPT FURNITURE
		05	FURNITURE AND FIXTURES
		06	STONE, CLAY, GLASS, AND CONCRETE PRODUCTS
		07	PRIMARY METALS
		08	FABRICATED METALS
		09	NOT SPECIFIED METAL INDUSTRIES
		10	MACHINERY, EXC. ELECT.
		11	ELECTRICAL MACHINERY, EQUIPMENT, AND SUPPLIES
		12	MOTOR VEHICLES AND EQUIPMENT
		13	AIRCRAFT AND PARTS
		14	OTHER TRANSPORTATION EQUIPMENT
		15	PROFESSIONAL AND PHOTOGRAPHIC EQUIP- MENT, AND WATCHES
		16	TOYS, AMUSEMENTS, AND SPORTING GOODS
		17	MISCELLANEOUS AND NOT SPECIFIED MANUFACTURING INDUSTRIES
		18	FOOD AND KINDRED PRODUCTS
		19	TOBACCO MANUFACTURES
		20	TEXTILE MILL PRODUCTS
		21	APPAREL AND OTHER FINISHED TEXTILE PRODUCTS
		22	PAPER AND ALLIED PRODUCTS
		23	PRINTING, PUBLISHING AND ALLIED INDUSTRIES
		24	CHEMICALS AND ALLIED PRODUCTS
		25	PETROLEUM AND COAL PRODUCTS
		26	RUBBER AND MISCELLANEOUS PLASTIC PRODUCTS
		27	LEATHER AND LEATHER PRODUCTS
		28	TRANSPORTATION
		29	COMMUNICATIONS
		30	UTILITIES AND SANITARY SERVICES
		31	WHOLESALE TRADE
		32	RETAIL TRADE
		33	BANKING AND OTHER FINANCE
		34	INSURANCE AND REAL ESTATE
		35	PRIVATE HOUSEHOLD SERVICES
		36	BUSINESS SERVICES

CPSMAR85 DATA DICTIONARY

07/29/85

NAME	SIZE/ SCALE	BEGIN	DATA TYPE
		37	REPAIR SERVICES
		38	PERSONAL SERVICES, EXCEPT PRIVATE HOUSEHOLD
		39	ENTERTAINMENT AND RECREATION SERVICES
		40	HOSPITALS
		41	HEALTH SERVICES, EXCEPT HOSPITALS
		42	EDUCATIONAL SERVICES
		43	SOCIAL SERVICES
		44	OTHER PROFESSIONAL SERVICES
		45	FORESTRY AND FISHERIES
		46	PUBLIC ADMINISTRATION
		47	DID NOT WORK OR IN ARMED FORCES IN PREVIOUS YEAR
RPINCOM	2	324	A

PERSON'S INCOME RECODE

00	NIU
01	NONE
02	LOSS
03	\$1 TO \$999
04	\$1,000 TO \$1,999
05	\$2,000 TO \$2,499
06	\$2,500 TO \$2,999
07	\$3,000 TO \$3,499
08	\$3,500 TO \$3,999
09	\$4,000 TO \$4,999
10	\$5,000 TO \$5,999
11	\$6,000 TO \$6,999
12	\$7,000 TO \$7,499
13	\$7,500 TO \$7,999
14	\$8,000 TO \$8,499
15	\$8,500 TO \$8,999
16	\$9,000 TO \$9,999
17	\$10,000 TO \$12,499
18	\$12,500 TO \$14,999
19	\$15,000 TO \$17,499
20	\$17,500 TO \$19,999
21	\$20,000 TO \$24,999
22	\$25,000 TO \$29,999
23	\$30,000 TO \$34,999
24	\$35,000 TO \$39,999
25	\$40,000 TO \$49,999
26	\$50,000 TO \$59,999
27	\$60,000 TO \$74,999
28	\$75,000 AND OVER



## CPSMAR85 DATA DICTIONARY

07/29/85

NAME	SIZE/ SCALE	BEGIN	DATA TYPE
RMIGREG	1	329	A
			REGION OF RESIDENCE IN 1980 - MIGRATION
		1	NORTHEAST
		2	NORTH CENTRAL
		3	SOUTH
		4	WEST
		5	ABROAD
		6	NOT IN MIGRATION SAMPLE
RIACPLDS	1	330	A
			SMSA RESIDENCE IN 1980 RECODE <sup>1/</sup>
		0	NIU, NONMOVER
		1	CENTRAL CITY
		2	SMSA BALANCE
		3	NON SMSA
		4	NOT IDENTIFIABLE
PPRECTYP	1	331	A
			PERSON RECORD TYPE
		3	PERSON RECORD
LINENO	2	332	A
			LINE NUMBER
PARENT	1	334	A
			PARENT PRESENT
		0	YES, PARENT
		1	NO PARENT
SPOUSE	1	335	A
			SPOUSE PRESENT
		0	YES, SPOUSE
		1	NO SPOUSE
FILL18	1	336	A
			FILLER
MIGSTATE	2	337	A
			STATE RESIDENCE IN 1980 CODE
		11	MAINE

<sup>1/</sup>DATA ARE NOT RELIABLE BECAUSE OF THE REDESIGNING OF THE SURVEY.  
SEE USER NOTE NO. 1 ON PAGE IX.

NAME	SIZE/ SCALE	BEGIN	DATA TYPE
RPSINC1	2	326	A
			SOURCE OF INCOME RECODE
		00	NIU
		01	WAGE OR SALARY ONLY
		02	NONFARM ONLY
		03	FARM ONLY
		04	NONFARM AND FARM
		05	WAGE OR SALARY AND NONFARM SELF- EMPLOYMENT INCOME ONLY
		06	WAGE OR SALARY AND FARM SELF- EMPLOYMENT INCOME ONLY
		07	WAGE OR SALARY, NONFARM AND FARM ONLY
		08	WAGE OR SALARY AND PROPERTY INC ONLY
		09	WAGE OR SALARY AND OTHER INCOME
		10	NONFARM INC , PROPERTY INC ONLY
		11	NONFARM SE INCOME AND OTHER INCOME
		12	FARM INC, PROPERTY INC ONLY
		13	FARM SE INCOME AND OTHER INCOME
		14	WAGE/SALARY, NONFARM, PROPERTY INCOME
		15	WAGE/SALARY, NONFARM, OTHER INCOME
		16	WAGE/SALARY, FARM, PROPERTY INCOME
		17	WAGE/SALARY, FARM SE AND OTHER INCOME
		18	OTHER COMBINATIONS
		19	SOCIAL SECURITY
		20	PUBLIC ASSISTANCE INCOME ONLY
		21	PENSION INCOME ONLY
		22	PENSION AND PROPERTY INCOME ONLY
		23	SOCIAL SECURITY AND PUBLIC ASSISTANCE
		24	SOCIAL SECURITY AND PROPERTY INCOME
		25	SOCIAL SECURITY AND PENSION INCOME ON
		26	SOCIAL SECURITY, PENSIONS, : PROPERTY
		27	ALL OTHER COMBINATIONS
		28	NO INCOME
RGENMOB	1	328	A
			MIGRATION - RESIDENCE 1980 TO 1985 <sup>1/</sup>
		1	NONMOVER
		2	DIFFERENT HOUSE SAME COUNTY
		3	DIFFERENT COUNTY, SAME STATE, SAME SMSA
		4	DIFFERENT COUNTY, SAME STATE, DIFFERENT SMSA
		5	DIFF COUNTY, DIF STATE, CONTIGUOUS
		6	DIFF COUNTY, DIF STATE, NONCONTIGUOUS
		7	MOVERS FROM ABROAD
		8	NOT IN MIGRATION SAMPLE
		9	MOVED WITHIN SAME STATE, DIFF. CNTY.

<sup>1/</sup>DATA ARE NOT RELIABLE BECAUSE OF THE REDESIGNING OF THE SURVEY. SEE USER NOTE NO. 1 ON PAGE IX.

## CPSMAR85 DATA DICTIONARY

07/29/85

RECORD P

NAME	SIZE/ SCALE	BEGIN	DATA TYPE
	12		NEW HAMPSHIRE
	13		VERMONT
	14		MASSACHUSETTS
	15		RHODE ISLAND
	16		CONNECTICUT
	21		NEW YORK
	22		NEW JERSEY
	23		PENNSYLVANIA
	31		OHIO
	32		INDIANA
	33		ILLINOIS
	34		MICHIGAN
	35		WISCONSIN
	41		MINNESOTA
	42		IOWA
	43		MISSOURI
	44		NORTH DAKOTA
	45		SOUTH DAKOTA
	46		NEBRASKA
	47		KANSAS
	51		DELAWARE
	52		MARYLAND
	53		DISTRICT OF COLUMBIA
	54		VIRGINIA
	55		WEST VIRGINIA
	56		NORTH CAROLINA
	57		SOUTH CAROLINA
	58		GEORGIA
	59		FLORIDA
	61		KENTUCKY
	62		TENNESSEE
	63		ALABAMA
	64		MISSISSIPPI
	71		ARKANSAS
	72		LOUISIANA
	73		OKLAHOMA
	74		TEXAS
	81		MONTANA
	82		IDAHO
	83		WYOMING
	84		COLORADO
	85		NEW MEXICO
	86		ARIZONA
	87		UTAH
	88		NEVADA
	91		WASHINGTON
	92		OREGON
	93		CALIFORNIA

## CPSMAR85 DATA DICTIONARY

07/29/85

NAME	SIZE/ SCALE	BEGIN	RECORD P DATA TYPE
MIGSAME	1	94	ALASKA
		95	HAWAII
		98	OVERSEAS
		339	A
UACPLREC	1		LIVING IN SAME HOUSE MARCH 1980
		0	NIU
		1	YES
		2	NO
MTR1REC	2	340	A
			SMSA RESIDENCE MARCH 1980 <sup>1/</sup>
		0	NIU, NONMOVER
		1	SMSA
PENSPLAN	1	2	A
		341	RESIDENCE 1980 TO RESIDENCE 1985 <sup>1/</sup>
		01	NONMOVER
		02	SMSA TO SMSA
		03	SMSA TO NON SMSA
		04	NON SMSA TO SMSA
		05	NON SMSA TO NON SMSA
		06	ABROAD TO SMSA
		07	ABROAD TO NON SMSA
		08	NIU (CHILDREN < 1 YR OLD)
09	NOT IDENTIFIABLE		
INCLINPP	1	343	A
			EXISTENCE OF PENSION PLAN BY EMPLOYER
		0	NIU
		1	EMPLOYER HAS PENSION PLAN
INCLINPP	1	2	A
		344	EMPLOYER DID NOT HAVE PENSION PLAN
			INCLUDED IN PENSION PLAN AT WORK
		0	NIU
	1	YES	
	2	NO	

<sup>1/</sup>DATA ARE NOT RELIABLE BECAUSE OF THE REDESIGNING OF THE SURVEY.  
SEE USER NOTE NO. 1 ON PAGE IX.

CPSMAR85 DATA DICTIONARY

07/29/85

NAME	SIZE/ SCALE	RECORD BEGIN	P DATA TYPE	
INCLINGH	1	345	A	INCLUDED IN EMPLOYER GROUP HEALTH PLAN
		0		NIU
		1		YES
		2		NO
PAIDGH	1	346	A	EMPLOYER HELPED PAY FOR GROUP HEALTH PLAN
		0		NIU
		1		EMPLOYER PAID FOR ALL OF GROUP HEALTH PLAN
		2		EMPLOYER PAID FOR PART OF GROUP HEALTH PLAN
		3		EMPLOYER DID NOT PAY FOR GROUP HEALTH PLAN
WHOELSGH	1	347	A	OTHER PERSONS COVERED BY GROUP HEALTH PLAN
		0		NIU
		1		SPOUSE ALSO COVERED
		2		CHILD(REN) ALSO COVERED
		3		SPOUSE AND CHILD(REN) ALSO COVERED
		4		NO ONE ELSE COVERED
COVERGH	1	348	A	COVERED BY GROUP HEALTH (EDITED) NOTE: INCLUDES PERSONS WHO ARE NOT ENROLLED IN GROUP HEALTH, BUT ARE COVERED BY ANOTHER HOUSEHOLD MEMBER'S POLICY.
		1		YES
		2		NO
HAVEMDCR	1	349	A	COVERED BY MEDICARE
		0		NIU
		1		YES
		2		NO

CPSMARBS DATA DICTIONARY

07/29/85

NAME	SIZE/ SCALE	BEGIN	RECORD P DATA TYPE
COVMEDCR	1	350	A
			COVERED BY MEDICARE (EDITED)
			NOTE: INCLUDES PERSONS WHO ARE NOT ENROLLED IN MEDICARE, BUT ARE COVERED BY ANOTHER HOUSEHOLD MEMBER'S POLICY.
		1	YES
		2	NO
HAVEMDCD	1	351	A
			COVERED BY MEDICAID
		0	NIU
		1	YES
		2	NO
COVMEDCD	1	352	A
			COVERED BY MEDICAID (EDITED)
			NOTE: INCLUDES PERSONS WHO ARE NOT ENROLLED IN MEDICAID, BUT ARE COVERED BY ANOTHER HOUSEHOLD MEMBER'S POLICY.
		1	YES
		2	NO
HAVECPYN	1	353	A
			COVERED BY CHAMPUS OR MILITARY HEALTH CARE
		0	NIU
		1	YES
		2	NO
COVERCP	1	354	A
			COVERED BY CHAMPUS OR MILITARY HEALTH CARE (EDITED)
			NOTE: INCLUDES PERSONS WHO ARE NOT ENROLLED IN CHAMPUS OR MILITARY HEALTH CARE, BUT ARE COVERED BY ANOTHER HOUSEHOLD MEMBER'S POLICY.
		1	YES
		2	NO

CPSMAR85 DATA DICTIONARY

07/29/85

NAME	SIZE/ SCALE	BEGIN	RECORD P DATA TYPE
HAVEHIYN	1	355	A
		0	OTHER HEALTH INSURANCE NIU
		1	YES
		2	NO
COVERHI	1	356	A
			COVERED BY OTHER HEALTH INSURANCE (EDITED)
			NOTE: INCLUDES PERSONS WHO ARE NOT ENROLLED IN OTHER HEALTH INSURANCE, BUT ARE COVERED BY ANOTHER HOUSEHOLD MEMBER'S POLICY.
		1	YES
		2	NO
WHOELSHI	1	357	A
			OTHER PERSONS COVERED BY HEALTH INSURANCE
		0	NIU
		1	SPOUSE ALSO COVERED
		2	CHILD(REN) ALSO COVERED
		3	SPOUSE AND CHILD(REN) ALSO COVERED
		4	NO ONE ELSE COVERED
		5	OTHER COMBINATION ALSO COVERED
PARENTLN	2	358	A
			PARENT LINE NUMBER
		00	NIU
		01	01-42 LINE NUMBER OF PARENT
FILL19	1	360	A
			FILLER
ELIGIBIL	1	361	A
			ROTATION GROUPS ELIGIBILITY
			ITEMS HRSWORK THRU BAEARN&K WERE ASKED IN TWO ROTATION GROUPS, 1 AND 5
		0	NOT ELIGIBLE
		1	ELIGIBLE (ROTATION GROUP 1 OR 5)

CPSMARBS DATA DICTIONARY

07/29/85

NAME	SIZE/ SCALE	BEGIN	DATA TYPE	
HRSWORK	2	362	N	USUAL HOURS WORKED PER WEEK
			0	NOT CODED
				1-99 USUAL HOURS WORKED PER WEEK
PAIDHOUR	1	364	A	PAID HOURLY
			0	NOT CODED
			1	YES
			2	NO
EARNHOUR	4/-2	365	N	HOURLY EARNINGS
			0	NOT CODED
				0001-9999 HOURLY EARNINGS
EARNWEEK	3	369	N	EARN WEEKLY BEFORE DEDUCTIONS
			0	NOT CODED
				001-999 USUAL WEEKLY EARNINGS
BEARNWGT	11/-2	372	N	EARNINGS WEIGHT (UNIVERSE SAME AS ELIGIBLE = 1 IN ELIGIBIL)
				(TWO IMPLIED DECIMALS)
BAHRSWOK	1	383	A	ALLOCATION FLAG
				ITEMS BAHRSWOK THRU BAEARNWK ARE
				ALLOCATION FLAGS FOR THE CORRESPONDING
				ITEMS
			0	NOT ALLOCATED
			1	ALLOCATED
BAPAIHR	1	384	A	ALLOCATION FLAG
BAEARNHR	1	385	A	ALLOCATION FLAG



CPSMAR85 DATA DICTIONARY  
RECORD P

07/29/85

NAME	SIZE/ SCALE	BEGIN	DATA TYPE
BAEARNJK	1	386	A
			ALLOCATION FLAG
LUMEMBER	1	387	A
			LABOR UNION MEMBER
		0	Not coded (NC)
		1	YES
		2	NO
LABORLN	1	388	A
			LABOR UNION COVERAGE
		0	NOT CODED (NC)
		1	YES
		2	NO
SPOUSELN	2	389	A
			SPOUSE LINE NUMBER
		00	NIU
			LINE NUMBER RANGE 01-42

## GLOSSARY

### Geographic Concepts

Geographic Division. An area composed of contiguous States, with Alaska and Hawaii also included in one of the divisions. (A State is one of the 51 major political units in the United States.) The nine geographic divisions have been largely unchanged for the presentation of summary statistics since the 1910 census.

Regions. There are four regions: Northeast, Midwest (formerly North Central),<sup>1/</sup> West, and South. States and divisions within regions are presented below.

#### NORTHEAST REGION

##### New England Division

Connecticut  
Maine  
Massachusetts  
New Hampshire  
Rhode Island  
Vermont

##### Middle Atlantic Division

New Jersey  
New York  
Pennsylvania

#### MIDWEST REGION

##### East North Central Division

Illinois  
Indiana  
Michigan  
Ohio  
Wisconsin

##### West North Central Division

Iowa  
Kansas  
Minnesota  
Missouri  
Nebraska  
North Dakota  
South Dakota

#### WEST REGION

##### Mountain Division

Arizona  
Colorado  
Idaho  
Montana  
Nevada  
Utah  
Wyoming

##### Pacific Division

Alaska  
California  
Hawaii  
Oregon  
Washington

<sup>1/</sup>The Midwest Region was designated as the North Central Region until June 1984.

SOUTH REGION

East South Central Division

Alabama  
Kentucky  
Mississippi  
Tennessee

West South Central Division

Arkansas  
Louisiana  
Oklahoma  
Texas

South Atlantic Division

Delaware  
District of Columbia  
Florida  
Georgia  
Maryland  
North Carolina  
South Carolina  
Virginia  
West Virginia

## GLOSSARY

### CURRENT POPULATION SURVEY, March 1985

#### Subject Concepts

Age. Age classification is based on the age of the person at his/her last birthday. The adult universe (i.e., population of marriageable age) is comprised of persons 15 years old and over for March supplement data and 14 years and over for CPS labor force data. Prior to 1980, the adult universe was 14 years old and over for March supplement data.

Annuities. (See Income.)

Armed Forces. Armed Forces members enumerated in off-base housing or on base with their families are included on the CPS data file in March. Only supplemental data on income are included for Armed Forces members.

Base Weight. The constant weight assigned to the sample (inverse of the sampling fraction) which is adjusted to produce the final weight.

Civilian Labor Force. (See Labor Force.)

Class of Worker. This refers to the broad classification of the person's employer. On the March file, these broad classifications for current jobs are private, government, self-employed, without pay, and never worked. Private and government workers are considered "wage and salary workers;" this classification scheme includes self-employed, incorporated persons in with "private" workers. For the longest job held last year, this class of worker scheme includes private; government by level--Federal, State, and local; self-employed incorporated farm/nonfarm; and without pay. The wage and salary category for longest job held includes private, government (all levels), and self-employed, incorporated.

Dividends. (See Income.)

Duration of Unemployment. Duration of unemployment represents the length of time (through the current survey week) during which persons classified as unemployed are continuously looking for work. For persons on layoff, duration of unemployment represents the number of full weeks since the termination of their most recent employment. A period of two weeks or more during which a person is employed or ceased looking for work is considered to break the continuity of the present period of seeking work. Average duration is an arithmetic mean computed from a distribution by single weeks of unemployment.

Earners, Number of. The file includes all persons 15 years old and over in the household with \$1 or more in wages and salaries, or \$1 or more of a loss in net income from farm or nonfarm self-employment during the preceding year.

Earnings Weight. Each person record allows for an earnings weight for current earnings.

Education. (See Years of School Completed.)

Employed. (See Labor Force.)

Energy Assistance Program. The Low-Income Energy Assistance Program provides financial assistance to qualified households to help them pay heating costs. The program is funded by the Federal government and administered by the States under broad guidelines. In some States a household may automatically be eligible for this program if the household receives (1) Aid to Families with Dependent Children, (2) Food Stamps, (3) Supplemental Security Income (SSI), and (4) certain Veterans' benefits.

The energy assistance questions were asked for the first time in 1982. Questions asked in the March 1985 survey included (1) recency since October 1, 1984, (2) total amount received during the reference period, (3) the principal type of heating fuel used by the household, and (4) if the household was without heat because of inability to pay the heating fuel bill.

ESR (Employment Status Recode). This classification is available for each civilian 14 years old and over according to his/her responses to the monthly (basic) labor force items in March.

Family. A family is a group of two persons or more (one of whom is the householder) residing together and related by birth, marriage, or adoption. All such persons (including related subfamily members) are considered as members of one family. Beginning with the 1980 CPS, unrelated subfamilies (referred to in the past as secondary families) are no longer included in the count of families, nor are the members of unrelated subfamilies included in the count of family members.

Family Household. A family household is a household maintained by a family (as defined above), and may include among the household members any unrelated persons (unrelated subfamily members and/or secondary individuals) who may be residing there. The number of family households is equal to the number of families. The count of family household members differs from the count of family members, however, in that the family household members include all persons living in the household, whereas family members include only the householder and his/her relatives. (See the definition of Family).

Family Weight. The weight on the family record is the March supplement weight of the householder or reference person.

Farm Self-Employment Net Income. The term is defined as net money income (gross receipts minus operating expenses) from the operation of a farm by a person on his own account, as an owner, as a renter, or as a sharecropper. Gross receipts include the value of all products sold, government crop loans, money received from the rental of farm equipment to others, and incidental receipts from the sale of wood, sand, gravel, etc.

Operating expenses include cost of feed, fertilizer, seed, and other farming supplies, cash wages paid to farm hands, depreciation charges, cash rent, interest on farm mortgages, farm building repairs, farm taxes (not State and Federal income taxes), etc. The value of fuel, food, or other farm products used for household living is not included as part of net income. Inventory changes are considered in determining net income only when they are accounted for in replies based on income tax returns or other official records which reflect inventory changes.

Final Weight. Used in tabulating monthly labor force items. This weight should not be used when tabulating March supplement data.

Food Stamps. The Food Stamp Act of 1977 was enacted for the purpose of increasing the food purchasing power of eligible households through the use of coupons to purchase food. The Food and Nutrition Service of the U.S. Department of Agriculture (USDA) administers the Food Stamp Program through State and local welfare offices. The Food Stamp Program is the major national income support program which provides benefits to all low-income and low-resource households regardless of household characteristics (e.g., sex, age, disability, etc.). The questions on participation in the Food Stamp Program in the March 1985 CPS were designed to identify households in which one or more of the current members received food stamps during 1984. Once a food stamp household was identified, a question was asked to determine the number of current household members covered by food stamps during 1984. Questions were also asked about the number of months food stamps were received during 1984 and the total face value of all food stamps received during that period.

Full-Time Worker. Persons on full-time schedules include persons working 35 hours or more, persons who worked 1-34 hours for noneconomic reasons (e.g., illness) and usually work full-time, and persons "with a job but not at work" who usually work full-time.

Group Health Insurance Coverage. Civilian persons 15 years old and over who worked in 1984 and who participated in group health insurance plans provided by the employer or union were asked whether part or all of the health insurance premiums were paid for by the union or employer and the extent of persons covered.

Additional questions were asked to determine if sample persons were covered by any other type of health insurance plan. These items are intended to measure retirees covered by continuing employer provided coverage and persons who purchased coverage on their own.

Group Quarters. Group quarters are noninstitutional living arrangements for groups not living in conventional housing units or groups living in housing units containing nine or more persons unrelated to the person in charge.

Head Versus Householder. Beginning with the March 1980 CPS, the Bureau of the Census discontinued the use of the terms "head of household" and "head of family." Instead, the terms "householder" and "family householder" are used.

Highest Grade of School Attended. (See Years of School Completed.)

Hours of Work. Hours of work statistics relate to the actual number of hours worked during the survey week. For example, a person who normally works 40 hours a week but who is off on the Veterans Day holiday is reported as working 32 hours even though he is paid for the holiday.

For persons working in more than one job, the figures related to the number of hours worked in all jobs during the week. However, all the hours are credited to the major job.

Household. A household consists of all the persons who occupy a house, an apartment, or other group of rooms, or a room, which constitutes a housing unit.

A group of rooms or a single room is regarded as a housing unit when it is occupied as separate living quarters; that is, when the occupants do not live and eat with any other person in the structure, and when there is direct access from the outside or through a common hall. The count of households excludes persons living in group quarters, such as rooming houses, military barracks, and institutions. Inmates of institutions (mental hospitals, rest homes, correctional institutions, etc.) are not included in the survey.

Household Weight. Household weight is the March Supplement weight of the householder.

Householder. The householder refers to the person (or one of the persons) in whose name the housing unit is owned or rented (maintained) or, if there is no such person, any adult member, excluding roomers, boarders, or paid employees. If the house is owned or rented jointly by a married couple, the householder may be either the husband or the wife. The person designated as the householder is the "reference person" to whom the relationship of all other household members, if any, is recorded.

Householder With No Other Relatives in Household. A householder who has no relatives living in the household. This is the entry for a person living alone. Another example is the designated householder of an apartment shared by two or more unrelated individuals.

Householder With Other Relatives (Including Spouse) in Household. The person designated as householder if he/she has one or more relatives (including spouse) living in the household.

Husband in Armed Forces. When a woman is reported as married but her husband is not enumerated as a member of the same household, an additional question is asked to determine whether her husband is in the Armed Forces. This additional probe is unique to the March CPS only. Women who are reported as separated are not asked the additional question.

Income. For each person in the sample who is 15 years old and over, questions are asked on the amount of money income received in the preceding calendar year from each of the following sources: (1) money wages or salary; (2) net income from nonfarm self-employment; (3) net income from farm self-employment; (4) Social Security or railroad retirement; (5) Supplemental Security income; (6) public assistance or welfare payments; (7) interest (on savings or bonds); (8) dividends, income from estates or trusts, or net rental income; (9) veterans' payment or unemployment and workmen's compensation; (10) private pensions or government employee pensions; (11) alimony or child support, regular contributions from persons not living in the household, and other periodic income.

Although income statistics refer to receipts during the preceding year, the characteristics of the person such as age, labor force status, etc., and the composition of households refer to the time of the survey. The income of the household does not include amounts received by persons who are members of the household during all or part of the income year if these persons no longer resided with the household at the time of enumeration. On the other hand, household income includes amounts reported by persons who did not reside with the household during the income year but who were members of the household at the time of enumeration.

Data on consumer income collected in the CPS by the Bureau of the Census cover money income received (exclusive of certain money receipts such as capital gains) before payments for personal income taxes, Social Security, union dues, Medicare deductions, etc. Also, money income does not reflect the fact that some households receive part of their income in the form of nonmoney transfers such as food stamps, health benefits, subsidized housing, and energy assistance; that many farm households receive nonmoney income in the form of rent free housing and goods produced and consumed on the farm; or that nonmoney income is received by some nonfarm residents that often takes the form of the use of business transportation and facilities, or full or partial contributions for retirement programs, medical and educational expenses, etc. These elements should be considered when comparing income levels. Moreover, readers should be aware that for many different reasons there is a tendency in household surveys for respondents to under report their income. From an analysis of independently derived income estimates, it has been determined that wages and salaries tend to be much better reported than such income types as public assistance, Social Security, and net income from interest, dividends, rents, etc.

Income Sources - Wages and Salary. Money wages or salary is defined as total money earnings received for work performed as an employee during the income year. It includes wages, salary, Armed Forces pay, commissions, tips, piece-rate payments, and cash bonuses earned, before deductions are made for taxes, bonds, pensions, union dues, etc. Earnings for self-employed incorporated businesses are considered wage and salary.

Income Sources - Nonfarm Self-Employment. Net income from nonfarm self-employment is net money income (gross receipts minus expenses) from one's own business, professional enterprise, or partnership. Gross receipts include the value of all goods sold and services rendered. Expenses include costs of goods purchased, rent, heat, light, power, depreciation charges, wages and salaries paid, business taxes (not personal income taxes), etc. In general, inventory changes are considered in determining net income since replies based on income tax returns or other official records do reflect inventory changes. However, when values of inventory changes are not reported, net income figures exclusive of inventory changes are accepted. The value of saleable merchandise consumed by the proprietors of retail stores is not included as part of net income.

Income Sources - Farm Self-Employment. Net income from farm self-employment is net money income (gross receipts minus operating expenses) from the operation of a farm by a person on his own account, as an owner, as a renter, or as a sharecropper. Gross receipts include the value of all products sold, government crop loans, money received from the rental of farm equipment to others, and incidental receipts from the sale of wood, sand, gravel, etc.

Operating expenses include cost of feed, fertilizer, seed, and other farming supplies, cash wages paid to farm hands, depreciation charges, cash rent, interest on farm mortgages, farm building repairs, farm taxes (not State and Federal income taxes), etc. The value of fuel, food, or other farm products used for family living is not included as part of net income. In general, inventory changes are considered in determining net income only when they are accounted for in replies based on income tax returns or other official records which reflect inventory changes; otherwise, inventory changes are not taken into account.



Income Sources - Social Security. Social Security includes Social Security pensions and survivors' benefits, and permanent disability insurance payments made by the Social Security Administration prior to deductions for medical insurance and railroad retirement insurance checks from the U.S. Government. "Medicare" reimbursements are not included.

Income Sources - Supplemental Security Income. Supplemental Security Income includes payments made by Federal, State, and local welfare agencies to low income persons who are (1) aged (65 years old and over), (2) blind, or (3) disabled.

Income Sources - Public Assistance. Public assistance or welfare payments include public assistance payments such as aid to families with dependent children and general assistance.

Income Sources - Interest and Dividends. Interest, dividends, income from estates or trusts, net rental income or royalties include dividends from stockholdings or membership in associations, interest on savings or bonds, periodic receipts from estates or trust funds, net income from rental of a house, store, or other property to others, receipts from boarders or lodgers, and net royalties.

Income Sources - Unemployment Compensation, Worker's Compensation, and Veterans' Payments. Unemployment compensation, veterans' payments, or worker's compensation includes: (1) unemployment compensation received from government unemployment insurance agencies or private companies during periods of unemployment and any strike benefits received from union funds; (2) money paid periodically by the Veterans Administration to disabled members of the Armed Forces or to survivors of deceased veterans, subsistence allowances paid to veterans for education and on-the-job training, as well as so-called "refunds" paid to ex-servicemen as GI insurance premiums; and (3) worker's compensation received periodically from public or private insurance companies for injuries incurred at work. The cost of this insurance must have been paid by the employer and not by the person.

Income Sources - Private and Government Pensions and Annuities. Many employers and unions have established pension programs for their employees so that upon retirement the employee will receive regular income to replace his/her earnings. Many of these programs also provide income to the employee if he/she becomes severely disabled, or to his/her survivors if the employee dies. Other types of retirement income include annuities and paid up life insurance policies. Some people purchase annuities which yield a set amount over a certain number of years. Other people may convert their paid up life insurance policy into an annuity after they retire.

Income Sources - Alimony and Child Support. Alimony is money received periodically from a former spouse following a divorce or separation. Child support is money received from a former spouse for the support of their children following a divorce or legal separation. Money received from relatives or friends other than the former husband or wife is not considered as child support.

Receipts Not Counted As Income. Receipts from the following sources are not included as income: (1) Money received from the sale of property, such as stocks, bonds, a house, or a car (unless the person is engaged in the business

of selling such property, in which case the net proceeds is counted as income from self-employment); (2) withdrawals of bank deposits; (3) money borrowed; (4) tax refunds; (5) gifts; and (6) lump-sum inheritances of insurance payments.

Industry, Occupation, and Class of Worker (I&O) - Current Job (basic data). For the employed, current job is the job held in the reference week (the week before the survey). Persons with two or more jobs are classified in the job at which they worked the most hours during the reference week. The unemployed are classified according to their latest full-time job lasting two or more weeks or by the job (either full-time or part-time). The I & O questions are also asked of persons not in the labor force who are in the fourth and eighth months in sample and who have worked in the last five years. The occupation/industry classification system for the 1980 Census of Population was used to code March CPS data beginning with the March 1983 file.

Industry, Occupation, and Class of Worker-Longest Job (supplement data). Longest job applies to the job held longest during the preceding year for persons who worked that year, without regard to their current employment status.

Subject	Character Position		
		Current or Most Recent Full-Time Job	Longest Job Last Year (Work Experience)
Industry	3 digit detailed	P 49-51	P 151-153
	2-digit detailed	P 52-53	P 322-323
	(Recode)		
Occupation	Major Group Recode	N/A	P 316-317
	3-digit detailed	P 56-58	P 154-156
	2-digit detailed	P 54-55	P 318-319
	(Recode)		
Class of Worker	Major Group Recode	N/A	P 320-321
		P 59	P 314

Job Seekers. All unemployed persons who made specific efforts to find a job sometime during the 4-week period preceding the survey week.

Keeping House. Persons are classified as keeping house if they engage in own housework. This is one of the "not in labor force" classifications--employment status recode (ESR) = 4.

Labor Force. Persons are classified as in the labor force if they are employed, unemployed, or in the Armed Forces during the survey week. The "civilian labor force" includes all civilians classified as employed or unemployed. The file includes labor force data for civilians age 14 and over. However, the official definition of the civilian labor force is age 16 and over.

1. Employed. Employed persons comprise (1) all civilians who, during the survey week, do any work at all as paid employees or in their own business or profession, or on their own farm, or who work 15 hours or more as unpaid workers on a farm in a business operated by a member of the family; and (2) all those who have jobs but who are not working because of illness, bad weather, vacation, or labor-management dispute,

or because they are taking time off for personal reasons, whether or not they are seeking other jobs. These persons would have an Employment Status Recode (ESR) of 1 or 2 respectively in character 12 of the person record which designates "at work" and "with a job, but not at work." Each employed person is counted only once. Those persons who held more than one job are counted in the job at which they worked the greatest number of hours during the survey week. If they worked an equal number of hours at more than one job, they are counted at the job they held the longest.

2. Unemployed. Unemployed persons are those civilians who, during the survey week, have no employment but are available for work, and (1) have engaged in any specific job seeking activity within the past 4 weeks such as registering at a public or private employment office, meeting with prospective employers, checking with friends or relatives, placing or answering advertisements, writing letters of application, or being on a union or professional register; (2) are waiting to be called back to a job from which they had been laid off; or (3) are waiting to report to a new wage or salary job within 30 days. These persons would have an ESR code of 3 in character 12 of the person record. The unemployed includes job leavers, job losers, new job entrants, and job reentrants.
  - a. Job Leavers. Persons who quit or otherwise terminate their employment voluntarily and immediately begin looking for work.
  - b. Job Losers. Persons whose employment ends involuntarily, who immediately begin looking for work, and those persons who are already on layoff.
  - c. New Job Entrants. Persons who never worked at a full-time job lasting two weeks or longer.
  - d. Job Reentrants. Persons who previously worked at a full-time job lasting two weeks or longer but are out of the labor force prior to beginning to look for work.
3. Not in Labor Force. All civilians 14 years old and over who are not classified as employed or unemployed. These persons are further classified as major activity: keeping house, going to school, unable to work because of long-term physical or mental illness, and other. The "other" group includes, for the most part, retired persons. Persons who report doing unpaid work in a family farm or business for less than 15 hours are also classified as not in the labor force. For persons not in the labor force, data on previous work experience, intentions to seek work again, desire for a job at the time of interview, and reasons for not looking for work are asked only in those households that are in the fourth and eighth months of the sample, i.e., the "outgoing" groups, those which had been in the sample for three previous months and would not be in for the subsequent month.

These items are asked in question 24; see the questionnaire facsimile. Such persons have an ESR code of 4-7 in character 12 of the person record.

Finally, it should be noted that the unemployment rate represents the number of persons unemployed as a percent of the civilian labor force 16

years old and over. This measure can also be computed for groups within the labor force classified by sex, age, marital status, race, etc. The job loser, job leaver, reentrant, and new entrant rates are each calculated as a percent of the civilian labor force 16 years old and over; the sum of the rates for the four groups thus equals the total unemployment rate.

Layoff. A person who is unemployed but expects to be called back to a specific job. If he/she expects to be called back within 30 days, it is considered a temporary layoff; otherwise, it is an indefinite layoff.

Looking for Work. A person who is trying to get work or trying to establish a business or profession.

March Supplement Weight. The March supplement weight is on all person records and is used to produce "supplement" estimates; that is, income, work experience, migration, and family characteristic estimates.

Marital Status. The marital status classification identifies four major categories: single (never married), married, widowed, and divorced. These terms refer to the marital status at the time of enumeration.

The category "married" is further divided into "married, civilian spouse present," "married, Armed Force spouse present," "married, spouse absent," "married, Armed Force spouse absent," and "separated." A person is classified as "married, spouse present" if the husband or wife is reported as a member of the household even though he or she may be temporarily absent on business or on vacation, visiting, in a hospital, etc., at the time of the enumeration. Persons reported as "separated" included those with legal separations, those living apart with intentions of obtaining a divorce, and other persons permanently or temporarily estranged from their spouses because of marital discord.

For the purpose of this file, the group "other marital status" includes "widowed and divorced," "separated," and "other married, spouse absent."

Medicare. The Medicare Program is designed to provide medical care for the aged and disabled. The Basic Hospital Insurance Plan (Part A) is designed to provide basic protection against hospital costs and related post-hospital services. This plan also covers many persons under 65 years old who receive Social Security or railroad retirement benefits based on long-term disability. Part A is financed jointly by employers and employees through Social Security payroll deductions. Qualified persons 65 years old and over who are not otherwise eligible for Part A benefits may pay premiums directly to obtain this coverage. The Medical Insurance Plan (Part B) is a voluntary plan which builds upon the hospital insurance protection provided by the basic plan. It provides insurance protection covering physicians' and surgeons' services and a variety of medical and other health services received either in hospitals or on an ambulatory basis. It is financed through monthly premium payments by each enrollee, and subsidized by Federal general revenue funds.

The Medicare question on the March 1985 CPS attempted to identify all persons 15 years old and over who were "covered" by Medicare at any time during 1984. The term "covered" means enrolled in the Medicare Program. In order to be counted, the person did not necessarily have to receive medical care paid for by Medicare.

Nonmovers are all persons who are living in the same house at the end of the period as at the beginning of the period. Movers are all persons who are living in a different house at the end of the period than at the beginning of the period. Movers from abroad include all persons, either citizens or aliens, whose place of residence is outside the United States at the beginning of the period, that is, in an outlying area under the jurisdiction of the United States or in a foreign country.

Month-In-Sample. The term is defined as the number of times a unit is interviewed. Each unit is interviewed eight times during the life of the sample.

Never Worked. A person who has never held a full-time civilian job lasting two consecutive weeks or more.

Nonfamily Householder. A nonfamily householder (formerly called a primary individual) is a person maintaining a household while living alone or with nonrelatives only.

Nonfarm Self-employment Net Income. The term is defined as net money income (gross receipts minus expenses) from an individual's own business, professional enterprise, or partnership. Gross receipts include the value of all goods sold and services rendered. Expenses include costs of goods purchased, rent, heat, light, power, depreciation charges, wages and salaries paid, business taxes (not personal income taxes), etc. In general, inventory changes are considered in determining net income; replies based on income tax returns or other official records do reflect inventory changes; however, when values of inventory changes are not reported, net income figures exclusive of inventory changes are accepted. The value of saleable merchandise consumed by the proprietors of retail stores is not included as part of net income.

Nonworker. A person who does not do any work in the calendar year preceding the survey.

Nonrelative of Householder With No Own Relatives in Household. A nonrelative of the householder who has no relative(s) of his own in the household. This category includes such nonrelatives as a foster child, a ward, a lodger, a servant, or a hired hand, who has no relatives of his own living with him in the household.

Nonrelative of Householder With Own Relatives (Including Spouse) in Household. Any household member who is not related to the householder but has relatives of his own in the household; for example, a lodger, his spouse, and their son.

Other Relative of Householder. Any relative of the householder other than his spouse or child; for example, father, mother, grandson, daughter-in-law, etc.

Own Child. A child related by birth, marriage, or adoption to the family householder.

Part-Time, Economic Reasons. The item includes slack work, material shortages, repairs to plant or equipment, start or termination of job during the week, and inability to find full-time work. (See also Full-Time Worker.)

Part-Time Other Reasons. The item includes labor dispute, bad weather, own illness, vacation, demands of home housework, school, no desire for full-time work, and full-time worker only during peak season.

Medicaid. The Medicaid Program is designed to provide medical assistance to needy families with dependent children, and to aged, blind, or permanently and totally disabled individuals whose incomes and resources are insufficient to meet the costs of necessary medical services. The program is administered by State agencies through grants from the Health Care Financing Administration of the Department of Health and Human Services. Funding for medical assistance payments consists of a combination of Federal, State, and in some cases, local funds.

Medicaid is a categorical program with complex eligibility rules which vary from State to State. There are two basic groups of eligible individuals: the categorically eligible and the medically needy. The major categorically eligible groups are all Aid to families with Dependent Children (AFDC) recipients and most Supplemental Security Income (SSI) recipients. Other categorically eligible groups are (1) those who meet basic State cash assistance eligibility rules--aged, blind, disabled, needy single parents with children, and, in some States, needy unemployed parents with children, but who are not currently receiving money payments; and (2) needy persons who meet categorical eligibility standards but are institutionalized for medical reasons (e.g., low-income elderly persons in nursing homes). However, such institutionalized persons are not included in the CPS universe and, therefore, are not reflected in these statistics.

In roughly one-half of the States, coverage is extended to the medically needy--persons meeting categorical age, sex, or disability criteria, whose money incomes and assets exceed eligibility levels for cash assistance but are not sufficient to meet the cost of medical care. In such States, qualifying income and asset levels are usually above those set for cash assistance. Families with large medical expenses relative to their incomes and assets may also meet medically needy eligibility standards in these States.

The Medicaid question on the March 1985 CPS attempted to identify all persons who were "covered" by Medicaid at any time during 1984. The term "covered" means enrolled in the Medicaid program, i.e., had a Medicaid medical assistance card, or incurred medical bills which were paid for by Medicaid. In order to be counted, the person did not have to receive medical care paid for by Medicaid.

After data collection and creation of an initial microdata file, further refinements were made to assign Medicaid coverage to children. In this procedure all children under 21 years old in families were assumed to be covered by Medicaid if either the householder or spouse reported being covered by Medicaid (this procedure was required mainly because the Medicaid coverage question was asked only for persons 15 years old and over). All adult AFDC recipients and their children, and SSI recipients living in States which legally require Medicaid coverage of all SSI recipients, were also assigned coverage.

Mobility Status. The population of the United States, 15 years old and over, is classified according to mobility status on the basis of a comparison between the place of residence of each individual at the time of the March 1985 CPS and the place of residence in March 1980.

The information on mobility status is obtained from the responses to a series of inquiries. The first of three inquiries is: "Was...living in this house 5 years ago...?" If the answer was "No," the enumerator asked, "Where did...live on March 1, 1980?" In classification, three main categories distinguish nonmovers, movers, and persons abroad.

Part-Time Work. Persons who work between 1 and 34 hours are designated as working "part-time" in the current job held during the reference week. For the March supplement, a person is classified as having worked part-time during the preceding calendar year if he worked less than 35 hours per week in a majority of the weeks in which he worked during the year. Conversely, he is classified as having worked full-time if he worked 35 hours or more per week during a majority of the weeks in which he worked.

Part-Year Work. Part-year work is classified as less than 50 weeks' work.

Pension Plan. The pension plan question on the March 1985 CPS attempted to identify if pension plan coverage was available through an employer or union and if the employee was included. This information was collected for civilian persons 15 years old and over who worked during 1984.

Population Coverage. Population coverage includes the civilian population of the United States plus approximately 820,000 members of the Armed Forces in the United States living off post or with their families on post but excludes all other members of the Armed Forces. This file excludes inmates of institutions. The labor force and work experience data are not collected for Armed Forces members.

Poverty. In this file, families and unrelated individuals are classified as being above or below the poverty level using a poverty index adopted by a Federal Interagency Committee in 1969 and slightly modified in 1981.

The modified index provides a range of income cutoffs or "poverty thresholds" adjusted to take into account family size, number of children, and age of the family householder or unrelated individual; prior to 1981, adjustments were also made on the basis of farm-nonfarm residence and sex of the householder. The impact of these revisions on the poverty estimates is minimal at the national level. The poverty cutoffs are updated every year to reflect changes in the Consumer Price Index. The average poverty threshold for a family of four was \$10,609 in 1984. For a detailed explanation of the poverty definition, see Current Population Reports, Series P-60, No. 147 "Characteristics of the Population Below the Poverty Level: 1983."

Public Assistance. (See Income.)

Public or Other Subsidized Housing. Participation in public housing is determined by two factors: program eligibility and the availability of housing. Income standards for initial and continuing occupancy vary by local housing authority, although the limits are constrained by Federal guidelines. Rental charges, which, in turn, define net benefits, are set by a Federal statute not to exceed 30 percent of net monthly money income. A recipient unit can either be a family of two or more related persons or an individual who is handicapped, elderly, or displaced by urban renewal or natural disaster.

There are some programs through which housing assistance is provided to low-income families and individuals living in public or privately owned dwellings. Two of the more common types of programs in which Federal, State, and local funds are used to subsidize private sector housing are rent supplement and interest reduction plans. Under a rent supplement plan the difference between the "fair market" rent and the rent charged to the tenant is paid to the owner by a government agency. Under an interest reduction program the amount of

interest paid on the mortgage by the owner is reduced so that subsequent savings can be passed along to low income tenants in the form of lower rent charges.

There were two questions dealing with public and low cost housing on the March 1985 CPS supplement questionnaire. The first question identifies residence in a housing unit owned by a public agency. The second question identifies beneficiaries who were not living in public housing projects, but who were paying lower rent due to a government subsidy. These questions differ from other questions covering noncash benefits in that they establish current reciprocity status in March 1985 rather than reciprocity status during 1984.

Race. The population is divided into three groups on the basis of race: White, Black, and Other races. The last category includes Indians, Japanese, Chinese, and any other race except White and Black. In most of the published tables, "Other Races" are shown in total population.

Receipts Not Counted as Income. Receipts from the following sources are not included as income: (1) money received from the sale of property, such as stocks, bonds, a house, or a car (unless the person was engaged in the business of selling such property, in which case the net proceeds would be counted as income from self-employment); (2) withdrawals of bank deposits; (3) money borrowed; (4) tax refunds; (5) gifts; and (6) lump-sum inheritances or insurance payments.

Reentrants. Persons who previously worked at a full-time job lasting two weeks or longer but who are out of the labor force prior to beginning to look for work.

Related Children. Related children in a family include own children and all other children in the household who are related to the householder by birth, marriage, or adoption. For each type of family unit identified in the CPS, the count of own children under 18 years old is limited to single (never married) children; however, "own children under 25" and "own children of any age," include all children regardless of marital status. The totals include never-married children living away from home in college dormitories.

Related Subfamily. A related subfamily is a married couple with or without children, or one parent with one or more own single (never married) children under 18 years old, living in a household and related to, but not including, the householder or spouse. The most common example of a related subfamily is a young married couple sharing the home of the husband's or wife's parents. The number of related subfamilies is not included in the number of families.

School. A person who spent most of his time during the survey week attending any kind of public or private school, including trade or vocational schools in which students receive no compensation in money or kind.

School Lunches. The National School Lunch Program is designed to assist States in providing a school lunch for all children at moderate cost. The National School Lunch Act of 1946 was further amended in 1970 to provide free and reduced-price school lunches for children of needy families. The program is administered by the Food and Nutrition Service of the U.S. Department of Agriculture (USDA) through State educational agencies or through regional USDA nutrition services for nonprofit private schools. The program is funded by a combination of Federal funds and matching State funds.



All students eating lunches prepared at participating schools pay less than the total cost of the lunches. Some students pay the "full established" price for lunch (which itself is subsidized) while others pay a "reduced" price for lunch, and still others receive a "free" lunch. Program regulations require students receiving free lunches to live in households with incomes below 125 percent of the official poverty level. Those students receiving a reduced-price school lunch (10 to 20 cents per meal) live in households with incomes between 125 percent and 195 percent of the official poverty level. The data in this file, however, do not distinguish between reciprocity of free and reduced-price school lunches.

The questions on the March 1985 CPS provide a very limited amount of data for the school lunch program. Questions concerning the school lunch program were designed to identify the number of members 5 to 18 years old in households who "usually" ate a hot lunch. This defined the universe of household members usually receiving this noncash benefit. This was followed by a question to identify the number of members receiving free or reduced price lunches.

Secondary Individual. A secondary individual is a person in a household or group quarters such as a guest, roomer, boarder, or resident employee (excluding nonfamily households and inmates of institutions) who is not related to any other person in the household or group quarters.

Self-Employed. Self-employed persons are those who work for profit or fees in their own business, profession or trade, or operate a farm.

Spanish Origin. Persons of Spanish origin in this file are determined on the basis of a question that asked for self-identification of the person's origin or descent. Respondents are asked to select their origin (or the origin of some other household member) from a "flash card" listing ethnic origins. Persons of Spanish origin, in particular, are those who indicated that their origin was Mexican-American, Chicano, Mexican, Mexicano, Puerto Rican, Cuban, Central or South American, or other Spanish.

Stretches of Unemployment. A continuous stretch is one that is not interrupted by the person getting a job or leaving the labor market to go to school, to keep house, etc. A period of two weeks or more during which a person is employed or ceased looking for work is considered to break the continuity of the period of seeking work.

Total Money Income. The term is defined as the arithmetic sum of money wages and salaries, net income from self-employment, and income other than earnings. The total income of a household is the arithmetic sum of the amounts received by all income recipients in the household.

Unable to Work. A person is classified as unable to work because of long-term physical or mental illness, lasting six months or longer.

Unemployed. (See Labor Force.)

Unemployment Compensation. (See Income.)

Unpaid Family Workers. Unpaid family workers are persons working without pay for 15 hours a week or more on a farm or in a business operated by a member of the household to whom they are related by birth or marriage.

Unrelated Individuals. Unrelated individuals are persons of any age (other than inmates of institutions) who are not living with any relatives. An unrelated individual may be (1) a nonfamily householder living alone or with nonrelatives only, (2) a roomer, boarder, or resident employee with no relatives in the household, or (3) a group quarters member who has no relatives living with him/her. Thus, a widow who occupies her house alone or with one or more other persons not related to her, a roomer not related to anyone else in the housing unit, a maid living as a member of her employer's household but with no relatives in the household, and a resident staff member in a hospital living apart from any relatives are all examples of unrelated individuals.

Unrelated Subfamily. An unrelated subfamily is a family that does not include among its members the householder and relatives of the householder. Members of unrelated subfamilies may include persons such as guests, roomers, boarders, or resident employees and their relatives living in a household. The number of unrelated subfamily members is included in the number of household members but is not included in the count of family members.

Persons living with relatives in group quarters were formerly considered as members of families. However, the number of such unrelated subfamilies became so small (37,000 in 1967) that beginning with the data for 1968 (and beginning with the census data for 1960) the Bureau of the Census includes persons in these unrelated subfamilies in the count of secondary individuals.

Veteran Status. If a male served at any time during the four major wars of this century, the code for the most recent wartime service is entered. The following codes are used:

- 0 Females, children under 15
- 1 Vietnam era
- 2 Korean
- 3 WWI
- 4 WWII
- 5 Other Service
- 6 Nonveteran

Wage and Salary Workers. Wage and salary workers receive wages, salary, commission, tips, or pay in kind from a private employer or from a governmental unit. Also included are persons who are self-employed in an incorporated business. (See income.)

Weeks Worked in the Income Year. Persons are classified according to the number of different weeks, during the preceding calendar year, in which they did any civilian work for pay or profit (including paid vacations and sick leave) or worked without pay on a family-operated farm or business.


Workers. (See Labor Force--Employed.)

Work Experience. Includes those persons who during the preceding calendar year did any work for pay or profit or worked without pay on a family-operated farm or business at any time during the year, on a part-time or full-time basis.

Year-Round Full-Time Worker. A year-round full-time worker is one who usually worked 35 hours or more per week for 50 weeks or more during the preceding calendar year.

Years of School Completed. Data on years of school completed are derived from the combination of answers to questions concerning the highest grade of school attended by the person and whether or not that grade is finished. Educational attainment applies only to progress in "regular" school. Such schools include graded public, private, and parochial elementary and high schools (both junior and senior high), colleges, universities, and professional schools, whether day schools or night schools. Thus, regular schooling is that which may advance a person toward an elementary school certificate or high school diploma, or a college, university, or professional school degree. Schooling in other than regular schools is counted only if the credits obtained are regarded as transferable to a school in the regular school system.

FACSIMILE OF BASIC QUESTIONNAIRE

<p><b>INTERVIEWER CHECK ITEM</b></p> <p>Only CPS-1 for household ..... <input type="checkbox"/></p> <p>First CPS-1 of continuation h'hold... <input type="checkbox"/></p> <p>Second CPS-1 of continuation h'hold... <input type="checkbox"/></p> <p>Third, fourth, and 5th CPS-1..... <input type="checkbox"/></p>	<p>FORM CPS-1</p> <p style="text-align: center;"></p> <p style="text-align: center;">U.S. DEPARTMENT OF COMMERCE Bureau of the Census</p> <p style="text-align: center;"><b>CURRENT POPULATION SURVEY</b></p> <p>Form Approved - G.A.S. No. 0607-0049</p> <p style="text-align: right;">Feats: 26.1:1</p>	<p><b>CONTROL NUMBER</b></p> <p style="text-align: center;">PSU      SEGMENT      SERIAL</p>
<p>LINE NO. OF H'HOLD RESP. _____</p> <p>NON H'HOLD RESPONDENT ..... <input type="checkbox"/> <i>(Specify and Send Intercomm)</i></p>	<h1>CURRENT POPULATION SURVEY</h1>	
<p><b>INTERVIEW</b></p> <p>ANY ENTRY OTHER THAN NEVER WORKED IN ITEMS 23A-E in this CPS-1 ..... Yes <input type="checkbox"/> No <input type="checkbox"/></p> <p><b>NONINTERVIEW</b></p> <p>TYPE A ..... <input type="checkbox"/></p> <p>TYPE B</p> <p>HOUSEHOLD ENTIRELY OCCUPIED BY ARMED FORCES MEMBERS ..... Yes <input type="checkbox"/> No <input type="checkbox"/></p> <p>TYPE C ..... <input type="checkbox"/></p> <p><i>(SEND INTER COMM)</i></p>		
<p><b>TELEPHONE HOLD</b> <i>(Mark this box for office "telephone hold" cases only)</i></p> <div style="border: 1px solid black; width: 60px; height: 30px; margin: 10px auto;"></div>		
<p><b>INTERVIEWER CHECK ITEM</b></p> <p>CPS-005 being held for followup <input type="checkbox"/></p>		

MARCH 1983

Page 1

CHILDREN'S (0-13 years old) TRANSCRIPTION ITEMS  
(If more than 4 children in household, use continuation CP-1 document.)

FIRST CHILD					
18A. LINE NO.	18B. RELATIONSHIP TO REFERENCE PERSON (Control Card Item 14b)	18C. PARENT'S LINE NUMBER	18D. AGE	18E. SEX Male <input type="checkbox"/> Female <input type="checkbox"/>	18F. ORIGIN
0	Own Child	0	0	0	0
1	Brother/Sister	1	1	1	1
2	Other relative of Reference Person	2	2	2	2
3	Non-rel. of Reference Person—WITH OWN RELS. in household	3	3	3	3
4	Non-rel. of Reference Person—NO OWN RELS. in household	4	4	4	4
5		5	5	5	5
6		6	6	6	6
7		7	7	7	7
8		8	8	8	8
9		9	9	9	9
		None			

SECOND CHILD					
18A. LINE NO.	18B. RELATIONSHIP TO REFERENCE PERSON (Control Card Item 14b)	18C. PARENT'S LINE NUMBER	18D. AGE	18E. SEX Male <input type="checkbox"/> Female <input type="checkbox"/>	18F. ORIGIN
0	Own Child	0	0	0	0
1	Brother/Sister	1	1	1	1
2	Other relative of Reference Person	2	2	2	2
3	Non-rel. of Reference Person—WITH OWN RELS. in household	3	3	3	3
4	Non-rel. of Reference Person—NO OWN RELS. in household	4	4	4	4
5		5	5	5	5
6		6	6	6	6
7		7	7	7	7
8		8	8	8	8
9		9	9	9	9
		None			

THIRD CHILD					
18A. LINE NO.	18B. RELATIONSHIP TO REFERENCE PERSON (Control Card Item 14b)	18C. PARENT'S LINE NUMBER	18D. AGE	18E. SEX Male <input type="checkbox"/> Female <input type="checkbox"/>	18F. ORIGIN
0	Own Child	0	0	0	0
1	Brother/Sister	1	1	1	1
2	Other relative of Reference Person	2	2	2	2
3	Non-rel. of Reference Person—WITH OWN RELS. in household	3	3	3	3
4	Non-rel. of Reference Person—NO OWN RELS. in household	4	4	4	4
5		5	5	5	5
6		6	6	6	6
7		7	7	7	7
8		8	8	8	8
9		9	9	9	9
		None			

FOURTH CHILD					
18A. LINE NO.	18B. RELATIONSHIP TO REFERENCE PERSON (Control Card Item 14b)	18C. PARENT'S LINE NUMBER	18D. AGE	18E. SEX Male <input type="checkbox"/> Female <input type="checkbox"/>	18F. ORIGIN
0	Own Child	0	0	0	0
1	Brother/Sister	1	1	1	1
2	Other relative of Reference Person	2	2	2	2
3	Non-rel. of Reference Person—WITH OWN RELS. in household	3	3	3	3
4	Non-rel. of Reference Person—NO OWN RELS. in household	4	4	4	4
5		5	5	5	5
6		6	6	6	6
7		7	7	7	7
8		8	8	8	8
9		9	9	9	9
		None			

(This month only, fill AF transcription for type B - Oct. by AF in addition to AF in interview household.)  
ARMED FORCES MEMBERS TRANSCRIPTION ITEMS  
(If more than 2 AF persons in household, use continuation CP-1 document.)

FIRST ARMED FORCES MEMBER				
18A. LINE NO.	18B. RELATIONSHIP TO REFERENCE PERSON	18C. PARENT'S LINE NUMBER	18D. AGE	18E. MARITAL STATUS
0	Reference Person WITH other relatives in household	0	0	Married—civilian spouse present <input type="checkbox"/>
1	Reference Person with NO other relatives in household	1	1	Married—Armed Forces spouse present <input type="checkbox"/>
2	Husband	2	2	Married—spouse absent in Armed Forces <input type="checkbox"/>
3	Wife	3	3	Married—spouse absent other reasons (Exclude separated) <input type="checkbox"/>
4	Own child	4	4	Widowed <input type="checkbox"/>
5	Parent	5	5	Divorced <input type="checkbox"/>
6	Brother/Sister	6	6	Separated <input type="checkbox"/>
7	Other rel. of Ref. Person	7	7	Never married <input type="checkbox"/>
8	Non-rel. of Ref. Person WITH OWN relatives in household	8	8	
9	Non-rel. of Ref. Person with NO OWN relatives in household	9	9	

18F. SPOUSE'S LINE NO.	18G. SEX Male <input type="checkbox"/> Female <input type="checkbox"/>	18H. HIGHEST GRADE ATTENDED	18I. GRADE COMPLETED	18J. RACE	18K. ORIGIN
0			Yes <input type="checkbox"/>	1. White <input type="checkbox"/>	0
1		E H C	No <input type="checkbox"/>	2. Black <input type="checkbox"/>	1
2		I I I		3. Amer. Indian, Alaut, Eskimo <input type="checkbox"/>	2
3		2 2 2		4. Asian or Pacific Isl. <input type="checkbox"/>	3
4		3 3 3		5. Other <input type="checkbox"/>	4
5		4 4 4			5
6		5 5 5			6
7		6 6 6			7
8		7 7 7			8
9		8 8 8			9
		None			

SECOND ARMED FORCES MEMBER				
18A. LINE NO.	18B. RELATIONSHIP TO REFERENCE PERSON	18C. PARENT'S LINE NUMBER	18D. AGE	18E. MARITAL STATUS
0	Reference Person WITH other relatives in household	0	0	Married—civilian spouse present <input type="checkbox"/>
1	Reference Person with NO other relatives in household	1	1	Married—Armed Forces spouse present <input type="checkbox"/>
2	Husband	2	2	Married—spouse absent in Armed Forces <input type="checkbox"/>
3	Wife	3	3	Married—spouse absent other reasons (Exclude separated) <input type="checkbox"/>
4	Own child	4	4	Widowed <input type="checkbox"/>
5	Parent	5	5	Divorced <input type="checkbox"/>
6	Brother/Sister	6	6	Separated <input type="checkbox"/>
7	Other rel. of Ref. Person	7	7	Never married <input type="checkbox"/>
8	Non-rel. of Ref. Person WITH OWN relatives in household	8	8	
9	Non-rel. of Ref. Person with NO OWN relatives in household	9	9	

18F. SPOUSE'S LINE NO.	18G. SEX Male <input type="checkbox"/> Female <input type="checkbox"/>	18H. HIGHEST GRADE ATTENDED	18I. GRADE COMPLETED	18J. RACE	18K. ORIGIN
0			Yes <input type="checkbox"/>	1. White <input type="checkbox"/>	0
1		E H C	No <input type="checkbox"/>	2. Black <input type="checkbox"/>	1
2		I I I		3. Amer. Indian, Alaut, Eskimo <input type="checkbox"/>	2
3		2 2 2		4. Asian or Pacific Isl. <input type="checkbox"/>	3
4		3 3 3		5. Other <input type="checkbox"/>	4
5		4 4 4			5
6		5 5 5			6
7		6 6 6			7
8		7 7 7			8
9		8 8 8			9
		None			

MARCH 1985 U.S. Department of Commerce BUREAU OF THE CENSUS <b>CURRENT POPULATION SURVEY</b> FORM CPS-1		<b>1. INTERVIEWER CHECK ITEM</b> Only CPS-1 for household <input type="checkbox"/> (7/10 of applicable items on this page) First CPS-1 of continuation H/Hld. <input type="checkbox"/> Second CPS-1 of continuation H/Hld. <input type="checkbox"/> (Transcribe from 16-17 first time CPS-1) Third, fourth, etc. CPS-1 <input type="checkbox"/>		<b>1A. COLOR CONTROL CARD</b> Yellow C.C. (70 materials) <input type="checkbox"/> White C.C. (80 materials) <input type="checkbox"/>		<b>2. SAMPLE CONTROL CARD</b> A B C D E <input type="checkbox"/> <input type="checkbox"/> <input type="checkbox"/> <input type="checkbox"/> <input type="checkbox"/>		<b>3. CONTROL NUMBER</b>  									
<b>10. INTERVIEWER CODE</b> A B C D E F G H J K L M <input type="checkbox"/> <input type="checkbox"/> <input type="checkbox"/> <input type="checkbox"/> <input type="checkbox"/> <input type="checkbox"/> <input type="checkbox"/> <input type="checkbox"/> <input type="checkbox"/> <input type="checkbox"/> <input type="checkbox"/> <input type="checkbox"/> <input type="checkbox"/> <input type="checkbox"/> <input type="checkbox"/> <input type="checkbox"/>		<b>4. TYPE OF LIVING QUARTERS</b> <b>HOUSING UNIT</b> <input type="checkbox"/> <b>OTHER UNIT</b> <input type="checkbox"/> House, apartment, flat <input type="checkbox"/> Quarters not in rooming or boarding house <input type="checkbox"/> HU in nontransient hotel, motel, etc. <input type="checkbox"/> Unit not permanent in transient hotel, motel, etc. <input type="checkbox"/> HU, permanent, in transient hotel, motel, etc. <input type="checkbox"/> HU in rooming house <input type="checkbox"/> Tent site or trailer site <input type="checkbox"/> HU in rooming house <input type="checkbox"/> Mobile home or trailer with no permanent room added <input type="checkbox"/> Student quarters in college dormitory <input type="checkbox"/> Mobile home or trailer with no permanent room added <input type="checkbox"/> Other nat. HU (Describe below) <input type="checkbox"/> Mobile home or trailer with one or more permanent rooms added <input type="checkbox"/> HU not specified above (Describe below) <input type="checkbox"/>		<b>5. LAND USAGE</b> Urban <input type="checkbox"/> Rural (For 5b) <input type="checkbox"/>		<b>6. FARM SALES</b> \$1000 or more <input type="checkbox"/> Less than \$1000 <input type="checkbox"/>		<b>7. SEGMENT NO.</b> 0 0 0 1 1 1 2 2 2 3 3 3 4 4 4 5 5 5 6 6 6 7 7 7 8 8 8 9 9 9		<b>8. SERIAL NO.</b> 0 C 1 C 2 C 3 C 4 C 5 C 6 C 7 C 8 C 9 C		<b>9. HOUSEHOLD NO.</b>  (Go to 16)					
<b>11. DATE COMPLETED</b> 1 2 0 1 2 3 4 5 6 7 8 9		<b>12. LINE NO. OF H/HOLD RESP.</b> 1 2 3 4 5 6 Non. H/Hld. resp. (Specify) <input type="checkbox"/> (Specify later Census Interviewed Households Only)		<b>13. TYPE INTERVIEW</b> Noninterview <input type="checkbox"/> Personal <input type="checkbox"/> Tel. - regular <input type="checkbox"/> Tel. - callback <input type="checkbox"/> ICR filed <input type="checkbox"/>		<b>MONINTERVIEW</b> <b>14. (Start reason and race)</b> <b>REASON</b> No one home <input type="checkbox"/> Temporarily absent <input type="checkbox"/> Refused <input type="checkbox"/> Other - Occ. (Describe below) <input type="checkbox"/>		<b>TYPE A</b> <b>RACE</b> White <input type="checkbox"/> Black <input type="checkbox"/> All other <input type="checkbox"/>		<b>TYPE B</b> Vacant - regular <input type="checkbox"/> (For 16) Vacant - storage of H/Hld furniture <input type="checkbox"/> Temp. occ. by persons with LIFE <input type="checkbox"/> Unit or to be demolished <input type="checkbox"/> Under construction, not ready to occupy <input type="checkbox"/> Converted in temp. business or storage <input type="checkbox"/> Occ. by Armed Forces members or persons under 14 <input type="checkbox"/> (Over 16-17) Unoccupied site (site or trailer site) <input type="checkbox"/> Period granted, construction not started <input type="checkbox"/> Other (Specify below) <input type="checkbox"/>		<b>TYPE C (See later Census)</b> Demolished <input type="checkbox"/> House or trailer moved <input type="checkbox"/> Outside segment <input type="checkbox"/> Converted to permanent business or storage <input type="checkbox"/> Merged <input type="checkbox"/> (Over 16-17) Condemned <input type="checkbox"/> Built after April 1, 1970 (Follow C.C.) <input type="checkbox"/> Built after April 1, 1980 (Follow C.C.) <input type="checkbox"/> Unused lots of listing sheet <input type="checkbox"/> Other (Describe below) <input type="checkbox"/>		<b>SEASONAL STATUS</b> 16. This unit is intended for occupancy: Year round <input type="checkbox"/> (Fill HYS, H, HU in Item 4) By migratory workers <input type="checkbox"/> (Fill Item 17 below if HU in Item 4) Seasonally <input type="checkbox"/>		17. This unit is intended for occupancy: Summers only <input type="checkbox"/> Winters only <input type="checkbox"/> Other (Describe below) <input type="checkbox"/>	
<b>TRANSCRIPTION ITEMS</b> Fill on FIRST CPS-1 of occupied household		<b>HOUSEHOLD ITEMS</b> Fill after basic later forms interview and proceed to CPS-665		<b>NOTES:</b>													
<b>27A. TENURE</b> (Transcribe from C.C. Item 9 (yellow) or Item 10 (white)) Owned or being bought <input type="checkbox"/> Rented <input type="checkbox"/> No cash rent <input type="checkbox"/>		<b>USE OF TELEPHONE</b> <b>28A. Telephone in Household</b> (Transcribe from C.C. Item 30a (yellow) OR 27a (white)) Yes <input type="checkbox"/> (28a to 28c) No <input type="checkbox"/> (Fill 28a)		<b>28A. INTERVIEWER CHECK ITEM</b> (From Control Card Item 25) Is Spanish origin (Codes 10 through 17) entered on the Control Card for any person 16+ in this household? Yes <input type="checkbox"/> (Add 28a) No <input type="checkbox"/> (Go to CPS-665)													
<b>27B. HOUSEHOLD STATUS CHANGE</b> Is this a replacement household for the first time this month? Yes <input type="checkbox"/> No <input type="checkbox"/>		<b>28B. Telephone Available</b> (Transcribe from C.C. Item 30b (yellow) OR 27b (white)) Yes <input type="checkbox"/> (PB 28c) No <input type="checkbox"/> (End telephone transcription)		<b>28B. Did (Read name of Reference Person) live at this address during the week of November 18, 1984?</b> Yes <input type="checkbox"/> (PB 28c) No <input type="checkbox"/> (Go to CPS-665)													
<b>28. TOTAL FAMILY INCOME</b> (Transcribe from C.C. Item 32 (yellow) or Item 28 (white)) A 0 E 0 I 0 M 0 B C F 0 J 0 N 0 C 0 G 0 K 0 D 0 H C L 0		<b>28C. Telephone Interview Available</b> (Transcribe from C.C. Item 30c (yellow) OR 27c (white)) Yes <input type="checkbox"/> No <input type="checkbox"/> (End telephone transcription)		<b>28C. INTERVIEWER CHECK ITEM</b> (From Control Card Item 25) Is reference person's origin code 16 through 17? Yes <input type="checkbox"/> (Go to CPS-665) No <input type="checkbox"/> (Add 28a)													
		<b>REMARKS</b> Fill items 16a-16c on pages 2, 4, 1, 6, and 11.		<b>28D. Did any of the following household members live here during the week of November 18, 1984?</b> (Read of household member names with codes 16-17 in C.C. Item 25.) Yes <input type="checkbox"/> (Go to CPS-665) No <input type="checkbox"/>													
				<b>ODDER NUMBER</b> A B C D E F G H J K L M 0 0 0 0 0 0 0 0 0 0 0 0 0 1 2 3 4 5 6 7 8 9													

**18. LINE NUMBER**

**18. What was ... doing most of LAST WEEK -**

Working house  Keeping house  Going to school or attending class  Working (Ship to 204)  With a job but not at work  Looking for work  Keeping house  Going to school  Unable to work (Ship to 24). U  Retired  Other (Specify)  OT

**20C. Does ... USUALLY work 36 hours or more a week at the job?**

Yes  What is the reason ... worked less than 36 hours LAST WEEK?

No  What is the reason ... USUALLY works less than 36 hours a week? (Mark the appropriate reason)

Stack work  Material shortage  Plans or machine repair  New job started during week  Job terminated during week  Could find only part-time work  Holiday (Legal or religious)  Labor dispute  Bad weather  Own illness  On vacation  Too busy with housework, school, personal bus., etc.  Did not want full-time work  Full-time work went under 36 hours  Other reason (Specify)

(Ship to 22 and enter job worked at last week)

**23. Did ... do any work at all LAST WEEK, not counting work around the house?** (Note: If farm or business operator in job, ask about unpaid work.)

Yes  No  (Go to 21)

**20A. How many hours did ... work LAST WEEK at all jobs?**

0 0 1 1 2 2 3 3 4 4 5 5 6 6 7 7 8 8 9 9

**20B. INTERVIEWER CHECK ITEM**

46 (Ship to 22) 7 7 8 8 9 9

1-34 (Go to 20C) 35-48 (Go to 20D)

**20D. Did ... last any time or take any time off LAST WEEK for any reason such as illness, holiday or stock work?**

Yes  How many hours did ... take off?

(Correct 20A if last time not already deducted; if 20A reduced below 35, correct 20B and 20C; otherwise, skip to 23.)

No  (Ship to 21)

**21. (If 1 in 18, skip to 21A.) Did ... have a job or business from which he/she was temporarily absent or on leave LAST WEEK?**

Yes  No  (Go to 22)

**21A. Why was ... absent from work LAST WEEK?**

Own illness  On vacation  Bad weather  Labor dispute  New job to begin within 30 days (Ship to 22B and 22C)  Temporary layoff (Under 30 days)  Inexpensive layoff (30 days or more or no did. record data) (Ship to 22C)  Other (Specify)

**21B. Is ... getting wages or salary for any of the time off LAST WEEK?**

Yes  No  Self-employed

**21C. Does ... usually work 36 hours or more a week at this job?**

Yes  No  (Ship to 23 and enter job held last week)

**22. (If LR in 19, skip to 22A.) Has ... been looking for work during the past 4 weeks?**

Yes  No  (Go to 24)

**22A. What has ... been doing in the last 4 weeks to find work? (Mark all methods used; do not read list.)**

Checked with -

pub. employ. agency  priv. employ. agency  employer directly  friends or relatives  placed or answered ads.  No work (Ship to 24).  Other (Specify in notes, e.g., TPA, union or prof. register, etc.)

**22B. Why did ... start looking for work? Was it because ... lost or quit a job at that time (house) or was there some other reason?**

Lost job  Quit job  Left school  Wanted temporary work  Other (Specify in notes)

**22C. 1) How many weeks has ... been looking for work?**

1 1 2 2 3 3 4 4 5 5 6 6 7 7 8 8 9 9

**2) How many weeks ago did ... start looking for work?**

1 1 2 2 3 3 4 4 5 5 6 6 7 7 8 8 9 9

**3) How many weeks ago was ... laid off?**

1 1 2 2 3 3 4 4 5 5 6 6 7 7 8 8 9 9

**22D. Has ... been looking for full-time or part-time work?**

Full  Part

**22E. Is there any reason why ... could not take a job LAST WEEK?**

Yes  Already has a job  Temporary illness  Going to school  Other (Specify in notes)

**22F. When did ... last work at a full-time job or business lasting 2 consecutive weeks or more? (Month)**

One to five years ago  More than 5 years ago  Never worked  Full-time 2 wks. or more  Never worked at all  (SKIP to 23 if layoff entered in 21A, enter job, either full or part time, from which laid off. Also enter last full time job lasting 2 weeks or more, or "never worked.")

**24. INTERVIEWER CHECK ITEM** (Random number) First digit of SEGMENT number to: 0 2, 3, 4, 6, 7 or 8 (Ship to 26) 1 or 5 (Go to 24A)

**24A. When did ... last work for pay at a regular job or business, either full- or part-time?**

Within past 12 months  1 up to 2 years ago  2 up to 3 years ago  3 up to 4 years ago  4 up to 5 years ago  5 or more years ago  Never worked  (Ship to 24C)

**24B. Why did ... leave that job?**

Personal, family (incl. pregnancy) or school  Health  Retirement or old age  Seasonal job completed  Slack work or business conditions  Temporary nonseasonal job completed  Unsatisfactory work arrangements (Hours, pay, etc.)  Other

**24C. Does ... want a regular job now, either full- or part-time?**

Yes  Maybe - it depends (Specify in notes)  No  Don't know  (Ship to 24E)

**24D. What are the reasons ... is not looking for work? (Mark each reason mentioned)**

Believed (illness)  Couldn't find any work  Lack of education, training, skills or experience  Employers think too young or too old  Other (Specify in notes)  Can't arrange child care  Family responsibilities  In school or other training  (Limited) physical disability  Other (Specify in notes)  Don't know

**24E. Does ... intend to look for work of any kind in the next 12 months?**

Yes  It depends (Specify in notes)  No  Don't know  (If entry in 24D, describe job in 23, otherwise, skip to 26)

**26. INTERVIEWER CHECK ITEM** (Random number) First digit of SEGMENT number to: 0 2, 3, 4, 6, 7 or 8 (Ship to 26) 1 or 5 (Go to 25A)

**25A. How many hours per week does ... USUALLY work at this job?**

0 0 1 1 2 2 3 3 4 4 5 5 6 6 7 7 8 8 9 9

**25B. Is ... paid by the hour on this job?**

Yes  No  (Go to 25C)

**25C. How much does ... earn per hour?**

Cents	Dollars	Cents
00	00	00
01	01	01
02	02	02
03	03	03
04	04	04
05	05	05
06	06	06
07	07	07
08	08	08
09	09	09

(Add 25D)

**25D. How much does ... USUALLY earn per week at this job BEFORE deductions?**

Cents	Dollars	Cents
00	00	00
01	01	01
02	02	02
03	03	03
04	04	04
05	05	05
06	06	06
07	07	07
08	08	08
09	09	09

**25E. On this job, is ... a member of a labor union or of an employees association similar to a union?**

Yes  (Ship to 26) No  (Ship to 26)

**25F. On this job, is ... covered by a union or employee association contract?**

Yes  No  (Go to 26)

**23. DESCRIPTION OF JOB OR BUSINESS**

**23A. For whom did ... work? (Name of company, business, organization or other employer.)**

**23B. What kind of business or industry is this? (For example: TV and radio ads, retail shoe store, State Labor Dept., farm.)**

**23C. What kind of work was ... doing? (For example: electrical engineer, stock clerk, typist, farmer.)**

**23D. What were ...'s most important activities or duties at this job? (For example: typed, kept account books, filed, milk cans, operated printing press, finished concrete.)**

**23E. Was this person**

An employee of a PRIVATE Co, bus., or individual for wages, salary or comm.

A FEDERAL government employee  (Go to 23F)

A STATE government employee

A LOCAL government employee

Self-emp. in OWN bus., prof. practice, or farm

Is the business incorporated? Yes  No  (Ship to 23F)

Working WITHOUT PAY in farm, bus. or farm

NEVER WORKED  (Ship to 26)

**23F. INTERVIEWER CHECK ITEM**

Entry for NAJ in item 20A  (Go to 23 at top of page)

Entry for NAJ in item 21B

All other cases  (Ship to 26)

18A. LINE NO.	18B. RELATIONSHIP TO REFERENCE PERSON	18C. PARENT'S LINE NUMBER	18D. AGE	18E. MARITAL STATUS	18F. SPOUSE'S LINE NUMBER	18G. SEX AND VETERAN STATUS	18H. HIGHEST GRADE ATTENDED	18I. GRADE COMPLETED	18J. RACE	18K. ORIGIN
	Reference Person WITH other relatives in household	0 0	0 0	Married - civilian spouse present	0 0	Male (Also Mark Vets Status)	I I I	Yes	1. White	0 2
	NO other relatives in household	1 1	1 1	Married - Armed Forces spouse present	1 1	Vietnam Era	2 2 2	No	2. Black	1 1
1	Husband	2 2	2 2	Married - spouse absent in Armed Forces	2 2	Korean War	3 3 3		3. Amer. Indian, Alaska, Eskimo	2 2
2	Wife	3 3	3 3	Married - spouse absent other reasons (Exclude separated)	3 3	World War II	4 4 4		4. Asian or Pacific Isl.	3 3
3	Own child	4 4	4 4	Widowed	4 4	World War I	5 5 5		5. Other	4 4
4	Parent	5 5	5 5	Divorced	5 5	Other Service	6 6 6			5 5
5	Brother/Sister	6 6	6 6	Separated	6 6	Nonveteran	7 7 7			6 6
6	Other rel. of Ref. Person	7 7	7 7	Never married	7 7		8 8 8			7 7
7	Non-rel. of Ref. Person WITH OWN relatives in household	8 8	8 8		8 8		9 9 9			8 8
8	Non-rel. of Ref. Person with NO OWN relatives in household	9 9	9 9		9 9					9 9

**26. INTERVIEWER CHECK ITEM**  
(Transcribe from control card item 18)

This option is:  
 18-24 years of age  (Ask 26A)  
 All others  (End Questions)

**28A. (If "School" in 18, Verify) LAST WEEK** was ... attending or enrolled in a high school, college, or university? (Mark "Yes" if currently on holiday or seasonal vacation. Mark "No" for summer vacation.)  
 Yes  (Verify) No  (End Questions)

High School  (Ask 26B)   
 College or Univ.

**28B.** Is ... enrolled in school as a full-time or part-time student?  
 Full time   
 Part time  **END QUESTIONS**

**REMEMINDER:**  
 ASK THE L.F. ITEMS FOR ALL H.M. MEMBERS BEFORE ASKING THE SUPPLEMENT  
 If last person, go to item 30A on page 3; then fill corresponding transcription item 18A, 18D, and 18G on the CPS-888 for this person.

**18L. SOCIAL SECURITY NUMBER**  
(Transcribe from or item 26a)

None

0	0	0	0	0	0	0	0	0	0
1	1	1	1	1	1	1	1	1	1
2	2	2	2	2	2	2	2	2	2
3	3	3	3	3	3	3	3	3	3
4	4	4	4	4	4	4	4	4	4
5	5	5	5	5	5	5	5	5	5
6	6	6	6	6	6	6	6	6	6
7	7	7	7	7	7	7	7	7	7
8	8	8	8	8	8	8	8	8	8
9	9	9	9	9	9	9	9	9	9



# FACSIMILE OF MARCH SUPPLEMENT QUESTIONNAIRE


**1. INTERVIEWER CHECK ITEM**  
 Only CPS-665 for household .....  (Fill off applicable items on this page)  
 First CPS-665 of continuation N.Y.M. ....  (Transcribe items 1, 2, 6-9, 13)  
 Second CPS-665 of continuation N.Y.M. ....   
 Third, fourth, etc CPS-665 .....  (from first CPS-665)

**10. INTERVIEWER CODE**  
 A B C D E F G H J K L M  
                 
 1 2 3 4 5 6 7 8 9  
 0 1 2 3 4 5 6 7 8 9

**11. TYPE INTERVIEW (CPS-665)**  
 Personal (Fill 1 & 4 below)  
 Telephone  
 Type A Noninterview (Transcribe items 1, 2, 6-10 on this page)

**13A. DESCRIPTION OF LONGEST JOB (Items 47A-E) IN THIS CPS-665:**  
 Yes  No

FORM CPS-665



**CPS-665**  
**INCOME SUPPLEMENT**

Form Approved - G.M.B. No. 0507-0254

**INTRODUCTION**  
(Optional)  
 We have just completed the questions about employment and unemployment. Each March, the Census Bureau also collects information about the economic situation of Americans and their families for the previous year. I am going to ask these questions now. We don't expect all answers to be perfect, but please think about each question and answer it the best you can.

MARCH 1985

**3. CONTROL NUMBER**

6. PSU NO.	7. SEGMENT NO.	8. SERIAL NO.	9. HOUSEHOLD NO.
C 0 C	0 0 0	0 C	
1 1 1	1 1 1	1 1	1
2 2 2	2 2 2	2 2	2
3 3 3	3 3 3	3 3	3
4 4 4	4 4 4	4 4	4
5 5 5	5 5 5	5 5	5
6 6 6	6 6 6	6 6	6
7 7 7	7 7 7	7 7	7
8 8 8	8 8 8	8 8	8
9 9 9	9 9 9	9 9	9

---

**77. INTERVIEWER CHECK ITEM**  
**TENURE** (from Control Card Item 9)  
 Owned or leasing bought   
 Rented   
 No cash rent

**78. How many housing units are in this structure?**  
 1  5-9   
 2  10\*   
 3-4

**79. INTERVIEWER CHECK ITEM**  
 Some household members 5-18 years old  (Ask 80)  
 No household members 5-18 years old  (Skip to 81)

**80. During 1984 how many of the children in this household usually ate a complete hot lunch offered at school?**  
 All  
 Some, but not all - Mark number  
 1 2 3 4 5 6 7 8 9 +  
 None

**81. INTERVIEWER CHECK ITEM (from Control Card Item 29 or 33)**

A <input type="checkbox"/>	E <input type="checkbox"/>	J <input type="checkbox"/>
B <input type="checkbox"/>	F <input type="checkbox"/> (If c.c. item 29 or 33 is A-I or NA, fill 82)	K <input type="checkbox"/>
C <input type="checkbox"/>	G <input type="checkbox"/>	L <input type="checkbox"/>
D <input type="checkbox"/>	H <input type="checkbox"/>	M <input type="checkbox"/>
I <input type="checkbox"/>		N <input type="checkbox"/>

**84. INTERVIEWER CHECK ITEM**  
 Owned marked in 77 .....  (Skip to 87)  
 Rented or no cash rent marked in 77  7

**85. Is this house in a public housing project, that is, is it owned by a local housing authority or other public agency?**  
 Yes  (Skip to 87) No  7

**86. Are you paying lower rent because the Federal, State, or local government is paying part of the cost?**  
 Yes  No

**87. Did anyone in this household get food stamps at any time during 1984?**  
 Yes  7 No  (Skip to 91)

**88. How many of the people now living here were covered by food stamps during 1984?**  
 All 1 2 3 4 5 6 7 8 9 +

**89. In how many months of 1984 were food stamps received?**

<input type="checkbox"/>	0 0
<input type="checkbox"/>	1 1
<input type="checkbox"/>	2
<input type="checkbox"/>	3
<input type="checkbox"/>	4
<input type="checkbox"/>	5
<input type="checkbox"/>	6
<input type="checkbox"/>	7
<input type="checkbox"/>	8
<input type="checkbox"/>	9

**91. Since October 1, 1984, was your household without heat for one or more days because you were unable to pay the utility or fuel bill?**  
 Yes  No

**92. The government has an energy assistance program which helps pay heating costs. This assistance can be received directly by the household or it can be paid directly to the electric company, gas company or fuel dealer. Since October 1, 1984, has this household received assistance of this type from the Federal, State, or local government?**  
 Yes  (Ask 93)  
 No  (End questions)

**93. Altogether, how much energy assistance has been received since October 1, 1984?**

<input type="checkbox"/>	0 0 0 0
<input type="checkbox"/>	1 1 1 1
<input type="checkbox"/>	2 2 2 2
<input type="checkbox"/>	3 3 3 3
<input type="checkbox"/>	4 4 4 4
<input type="checkbox"/>	5 5 5 5
<input type="checkbox"/>	6 6 6 6
<input type="checkbox"/>	7 7 7 7
<input type="checkbox"/>	8 8 8 8
<input type="checkbox"/>	9 9 9 9

(Thousand dollars)

---

**82. INTERVIEWER CHECK ITEM**  
 All or some marked in 80 .....  (Ask 83)  
 None marked in 80 or 80 blank  (Skip to 84)

**83. During 1984 how many of the children in this household received free or reduced price lunches because they qualified for the Federal School Lunch program?**  
 All  
 Some, but not all - Mark number  
 1 2 3 4 5 6 7 8 9 +  
 None

**90. What was the value of all the food stamps received during 1984? (Add monthly amounts to obtain annual figure)**

<input type="checkbox"/>	0 0 0 0
<input type="checkbox"/>	1 1 1 1
<input type="checkbox"/>	2 2 2 2
<input type="checkbox"/>	3 3 3 3
<input type="checkbox"/>	4 4 4 4
<input type="checkbox"/>	5 5 5 5
<input type="checkbox"/>	6 6 6 6
<input type="checkbox"/>	7 7 7 7
<input type="checkbox"/>	8 8 8 8
<input type="checkbox"/>	9 9 9 9

(Thousand dollars) (Ask 91)

**94. What type of fuel is used most to heat this house (apartment)?**

Gas - Propane

from underground pipes   
 bottled, tank, or LP

Electricity   
 Fuel oil, kerosene, etc.   
 Coal or coke   
 Wood   
 Other   
 No fuel used

**CODES NUMBER**  
 A B C D E F G H J K L M



COMPLETE LINE NUMBER FOR ALL PERSONS 14+ BEFORE BEGINNING QUESTIONS ON EACH PAGE (NAME IS OPTIONAL)

NAME (Optional)	Page 3	Page 4	Page 5	Page 6
LINE NUMBER (From 18A)	0 1 2 3 4 5 6 7 8 9	0 1 2 3 4 5 6 7 8 9	0 1 2 3 4 5 6 7 8 9	0 1 2 3 4 5 6 7 8 9
<b>56. DURING 1984 DID ANYONE IN THIS HOUSEHOLD RECEIVE:</b> <b>56A. Any Social Security payments from the U.S. Government?</b> Yes <input type="radio"/> 7 No <input type="radio"/> (Skip to 57A)				
<b>56B. Who received Social Security payments either for themselves or as combined payments with other family members?</b> Yes <input type="radio"/> No <input type="radio"/>	Yes <input type="radio"/> No <input type="radio"/>	Yes <input type="radio"/> No <input type="radio"/>	Yes <input type="radio"/> No <input type="radio"/>	Yes <input type="radio"/> No <input type="radio"/>
Complete 56C & 56D for each person with a "Yes" in 56B <b>56C. In how many months of 1984 did ... receive Social Security payments?</b>	Months <input type="text"/> 0 1 0 1 2 3 4 5 6 7 8 9	Months <input type="text"/> 0 1 0 1 2 3 4 5 6 7 8 9	Months <input type="text"/> 0 1 0 1 2 3 4 5 6 7 8 9	Months <input type="text"/> 0 1 0 1 2 3 4 5 6 7 8 9
<b>56D. How much did ... receive in Social Security payments during 1984?</b> (separate combined payments) NOTE: Social Security checks are green-colored checks. Do not count pale gold SSI checks as Social Security.	\$ <input type="text"/> 0 0 0 0 1 1 1 1 2 2 2 2 3 3 3 3 4 4 4 4 5 5 5 5 6 6 6 6 7 7 7 7 8 8 8 8 9 9 9 9 <input type="radio"/> Already included	\$ <input type="text"/> 0 0 0 0 1 1 1 1 2 2 2 2 3 3 3 3 4 4 4 4 5 5 5 5 6 6 6 6 7 7 7 7 8 8 8 8 9 9 9 9 <input type="radio"/> Already included	\$ <input type="text"/> 0 0 0 0 1 1 1 1 2 2 2 2 3 3 3 3 4 4 4 4 5 5 5 5 6 6 6 6 7 7 7 7 8 8 8 8 9 9 9 9 <input type="radio"/> Already included	\$ <input type="text"/> 0 0 0 0 1 1 1 1 2 2 2 2 3 3 3 3 4 4 4 4 5 5 5 5 6 6 6 6 7 7 7 7 8 8 8 8 9 9 9 9 <input type="radio"/> Already included
<b>56E. INTERVIEWER CHECK ITEMS</b> <input type="radio"/> Children under 23 present - (Ask 56F) <input type="radio"/> No children under 23 present - (Skip to 57)				
<b>56F. Did anyone in this household receive any separate Social Security payments which we have not talked about for the children in this household?</b> Yes <input type="radio"/> No <input type="radio"/>	Yes <input type="radio"/> No <input type="radio"/>	Yes <input type="radio"/> No <input type="radio"/>	Yes <input type="radio"/> No <input type="radio"/>	Yes <input type="radio"/> No <input type="radio"/>
<b>57. DURING 1984 DID ANYONE IN THIS HOUSEHOLD RECEIVE:</b> <b>57A. Any SSI payments, that is, Supplemental Security Income?</b> Yes <input type="radio"/> 7 No <input type="radio"/> (Go to next page)				
<b>57B. Who received SSI? (Anyone else?)</b> (Complete 57C for each person with "Yes" in 57B)	Yes <input type="radio"/> No <input type="radio"/>	Yes <input type="radio"/> No <input type="radio"/>	Yes <input type="radio"/> No <input type="radio"/>	Yes <input type="radio"/> No <input type="radio"/>
<b>57C. How much did ... receive in Supplemental Security Income during 1984? (Include both Federal and State SSI)</b> NOTE: Federal SSI checks are pale gold in color and usually arrive on the 1st of every month. (Go to 57C for each person with "Yes" in 57B or go to next page)	\$ <input type="text"/> 0 0 0 0 1 1 1 1 2 2 2 2 3 3 3 3 4 4 4 4 5 5 5 5 6 6 6 6 7 7 7 7 8 8 8 8 9 9 9 9	\$ <input type="text"/> 0 0 0 0 1 1 1 1 2 2 2 2 3 3 3 3 4 4 4 4 5 5 5 5 6 6 6 6 7 7 7 7 8 8 8 8 9 9 9 9	\$ <input type="text"/> 0 0 0 0 1 1 1 1 2 2 2 2 3 3 3 3 4 4 4 4 5 5 5 5 6 6 6 6 7 7 7 7 8 8 8 8 9 9 9 9	\$ <input type="text"/> 0 0 0 0 1 1 1 1 2 2 2 2 3 3 3 3 4 4 4 4 5 5 5 5 6 6 6 6 7 7 7 7 8 8 8 8 9 9 9 9
Medicare Deduction: \$16/month	Annual total for Social Security - last check is 11.88			



NAME (Optional)	Page 3	Page 4	Page 5	Page 6
LINE NUMBER (from 18A)				
58A. Does anyone in this household have a health problem or disability which prevents them from working or which limits the kind or amount of work they can do?  Yes <input type="checkbox"/> No <input type="checkbox"/> (Skip to 60A)				
58B. Who is that? (Anyone else?)	Yes <input type="checkbox"/> No <input type="checkbox"/>	Yes <input type="checkbox"/> No <input type="checkbox"/>	Yes <input type="checkbox"/> No <input type="checkbox"/>	Yes <input type="checkbox"/> No <input type="checkbox"/>
60A. Is there anyone in this household who has a service-connected disability or who ever retired or left a job for health reasons?  Yes <input type="checkbox"/> No <input type="checkbox"/> (Skip to 61A)	<input checked="" type="checkbox"/>	<input checked="" type="checkbox"/>	<input checked="" type="checkbox"/>	<input checked="" type="checkbox"/>
60B. Who is that? (Anyone else?)	Yes <input type="checkbox"/> No <input type="checkbox"/>	Yes <input type="checkbox"/> No <input type="checkbox"/>	Yes <input type="checkbox"/> No <input type="checkbox"/>	Yes <input type="checkbox"/> No <input type="checkbox"/>
61A. INTERVIEWER CHECK ITEM <input type="checkbox"/> "No" to both 58A and 60A (Skip to next page) <input type="checkbox"/> "Yes" in either 58A or 60A				
(Complete 61B to 61G for each person with a "Yes" in either 58B or 60B) 61B. (Other than Social Security) did ... receive any income in 1984 as a result of this health problem (disability/handicap)?	Yes <input type="checkbox"/> No <input type="checkbox"/> (Ask 61B for next person with "Yes" to 58B or 60B or skip to next page)	Yes <input type="checkbox"/> No <input type="checkbox"/> (Ask 61B for next person with "Yes" to 58B or 60B or skip to next page)	Yes <input type="checkbox"/> No <input type="checkbox"/> (Ask 61B for next person with "Yes" to 58B or 60B or skip to next page)	Yes <input type="checkbox"/> No <input type="checkbox"/> (Ask 61B for next person with "Yes" to 58B or 60B or skip to next page)
61C. What was the source of this income? (Any other income related to this health condition or disability?)				
01. Veterans' disability	Yes <input type="checkbox"/> No <input type="checkbox"/>	Yes <input type="checkbox"/> No <input type="checkbox"/>	Yes <input type="checkbox"/> No <input type="checkbox"/>	Yes <input type="checkbox"/> No <input type="checkbox"/>
02. Worker's compensation	Yes <input type="checkbox"/> No <input type="checkbox"/>	Yes <input type="checkbox"/> No <input type="checkbox"/>	Yes <input type="checkbox"/> No <input type="checkbox"/>	Yes <input type="checkbox"/> No <input type="checkbox"/>
03. Company or union disability	Yes <input type="checkbox"/> No <input type="checkbox"/>	Yes <input type="checkbox"/> No <input type="checkbox"/>	Yes <input type="checkbox"/> No <input type="checkbox"/>	Yes <input type="checkbox"/> No <input type="checkbox"/>
04. Federal Government (Civil Service) disability	Yes <input type="checkbox"/> No <input type="checkbox"/>	Yes <input type="checkbox"/> No <input type="checkbox"/>	Yes <input type="checkbox"/> No <input type="checkbox"/>	Yes <input type="checkbox"/> No <input type="checkbox"/>
05. U.S. military retirement disability	Yes <input type="checkbox"/> No <input type="checkbox"/>	Yes <input type="checkbox"/> No <input type="checkbox"/>	Yes <input type="checkbox"/> No <input type="checkbox"/>	Yes <input type="checkbox"/> No <input type="checkbox"/>
06. State or local gov't. employee disability	Yes <input type="checkbox"/> No <input type="checkbox"/>	Yes <input type="checkbox"/> No <input type="checkbox"/>	Yes <input type="checkbox"/> No <input type="checkbox"/>	Yes <input type="checkbox"/> No <input type="checkbox"/>
07. U.S. Railroad Retirement disability	Yes <input type="checkbox"/> No <input type="checkbox"/>	Yes <input type="checkbox"/> No <input type="checkbox"/>	Yes <input type="checkbox"/> No <input type="checkbox"/>	Yes <input type="checkbox"/> No <input type="checkbox"/>
08. Accident or disability insurance	Yes <input type="checkbox"/> No <input type="checkbox"/>	Yes <input type="checkbox"/> No <input type="checkbox"/>	Yes <input type="checkbox"/> No <input type="checkbox"/>	Yes <input type="checkbox"/> No <input type="checkbox"/>
09. Black Lung miner's disability	Yes <input type="checkbox"/> No <input type="checkbox"/>	Yes <input type="checkbox"/> No <input type="checkbox"/>	Yes <input type="checkbox"/> No <input type="checkbox"/>	Yes <input type="checkbox"/> No <input type="checkbox"/>
10. State temporary disability	Yes <input type="checkbox"/> No <input type="checkbox"/>	Yes <input type="checkbox"/> No <input type="checkbox"/>	Yes <input type="checkbox"/> No <input type="checkbox"/>	Yes <input type="checkbox"/> No <input type="checkbox"/>
11. Other or don't know (Specify in remarks)	Yes <input type="checkbox"/> No <input type="checkbox"/>	Yes <input type="checkbox"/> No <input type="checkbox"/>	Yes <input type="checkbox"/> No <input type="checkbox"/>	Yes <input type="checkbox"/> No <input type="checkbox"/>
(Complete 61D & 61E for first "Yes" in 61C) 61D. Income Source Code	<input type="checkbox"/> I C 1 2 3 4 5 6 7 8 9	<input type="checkbox"/> I C 1 2 3 4 5 6 7 8 9	<input type="checkbox"/> I C 1 2 3 4 5 6 7 8 9	<input type="checkbox"/> I C 1 2 3 4 5 6 7 8 9
61E. How much did ... receive from ... (total source) during 1984?	\$ <input type="text"/>	\$ <input type="text"/>	\$ <input type="text"/>	\$ <input type="text"/>
(Complete 61F and 61G for next income source marked or go to 61B for next person with "Yes" in either 58A or 60A or go to next page)				
61F. Income Source Code	<input type="checkbox"/> I C 1 2 3 4 5 6 7 8 9	<input type="checkbox"/> I C 1 2 3 4 5 6 7 8 9	<input type="checkbox"/> I C 1 2 3 4 5 6 7 8 9	<input type="checkbox"/> I C 1 2 3 4 5 6 7 8 9
61G. How much did ... receive from ... (total source) during 1984?	\$ <input type="text"/>	\$ <input type="text"/>	\$ <input type="text"/>	\$ <input type="text"/>
(Go to 61B for next person with "Yes" in either 58B or 60B or go to next page)				



NAME (Optional)	Page 3	Page 4	Page 5	Page 6
LINE NUMBER (from 10A)				
<b>83. AT ANYTIME DURING 1984 DID ANYONE IN THIS HOUSEHOLD:</b> <b>83A. Have money in any kind of savings account or money market fund?</b> Yes <input type="radio"/> No <input type="radio"/> Have any bonds, treasury notes, or certificates of deposit? Yes <input type="radio"/> No <input checked="" type="radio"/> (If "Yes" marked in any, ask 63B otherwise skip to 64A) Have an interest-bearing checking account or any other investments which pay interest? Yes <input type="radio"/> No <input type="radio"/>				
<b>83B. Which members of this household had ...? (Anyone else?)</b> (Include each in case of joint accounts or ownership) (Ask 63C for each person with "Yes" in 83B) <b>83C. How much did ... receive in interest from these sources during 1984, including over small amounts credited to accounts? (Separate amounts for joint ownership)</b> (Ask 63C for each person with "Yes" in 83B or ask 64)	Yes <input type="radio"/> No <input type="radio"/> \$ <input type="text"/> <input type="radio"/> Already included	Yes <input type="radio"/> No <input type="radio"/> \$ <input type="text"/> <input type="radio"/> Already included	Yes <input type="radio"/> No <input type="radio"/> \$ <input type="text"/> <input type="radio"/> Already included	Yes <input type="radio"/> No <input type="radio"/> \$ <input type="text"/> <input type="radio"/> Already included
<b>84. AT ANYTIME DURING 1984 DID ANYONE IN THIS HOUSEHOLD:</b> <b>84A. Own any shares of stock in corporations (public) or any mutual fund shares?</b> Yes <input type="radio"/> No <input checked="" type="radio"/> (Skip to 65A)				
<b>84B. Which members of this household? (Anyone else?)</b> (Include each in case of joint ownership) (Ask 84C for each person with "Yes" in 84B) <b>84C. How much did ... receive in dividends from stocks (mutual funds) during 1984?</b> (Separate amounts for joint ownership) (Ask 84C for each person marked "Yes" in 84B or ask 65)	Yes <input type="radio"/> No <input type="radio"/> \$ <input type="text"/> <input type="radio"/> None <input checked="" type="radio"/> <input type="radio"/> Already included	Yes <input type="radio"/> No <input type="radio"/> \$ <input type="text"/> <input type="radio"/> None <input checked="" type="radio"/> <input type="radio"/> Already included	Yes <input type="radio"/> No <input type="radio"/> \$ <input type="text"/> <input type="radio"/> None <input checked="" type="radio"/> <input type="radio"/> Already included	Yes <input type="radio"/> No <input type="radio"/> \$ <input type="text"/> <input type="radio"/> None <input checked="" type="radio"/> <input type="radio"/> Already included
<b>85. DURING 1984 DID ANYONE IN THIS HOUSEHOLD:</b> <b>85A. Own any land, business property, apartments, or houses which were rented to others?</b> Yes <input type="radio"/> No <input type="radio"/> Receive income from royalties or from roomers or boarders? (Exclude amounts paid by relatives) Yes <input type="radio"/> No <input checked="" type="radio"/> Receive income from estates or trusts? (Exclude amounts or trusts already reported) Yes <input type="radio"/> No <input type="radio"/> (If "Yes" marked in any, ask 65B otherwise skip to next page)				
<b>85B. Who received the rent (income)? (Anyone else?)</b> (Include each in case of joint ownership) (Ask 85C for each person with "Yes" in 85B) <b>85C. How much did ... receive in income from rent (roomers or boarders, estates, trusts, or royalties) (other expenses for 1984)? (Separate amounts for joint ownership)</b>	Yes <input type="radio"/> No <input type="radio"/> \$ <input type="text"/> <input type="radio"/> Last money <input checked="" type="radio"/> <input type="radio"/> Already included	Yes <input type="radio"/> No <input type="radio"/> \$ <input type="text"/> <input type="radio"/> Last money <input checked="" type="radio"/> <input type="radio"/> Already included	Yes <input type="radio"/> No <input type="radio"/> \$ <input type="text"/> <input type="radio"/> Last money <input checked="" type="radio"/> <input type="radio"/> Already included	Yes <input type="radio"/> No <input type="radio"/> \$ <input type="text"/> <input type="radio"/> Last money <input checked="" type="radio"/> <input type="radio"/> Already included

NAME (Optional)	Page 3	Page 4	Page 5	Page 6
LINE NUMBER (From 18A)				
<b>68A.</b> During 1984 did anyone in this household attend school beyond the high school level including a college, university or other schools (including vocational, business, or trade schools)? Yes <input checked="" type="checkbox"/> 7 No <input type="checkbox"/> (Go to next page)				
<b>68B.</b> Did anyone receive any educational assistance for tuition, fees, books, or living expenses during 1984? (Exclude loans or assistance from household members) Yes <input checked="" type="checkbox"/> 7 No <input type="checkbox"/> (Go to next page)				
<b>68C.</b> Which member received assistance? (Any one else?) Yes <input type="checkbox"/> No <input type="checkbox"/>	Yes <input type="checkbox"/> No <input type="checkbox"/>	Yes <input type="checkbox"/> No <input type="checkbox"/>	Yes <input type="checkbox"/> No <input type="checkbox"/>	Yes <input type="checkbox"/> No <input type="checkbox"/>
(Complete 68D to 68H for each person with "Yes" in 68C) <b>68D.</b> What type of assistance did ... receive? (Any other assistance?)				
a. G.I. Bill or Veterans' educational assistance program ..... b. Post Grant or Basic Education Opportunity Grant ..... c. Some other government assistance ..... d. Subsidies, grants, etc., from the school ..... e. Other assistance (employers, friends, etc.) ..... (Exclude assistance from household members)	Yes <input type="checkbox"/> No <input type="checkbox"/> Yes <input type="checkbox"/> No <input type="checkbox"/> Yes <input checked="" type="checkbox"/> No <input type="checkbox"/> Yes <input type="checkbox"/> No <input type="checkbox"/> Yes <input type="checkbox"/> No <input type="checkbox"/>	Yes <input type="checkbox"/> No <input type="checkbox"/> Yes <input type="checkbox"/> No <input type="checkbox"/> Yes <input checked="" type="checkbox"/> No <input type="checkbox"/> Yes <input type="checkbox"/> No <input type="checkbox"/> Yes <input type="checkbox"/> No <input type="checkbox"/>	Yes <input type="checkbox"/> No <input type="checkbox"/> Yes <input type="checkbox"/> No <input type="checkbox"/> Yes <input checked="" type="checkbox"/> No <input type="checkbox"/> Yes <input type="checkbox"/> No <input type="checkbox"/> Yes <input type="checkbox"/> No <input type="checkbox"/>	Yes <input type="checkbox"/> No <input type="checkbox"/> Yes <input type="checkbox"/> No <input type="checkbox"/> Yes <input checked="" type="checkbox"/> No <input type="checkbox"/> Yes <input type="checkbox"/> No <input type="checkbox"/> Yes <input type="checkbox"/> No <input type="checkbox"/>
<b>68E. INTERVIEWER CHECK ITEM</b> G.I. Bill marked "YES" in 68D?	Yes <input type="checkbox"/> (Ask 68F) No <input type="checkbox"/> (Skip to 68H)	Yes <input type="checkbox"/> (Ask 68F) No <input type="checkbox"/> (Skip to 68H)	Yes <input type="checkbox"/> (Ask 68F) No <input type="checkbox"/> (Skip to 68H)	Yes <input type="checkbox"/> (Ask 68F) No <input type="checkbox"/> (Skip to 68H)
<b>68F.</b> How much did ... receive in G.I. Bill benefits during 1984? \$ <input type="text"/>	\$ <input type="text"/>	\$ <input type="text"/>	\$ <input type="text"/>	\$ <input type="text"/>
<b>68G. INTERVIEWER CHECK ITEM</b> Expenses other than G.I. Bill marked "Yes" in 68D?	Yes <input type="checkbox"/> (ASK 68H) No <input type="checkbox"/> (Skip to next person marked "Yes" in 68C or Go to next page)	Yes <input type="checkbox"/> (ASK 68H) No <input type="checkbox"/> (Skip to next person marked "Yes" in 68C or Go to next page)	Yes <input type="checkbox"/> (ASK 68H) No <input type="checkbox"/> (Skip to next person marked "Yes" in 68C or Go to next page)	Yes <input type="checkbox"/> (ASK 68H) No <input type="checkbox"/> (Skip to next person marked "Yes" in 68C or Go to next page)
<b>68H.</b> How much did ... receive in (other) educational assistance during 1984? (Go to 68G for next person marked "Yes" in 68C or Go to next page)	\$ <input type="text"/>	\$ <input type="text"/>	\$ <input type="text"/>	\$ <input type="text"/>
<b>NOTES:</b>				





NAME (Optional)	Page 3	Page 4	Page 5	Page 6
LINE NUMBER (from 18A)				
70. DURING 1984 DID ANYONE IN THIS HOUSEHOLD RECEIVE: 70A. Any child support payments? Yes <input type="radio"/> 7 <input checked="" type="checkbox"/> No <input type="radio"/> (Skip to 71A)				
70B. Who received these payments? (Anyone else?) (Complete 70C for each person with a "Yes" in 70B) 70C. How much did ... receive in child support payments? (Ask 70C for next person with "Yes" in 70B or ask 71)	Yes <input type="radio"/> No <input type="radio"/>	Yes <input type="radio"/> No <input type="radio"/>	Yes <input type="radio"/> No <input type="radio"/>	Yes <input type="radio"/> No <input type="radio"/>
71. DURING 1984 DID ANYONE IN THIS HOUSEHOLD RECEIVE: 71A. Any alimony payments? Yes <input type="radio"/> 7 <input checked="" type="checkbox"/> No <input type="radio"/> (Skip to 72A)				
71B. Who received these payments during 1984? (Anyone else?) (Complete 71C for each person with a "Yes" in 71B) 71C. How much did ... receive in alimony payments during 1984? (Ask 71C for next person with "Yes" in 71B or ask 72)	Yes <input type="radio"/> No <input type="radio"/>	Yes <input type="radio"/> No <input type="radio"/>	Yes <input type="radio"/> No <input type="radio"/>	Yes <input type="radio"/> No <input type="radio"/>
72. DURING 1984 DID ANYONE IN THIS HOUSEHOLD RECEIVE: 72A. Any (other) regular financial assistance from friends or relatives not living in this household? (Do not include loans) Yes <input type="radio"/> 7 <input checked="" type="checkbox"/> No <input type="radio"/> (Skip to 73)				
72B. Who received this assistance? (Anyone else?) (Ask 72C for each person with a "Yes" in 72B) 72C. How much assistance did ... receive during 1984?	Yes <input type="radio"/> No <input type="radio"/>	Yes <input type="radio"/> No <input type="radio"/>	Yes <input type="radio"/> No <input type="radio"/>	Yes <input type="radio"/> No <input type="radio"/>
73. Sometimes people forget about small amounts of income, or income received for only part of the year. Did anyone in this household receive income from: 73A. Hobbies, home businesses, farms, or business interests not already covered? Yes <input type="radio"/> No <input checked="" type="checkbox"/> (If "Yes" marked in any, ask 73B, otherwise go to next page) 73B. What was the source of this income? (Specify) 73C. How much did ... receive (Altogether) in 1984?	Yes <input type="radio"/> No <input type="radio"/>	Yes <input type="radio"/> No <input type="radio"/>	Yes <input type="radio"/> No <input type="radio"/>	Yes <input type="radio"/> No <input type="radio"/>
OFFICE USE ONLY <input type="radio"/> I <input type="radio"/> 1 2 3 + 5 6 7 8 9	OFFICE USE ONLY <input type="radio"/> I <input type="radio"/> 1 2 3 + 5 6 7 8 9	OFFICE USE ONLY <input type="radio"/> I <input type="radio"/> 1 2 3 + 5 6 7 8 9	OFFICE USE ONLY <input type="radio"/> I <input type="radio"/> 1 2 3 + 5 6 7 8 9	OFFICE USE ONLY <input type="radio"/> I <input type="radio"/> 1 2 3 + 5 6 7 8 9

NAME (Optional)	Page 3	Page 4	Page 5	Page 6
LINE NUMBER (from 16A)				
74. INTERVIEWER CHECK ITEM Item 29A or 29B a "Yes"? (checked last year)	Yes <input type="radio"/> (Go to 74A) No <input checked="" type="radio"/> (Skip to 75)	Yes <input type="radio"/> (Go to 74A) No <input type="radio"/> (Skip to 75)	Yes <input type="radio"/> (Go to 74A) No <input checked="" type="radio"/> (Skip to 75)	Yes <input type="radio"/> (Go to 74A) No <input type="radio"/> (Skip to 75)
Complete 74A-74E for each person with "Yes" in 74. 74A. Other than Social Security did the (any) employer or union that ... worked for in 1984 have a pension or other type of retirement plan for any of its employees?	Yes <input type="radio"/> (Ask 74B) No <input type="radio"/> (Skip to 74C) Don't know <input type="radio"/>	Yes <input type="radio"/> (Ask 74B) No <input type="radio"/> (Skip to 74C) Don't know <input type="radio"/>	Yes <input type="radio"/> (Ask 74B) No <input type="radio"/> (Skip to 74C) Don't know <input type="radio"/>	Yes <input type="radio"/> (Ask 74B) No <input type="radio"/> (Skip to 74C) Don't know <input type="radio"/>
74B. Was ... included in that plan?	Yes <input type="radio"/> No <input type="radio"/>	Yes <input type="radio"/> No <input type="radio"/>	Yes <input type="radio"/> No <input type="radio"/>	Yes <input type="radio"/> No <input type="radio"/>
74C. Was ... included in a group health insurance plan on the (any) job he/she held during 1984?	Yes <input type="radio"/> (Ask 74D) No <input type="radio"/> (Go to 74A for next person with "Yes" in 74 or skip to 75) DK <input type="radio"/>	Yes <input type="radio"/> (Ask 74D) No <input type="radio"/> (Go to 74A for next person with "Yes" in 74 or skip to 75) DK <input type="radio"/>	Yes <input type="radio"/> (Ask 74D) No <input type="radio"/> (Go to 74A for next person with "Yes" in 74 or skip to 75) DK <input type="radio"/>	Yes <input type="radio"/> (Ask 74D) No <input type="radio"/> (Go to 74A for next person with "Yes" in 74 or skip to 75) DK <input type="radio"/>
74D. Did ...'s employer or union pay for all, part, or none of the cost of this health plan?	All <input type="radio"/> Part <input type="radio"/> None <input checked="" type="radio"/>	All <input type="radio"/> Part <input type="radio"/> None <input type="radio"/>	All <input type="radio"/> Part <input type="radio"/> None <input checked="" type="radio"/>	All <input type="radio"/> Part <input type="radio"/> None <input type="radio"/>
74E. Other than ... who else in this household was covered by this group health insurance plan? (Go to 74A for next person with "Yes" in 74 or go to 75)	Spouse only <input type="radio"/> Child(ren) only <input type="radio"/> Spouse and child(ren) <input type="radio"/> Self only <input type="radio"/> Other <input type="radio"/>	Spouse only <input type="radio"/> Child(ren) only <input type="radio"/> Spouse and child(ren) <input type="radio"/> Self only <input type="radio"/> Other <input type="radio"/>	Spouse only <input type="radio"/> Child(ren) only <input type="radio"/> Spouse and child(ren) <input type="radio"/> Self only <input type="radio"/> Other <input type="radio"/>	Spouse only <input type="radio"/> Child(ren) only <input type="radio"/> Spouse and child(ren) <input type="radio"/> Self only <input type="radio"/> Other <input type="radio"/>
75. There are several government programs which provide medical care or help pay medical bills. During 1984 was anyone in this household covered by: 75A. Medicare (for the disabled and elderly)? Yes <input type="radio"/> 7 No <input type="radio"/> (Skip to 75C)	<input checked="" type="checkbox"/>	<input checked="" type="checkbox"/>	<input checked="" type="checkbox"/>	<input checked="" type="checkbox"/>
75B. Who was that? (Anyone else?)	Yes <input type="radio"/> No <input type="radio"/>	Yes <input type="radio"/> No <input type="radio"/>	Yes <input type="radio"/> No <input type="radio"/>	Yes <input type="radio"/> No <input type="radio"/>
75C. Medicaid (for the needy)? Yes <input type="radio"/> 7 No <input type="radio"/> (Skip to 75E)	<input checked="" type="checkbox"/>	<input checked="" type="checkbox"/>	<input checked="" type="checkbox"/>	<input checked="" type="checkbox"/>
75D. Who was that? (Anyone else?)	Yes <input type="radio"/> No <input type="radio"/>	Yes <input type="radio"/> No <input type="radio"/>	Yes <input type="radio"/> No <input type="radio"/>	Yes <input type="radio"/> No <input type="radio"/>
75E. CHAMPUS, VA, or military health care? Yes <input type="radio"/> 7 No <input type="radio"/> (Skip to 76A)	<input checked="" type="checkbox"/>	<input checked="" type="checkbox"/>	<input checked="" type="checkbox"/>	<input checked="" type="checkbox"/>
75F. Who was that? (Anyone else?)	Yes <input type="radio"/> No <input type="radio"/>	Yes <input type="radio"/> No <input type="radio"/>	Yes <input type="radio"/> No <input type="radio"/>	Yes <input type="radio"/> No <input type="radio"/>
76A. Did anyone in this household have any (other) health insurance plan at any time during 1984? Do not include accident or disability insurance. Yes <input type="radio"/> 7 No <input type="radio"/> (Go to item 77 on page 1)	<input checked="" type="checkbox"/>	<input checked="" type="checkbox"/>	<input checked="" type="checkbox"/>	<input checked="" type="checkbox"/>
76B. Who was that? (Anyone else?)	Yes <input type="radio"/> No <input type="radio"/>	Yes <input type="radio"/> No <input type="radio"/>	Yes <input type="radio"/> No <input type="radio"/>	Yes <input type="radio"/> No <input type="radio"/>
76C. Other than ... who else in this household was covered by this plan? (Go to 76C for next person with "Yes" in 76B or item 77 on page 1)	Spouse only <input type="radio"/> Child(ren) only <input type="radio"/> Spouse and child(ren) <input type="radio"/> Self only <input type="radio"/> Other <input type="radio"/>	Spouse only <input type="radio"/> Child(ren) only <input type="radio"/> Spouse and child(ren) <input type="radio"/> Self only <input type="radio"/> Other <input type="radio"/>	Spouse only <input type="radio"/> Child(ren) only <input type="radio"/> Spouse and child(ren) <input type="radio"/> Self only <input type="radio"/> Other <input type="radio"/>	Spouse only <input type="radio"/> Child(ren) only <input type="radio"/> Spouse and child(ren) <input type="radio"/> Self only <input type="radio"/> Other <input type="radio"/>
NOTES:				

APPENDIX A1

INDUSTRY CLASSIFICATION CODES

(Numbers in parentheses are the 1972 SIC code equivalents; see Executive Office of the President, Office of Management and Budget, Standard Industrial Classification Manual, 1972 and the 1977 Supplement. "Pt" means part; "n.e.c." means not elsewhere classified.)

<u>Code</u>	<u>Industry</u>
0-9	not used
10-31	AGRICULTURE, FORESTRY, AND FISHERIES
10	Agricultural production, crops (01)
11	Agricultural production, livestock (02)
12-19	not used
20	Agricultural services, except horticultural (07, except 078)
21	Horticultural services (078)
22-29	not used
30	Forestry (08)
31	Fishing, hunting, and trapping (09)
32-39	not used
40-50	MINING
40	Metal mining (10)
41	Coal mining (11, 12)
42	Crude petroleum and natural gas extraction (13)
43-49	not used
50	Nonmetallic mining and quarrying, except fuel (14)
51-59	not used
60	CONSTRUCTION (15, 16, 17)
61-99	not used
100-392	MANUFACTURING
100-222	Nondurable Goods
100-122	Food and kindred products
100	Meat products (201)
101	Dairy products (202)
102	Canned and preserved fruits and vegetables (203)
103-109	not used
110	Grain mill products (204)
111	Bakery products (205)
112	Sugar and confectionery products (206)
113-119	not used
120	Beverage industries (208)
121	Miscellaneous food preparations and kindred products (207, 209)
122	Not specified food industries
123-129	not used
130	Tobacco manufactures (21)
131	not used
132-150	Textile mill products
132	Knitting mills (225)
133-139	not used
140	Dyeing and finishing textiles, except wool and knit goods. (226)

<u>Code</u>	<u>Industry</u>
141	Floor coverings, except hard surface (227)
142	Yarn, thread, and fabric mills (228, 221-224)
143-149	not used
150	Miscellaneous textile mill products (229)
151-152	Apparel and other finished textile products
151	Apparel and accessories, except knit (231-238)
152	Miscellaneous fabricated textile products (239)
153-159	not used
160-162	Paper and allied products
160	Pulp, paper, and paperboard mills (261-263, 266)
161	Miscellaneous paper and pulp products (264)
162	Paperboard containers and boxes (265)
163-170	not used
171-172	Printing, publishing, and allied industries
171	Newspaper publishing and printing (271)
172	Printing, publishing, and allied industries, except newspapers (272-279)
173-179	not used
180-192	Chemicals and allied products
180	Plastics, synthetics, and resins (282)
181	Drugs (283)
182	Soaps and cosmetics (284)
183-189	not used
190	Paints, varnishes, and related products (285)
191	Agricultural chemicals (287)
192	Industrial and miscellaneous chemicals (281, 286, 289)
193-199	not used
200-201	Petroleum and coal products
200	Petroleum refining (291)
201	Miscellaneous petroleum and coal products (295, 299)
202-209	not used
210-212	Rubber and miscellaneous plastics products
210	Tires and inner tubes (301)
211	Other rubber products, and plastics footwear and belting (302-304, 306)
212	Miscellaneous plastics products (307)
213-219	not used
220-222	Leather and leather products
220	Leather tanning and finishing (311)
221	Footwear, except rubber and plastic (313, 314)
222	Leather products, except footwear (315-317, 319)
223-229	not used
230-391	Durable Goods
230-241	Lumber and wood products, except furniture
230	Logging (241)
231	Sawmills, planing mills, and millwork (242, 243)
232	Wood buildings and mobile homes (245)
233-240	not used
241	Miscellaneous wood products (244, 249)
242	Furniture and fixtures (25)
243-249	not used

<u>Code</u>	<u>Industry</u>
250-262	Stone, clay, glass, and concrete products
250	Glass and glass products (321-323)
251	Cement, concrete, gypsum, and plaster products (324, 327)
252	Structural clay products (325)
253-260	not used
261	Pottery and related products (326)
262	Miscellaneous nonmetallic mineral and stone products (328, 329)
263-269	not used
270-301	Metal industries
270	Blast furnaces, steelworks, rolling and finishing mills (331)
271	Iron and steel foundries (332)
272	Primary aluminum industries (3334, part 334, 3353-3355, 3361)
273-279	not used
280	Other primary metal industries (3331-3333, 3339, part 334, 3351, 3356, 3357, 3362, 3369, 339)
281	Cutlery, handtools, and other hardware (342)
282	Fabricated structural metal products (344)
283-289	not used
290	Screw machine products (345)
291	Metal forgings and stampings (346)
292	Ordnance (348)
293-299	not used
300	Miscellaneous fabricated metal products (341, 343, 347, 349)
301	Not specified metal industries
302-309	not used
310-332	Machinery, except electrical
310	Engines and turbines (351)
311	Farm machinery and equipment (352)
312	Construction and material handling machines (353)
313-319	not used
320	Metalworking machinery (354)
321	Office and accounting machines (357, except 3573)
322	Electronic computing equipment (3573)
323-330	not used
331	Machinery, except electrical, n.e.c. (355, 356, 358, 359)
332	Not specified machinery
333-339	not used
340-350	Electrical machinery, equipment, and supplies
340	Household appliances (363)
341	Radio, T.V., and communication equipment (365, 366)
342	Electrical machinery, equipment, and supplies, n.e.c. (361, 362, 364, 367, 369)
343-349	not used
350	Not specified electrical machinery, equipment, and supplies

<u>Code</u>	<u>Industry</u>
351-370	Transportation equipment
351	Motor vehicles and motor vehicle equipment (371)
352	Aircraft and parts (372)
353-359	not used
360	Ship and boat building and repairing (373)
361	Railroad locomotives and equipment (374)
362	Guided missiles, space vehicles, and parts (376)
363-369	not used
370	Cycles and miscellaneous transportation equipment (375, 379)
371-382	Professional and photographic equipment, and watches
371	Scientific and controlling instruments (381, 382)
372	Optical and health services supplies (383, 384, 385)
373-379	not used
380	Photographic equipment and supplies (386)
381	Watches, clocks, and clockwork operated devices (387)
382	Not specified professional equipment
383-389	not used
390	Toys, amusement, and sporting goods (394)
391	Miscellaneous manufacturing industries (39 except 394)
392	Not specified manufacturing industries <u>1/</u>
393-399	not used
400-472	TRANSPORTATION, COMMUNICATIONS, AND OTHER PUBLIC UTILITIES
400-432	Transportation
400	Railroads (40)
401	Bus service and urban transit (41 except 412)
402	Taxicab service (412)
403-409	not used
410	Trucking service (421, 423)
411	Warehousing and storage (422)
412	U.S. Postal Service (43)
413-419	not used
420	Water transportation (44)
421	Air transportation (45)
422	Pipe lines, except natural gas (46)
423-431	not used
432	Services incidental to transportation (47)
433-439	not used
440-442	Communications
440	Radio and television broadcasting (483)
441	Telephone (wire and radio) (481)
442	Telegraph and miscellaneous communication services (482, 489)
443-459	not used
460-472	Utilities and sanitary services
460	Electric light and power (491)
461	Gas and steam supply systems (492, 496)
462	Electric and gas, and other combinations (493)
463-469	not used

1/ When shown separately, "Not specified manufacturing" is at the same level as "Nondurable goods" and "Durable goods." When not shown, it is tallied with "Durable goods."

CodeIndustry

470 Water supply and irrigation (494, 497)  
471 Sanitary services (495)  
472 Not specified utilities  
473-499 not used  
500-571 WHOLESALE TRADE  
500-532 Durable Goods  
500 Motor vehicles and equipment (501)  
501 Furniture and home furnishings (502)  
502 Lumber and construction materials (503)  
503-509 not used  
510 Sporting goods, toys, and hobby goods (504)  
511 Metals and minerals, except petroleum (505)  
512 Electrical goods (506)  
513-520 not used  
521 Hardware, plumbing and heating supplies (507)  
522 Not specified electrical and hardware products  
523-529 not used  
530 Machinery, equipment, and supplies (508)  
531 Scrap and waste materials (5093)  
532 Miscellaneous wholesale, durable goods (5094, 5099)  
533-539 not used  
540-571 Nondurable Goods  
540 Paper and paper products (511)  
541 Drugs, chemicals, and allied products (512, 516)  
542 Apparel, fabrics, and notions (513)  
543-549 not used  
550 Groceries and related products (514)  
551 Farm products - raw materials (515)  
552 Petroleum products (517)  
553-559 not used  
560 Alcoholic beverages (518)  
561 Farm supplies (5191)  
562 Miscellaneous wholesale, nondurable goods (5194, 5198, 5199)  
563-570 not used  
571 Not specified wholesale trade  
572-579 not used  
  
580-691 RETAIL TRADE  
580 Lumber and building material retailing (521, 523)  
581 Hardware stores (525)  
582 Retail nurseries and garden stores (526)  
583-589 not used  
590 Mobile home dealers (527)  
591 Department stores (531)  
592 Variety stores (533)  
593-599 not used  
600 Miscellaneous general merchandise stores (539)  
601 Grocery stores (541)  
602 Dairy products stores (545)  
603-609 not used  
610 Retail bakeries (546)  
611 Food stores, n.e.c. (542, 543, 544, 549)



<u>Code</u>	<u>Industry</u>
612	Motor vehicle dealers (551, 552)
613-619	not used
620	Auto and home supply stores (553)
621	Gasoline service stations (554)
622	Miscellaneous vehicle dealers (555, 556, 557, 559)
623-629	not used
630	Apparel and accessory stores, except shoe (56, except 566)
631	Shoe stores (566)
632	Furniture and home furnishings stores (571)
633-639	not used
640	Household appliances, TV, and radio stores (572, 573)
641	Eating and drinking places (58)
642	Drug stores (591)
643-649	not used
650	Liquor stores (592)
651	Sporting goods, bicycles, and hobby stores (5941, 5945, 5946)
652	Book and stationery stores (5942, 5943)
653-659	not used
660	Jewelry stores (5944)
661	Sewing, needlework, and piece goods stores (5949)
662	Mail order houses (5961)
663-669	not used
670	Vending machine operators (5962)
671	Direct selling establishments (5963)
672	Fuel and ice dealers (598)
673-680	not used
681	Retail florists (5992)
682	Miscellaneous retail stores (593, 5947, 5948, 5993, 5994, 5999)
683-690	not used
691	Not specified retail trade
692-699	not used
700-712	FINANCE, INSURANCE, AND REAL ESTATE
700	Banking (60)
701	Savings and loan associations (612)
702	Credit agencies, n.e.c. (61, except 612)
703-709	not used
710	Security, commodity brokerage, and investment companies (62, 67)
711	Insurance (63, 64)
712	Real estate, including real estate-insurance-law offices (65, 66)
713-720	not used
721-760	BUSINESS AND REPAIR SERVICES
721	Advertising (731)
722	Services to dwellings and other buildings (734)
723-729	not used
730	Commercial research, development, and testing labs (7391, 7397)
731	Personnel supply services (736)
732	Business management and consulting services (7392)
733-739	not used

<u>Code</u>	<u>Industry</u>
740	Computer and data processing services (737)
741	Detective and protective services (7393)
742	Business services, n.e.c. (732, 733, 735, 7394, 7395, 7396, 7399)
743-749	not used
750	Automotive services, except repair (751, 752, 754)
751	Automotive repair shops (753)
752	Electrical repair shops (762, 7694)
753-759	not used
760	Miscellaneous repair services (763, 764, 7692, 7699)
<b>PERSONAL SERVICES</b>	
761-791	Private households (88)
761	Hotels and motels (701)
762	not used
763-769	Lodging places, except hotels and motels (702, 703, 704)
770	Laundry, cleaning, and garment services (721)
771	Beauty shops (723)
772	not used
773-779	Barber shops (724)
780	Funeral service and crematories (726)
781	Shoe repair shops (725)
782	not used
783-789	Dressmaking shops (part 729)
790	Miscellaneous personal services (722, part 729)
791	not used
792-799	not used
<b>ENTERTAINMENT AND RECREATION SERVICES</b>	
800-802	Theaters and motion pictures (78, 792)
800	Bowling alleys, billiard and pool parlors (793)
801	Miscellaneous entertainment and recreation services (791, 794, 799)
802	not used
803-811	not used
<b>PROFESSIONAL AND RELATED SERVICES</b>	
812-892	Offices of physicians (801, 803)
812	not used
813-819	Offices of dentists (802)
820	Offices of chiropractors (8041)
821	Offices of optometrists (8042)
822	not used
823-829	Offices of health practitioners, n.e.c. (8049)
830	Hospitals (806)
831	Nursing and personal care facilities (805)
832	not used
833-839	Health services, n.e.c. (807, 808, 809)
840	Legal services (81)
841	Elementary and secondary schools (821)
842	not used
843-849	Colleges and universities (822)
850	Business, trade, and vocational schools (824)
851	Libraries (823)
852	not used
853-859	Educational services, n.e.c. (829)
860	

<u>Code</u>	<u>Industry</u>
861	Job training and vocational rehabilitation services (833)
862	Child day care services (835)
863-869	not used
870	Residential care facilities, without nursing (836)
871	Social services, n.e.c. (832, 839)
872	Museums, art galleries, and zoos (84)
873-879	not used
880	Religious organizations (866)
881	Membership organizations (861-865, 869)
882	Engineering, architectural, and surveying services (891)
883-889	not used
890	Accounting, auditing, and bookkeeping services (893)
891	Noncommercial educational and scientific research (892)
892	Miscellaneous professional and related services (899)
893-889	not used
900-932	<b>PUBLIC ADMINISTRATION</b>
900	Executive and legislative offices (911-913)
901	General government, n.e.c. (919)
902-909	not used
910	Justice, public order, and safety (92)
911-920	not used
921	Public finance, taxation, and monetary policy (93)
922	Administration of human resources programs (94)
923-929	not used
930	Administration of environmental quality and housing programs (95)
931	Administration of economic programs (96)
932	National security and international affairs (97)
933-990	not used
991	Assigned to persons whose labor force status is unemployed and whose last job was Armed Forces.

APPENDIX A2

DETAILED INDUSTRY RECODES

(01-46)

<u>DETAILED INDUSTRY</u>	<u>RECODE</u>	<u>INDUSTRY CODE</u>
AGRICULTURE	01	10-21
MINING	02	40-50
CONSTRUCTION	03	60
MANUFACTURING (DURABLE GOODS)		
LUMBER AND WOOD PRODUCTS, EXCEPT FURNITURE	04	230-241
FURNITURE AND FIXTURES	05	242
STONE, CLAY, GLASS, AND CONCRETE PRODUCTS	06	250-262
PRIMARY METALS	07	270-280
FABRICATED METALS	08	281-300
NOT SPECIFIED METAL INDUSTRIES	09	301
MACHINERY, EXCEPT ELECTRICAL	10	310-332
ELECTRICAL MACHINERY, EQUIPMENT, AND SUPPLIES	11	340-350
MOTOR VEHICLES AND EQUIPMENT	12	351
AIRCRAFT AND PARTS	13	352
OTHER TRANSPORTATION EQUIPMENT	14	360-370
PROFESSIONAL AND PHOTOGRAPHIC EQUIPMENT, AND WATCHES	15	371-382
TOYS, AMUSEMENTS, AND SPORTING GOODS	16	390
MISCELLANEOUS AND NOT SPECIFIED MANUFACTURING INDUSTRIES	17	391-392
MANUFACTURING (NONDURABLE GOODS)		
FOOD AND KINDRED PRODUCTS	18	100-122
TOBACCO MANUFACTURES	19	130
TEXTILE MILL PRODUCTS	20	132-150
APPAREL AND OTHER FINISHED TEXTILE PRODUCTS	21	151-152
PAPER AND ALLIED PRODUCTS	22	160-162
PRINTING, PUBLISHING, AND ALLIED INDUSTRIES	23	171-172
CHEMICALS AND ALLIED PRODUCTS	24	180-192
PETROLEUM AND COAL PRODUCTS	25	200-201
RUBBER AND MISCELLANEOUS PLASTICS PRODUCTS	26	210-212
LEATHER AND LEATHER PRODUCTS	27	220-222
TRANSPORTATION	28	400-432
COMMUNICATIONS	29	440-442
UTILITIES AND SANITARY SERVICES	30	460-472
WHOLESALE TRADE	31	500-571
RETAIL TRADE	32	580-691

BANKING AND OTHER FINANCE	33	700-710
INSURANCE AND REAL ESTATE	34	711-712
PRIVATE HOUSEHOLD SERVICES	35	761
BUSSINESS SERVICES	36	721-742
REPAIR SERVICES	37	750-760
PERSONAL SERVICES, EXCEPT PRIVATE HOUSEHOLD	38	762-791
ENTERTAINMENT AND RECREATION SERVICES	39	800-802
HOSPITALS	40	831
HEALTH SERVICES, EXCEPT HOSPITALS	41	812-830 832-840
EDUCATIONAL SERVICES	42	842-860
SOCIAL SERVICES	43	861-871
OTHER PROFESSIONAL SERVICES	44	841 872-892
FORESTRY AND FISHERIES	45	30-31
PUBLIC ADMINISTRATION	46	900-932

## APPENDIX A3

## MAJOR INDUSTRY RECODES

(01-14)

<u>MAJOR INDUSTRY</u>	<u>RECODE</u>	<u>INDUSTRY CODE</u>
AGRICULTURE, FORESTRY, AND FISHERIES	01	10-31
MINING	02	40-50
CONSTRUCTION	03	60
MANUFACTURING		
DURABLE GOODS	04	230-392
NONDURABLE GOODS	05	100-222
TRANSPORTATION, COMMUNICATIONS, AND OTHER PUBLIC UTILITIES	06	400-472
WHOLESALE TRADE	07	500-571
RETAIL TRADE	08	580-691
FINANCE, INSURANCE, AND REAL ESTATE	09	700-712
BUSINESS AND REPAIR SERVICES	10	721-760
PERSONAL SERVICES INCLUDING PRIVATE HOUSEHOLDS	11	761-791
ENTERTAINMENT AND RECREATION SERVICES	12	800-802
PROFESSIONAL AND RELATED SERVICES	13	812-892
PUBLIC ADMINISTRATION	14	900-932



APPENDIX B1

OCCUPATIONAL CLASSIFICATION CODES FOR DETAILED OCCUPATIONAL CATEGORIES

(Numbers in parentheses are the 1980 SOC code equivalent; see U.S. Department of Commerce, Office of Federal Statistical Policy and Standards, Standard Occupational Classification Manual, 1980. "Pt" means part; "n.e.c." means not elsewhere classified.)

<u>Code</u>	<u>Occupation</u>
0-2	not used
3-199	MANAGERIAL AND PROFESSIONAL SPECIALTY OCCUPATIONS
3-37	Executive, Administrative, and Managerial Occupations
3	Legislators (111)
4	Chief executives and general administrators, public administration (112)
5	Administrators and officials, public administration (1132-1139)
6	Administrators, protective services (1131)
7	Financial managers (122)
8	Personnel and labor relations managers (123)
9	Purchasing managers (124)
10-12	not used
13	Managers, marketing, advertising, and public relations (125)
14	Administrators, education and related fields (128)
15	Managers, medicine and health (131)
16	Managers, properties and real estate (1353)
17	Postmasters and mail superintendents (1344)
18	Funeral directors (pt 1359)
19	Managers and administrators, n.e.c. (121, 126, 127, 132-139, exc. 1344, 1353, pt 1359)
20-22	not used
23-37	Management Related Occupations
23	Accountants and auditors (1412)
24	Underwriters (1414)
25	Other financial officers (1415, 1419)
26	Management analysts (142)
27	Personnel, training, and labor relations specialists (143)
28	Purchasing agents and buyers, farm products (1443)
29	Buyers, wholesale and retail trade except farm products (1442)
30-32	not used
33	Purchasing agents and buyers, n.e.c. (1449)
34	Business and promotion agents (145)
35	Construction inspectors (1472)
36	Inspectors and compliance officers, exc. construction (1473)
37	Management related occupations, n.e.c. (149)
38-42	not used



<u>Code</u>	<u>Occupation</u>
43-199	Professional Specialty Occupations
43-63	Engineers, Architects, and Surveyors
43	Architects (161)
44-59	Engineers
44	Aerospace (1622)
45	Metallurgical and materials (1623)
46	Mining (1624)
47	Petroleum (1625)
48	Chemical (1626)
49	Nuclear (1627)
50-52	not used
53	Civil (1628)
54	Agricultural (1632)
55	Electrical and electronic (1633, 1636)
56	Industrial (1634)
57	Mechanical (1635)
58	Marine and naval architects (1637)
59	Engineers, n.e.c. (1639)
60-62	not used
63	Surveyors and mapping scientists (164)
64-68	Mathematical and Computer Scientists
64	Computer systems analysts and scientists (171)
65	Operations and systems researchers and analysts (172)
66	Actuaries (1732)
67	Statisticians (1733)
68	Mathematical scientists, n.e.c. (1739)
69-83	Natural Scientists
69	Physicists and astronomers (1842, 1843)
70-72	not used
73	Chemists, except biochemists (1845)
74	Atmospheric and space scientists (1846)
75	Geologists and geodeists (1847)
76	Physical scientists, n.e.c. (1849)
77	Agricultural and food scientists (1853)
78	Biological and life scientists (1854)
79	Forestry and conservation scientists (1852)
80-82	not used
83	Medical scientists (1855)
84-89	Health Diagnosing Occupations
84	Physicians (261)
85	Dentists (262)
86	Veterinarians (27)
87	Optometrists (281)
88	Podiatrists (283)
89	Health diagnosing practitioners, n.e.c. (289)
90-94	not used
95-106	Health Assessment and Treating Occupations
95	Registered nurses (29)
96	Pharmacists (301)
97	Dietitians (302)
98-105	Therapists
98	Inhalation therapists (3031)
99	Occupational therapists (3032)

<u>Code</u>	<u>Occupation</u>
100-102	not used
103	Physical therapists (3033)
104	Speech therapists (3034)
105	Therapists, n.e.c. (3039)
106	Physicians' assistants (304)
107-112	not used
113-154	Teachers, Postsecondary
113	Earth, environmental, and marine science teachers (2212)
114	Biological science teachers (2213)
115	Chemistry teachers (2214)
116	Physics teachers (2215)
117	Natural science teachers, n.e.c. (2216)
118	Psychology teachers (2217)
119	Economics teachers (2218)
120-122	not used
123	History teachers (2222)
124	Political science teachers (2223)
125	Sociology teachers (2224)
126	Social science teachers, n.e.c. (2225)
127	Engineering teachers (2226)
128	Mathematical science teachers (2227)
129	Computer science teachers (2228)
130-132	not used
133	Medical science teachers (2231)
134	Health specialties teachers (2232)
135	Business, commerce, and marketing teachers (2233)
136	Agriculture and forestry teachers (2234)
137	Art, drama, and music teachers (2235)
138	Physical education teachers (2236)
139	Education teachers (2237)
140-142	not used
143	English teachers (2238)
144	Foreign language teachers (2242)
145	Law teachers (2243)
146	Social work teachers (2244)
147	Theology teachers (2245)
148	Trade and industrial teachers (2246)
149	Home economics teachers (2247)
150-152	not used
153	Teachers, postsecondary, n.e.c. (2249)
154	Postsecondary teachers, subject not specified
155-159	Teachers, Except Postsecondary
155	Teachers, prekindergarten and kindergarten (231)
156	Teachers, elementary school (232)
157	Teachers, secondary school (233)
158	Teachers, special education (235)
159	Teachers, n.e.c. (236, 239)
160-162	not used

<u>Code</u>	<u>Occupation</u>
163	Counselors, educational and vocational (24)
164-165	Librarians, Archivists, and Curators
164	Librarians (251)
165	Archivists and curators (252)
166-173	Social Scientists and Urban Planners
166	Economists (1912)
167	Psychologists (1915)
168	Sociologists (1916)
169	Social scientists, n.e.c. (1913, 1914, 1919)
170-172	not used
173	Urban planners (192)
174-177	Social, Recreation, and Religious Workers
174	Social workers (2032)
175	Recreation workers (2033)
176	Clergy (2042)
177	Religious workers, n.e.c. (2049)
178-179	Lawyers and Judges
178	Lawyers (211)
179	Judges (212)
180-182	not used
183-199	Writers, Artists, Entertainers, and Athletes
183	Authors (321)
184	Technical writers (398)
185	Designers (322)
186	Musicians and composers (323)
187	Actors and directors (324)
188	Painters, sculptors, craft-artists, and artist print-makers (325)
189	Photographers (326)
190-192	not used
193	Dancers (327)
194	Artists, performers, and related workers, n.e.c. (328, 329)
195	Editors and reporters (331)
196	not used
197	Public relations specialists (332)
198	Announcers (333)
199	Athletes (34)
200-202	not used
203-389	<b>TECHNICAL, SALES, AND ADMINISTRATIVE SUPPORT OCCUPATIONS</b>
203-235	Technicians and Related Support Occupations
203-208	Health Technologists and Technicians
203	Clinical laboratory technologists and technicians (362)
204	Dental hygienists (363)
205	Health record technologists and technicians (364)
206	Radiologic technicians (365)
207	Licensed practical nurses (366)
208	Health Technologists and technicians, n.e.c. (369)

<u>Code</u>	<u>Occupation</u>
209-212	not used
213-235	Technologists and Technicians, Except Health
213-218	Engineering and Related Technologists and Technicians
213	Electrical and electronic technicians (3711)
214	Industrial engineering technicians (3712)
215	Mechanical engineering technicians (3713)
216	Engineering technicians, n.e.c. (3719)
217	Drafting occupations (372)
218	Surveying and mapping technicians (373)
219-222	not used
223-225	Science Technicians
223	Biological technicians (382)
224	Chemical technicians (3831)
225	Science technicians, n.e.c. (3832, 3833, 384, 389)
226-235	Technicians; Except Health, Engineering, and Science
226	Airplane pilots and navigators (825)
227	Air traffic controllers (392)
228	Broadcast equipment operators (393)
229	Computer programmers (3971, 3972)
230-232	not used
233	Tool programmers, numerical control (3974)
234	Legal assistants (396)
235	Technicians, n.e.c. (399)
236-242	not used
243-285	Sales Occupations
243	Supervisors and proprietors, sales occupations (40)
244-252	not used
253-257	Sales Representatives, Finance and Business Services
253	Insurance sales occupations (4122)
254	Real estate sales occupations (4123)
255	Securities and financial services sales occupations (4124)
256	Advertising and related sales occupations (4153)
257	Sales occupations, other business services (4152)
258-259	Sales Representatives, Commodities Except Retail
258	Sales engineers (421)
259	Sales representatives, mining, manufacturing, and wholesale (423, 424)
260-262	not used
263-278	Sales Workers, Retail and Personal Services
263	Sales workers, motor vehicles and boats (4342, 4344)
264	Sales workers, apparel (4346)
265	Sales workers, shoes (4351)
266	Sales workers, furniture and home furnishings (4348)
267	Sales workers; radio, TV, hi-fi, and appliances (4343, 4352)
268	Sales workers, hardware and building supplies (4353)
269	Sales workers, parts (4367)
270-273	not used
274	Sales workers, other commodities (4345, 4347, 4354, 4356, 4359, 4362, 4369)

<u>Code</u>	<u>Occupation</u>
275	Sales counter clerks (4363)
276	Cashiers (4364)
277	Street and door-to-door sales workers (4366)
278	News vendors (4365)
279-282	not used
283-285	Sales Related Occupations
283	Demonstrators, promoters and models, sales (445)
284	Auctioneers (447)
285	Sales support occupations, n.e.c. (444, 446, 449)
286-302	not used
303-389	Administrative Support Occupations, Including Clerical
303-307	Supervisors, Administrative Support Occupations
303	Supervisors, general office (4511, 4513, 4514, 4516, 4519, 4529)
304	Supervisors, computer equipment operators (4512)
305	Supervisors, financial records processing (4521)
306	Chief communications operators (4523)
307	Supervisors; distribution, scheduling, and adjusting clerks (4522, 4524-4528)
308-309	Computer Equipment Operators
308	Computer operators (4612)
309	Peripheral equipment operators (4613)
310-312	not used
313-315	Secretaries, Stenographers and Typists
313	Secretaries (4622)
314	Stenographers (4623)
315	Typists (4624)
316-323	Information Clerks
316	Interviewers (4642)
317	Hotel clerks (4643)
318	Transportation ticket and reservation agents (4644)
319	Receptionists (4645)
320-322	not used
323	Information clerks, n.e.c. (4649)
324	not used
325-336	Records Processing Occupations, Except Financial
325	Classified-ad clerks (4662)
326	Correspondence clerks (4663)
327	Order clerks (4664)
328	Personnel clerks, except payroll and timekeeping (4692)
329	Library clerks (4694)
330-334	not used
335	File clerks (4696)
336	Records clerks (4699)
337-344	Financial Records Processing Occupations
337	Bookkeepers, accounting, and auditing clerks (4712)
338	Payroll and timekeeping clerks (4713)
339	Billing clerks (4715)
340-342	not used

<u>Code</u>	<u>Occupation</u>
343	Cost and rate clerks (4716)
344	Billing, posting, and calculating machine operators (4718)
345-347	Duplicating, Mail and Other Office Machine Operators
345	Duplicating machine operators (4722)
346	Mail preparing and paper handling machine operators (4723)
347	Office machine operators, n.e.c. (4729)
348-353	Communications Equipment Operators
348	Telephone operators (4732)
349	Telegraphers (4733)
350-352	not used
353	Communications equipment operators, n.e.c. (4739)
354-357	Mail and Message Distributing Occupations
354	Postal clerks, exc. mail carriers (4742)
355	Mail carriers, postal service (4743)
356	Mail clerks, exc. postal service (4744)
357	Messengers (4745)
358	not used
359-374	Material Recording, Scheduling, and Distributing Clerks, n.e.c.
359	Dispatchers (4751)
360-362	not used
363	Production coordinators (4752)
364	Traffic, shipping, and receiving clerks (4753)
365	Stock and inventory clerks (4754)
366	Meter readers (4755)
367	not used
368	Weighers, measurers, and checkers (4756)
369	Samplers (4757)
370-372	not used
373	Expeditors (4758)
374	Material recording, scheduling, and distributing clerks, n.e.c. (4759)
375-378	Adjusters and Investigators
375	Insurance adjusters, examiners, and investigators (4782)
376	Investigators and adjusters, except insurance (4783)
377	Eligibility clerks, social welfare (4784)
378	Bill and account collectors (4786)
379-389	Miscellaneous Administrative Support Occupations
379	General office clerks (463)
380-382	not used
383	Bank tellers (4791)
384	Proofreaders (4792)
385	Data-entry keyers (4793)
386	Statistical clerks (4794)
387	Teachers aides (4795)
388	not used
389	Administrative support occupations, n.e.c. (4787, 4799)
390-402	not used

<u>Code</u>	<u>Occupation</u>
403-469	SERVICE OCCUPATIONS
403-407	Private Household Occupations
403	Launderers and ironers (503)
404	Cooks, private household (504)
405	Housekeepers and butlers (505)
406	Child care workers, private household (506)
407	Private household cleaners and servants (502, 507, 509)
408-412	not used
413-427	Protective Service Occupations
413-415	Supervisors, Protective Service Occupations
413	Supervisors, firefighting and fire prevention occupations (5111)
414	Supervisors, police and detectives (5112)
415	Supervisors, guards (5113)
416-417	Firefighting and Fire Prevention Occupations
416	Fire inspection and fire prevention occupations (5122)
417	Firefighting occupations (5123)
418-424	Police and Detectives
418	Police and detectives, public service (5132)
419-422	not used
423	Sheriffs, bailiffs, and other law enforcement officers (5134)
424	Correctional institution officers (5133)
425-427	Guards
425	Crossing guards (5142)
426	Guards and police, exc. public service (5144)
427	Protective service occupations, n.e.c. (5149)
428-432	not used
433-469	Service Occupations, Except Protective and Household
433-444	Food Preparation and Service Occupations
433	Supervisors, food preparation and service occupations (5211)
434	Bartenders (5212)
435	Waiters and waitresses (5213)
436	Cooks, except short order (5214)
437	Short-order cooks (5215)
438	Food counter, fountain and related occupations (5216)
439	Kitchen workers, food preparation (5217)
440-442	not used
443	Waiters'/waitresses' assistants (5218)
444	Miscellaneous food preparation occupations (5219)
445-447	Health Service Occupations
445	Dental assistants (5232)
446	Health aides, except nursing (5233)
447	Nursing aides, orderlies, and attendants (5236)
448-455	Cleaning and Building Service Occupations, except Household
448	Supervisors, cleaning and building service workers (5241)
449	Maids and housemen (5242, 5249)
450-452	not used
453	Janitors and cleaners (5244)
454	Elevator operators (5245)
455	Pest control occupations (5246)

<u>Code</u>	<u>Occupation</u>
456-469	Personal Service Occupations
456	Supervisors, personal service occupations (5251)
457	Barbers (5252)
458	Hairdressers and cosmetologists (5253)
459	Attendants, amusement and recreation facilities (5254)
460-462	not used
463	Guides (5255)
464	Ushers (5256)
465	Public transportation attendants (5257)
466	Baggage porters and bellhops (5262)
467	Welfare service aides (5263)
468	Child care workers, except private household (5264)
469	Personal service occupations, n.e.c. (5258, 5269)
470-472	not used
473-499	FARMING, FORESTRY, AND FISHING OCCUPATIONS
473-476	Farm Operators and Managers
473	Farmers, except horticultural (5512-5514)
474	Horticultural specialty farmers (5515)
475	Managers, farms, except horticultural (5522-5524)
476	Managers, horticultural specialty farms (5525)
477-489	Other Agricultural and Related Occupations
477-484	Farm Occupations, Except Managerial
477	Supervisors, farm workers (5611)
478	not used
479	Farm workers (5612-5617)
480-482	not used
483	Marine life cultivation workers (5618)
484	Nursery workers (5619)
485-489	Related Agricultural Occupations
485	Supervisors, related agricultural occupations (5621)
486	Groundskeepers and gardeners, except farm (5622)
487	Animal caretakers, except farm (5624)
488	Graders and sorters, agricultural products (5625)
489	Inspectors, agricultural products (5627)
490-493	not used
494-496	Forestry and Logging Occupations
494	Supervisors, forestry and logging workers (571)
495	Forestry workers, except logging (572)
496	Timber cutting and logging occupations (573, 579)
497-499	Fishers, Hunters, and Trappers
497	Captains and other officers, fishing vessels (pt 8241)
498	Fishers (583)
499	Hunters and trappers (584)
500-502	not used



<u>Code</u>	<u>Occupation</u>
503-699	PRECISION PRODUCTION, CRAFT, AND REPAIR OCCUPATIONS
503-549	Mechanics and Repairers
503	Supervisors, mechanics and repairers (60)
504	not used
505-549	Mechanics and Repairers, Except Supervisors
505-517	Vehicle and Mobile Equipment Mechanics and Repairers
505	Automobile mechanics (pt 6111)
506	Automobile mechanic apprentices (pt 6111)
507	Bus, truck, and stationary engine mechanics (6112)
508	Aircraft engine mechanics (6113)
509	Small engine repairers (6114)
510-513	not used
514	Automobile body and related repairers (6115)
515	Aircraft mechanics, exc. engine (6116)
516	Heavy equipment mechanics (6117)
517	Farm equipment mechanics (6118)
518	Industrial machinery repairers (613)
519	Machinery maintenance occupations (614)
520-522	not used
523-533	Electrical and Electronic Equipment Repairers
523	Electronic repairers, communications and industrial equipment (6151, 6153, 6155)
524	not used
525	Data processing equipment repairers (6154)
526	Household appliance and power tool repairers (6156)
527	Telephone line installers and repairers (6157)
528	not used
529	Telephone installers and repairers (6158)
530-532	not used
533	Miscellaneous electrical and electronic equipment repairers (6152, 6159)
534	Heating, air conditioning, and refrigeration mechanics (616)
535-549	Miscellaneous Mechanics and Repairers
535	Camera, watch, and musical instrument repairers (6171, 6172)
536	Locksmiths and safe repairers (6173)
537	not used
538	Office machine repairers (6174)
539	Mechanical controls and valve repairers (6175)
540-542	not used
543	Elevator installers and repairers (6176)
544	Millwrights (6178)
545-546	not used
547	Specified mechanics and repairers, n.e.c. (6177, 6179)
548	not used
549	Not specified mechanics and repairers
550-552	not used
553-599	Construction Trades
553-558	Supervisors, construction occupations
553	Supervisors; brickmasons, stonemasons, and tile setters (6312)
554	Supervisors, carpenters and related workers (6313)
555	Supervisors, electricians and power transmission installers (6134)
556	Supervisors; painters, paperhangers, and plasterers (6315)

<u>Code</u>	<u>Occupation</u>
557	Supervisors; plumbers, pipefitters, and steamfitters (6316)
558	Supervisors, n.e.c. (6311, 6318)
559-562	not used
563-599	Construction Trades, Except Supervisors
563	Brickmasons and stonemasons (pt 6412, pt 6413)
564	Brickmason and stonemason apprentices (pt 6412, pt 6413)
565	Tile setters, hard and soft (6414, pt 6462)
566	Carpet installers (pt 6462)
567	Carpenters (pt 6422)
568	not used
569	Carpenter apprentices (pt 6422)
570-572	not used
573	Drywall installers (6424)
574	not used
575	Electricians (pt 6432)
576	Electrician apprentices (pt 6432)
577	Electrical power installers and repairers (6433)
578	not used
579	Painters, construction and maintenance (6442)
580-582	not used
583	Paperhangers (6443)
584	Plasterers (6444)
585	Plumbers, pipefitters, and steamfitters (pt 645)
586	not used
587	Plumber, pipefitter, and steamfitter apprentices (pt 645)
588	Concrete and terrazzo finishers (6463)
589	Glaziers (6464)
590-592	not used
593	Insulation workers (6465)
594	Paving, surfacing, and tamping equipment operators (6466)
595	Roofers (6468)
596	Sheetmetal duct installers (6472)
597	Structural metal workers (6473)
598	Drillers, earth (6474)
599	Construction trades, n.e.c. (6467, 6475, 6476, 6479)
600-612	not used
613-617	Extractive Occupations
613	Supervisors, extractive occupations (632)
614	Drillers, oil well (652)
615	Explosives workers (653)
616	Mining machine operators (654)
617	Mining occupations, n.e.c. (656)
618-632	not used
633-699	Precision Production Occupations
633	Supervisors, production occupations (67, 71)
634-655	Precision Metal Working Occupations
634	Tool and die makers (pt 6811)
635	Tool and die maker apprentices (pt 6811)
636	Precision assemblers, metal (6812)
637	Machinists (pt 6813)

<u>Code</u>	<u>Occupation</u>
638	not used
639	Machinist apprentices (pt 6813)
640-642	not used
643	Boilermakers (6814)
644	Precision grinders, filers, and tool sharpeners (6816)
645	Pattermakers and model makers, metal (6817)
646	Lay-out workers (6821)
647	Precious stones and metals workers (jewelers) (6822, 6866)
648	not used
649	Engravers, metal (6823)
650-652	not used
653	Sheet metal workers (pt 6824)
654	Sheet metal worker apprentices (pt 6824)
655	Miscellaneous precision metal workers (6829)
656-659	Precision Woodworking Occupations
656	Pattermakers and model makers, wood (6831)
657	Cabinet makers and bench carpenters (6832)
658	Furniture and wood finishers (6835)
659	Miscellaneous precision woodworkers (6839)
660-665	not used
666-674	Precision Textile, Apparel, and Furnishings Machine Workers
666	Dressmakers (pt 6852, pt 7752)
667	Tailors (pt 6852)
668	Upholsterers (6853)
669	Shoe repairers (6854)
670-672	not used
673	Apparel and fabric pattermakers (6856)
674	Miscellaneous precision apparel and fabric workers (6859, pt 7752)
675-684	Precision Workers, Assorted Materials
675	Hand molders and shapers, except jewelers (6861)
676	Pattermakers, lay-out workers, and cutters (6862)
677	Optical goods workers (6864, pt 7477, pt 7677)
678	Dental laboratory and medical appliance technicians (6865)
679	Bookbinders (6844)
680-682	not used
683	Electrical and electronic equipment assemblers (6867)
684	Miscellaneous precision workers, n.e.c. (6869)
685	not used
686-688	Precision Food Production Occupations
686	Butchers and meat cutters (6871)
687	Bakers (6872)
688	Food batchmakers (6873, 6879)
689-693	Precision Inspectors, Testers, and Related Workers
689	Inspectors, testers, and graders (6881, 828)
690-692	not used
693	Adjusters and calibrators (6882)
694-699	Plant and System Operators
694	Water and sewage treatment plant operators (691)
695	Power plant operators (pt 693)
696	Stationary engineers (pt 693, 7668)
697-698	not used
699	Miscellaneous plant and system operators (692, 694, 695, 696)
700-702	not used

<u>Code</u>	<u>Occupation</u>
703-889	OPERATORS, FABRICATORS, AND LABORERS
703-799	Machine Operators, Assemblers, and Inspectors
703-779	Machine Operators and Tenders, except Precision
703-715	Metalworking and Plastic Working Machine Operators
703	Lathe and turning machine set-up operators (7312)
704	Lathe and turning machine operators (7512)
705	Milling and planing machine operators (7313, 7513)
706	Punching and stamping press machine operators (7314, 7317, 7514, 7517)
707	Rolling machine operators (7316, 7516)
708	Drilling and boring machine operators (7318, 7518)
709	Grinding, abrading, buffing, and polishing machine operators (7322, 7324, 7522)
710-712	not used
713	Forging machine operators (7319, 7519)
714	Numerical control machine operators (7326)
715	Miscellaneous metal, plastic, stone, and glass working machine operators (7329, 7529)
716	not used
717	Fabricating machine operators, n.e.c. (7339, 7539)
718	not used
719-725	Metal and Plastic Processing Machine Operators
719	Molding and casting machine operators (7315, 7342, 7515, 7542)
720-722	not used
723	Metal plating machine operators (7343, 7543)
724	Heat treating equipment operators (7344, 7544)
725	Miscellaneous metal and plastic processing machine operators (7349, 7549)
726-733	Woodworking Machine Operators
726	Wood lathe, routing, and planing machine operators (7431, 7432, 7631, 7632)
727	Sawing machine operators (7433, 7633)
728	Shaping and joining machine operators (7435, 7635)
729	Nail and tacking machine operators (7636)
730-732	not used
733	Miscellaneous woodworking machine operators (7434, 7439, 7634, 7639)
734-737	Printing Machine Operators
734	Printing machine operators (7443, 7643)
735	Photoengravers and lithographers (6842, 7444, 7644)
736	Typesetters and compositors (6841, 7642)
737	Miscellaneous printing machine operators (6849, 7449, 7649)
738-749	Textile, Apparel, and Furnishings Machine Operators
738	Winding and twisting machine operators (7451, 7651)
739	Knitting, looping, taping, and weaving machine operators (7452, 7652)
740-742	not used
743	Textile cutting machine operators (7654)
744	Textile sewing machine operators (7655)
745	Shoe machine operators (7656)
746	not used
747	Pressing machine operators (7657)

<u>Code</u>	<u>Occupation</u>
748	Laundering and dry cleaning machine operators (6855, 7658)
749	Miscellaneous textile machine operators (7459, 7659)
750-752	not used
753-779	Machine Operators, Assorted Materials
753	Cementing and gluing machine operators (7661)
754	Packaging and filling machine operators (7462, 7662)
755	Extruding and forming machine operators (7463, 7663)
756	Mixing and blending machine operators (7664)
757	Separating, filtering, and clarifying machine operators (7476, 7666, 7676)
758	Compressing and compacting machine operators (7467, 7667)
759	Painting and paint spraying machine operators (7669)
760-762	not used
763	Roasting and baking machine operators, food (7472, 7672)
764	Washing, cleaning, and pickling machine operators (7673)
765	Folding machine operators (7474, 7674)
766	Furnace, kiln, and oven operators, exc. food (7675)
767	not used
768	Grushing and grinding machine operators (pt 7477, pt 7677)
769	Slicing and cutting machine operators (7478, 7678)
770-772	not used
773	Motion picture projectionists (pt 7479)
774	Photographic process machine operators (6863, 6868, 7671)
775-776	not used
777	Miscellaneous machine operators, n.e.c. (pt 7479, 7665, 7679)
778	not used
779	Machine operators, not specified
780-782	not used
783-795	Fabricators, Assemblers, and Hand Working Occupations
783	Welders and cutters (7332, 7532, 7714)
784	Solderers and brazers (7333, 7533, 7717)
785	Assemblers (772, 774)
786	Hand cutting and trimming occupations (7753)
787	Hand molding, casting, and forming occupations (7754, 7755)
788	not used
789	Hand painting, coating, and decorating occupations (7756)
790-792	not used
793	Hand engraving and printing occupations (7757)
794	Hand grinding and polishing occupations (7758)
795	Miscellaneous hand working occupations (7759)
796-799	Production Inspectors, Testers, Samplers, and Weighers
796	Production inspectors, checkers, and examiners (782, 787)
797	Production testers (783)
798	Production samplers and weighers (784)
799	Graders and sorters, exc. agricultural (785)
800-802	not used
803-859	Transportation and Material Moving Occupations
803-814	Motor Vehicle Operators
803	Supervisors, motor vehicle operators (8111)
804	Truck drivers, heavy (8212, 8213)
805	Truck drivers, light (8214)

<u>Code</u>	<u>Occupation</u>
806	Driver-sales workers (8218)
807	not used
808	Bus drivers (8215)
809	Taxicab drivers and chauffeurs (8216)
810-812	not used
813	Parking lot attendants (874)
814	Motor transportation occupations, n.e.c. (8219)
815-822	not used
823-834	Transportation Occupations, Except Motor Vehicles
823-826	Rail Transportation Occupations
823	Railroad conductors and yardmasters (8113)
824	Locomotive operating occupations (8232)
825	Railroad brake, signal, and switch operators (8233)
826	Rail vehicle operators, n.e.c. (8239)
827	not used
828-834	Water Transportation Occupations
828	Ship captains and mates, except fishing boats (pt 8241, 8242)
829	Sailors and deckhands (8243)
830-832	not used
833	Marine engineers (8244)
834	Bridge, lock, and lighthouse tenders (8245)
835-842	not used
843-859	Material Moving Equipment Operators
843	Supervisors, material moving equipment operators (812)
844	Operating engineers (8312)
845	Longshore equipment operators (8313)
846-847	not used
848	Hoist and winch operators (8314)
849	Crane and tower operators (8315)
850-852	not used
853	Excavating and loading machine operators (8316)
854	not used
855	Grader, dozer, and scraper operators (8317)
856	Industrial truck and tractor equipment operators (8318)
857-858	not used
859	Miscellaneous material moving equipment operators (8319)
860-862	not used
863-889	Handlers, Equipment Cleaners, Helpers, and Laborers
863	Supervisors, handlers, equipment cleaners, and laborers, n.e.c. (85)
864	Helpers, mechanics and repairers (863)
865-867	Helpers, Construction and Extractive Occupations
865	Helpers, construction trades (8641-8645, 8648)
866	Helpers, surveyor (8646)
867	Helpers, extractive occupations (865)
868	not used
869	Construction laborers (871)
870-872	not used
873	Production helpers (861, 862)
874	not used

<u>Code</u>	<u>Occupation</u>
875-883	Freight, Stock, and Material Handlers
875	Garbage collectors (8722)
876	Stevedores (8723)
877	Stock handlers and baggers (8724)
878	Machine feeders and offbearers (8725)
879-882	not used
883	Freight, stock, and material handlers, n.e.c. (8726)
884	not used
885	Garage and service station related occupation (873)
886	not used
887	Vehicle washers and equipment cleaners (875)
888	Hand packers and packagers (8761)
889	Laborers, except construction (8769)
890-904	not used
905	Assigned to persons whose labor force status is unemployed and whose last job was Armed Forces.

## APPENDIX B2

## DETAILED OCCUPATION RECODES

(01-52)

<u>DETAILED OCCUPATION</u>	<u>RECODE</u>	<u>OCCUPATION CODE</u>
ADMINISTRATORS AND OFFICIALS, PUBLIC ADMINISTRATION	01	3-6
MANAGERS AND ADMINISTRATORS, EXCEPT PUBLIC ADMINISTRATION	02	7-19
SALARIED	03	
SELF-EMPLOYED	04	
MANAGEMENT RELATED OCCUPATIONS	05	24-37
ACCOUNTANTS AND AUDITORS	06	23
ENGINEERS, ARCHITECTS, AND SURVEYORS	07	43-63
ENGINEERS	08	44-59
NATURAL SCIENTISTS AND MATHEMATICIANS	09	65-83
COMPUTER SYSTEMS ANALYSTS AND SCIENTISTS	10	64
HEALTH DIAGNOSING OCCUPATIONS	11	86-89
PHYSICIANS AND DENTISTS	12	84-85
HEALTH ASSESSMENT AND TREATING OCCUPATIONS	13	95-106
TEACHERS, LIBRARIANS, AND COUNSELORS	14	113-154 163-165
TEACHERS, EXCEPT POSTSECONDARY	15	155-159
OTHER PROFESSIONAL SPECIALTY OCCUPATIONS	16	166-199
HEALTH TECHNOLOGISTS AND TECHNICIANS	17	203-208
ENGINEERING AND SCIENCE TECHNICIANS	18	213-225
TECHNICIANS, EXCEPT HEALTH, ENGINEERING, AND SCIENCE	19	226-235
SUPERVISORS AND PROPRIETORS, SALES OCCUPATIONS	20	243
SALES REPRESENTATIVES, COMMODITIES AND FINANCE	21	253-259



OTHER SALES OCCUPATIONS	22	263-285
COMPUTER EQUIPMENT OPERATORS	23	308-309
SECRETARIES, STENOGRAPHERS, AND TYPISTS	24	313-315
FINANCIAL RECORDS PROCESSING OCCUPATIONS	25	337-344
OTHER ADMINISTRATIVE SUPPORT OCCUPATIONS, INCLUDING CLERICAL	26	303-389
PRIVATE HOUSEHOLD SERVICE OCCUPATIONS	27	403-407
PROTECTIVE SERVICE OCCUPATIONS	28	413-427
FOOD SERVICE OCCUPATIONS	29	433-444
HEALTH SERVICE OCCUPATIONS	30	445-447
CLEANING AND BUILDING SERVICE OCCUPATIONS	31	448-455
PERSONAL SERVICE OCCUPATIONS	32	456-469
FARM OPERATORS AND MANAGERS	33	473-476
FARM OCCUPATIONS, EXCEPT MANAGERIAL	34	477-484
RELATED AGRICULTURAL OCCUPATIONS	35	485-489
FORESTRY AND FISHING OCCUPATIONS	36	494-499
MECHANICS AND REPAIRERS	37	503-549
CONSTRUCTION TRADES AND EXTRACTIVE OCCUPATIONS	38	553-617
CARPENTERS	39	567-569
SUPERVISORS, PRODUCTION OCCUPATIONS	40	633
PRECISION METAL WORKING OCCUPATIONS	41	634-655
OTHER PRECISION PRODUCTION OCCUPATIONS	42	656-699
MACHINE OPERATORS AND TENDERS, EXCEPT PRECISION	43	703-779
FABRICATORS, ASSEMBLERS, AND HAND WORKING OCCUPATIONS	44	783-795
PRODUCTION INSPECTORS, TESTERS, SAMPLERS, AND WEIGHERS	45	796-799
TRANSPORTATION OCCUPATIONS	46	803-834

MATERIAL MOVING EQUIPMENT OPERATORS	47	843-859
CONSTRUCTION LABORERS	48	869
FREIGHT, STOCK, AND MATERIAL HANDLERS	49	875-883
OTHER SPECIFIED HANDLERS, EQUIPMENT CLEANERS, AND HELPERS	50	863-888
LABORERS, EXCEPT CONSTRUCTION	51	889
ARMED FORCES, CURRENTLY CIVILIAN	52	905



APPENDIX B3

MAJOR OCCUPATION GROUP RECODES

(01-14)

<u>OCCUPATION GROUP</u>	<u>RECODE</u>	<u>OCCUPATION CODE</u>
EXECUTIVE, ADMINISTRATIVE, AND MANAGERIAL OCCUPATIONS	01	3-37
PROFESSIONAL SPECIALTY OCCUPATIONS	02	43-199
TECHNICIANS AND RELATED SUPPORT OCCUPATIONS	03	203-389
SALES OCCUPATIONS	04	243-285
ADMINISTRATIVE SUPPORT OCCUPATIONS, INCLUDING CLERICAL	05	303-389
PRIVATE HOUSEHOLD SERVICE OCCUPATIONS	06	403-407
PROTECTIVE SERVICE OCCUPATIONS	07	413-427
SERVICE OCCUPATIONS, EXCEPT PROTECTIVE AND HOUSEHOLD	08	433-469
FARMING, FORESTRY, AND FISHING OCCUPATIONS	09	473-499
PRECISION PRODUCTION, CRAFT, AND REPAIR OCCUPATIONS	10	503-699
MACHINE OPERATORS, ASSEMBLERS, AND INSPECTORS	11	703-799
TRANSPORTATION AND MATERIAL MOVING EQUIPMENT OCCUPATIONS	12	803-859
HANDLERS, EQUIPMENT CLEANERS, HELPERS, AND LABORERS	13	863-889
ARMED FORCES, CURRENTLY CIVILIAN	14	905

APPENDIX C

Selected Tables from the Current Population  
Survey, March 1985

- Table 1 - Population by Age, Race, Sex, Origin, and Population Status
- Table 2 - Population by Race, Sex, Origin, and Relationship to Householder
- Table 3 - Weighted and Unweighted Counts
- Table 4 - Persons 15+ Years Old by Race, Sex, and Type of Income
- Table 5 - Families and Unrelated Individuals 15+ by Race and Sex of Householder and Type of Income
- Table 6 - Household and Family Units by Race and Origin
- Table 7 - Persons 15 Years and Over by Total Money Income, Race, and Sex
- Table 8 - Families and Unrelated Individuals 15+ by Total Money Income
- Table 9 - Work Experience of Persons 16 Years Old and Over by Race, Sex, and Work Experience
- Table 10 - Mobility by Sex and Race





MATRIX:00020

MDB : DSMARCH85\*USER3MOUT(1)

DOB : DSMARCH85\*3MTRANSUNITD(0)

TABLE 2 POPULATION BY RACE, SEX, ORIGIN, AND RELATIONSHIP TO HOUSEHOLDER  
[A] : [B] HOUSEHOLD RELATIONSHIP : [C]

(C) : ALL PERSONS  
( IN THOUSANDS )

HH RELATIONSHIP	ALL RACES		WHITE		BLACK AND OTHER		BLACK	
	TOTAL	MALE	MALE	FEMALE	MALE	FEMALE	MALE	FEMALE
TOTAL PERSONS.	234066	113509	199117	97050	34949	16458	28151	13146
FAMILY HOUSEHOLDER . . . . .	62706	49911	54400	45260	8306	4651	6778	3422
NON-FAMILY HOUSEHOLDER . . . . .	24082	10114	20928	8608	3154	1507	2703	1244
SPOUSE . . . . .	50350	2667	45574	2192	4776	475	3401	403
CHILD . . . . .	79049	41701	65027	34391	14021	7310	11445	5978
OTHER RELATIVE . . . . .	10183	4849	6837	3168	3346	1680	2764	1413
NONRELATIVE . . . . .	7696	4267	6351	3432	1345	635	1062	686

[C] : SPANISH ORIGIN

HH RELATIONSHIP	TOTAL		WHITE		BLACK AND OTHER		BLACK	
	TOTAL	MALE	MALE	FEMALE	MALE	FEMALE	MALE	FEMALE
TOTAL PERSONS.	16940	8441	16494	8219	446	222	285	139
FAMILY HOUSEHOLDER . . . . .	3939	2848	3837	2796	102	53	70	32
NON-FAMILY HOUSEHOLDER . . . . .	944	509	905	486	38	22	25	14
SPOUSE . . . . .	2983	187	2924	182	59	5	34	3
CHILD . . . . .	7049	3729	6881	3642	168	87	100	49
OTHER RELATIVE . . . . .	1322	705	1267	670	54	35	37	25
NONRELATIVE . . . . .	703	463	680	444	24	20	19	17



TABLE 1 POPULATION BY AGE, RACE, SEX, ORIGIN, AND POPULATION STATUS  
(A) : (B) RACE AND SEX : (C) : (D)

(D) : MARCH SUPPLEMENT - WEIGHTED COUNT (IN THOUSANDS)  
(C) : TOTAL PERSONS

	ALL RACES			WHITE			BLACK AND OTHER			BLACK		
	TOTAL	MALE	FEMALE	TOTAL	MALE	FEMALE	TOTAL	MALE	FEMALE	TOTAL	MALE	FEMALE
TOTAL	234066	113509	120558	199117	97050	102067	34949	16458	18491	28151	13146	15006
LESS THAN 15 YEARS OLD	51750	26475	25276	42927	21564	21364	9723	4911	4812	7918	4005	3913
15+ YEARS OLD	182316	87034	95282	157090	75487	81603	25226	11547	13679	20234	9141	11092
(C) : CIVILIANS												
TOTAL	233141	112583	120558	198381	96314	102067	34760	16269	18491	28011	13005	15006
LESS THAN 15 YEARS OLD	51750	26475	25276	42927	21564	20464	9723	4911	4812	7918	4005	3913
15+ YEARS OLD	181391	86108	95282	156354	74751	81603	25037	11358	13679	20093	9001	11092
(C) : ARMED FORCES												
TOTAL	925	925	0	736	736	0	189	189	0	140	140	0
LESS THAN 15 YEARS OLD	0	0	0	0	0	0	0	0	0	0	0	0
15+ YEARS OLD	925	925	0	736	736	0	189	189	0	140	140	0
(C) : SPANISH ORIGIN												
TOTAL	16940	8491	8449	16494	8219	8275	446	222	224	285	139	146
LESS THAN 15 YEARS OLD	5164	2632	2532	5043	2567	2476	121	65	56	72	40	32
15+ YEARS OLD	11776	5859	5917	11451	5652	5799	325	157	168	214	99	114
(D) : MARCH SUPPLEMENT - UNIT COUNT												
(C) : TOTAL PERSONS												
TOTAL	161362	77535	83827	139500	67591	71909	21862	9944	11918	16342	7308	9034
LESS THAN 15 YEARS OLD	37465	19250	18215	31163	16138	15025	6302	3112	3190	4745	2329	2416
15+ YEARS OLD	123897	58285	65612	108337	51453	56884	15560	6832	8728	11597	4979	6618
(C) : CIVILIANS												
TOTAL	160640	76913	83827	138904	66995	71909	21736	9818	11918	16250	7216	9034
LESS THAN 15 YEARS OLD	37465	19250	18215	31163	16138	15025	6302	3112	3190	4745	2329	2416
15+ YEARS OLD	123175	57563	65612	107741	50857	56884	15434	6706	8728	11505	4887	6618
(C) : ARMED FORCES												
TOTAL	722	722	0	596	596	0	126	126	0	92	92	0
LESS THAN 15 YEARS OLD	0	0	0	0	0	0	0	0	0	0	0	0
15+ YEARS OLD	722	722	0	596	596	0	126	126	0	92	92	0
(C) : SPANISH ORIGIN												
TOTAL	16423	8020	8403	15982	7807	8175	441	213	228	267	126	141
LESS THAN 15 YEARS OLD	5136	2686	2450	5008	2615	2393	128	71	57	71	41	30
15+ YEARS OLD	11287	5334	5953	10974	5192	5782	313	142	171	196	85	111

TABLE 3 WEIGHTED AND UNWEIGHT COUNTS  
(A) WEIGHTED AND UNWEIGHTED : (B) PERSONS AND FAMILIES

	WEIGHTED	UNWEIGHTED
	(IN THOUSANDS)	
TOTAL PERSONS	234066	161362
TOTAL FAMILY HOUSEHOLDERS	62706	43504
TOTAL UNITS	102259	74568
INTERVIEWED UNITS (HHD'S * GG)	87184	59799
HOUSEHOLDS (FAMILY & NONFAMILY HHLDRS)	86789	59568
TOTAL FAMILY RECORDS IN HOUSEHOLDS	95428	64997
TOTAL FAMILIES (HHLD, RELATED & UNRLTD)	65460	45367
FAMILY HHLDRS WITH NO RELATED SUB	60646	42076
UNRELATED SUBFAMILY	2080	1428
RELATED SUBFAMILY	528	359
TOTAL UNRELATED INDIVIDUALS	2228	1504
NONFAMILY HOUSEHOLDER	29968	19630
OTHER PERSONS LIVING WITH NO RELTYS	24082	16064
	5866	3566
<b>TOTAL PERSONS IN HOUSEHOLDS</b>	<b>233516</b>	<b>161028</b>
CIVILIANS 15 YEARS OLD AND OVER	180915	122905
CHILDREN LESS THAN 15 YEARS OLD	51676	37401
ARMED FORCES MEMBERS	925	722
GROUP QUARTERS	395	231
TOTAL FAMILY RECORDS IN GROUP QUARTERS	550	334
TOTAL PERSONS	550	334
CIVILIANS 15 YEARS OLD AND OVER	475	270
CHILDREN LESS THAN 15 YEARS OLD	75	64
ARMED FORCES MEMBERS	0	0
NONINTERVIEWED UNITS	15075	14769
TYPE A	3209	3271
TYPE B-C	11866	11498

NOTE: The Total Family Householders indicated on line 2 is not the total number of family records but the total number of families. To determine the total number of family records, add Total Family Records in Households and Total Family Records in Group Quarters. To determine the total number of records on the file, add the total figure for family records with the figures for Total Persons and Total Units.

Total Family Records in Households	64,997
Total Family Records in Group Quarters	334
Total Family Records	<u>65,331</u>
Total Persons	161,362
Total Units	<u>74,568</u>
Total Records on File	<u>301,261</u>

TABLE 4 PERSONS 15+ YEARS OLD BY RACE, SEX, AND TYPE OF INCOME  
[A] : [B] SOURCE OF INCOME

	ALL RACES		WHITE		BLACK AND OTHER		BLACK	
	TOTAL	MALE	MALE	FEMALE	TOTAL	MALE	MALE	FEMALE
TOTAL	182316	87034	75487	81603	25226	11547	9141	11092
WITH INCOME	167738	82183	72162	73977	21599	10021	7851	9460
WAGE AND SALARY	114420	61650	54148	45215	15058	7502	5858	6126
NON-FARM SELF EMPLOYMENT	10493	7117	6655	3146	691	462	268	117
FARM SELF EMPLOYMENT	1880	1654	1616	221	42	38	23	0
SOCIAL SECURITY AND RR	32580	13621	18959	16961	3464	1467	1284	1744
SUPPLEMENTAL SECURITY	3568	1829	2340	1557	1198	416	368	745
PUBLIC ASSISTANCE	4798	1022	3775	2157	1962	343	267	1521
INTEREST	99049	47539	51510	47823	7000	3314	2141	2465
DIVIDENDS, RENTAL, OR EST/TRUSTS	29882	15164	14718	13925	1574	781	427	455
VETERANS, UNEMP, AND WORKMEN COMP	12692	8080	4612	3866	1759	1013	867	649
PENSIONS AND MILITARY RETIREMENT	13125	8142	4983	3866	1759	1013	867	649
ALIMONY AND OTHER MONEY INCOME	12120	4452	7668	4599	1028	644	525	325
WITH NO INCOME	14578	4850	9727	6559	1723	614	423	882
				7627	3626	1526	1290	1632

MATRIX:00050

MOB : DSMARCH85\*USER3MOUT(1)

DDB : DSMARCH85\*3MTRANSUNITD(0)

TABLE 5 FAMILIES AND UNRELATED INDIVIDUALS IS+ BY RACE AND SEX OF HEAD AND TYPE OF INCOME  
 [A] : [B] SOURCE OF INCOME : [C]  
 [C] : FAMILIES

	ALL RACES			WHITE			BLACK AND OTHER			BLACK	
	TOTAL	MALE	FEMALE	TOTAL	MALE	FEMALE	TOTAL	MALE	FEMALE	TOTAL	FEMALE
TOTAL	62706	49911	12795	54400	45260	9140	8306	4651	3655	6778	3356
WITH INCOME	62544	49837	12706	54293	45207	9086	8250	4631	3620	6732	3327
WAGE AND SALARY	51392	41606	9786	44742	37552	7190	6650	4054	2596	5340	2361
NON-FARM SELF EMPLOYMENT	1544	1482	61	7481	6698	783	460	361	99	274	77
FARM SELF EMPLOYMENT	14494	11261	3233	1516	1459	58	27	24	3	16	2
SOCIAL SECURITY AND RR	1606	871	735	12827	10303	2524	1667	958	709	1447	651
SUPPLEMENTAL SECURITY	3590	1056	2534	1050	771	279	557	198	359	513	347
PUBLIC ASSISTANCE	41090	35244	5845	2075	1305	770	1515	285	1230	1371	198
INTEREST	15177	13254	1923	37983	33009	4974	3107	2236	871	2147	1421
DIVIDENDS, RENTAL, OR EST/TRUSTS	9042	7431	1611	14344	12604	1740	833	650	183	502	366
VETERANS, UNEMP. AND WORKMEN COMP.	8475	7362	1113	7820	6652	1168	1222	779	443	1036	137
PENSIONS AND MILITARY RETIREMENT	8105	4964	3141	7813	6841	973	661	521	140	535	417
ALIMONY AND OTHER MONEY INCOME	163	74	89	6982	4483	2498	1123	480	643	918	117
WITH NO INCOME	163	74	89	107	53	54	55	20	35	46	29
(C) : UNRELATED INDIVIDUALS											
TOTAL	30268	13739	16529	26094	11529	14565	4174	2210	1964	3501	1674
WITH INCOME	29684	13450	16234	25656	11315	14342	4028	2136	1892	3379	1615
WAGE AND SALARY	18439	10029	8410	15848	8512	7336	2591	1517	1074	2137	886
NON-FARM SELF EMPLOYMENT	1541	1067	474	1405	972	433	135	95	41	92	26
FARM SELF EMPLOYMENT	161	125	36	149	115	34	13	10	2	7	0
SOCIAL SECURITY AND RR	9566	2236	7330	8556	1878	6678	1010	358	652	915	591
SUPPLEMENTAL SECURITY	1516	404	1113	1058	261	797	459	143	316	430	300
PUBLIC ASSISTANCE	654	301	353	459	196	263	195	105	90	175	93
INTEREST	17277	7217	10060	15942	6556	9386	1334	661	674	994	470
DIVIDENDS, RENTAL, OR EST/TRUSTS	5084	2183	2901	4802	2056	2746	283	127	155	216	82
VETERANS, UNEMP. AND WORKMEN COMP.	2614	1536	1079	2252	1293	959	362	243	120	320	129
PENSIONS AND MILITARY RETIREMENT	3567	1162	2405	3292	1924	2268	275	138	137	239	105
ALIMONY AND OTHER MONEY INCOME	2660	1183	1477	2326	1015	1311	335	168	167	210	123
WITH NO INCOME	584	289	295	438	215	223	146	75	72	122	60

TABLE 6 HOUSEHOLD AND FAMILY UNITS BY RACE, AND ORIGIN  
[A] : [B] KIND OF HOUSEHOLD AND FAMILY

	TOTAL	WHITE	BLACK AND OTHER	BLACK	SPANISH ORIGIN
TOTAL HOUSEHOLDS . . . . .	86789	75328	11460	9480	4883
FAMILY HOUSEHOLDER . . . . .	62706	54400	8306	6778	3939
MARRIED-COUPLE . . . . .	50350	45643	4707	3469	2824
OTHER FAMILY, MALE HHLDR . . . . .	2228	1816	411	344	210
OTHER FAMILY, FEMALE HHLDR . . . . .	10129	6941	3187	2864	905
NONFAMILY HOUSEHOLDER . . . . .	24082	20928	3154	2703	944
MALE . . . . .	10114	8608	1507	1244	509
FEMALE . . . . .	13968	12320	1648	1459	435
TOTAL FAMILY HHLDRS. . . . .	63232	54825	8407	6856	3994
MARRIED-COUPLE . . . . .	50395	45676	4719	3475	2833
OTHER FAMILY, MALE HHLDR . . . . .	2313	1892	421	352	226
OTHER FAMILY, FEMALE HHLDR . . . . .	10524	7257	3267	3029	935
TOTAL RELATED SUBFAMILIES. . . . .	2228	1386	841	738	254
MARRIED-COUPLE . . . . .	719	592	127	67	105
FATHER-CHILD . . . . .	116	72	45	32	15
MOTHER-CHILD . . . . .	1392	722	670	639	134
TOTAL UNRELATED FAMILIES . . . . .	526	424	101	79	55
MARRIED-COUPLE . . . . .	46	33	12	6	9
OTHER FAMILY, MALE HHLDR . . . . .	85	76	9	8	16
OTHER FAMILY, FEMALE HHLDR . . . . .	395	316	80	65	30
NONFAMILY HHLDRS . . . . .	30518	26271	4247	3565	1504
MALE . . . . .	13857	11617	2240	1851	695
FEMALE . . . . .	16661	14654	2007	1714	610
OTHER PERSONS LIVING WITH NO RELATIVES . . . . .	6436	5343	1093	843	561
MALE . . . . .	3743	3009	734	607	386
FEMALE . . . . .	2693	2334	359	255	175



MATRIX:00080

MDB : DSMARCH85\*USER3HOUT(1)

DOB : DSMARCH85\*TRAN5UNITD(0)

TABLE 8 FAMILIES AND UNRELATED INDIVIDUALS 15+ BY TOTAL MONEY INCOME  
(A) : (B) : (C)

(C) : FAMILIES

( IN THOUSANDS )

	ALL RACES		WHITE		BLACK AND OTHER		BLACK	
	TOTAL	MALE	MALE	FEMALE	MALE	FEMALE	MALE	FEMALE
TOTAL	62706	49911	45260	9140	8306	4651	3422	3356
NO INCOME	163	74	53	54	35	20	16	29
TOTAL	62543	49837	45097	9086	8250	4631	3405	3327
UNDER 2,500	1082	511	449	324	246	270	39	231
2,500 TO 4,999	1900	647	518	658	724	129	105	578
5,000 TO 7,499	2802	1456	1235	793	775	221	179	512
7,500 TO 9,999	3092	1945	1659	746	687	286	233	376
10,000 TO 12,499	3512	2511	2192	676	644	319	253	311
12,500 TO 14,999	3268	2403	2127	611	529	276	214	236
15,000 TO 17,499	3509	2652	2374	622	513	278	227	215
17,500 TO 19,999	3281	2510	2228	588	465	394	274	160
20,000 TO 24,999	6730	5494	4978	984	768	516	405	232
25,000 TO 29,999	6426	5386	4952	828	646	434	340	191
30,000 TO 34,999	5505	4820	4424	579	502	396	265	89
35,000 TO 39,999	4716	4124	3818	486	412	306	210	83
40,000 TO 49,999	6833	6242	5728	508	597	514	353	66
50,000 TO 59,999	3990	3690	3416	270	303	274	176	84
60,000 TO 74,999	2971	2740	2549	204	218	191	112	15
75,000 AND OVER	2928	2706	2560	208	160	146	69	7
MEDIAN INCOME	26363	29306	29336	17862	17099	24251	15432	9679
AGGREGATE FOR MEAN	1947*14	1690*14	1558*14	2057*13	1833*13	1327*13	8981*12	4424*12
MEAN INCOME	31054	33877	34426	22515	22077	28533	19778	13182

(C) : UNRELATED INDIVIDUALS

	ALL RACES		WHITE		BLACK AND OTHER		BLACK	
	TOTAL	MALE	MALE	FEMALE	MALE	FEMALE	MALE	FEMALE
TOTAL	30268	13739	11589	14565	4174	2210	3501	1674
NO INCOME	584	289	215	223	146	75	122	63
TOTAL	29684	13450	11315	14342	4028	2136	3379	1615
UNDER 2,500	1630	759	554	697	379	205	323	175
2,500 TO 4,999	3989	1307	985	2190	613	322	741	266
5,000 TO 7,499	4474	1568	1248	2570	656	319	559	287
7,500 TO 9,999	3017	1149	943	1696	379	206	173	144
10,000 TO 12,499	2991	1370	1140	1481	369	230	140	113
12,500 TO 14,999	2234	1052	853	1108	273	149	234	104
15,000 TO 17,499	2237	1052	880	1067	290	172	240	88
17,500 TO 19,999	1645	787	701	775	168	86	143	74
20,000 TO 24,999	2683	1377	1232	1181	270	145	210	104
25,000 TO 29,999	1634	950	838	631	165	112	121	39
30,000 TO 34,999	1102	712	635	359	107	78	85	25
35,000 TO 39,999	625	417	377	197	52	41	40	11
40,000 TO 49,999	699	487	456	193	50	30	37	17
50,000 TO 59,999	326	228	207	91	27	21	18	12
60,000 TO 74,999	205	136	125	64	16	10	0	0
75,000 AND OVER	194	149	140	64	14	9	5	0
MEDIAN INCOME	11204	13566	14493	9862	8110	9724	6826	6525
AGGREGATE FOR MEAN	4445*13	2368*13	2086*13	1878*13	4809*12	2815*12	1993*12	1604*12
MEAN INCOME	14688	17238	18101	12894	11523	12739	10739	11799

NOTE: NUMBERS MAY NOT AGREE WITH PUBLISHED DATA DUE TO TOPCODING.

MATRIX:00090

MDB : DSMARCH85\*USER3MOUT(1)

DDB : DSMARCH85\*3MTRANSUNITD(0)

TABLE 9 WORK EXPERIENCE OF PERSONS 16 YEARS OLD AND OVER BY RACE, SEX, AND WORK EXPERIENCE

(A) : [B] WORK EXPERIENCE : [C]

[C] : ALL PERSONS

( IN THOUSANDS )

	ALL RACES		WHITE		BLACK AND OTHER		BLACK		FEMALE				
	TOTAL	MALE	TOTAL	MALE	TOTAL	MALE	TOTAL	MALE	TOTAL	MALE			
TOTAL 16+ . . . . .	177661	84206	93455	73180	153269	73180	80109	24373	13026	13347	19549	8727	10822
NO WORK EXPERIENCE . . . . .	56513	18246	38267	14856	47470	14856	32614	9043	3390	5653	7476	2633	4643
WITH WORK EXPERIENCE . . . . .	121148	59960	55188	58324	105818	58324	47494	15330	7636	7694	12073	5893	6179
WORKED FULL-TIME . . . . .	94312	56928	37384	50599	82311	50599	31712	12002	6329	5673	9425	4858	4567
50 - 52 WEEKS . . . . .	70419	43833	26585	39226	61679	39226	22453	8739	4607	4132	6769	3453	3316
40 - 49 WEEKS . . . . .	7953	4454	3499	3939	6957	3939	3019	996	515	481	822	434	388
14 - 39 WEEKS . . . . .	11252	6177	5075	5355	9722	5355	4367	1530	821	708	1240	665	575
1 - 13 WEEKS . . . . .	4689	2464	2824	2079	3952	2079	1873	737	386	351	594	305	289
WORKED PART-TIME . . . . .	26836	9032	17804	7725	15782	7725	15782	3328	1307	2021	2648	1036	1612
50 - 52 WEEKS . . . . .	9832	3099	6734	2689	8696	2689	6007	1136	410	726	882	311	571
40 - 49 WEEKS . . . . .	3241	1065	2176	971	2930	971	1959	311	94	217	244	68	175
14 - 39 WEEKS . . . . .	7862	2704	5158	2307	6892	2307	4586	970	398	572	766	317	449
1 - 13 WEEKS . . . . .	5900	2164	3736	1759	4990	1759	3230	911	405	506	756	339	417
TOTAL 16+ WITH UNEMPLOYMENT . . . . .	21535	12174	9361	10008	17461	10008	7454	4073	2167	1977	3473	1847	1626
WORKED 50 - 52 WEEKS . . . . .	898	539	359	486	788	486	302	110	53	57	91	41	50
WORKED LESS THAN 50 WEEKS . . . . .	17668	10362	7306	8703	14743	8703	6040	2925	1659	1265	2460	1403	1057
NO WORK EXPERIENCE . . . . .	2969	1274	1696	819	1930	819	1111	1039	454	585	922	404	518
[C] : SPANISH ORIGIN													
TOTAL 16+ . . . . .	11429	5605	5823	5460	11119	5460	5859	310	145	165	207	94	112
NO WORK EXPERIENCE . . . . .	3886	1169	2717	1132	3772	1132	2640	114	37	77	82	24	58
WITH WORK EXPERIENCE . . . . .	7543	4436	3106	4328	7347	4328	3019	196	108	87	125	71	55
WORKED FULL-TIME . . . . .	6091	3882	2209	3789	5930	3789	2142	161	93	67	108	63	46
50 - 52 WEEKS . . . . .	4177	2709	1468	2636	4060	2636	1424	117	73	44	77	49	27
40 - 49 WEEKS . . . . .	565	351	213	348	557	348	208	8	3	5	6	3	3
14 - 39 WEEKS . . . . .	976	605	371	595	951	595	356	25	10	15	18	6	12
1 - 13 WEEKS . . . . .	373	217	156	209	363	209	153	11	7	3	17	8	9
WORKED PART-TIME . . . . .	1452	554	897	539	1417	539	877	35	15	20	17	8	3
50 - 52 WEEKS . . . . .	527	200	326	195	513	195	318	14	5	9	17	4	3
40 - 49 WEEKS . . . . .	148	62	85	61	145	61	84	3	2	1	3	2	1
14 - 39 WEEKS . . . . .	458	178	280	172	447	172	275	11	6	4	3	4	1
1 - 13 WEEKS . . . . .	319	113	206	111	311	111	200	8	2	6	3	0	4
TOTAL 16+ WITH UNEMPLOYMENT . . . . .	1778	1144	614	1114	1724	1114	610	54	30	24	32	13	18
WORKED 50 - 52 WEEKS . . . . .	47	31	16	31	47	31	16	0	0	0	0	0	0
WORKED LESS THAN 50 WEEKS . . . . .	1479	983	497	959	1436	959	477	43	23	19	30	13	16
NO WORK EXPERIENCE . . . . .	252	131	121	124	241	124	116	11	6	5	2	0	2



MATRIX:00100

MDB : DSMARCH85\*USERSMOUT(1)

ODB : DSMARCH85\*3MTRANSUNITD(0)

TABLE 10 MOBILITY BY SEX, RACE  
UNIVERSE: PERSONS  
(A) : (B) MOBILITY  
YEAR OLD AND OVER  
(IN THOUSANDS)

	ALL RACES		WHITE		BLACK AND OTHER		BLACK	
	TOTAL	MALE	MALE	FEMALE	MALE	FEMALE	MALE	FEMALE
TOTAL 'MTR1-REC'	234066	113509	97050	102067	16458	18491	13146	15006
NONMOVERS	125982	59942	51916	56702	8026	9338	6684	7825
MOVERS	90127	43579	37841	38249	6738	7499	5096	5848
NOT IN MIGRATION SAMPLE	17958	9188	7494	7116	1694	1654	1366	1333
TOTAL 'R-GENMOB'	234066	113509	97050	102067	16458	18491	13146	15006
NONMOVERS	125982	59942	51916	56702	8026	9338	6684	7825
MOVERS	90127	43379	37641	38249	6738	7499	5096	5848
NOT IN MIGRATION SAMPLE	17958	9188	7494	7116	1694	1654	1366	1333

## APPENDIX D

### Matching of March CPS Files

There are two basic limitations in linking the March CPS files across years. First, only fifty percent of the sample is included in two consecutive years. Second, the residents within the eligible housing units may have changed or appeared as noninterview records in one or both years. The result is a matched sample of considerably less than the upper limit of fifty percent. The basic procedures and variables used to link two or more March CPS files are outlined below.

#### 1. Sample Selection.

The first step in matching year  $t$  with year  $t+1$  is to select from year  $t$  those housing units with a "month in sample" value of 1 through 4, and from year  $t+1$  those units with a "month in sample" value of 5 through 8. This will identify the sample subset eligible for matching. Within this subset, housing units in year  $t$ , month 1 will match only with units in year  $t+1$ , month 5, etc.

#### 2. Matching Housing Units.

Using one or more variables, it is possible to uniquely identify each housing unit in each sample rotation. However, because of changes in CPS procedures, the available information for matching housing units is not always identical. Below are the variables available for matching March CPS files.

Years: 1968-1971

Variables: Random Cluster Code (F6-10) and  
Serial Number (F11-14)

Years: 1971-1972

Changes in CPS clustering procedures  
and the accompanying change of household  
identification numbers prevent matching  
1971 and 1972 March CPS files.

Years: 1972-1973

The 1972 file uses 1960 random cluster  
codes while the 1973 file uses 1970 random  
cluster codes, thus precluding the matching  
of records.

Years: 1973-1975

Variables: Random Cluster Code (F7-11), Segment Number  
(F12-16), and Serial Number (F217-218)

Years: 1975-1976  
Variables: 1975: Random Cluster Code (F7-11), Segment  
Number (F12-16), and Serial Number (F217-218)  
1976: Random Cluster Code (H35-39), Segment Number  
(H40-43), and Serial Number (H44-45)

Years: 1976-1977  
Matching is not possible because variables  
required for matching are in a different  
format each year.

Years: 1977 to Present  
Variable: Household Identification Number (H18-29)

### 3. Matching Households, Families, and Persons

Although the information presented above allows matching of housing units across years, it is possible that the residents of the housing unit have changed. Consequently, it is necessary to perform additional matches to insure resident comparability. The specific variables used to match residents will vary according to the needs of the project but it is more efficient to arrange the matching in a hierarchical sequence. For example, matching on sex and race should precede matching on age or household relationship. The user should carefully work through the possible changes in household structure that might result in an inappropriate rejection of a household. For example, a husband-wife family in year  $t$  that experienced a divorce and became a female headed household in year  $t+1$ , would fail the test for matching sex of head. Clearly, the more criteria used in matching records will result in greater accuracy, but will also increase the expense and result in fewer matches.