


CURRENT POPULATION SURVEY,

MARCH 1982

TAPE

TECHNICAL DOCUMENTATION



CURRENT POPULATION SURVEY, MARCH 1982

TAPE

TECHNICAL DOCUMENTATION

Washington, D.C.

1982

U.S. DEPARTMENT OF COMMERCE

Malcolm Baldrige, Secretary
Guy W. Fiske, Deputy Secretary
Robert G. Dederick, Under Secretary for Economic Affairs (Designate)

BUREAU OF THE CENSUS

Bruce Chapman, Director



CURRENT POPULATION SURVEY, MARCH 1982

TAPE

TECHNICAL DOCUMENTATION

Washington, D.C.

1982

U.S. DEPARTMENT OF COMMERCE

Malcolm Baldrige, Secretary
Guy W. Fiske, Deputy Secretary
Robert G. Dederick, Under Secretary for Economic Affairs (Designate)

BUREAU OF THE CENSUS

Bruce Chapman, Director

BUREAU OF THE CENSUS

Bruce Chapman, Director
C. Louis Kincannon, Deputy Director

DATA USER SERVICES DIVISION

Michael G. Garland, Chief
Marshall L. Turner, Jr., Assistant Chief
for User Services

ACKNOWLEDGMENTS

This documentation was prepared within the Data Access and Use Staff, under the direction of James P. Curry, Chief, and Barbara J. Aldrich, Chief of its Technical Information Section. Annette J. Ralston was the coordinator for this file assisted by Joann M. Sutton and Barbara Shugart. Other assistance was provided by Ronald Tucker and Thelma Varhach of the Current Population Surveys Branch, Demographic Surveys Division.

* * * * *

The file should be cited as follows:

Current Population Survey, March 1982 [machine-readable data file] /
conducted by the Bureau of the Census for the Bureau of Labor Statistics. --
Washington: Bureau of the Census [producer and distributor], 1982.

This technical documentation should be cited as follows:

Current Population Survey, March 1982 Tape Technical Documentation /
prepared by Data User Services Division, Data Access and Use Staff, Bureau
of the Census. -- Washington: The Bureau, 1982.

* * * * *

- For additional information concerning the tape, contact Data User Services Division, Customer Services (Tapes), Bureau of the Census, Washington, D.C. 20233. Phone: (301) 763-4100.
- For additional information concerning the technical documentation, contact Data User Services Division, Data Access and Use Staff, Bureau of the Census, Washington, D.C. 20233. Phone: (301) 763-2074.
- For additional information concerning the subject matter of the file, contact Demographic Surveys Division, Current Population Surveys Branch, Bureau of the Census, Washington, D.C. 20233. Phone: (301) 763-2773.

UPDATE INFORMATION

Additional information concerning this file may be available at a later date. If you wish to receive the documentation supplements, please fill out the following coupon and mail to:

Data User Services Division
Data Access and Use Staff
Bureau of the Census
Washington, D.C. 20233

* * * * *

Name of File: Current Population Survey, March 1982

Please send me any information which might become available later concerning the file listed.

Name:

Address:

Phone:

TABLE OF CONTENTS

Current Population Survey, March 1982

Abstract.....	1	
Overview		
CPS Sample.....	5	
Relationship of Current Population Survey File to Publications.....	6	
Questionnaire Coverage.....	7	
File Structure.....	7	
Geographic Limitations.....	10	
Weights.....	10	
Earnings Data.....	11	
Changes in Current Population Survey Weighting		
Change in Race Categories Used for Controlling Independent Population Estimates.....	13	
March CPS Labor Force Estimates.....	13	
Introduction of 1980 Decennial Census Population Controls.....	13	
Impact of Processing Changes.....	14	
Recent Changes In Current Population Survey Concepts		
Concepts on Families.....	15	
Concepts on Individuals.....	16	
Summary of Changes in Definitions and Terminology for Presentation of Household and Family Data.....		19
Changes In the Data Dictionary Since 1981.....	21	
Data Dictionary Index		
Household Record Index.....	23	
Family Record Index.....	24	
Person Record Index.....	26	
How to Use the Data Dictionary.....	31	
Data Dictionary.....	33	
Glossary		
Geographic Concepts.....	111	
Subject Concepts.....	113	
Questionnaire Facsimiles		
Facsimile of Basic Questionnaire.....	131	
Facsimile of March Supplement Questionnaire.....	137	

APPENDICES

Appendix A - Industry Classifications

- A1 - Industry Classification (3-digit)..... 149
- A2 - Detailed Industry Recodes (01-51)..... 156
- A3 - Major Industry Recode (01-20)..... 158

Appendix B - Occupation Classifications

- B1 - Occupation Classification (3-digit)..... 159
- B2 - Detailed Occupation Recodes (01-44)..... 169
- B3 - Major Occupation Group Recodes (01-13)..... 171

Appendix C

- Selected Tables from the Current Population Survey,
March 1982..... 173

Appendix D - Matching of March CPS files..... 183

ABSTRACT

Current Population Survey, March 1982
[machine-readable data file] / conducted
by the Bureau of the Census for the Bureau
of Labor Statistics. --Washington: Bureau
of the Census [producer and distributor],
1982.

TYPE OF FILE:

Microdata; unit of observation is individuals, families, and households.

UNIVERSE DESCRIPTION:

The universe is the civilian noninstitutional population of the U.S. living in housing units and male members of the Armed Forces living in civilian housing units on a military base or in a household not on a military base. A probability sample is used in selecting housing units.

SUBJECT-MATTER DESCRIPTION:

This file, also known as the Annual Demographic File, provides the usual monthly labor force data, but in addition, provides supplemental data on work experience, income, and migration. Comprehensive information is given on the employment status, occupation, and industry of persons 14 years old and over. Additional data for persons 15 years old and older are available concerning weeks worked and hours per week worked, reason not working full time, total income and income components, and residence on March 1, 1981. The data on employment and income refer to the preceding year, although demographic data refer to the time of the survey.

This file also contains data covering nine noncash income sources: food stamps, school lunch program, employer-provided group health insurance plan, employer-provided pension plan, personal health insurance, Medicaid, Medicare, CHAMPUS or military health care, and energy assistance.

Characteristics such as age, sex, race, household relationship, and Spanish origin are shown for each person in the household enumerated.

GEOGRAPHIC COVERAGE:

State of residence is uniquely identified as well as census geographic division and region. The 34 largest SMSA's, based on 1970 ranking, and 10 selected SMSA's are also uniquely identified. Within confidentiality restrictions, indicators are provided for SMSA/nonSMSA, central city/noncentral city, farm/nonfarm, and SMSA size.

TECHNICAL DESCRIPTION:

FILE STRUCTURE: Hierarchical.

FILE SIZE: 300,388 logical records; record size is 390 characters

FILE SORT SEQUENCE: State code, then SMSA rank code.

REFERENCE MATERIALS:

"Current Population Survey, March 1982 Tape Technical Documentation" (this document). The documentation includes this abstract, pertinent information about the file, a glossary, industry and occupation classification codes, and a data dictionary. One copy accompanies each file order. When ordered separately, it is available for \$5 from Data User Services Division, Customer Services (Tapes), Bureau of the Census, Washington, D.C. 20233.

RELATED PRINTED REPORTS:

Data from the March Current Population Survey are published most frequently in the Current Population Reports P-20 and P-60 series. (See page 6.) Two of these reports are listed below. Forthcoming reports will be cited in the Monthly Product Announcement and Bureau of the Census Catalog.

Current Population Reports. "Money Income and Poverty Status of Families and Persons in the United States: 1981." (Advance Report). Available from Superintendent of Documents, U.S. Government Printing Office, Washington, D.C. 20402. GPO Catalog No. C3.186:P-60/134. \$3.00.

Current Population Reports. "Characteristics of Households Receiving Selected Noncash Benefits: 1981." (Advance Report). Tentatively scheduled to be available in August from Superintendent of Documents, U.S. Government Printing Office, Washington, D.C. 20233. GPO Catalog No. C3.186:P-60/135.

For your convenience in ordering reports, a GPO order form is on the following page.

RELATED MACHINE-READABLE DATA FILES:

A public use edition of the Current Population Survey, March file is available for each year since 1968. Some non-March data are also available from 1968 to present. For more information, request the Data Developments on the Current Population Survey from Data User Services Division, Customer Services (Tapes), Bureau of the Census, Washington, D.C. 20233.

FILE AVAILABILITY:

The file may be ordered from Data User Services Division using the Customer Services order form for tapes on the following page. When ordering, please refer to file number Cu CPS 82 003. This file is available with the technical options listed below at a cost of \$140 per reel.

	<u>Reels</u>	<u>Cost</u>
9 channel, 1600 bpi (EBCDIC or ASCII)	3	\$420
9 channel, 6250 bpi (EBCDIC or ASCII)	1	\$140

**Customer Services
(Microfiche, Tapes and Maps)**

<p>Name _____</p> <p>Organization _____</p> <p>Address _____</p> <p>City, State, ZIP _____</p> <p>Telephone _____</p>	<p>RETURN TO: Data User Services Division Customer Services Bureau of the Census Washington, D.C. 20233 Phone: 301/763-4100</p>	<p>Date _____</p> <p>CHECK ONE:</p> <p><input type="checkbox"/> Enclosed is check or money order, payable to "Commerce-Census"</p> <p><input type="checkbox"/> Charge to Census Bureau Deposit Account No. _____</p>																														
<table border="1" style="width: 100%; border-collapse: collapse;"> <thead> <tr> <th style="width: 50%;">Name of Data File, Documentation* Map (Series and Area)</th> <th style="width: 10%;">Order No.</th> <th style="width: 10%;">No of Reels</th> <th style="width: 10%;">No. of Map Sheets</th> <th style="width: 10%;">No. of Document copies</th> <th style="width: 10%;">Cost</th> </tr> </thead> <tbody> <tr><td> </td><td> </td><td> </td><td> </td><td> </td><td> </td></tr> <tr><td> </td><td> </td><td> </td><td> </td><td> </td><td> </td></tr> <tr><td> </td><td> </td><td> </td><td> </td><td> </td><td> </td></tr> <tr><td> </td><td> </td><td> </td><td> </td><td> </td><td> </td></tr> </tbody> </table>	Name of Data File, Documentation* Map (Series and Area)	Order No.	No of Reels	No. of Map Sheets	No. of Document copies	Cost																									<p>TOTAL \$ _____</p>	
Name of Data File, Documentation* Map (Series and Area)	Order No.	No of Reels	No. of Map Sheets	No. of Document copies	Cost																											
<p>*One copy of the Technical Documentation is sent at no extra charge With tape orders; additional copies are \$5.00 each.</p>																																
<p>Characteristics of Tape (Check One):</p> <p><input type="checkbox"/> 9 track, 1600 bpi, EBCDIC <input type="checkbox"/> 9 track, 6250 bpi, EBCDIC</p> <p><input type="checkbox"/> 9 track, 1600 bpi, ASCII <input type="checkbox"/> 9 track, 6250 bpi, ASCII</p>																																
<p>Labeling (Check One):</p> <p><input type="checkbox"/> Standard</p> <p><input type="checkbox"/> Unlabeled</p>																																
<p>Other characteristics are available by special arrangement.</p>																																

GPO Order Form

Mail To: Superintendent of Documents, U.S. Government Printing Office, Washington, D.C. 20402

<p>Name _____</p> <p>Organization _____</p> <p>Address _____</p> <p>City, State, ZIP _____</p>	<p>Credit Card Orders</p> <p>Total charges \$ _____ Fill in the boxes below.</p> <p>Credit Card No. <input style="width: 100px; height: 15px;" type="text"/></p> <p>Expiration Date Month/Year <input style="width: 40px; height: 15px;" type="text"/></p> <div style="display: flex; justify-content: space-around; align-items: center;"> </div>																																			
<table border="1" style="width: 100%; border-collapse: collapse;"> <thead> <tr> <th style="width: 20%;">GPO Catalog No. or Stock No.</th> <th style="width: 10%;">Quantity Desired</th> <th style="width: 40%;">Title of Publication</th> <th style="width: 15%;">Amount</th> <th style="width: 15%;">Date</th> </tr> </thead> <tbody> <tr><td> </td><td> </td><td> </td><td> </td><td> </td></tr> <tr><td> </td><td> </td><td> </td><td> </td><td> </td></tr> <tr><td> </td><td> </td><td> </td><td> </td><td> </td></tr> <tr><td> </td><td> </td><td> </td><td> </td><td> </td></tr> <tr><td> </td><td> </td><td> </td><td> </td><td> </td></tr> <tr><td> </td><td> </td><td> </td><td> </td><td> </td></tr> </tbody> </table>	GPO Catalog No. or Stock No.	Quantity Desired	Title of Publication	Amount	Date																															<p>CUSTOMER: Make check or money order payable to Superintendent of Documents.</p> <p>If to be charged to Supt. of Docs. account, indicate Deposit Account No. _____</p> <p>TOTAL \$ _____</p>
GPO Catalog No. or Stock No.	Quantity Desired	Title of Publication	Amount	Date																																



OVERVIEW

The Current Population Survey

The Current Population Survey (CPS) is a household sample survey conducted monthly to provide estimates of employment, unemployment, and other characteristics of the general labor force, of the population as a whole, and of various subgroups of the population. The CPS was initially designed to produce timely and reliable sample estimates of labor force data at the United States level each month. Expanding needs for additional current data by Government and other users were met by adding questions to the monthly interview.

The CPS provides a large amount of detail on the economic status and activities of the population. It is the only source of monthly estimates of total employment (farm and nonfarm, self-employed, unpaid workers, wage and salary employees), occupation of workers and industry of employment, number of workers classified by the number of hours worked, and estimates of total unemployment. Information about the number of usual hours worked and usual hourly or weekly earnings is obtained from one-quarter of the sample each month and is available beginning with January 1980. For those not in the labor force, information is available on their current desire for work, past work experience, and intentions for job seeking. The CPS is also a comprehensive source of information on the personal characteristics of the total population such as age, sex, race, marital and family status, veteran status, years of school completed, and Spanish origin.

The March CPS, also known as the Annual Demographic File, contains the basic monthly demographic and labor force data described above, plus additional data on work experience, income, and migration.

CPS Sample

The CPS sample is located in 629 sample areas comprising more than 1,000 counties and independent cities with coverage in every State and in the District of Columbia. This file reflects interviews for approximately 60,000 households containing about 130,000 persons. Each household is interviewed once a month for four consecutive months in one year and again for the corresponding time period one year later. This makes possible comparisons on a month-to-month and year-to-year basis.

The CPS sample is based on the civilian noninstitutional population of the United States. In March of each year supplemental data are collected for male Armed Forces members residing with their families in civilian housing units or on a military base. The Armed Forces members, however, are not asked the monthly labor force questions or the supplemental questions on work experience. In addition, the March CPS is supplemented with a sample of Spanish households identified the previous November. This results in the addition of about 2,500 households in the March CPS. The inclusion of the additional sample of Spanish households began in 1976. A more detailed explanation of the CPS sample design is provided in The Current Population Survey: Design and Methodology (Technical Paper 40, U.S. Bureau of the Census).

For a more detailed discussion about the basic labor force data gathered on a monthly basis in the CPS survey see the Bureau of Labor Statistics Report No. 463 or the Current Population Report P-23, No. 62 issued jointly by the Bureau of Labor Statistics and the Bureau of the Census in October, 1976, and entitled Concepts and Methods Used In Labor Statistics Derived from the Current Population Survey.

Relationship of Current Population Survey File to Publications

Each month, a significant amount of information about the labor force is published by the Bureau of Labor Statistics in Employment and Earnings reports.

As mentioned previously, the CPS also serves as a vehicle for inquiries on subjects other than employment which are periodically added to the questionnaire. Using the basic and supplemental data collected, the Bureau of the Census issues four series of publications under the general title Current Population Reports:

- P-20 Population Characteristics
- P-23 Special Studies
- P-27 Farm Population
- P-60 Consumer Income

Of particular interest to users of the March microdata file would be those reports based on information collected in March. These reports are:

- P-20 Population Profile of the United States: (Year)
- P-20 Household and Family Characteristics: March (Year)
- P-20 Marital Status and Living Arrangements: March (Year)
- P-20 Geographical Mobility (Years)
- P-20 Educational Attainment in the United States (Years)
- P-20 Persons of Spanish Origin in the
United States: March (Year)
- P-20 Households and Families by Type: March (Year)
- P-60 Money Income of Households, Families, and Persons
in the United States (Year)
- P-60 Money Income and Poverty Status of Families
and Persons in the United States: (Year)
- P-60 Characteristics of the Population Below the
Poverty Level: (Year)
- P-60 Characteristics of Households Receiving Selected
Noncash Benefits: (Year)

All Current Population Reports may be obtained by subscription from the U.S. Government Printing Office. Subscriptions are available as follows: Population Characteristics, Special Studies, Farm Population, and Consumer Income series (P-20, P-23, P-27, P-60) combined, \$90.00 per year (sold as a package only); Population Estimates and Projections (P-25), \$22.00 per year. Single issues may be ordered separately; ordering information and prices are provided in the Bureau of the Census Catalog, in Data User News, and in the Monthly Product Announcement (MPA).

Questionnaire Coverage

Questionnaire facsimiles of the March 1982 CPS are shown on pages 131 to 148 in this documentation. CPS-1 items 19-25 shown on page 134 of this document are not asked of Armed Forces members but only of civilians 14 years old and older. This part of the questionnaire is referred to as the monthly (basic) labor force section because these questions are asked every month.

CPS-665 items 29-94 shown on pages 137 to 148 of this document are referred to as the March supplement items because these questions are asked only in households in the March CPS sample. Please note that questions 29-47 on work experience are not asked of Armed Forces members. Beginning with the March 1980 CPS, supplement data are processed for the population 15 years old and older.

Certain data items appearing on both the monthly (basic) questionnaire and the March supplement questionnaire may not have the same meaning. To avoid any misunderstandings, the user should refer to the glossary of this documentation.

File Structure

There is a household record for each household or group quarters. The household record is followed by one of three possible structures:

- A. If the household contains related persons and is not a group quarters household:-
 1. The family record appears next followed by person records for members of the family who are not also members of a related subfamily. The person records would be ordered: family householder, spouse of family householder, children in the family, and other relatives of the family householder.
 2. The above records may be followed by one or more related subfamily records, each related subfamily record being followed immediately by person records for members of that related subfamily. The person records would be ordered: reference person of the related subfamily, spouse of subfamily reference person, and children of subfamily reference person.
 3. The above records may be followed by one or more unrelated subfamily records, each unrelated subfamily record being followed immediately by person records for members of that unrelated subfamily. The person records would be ordered: unrelated subfamily reference person, spouse of subfamily reference person, children of subfamily reference person, and other relatives of the subfamily reference person.
 4. The above records may be followed by one or more persons living with nonrelatives family records, each to be followed by the person record for the unrelated individual it represents. (See Figure 1.)
- B. If the household contains a householder with no relatives and is not a group quarters household:

1. The family record for the nonfamily householder is followed immediately by the person record for that nonfamily householder.
 2. These records may be followed by one or more unrelated subfamily records, each unrelated subfamily record being followed immediately by the person records for members of that unrelated subfamily.
 3. These records may be followed by one or more family records for persons living with nonrelatives, each person living with nonrelatives family record being followed immediately by the person record for that person living with nonrelatives. (See Figure 2.)
- C. If the household is a group quarters, each person is defined as a person living with nonrelatives. There will be a family record followed by a person record for each person in the group quarters.

Figure 1. Illustration of Record Sequence for Households Containing a Family.

Household Record

Family Record

Person 1 (Householder) Record
 Person 2 (Spouse) Record
 .
 .
 .
 .
 Person n (Family Member)

Family (Related Subfamily) Record

Person 1 (Related Subfamily Reference Person) Record
 Person 2 (Spouse) Record
 .
 .
 .
 .
 Person n (Related Subfamily Member) Record

Family (Unrelated Subfamily) Record

Person 1 (Unrelated Subfamily Reference Person) Record
 Person 2 (Spouse) Record
 .
 .
 .
 .
 Person n (Unrelated Subfamily Member) Record

Family (Persons Living With Nonrelatives) Record

Person 1 (Person Living With Nonrelatives) Record

Figure 2. Illustration of Record Sequence for Households Containing a Nonfamily Householder.

Household Record

- Family (Nonfamily Householder) Record
 - Person (Nonfamily Householder) Record
- Family (Unrelated Subfamily) Record
 - Person 1 (Unrelated Subfamily Reference Person) Record
 - Person 2 (Spouse) Record
 - .
 - .
 - .
 - Person n (Unrelated Subfamily Member) Record
- Family (Person Living With Nonrelatives) Record
 - Person (Person Living With Nonrelatives) Record

Figure 3. Illustration of Record Sequence for Group Quarters.*

Household Record

- Family (Persons Living With Nonrelatives) Record
 - Person (Person Living With Nonrelatives) Record

*NOTE: Each person in group quarters is by definition a person living with nonrelatives.

Geographic Limitations

It should be kept in mind that the sample design and methods of weighting CPS data are geared towards producing estimates for the entire Nation. In producing estimates for States, the user should be aware that the primary sampling units (PSU's) are drawn from strata which may or may not cross State lines. Consequently, the data would not be as reliable as national data, and the file may lose some of its utility in certain applications. For further discussion of such considerations, the user should consult The Current Population Survey: Design and Methodology (Technical Paper 40, U.S. Bureau of the Census).

The nature of the work done by each individual investigator using the microdata file will determine to what extent his/her requirements for precision will allow using some of the smaller geographic areas identified on the file.

Weights

For all CPS data files a single weight is prepared and used to compute the monthly labor force status estimates. An additional weight was prepared for the earnings universe which roughly corresponds to wage and salary workers in the two outgoing rotations. This is explained below in the section on earnings data. However, the difference in content of the March CPS supplement requires the presentation of additional weights: a household weight, a family weight, and a March supplement weight. In this section we briefly describe the construction and use of these weights. Chapter 5 of Technical Paper 40, The Current Population Survey: Design and Methodology provides documentation of the weighting procedures for the CPS both with and without supplemental questions.

The final weight, which is the product of several adjustments, is used to produce population estimates for the various items covered in the regular monthly CPS. This weight is constructed from the basic weight for each person, which represents the probability of selection for the survey. The basic weight is adjusted for special sampling situations and failure to obtain interviews from eligible households (noninterview adjustment). A two-stage ratio estimation procedure adjusts the sample population to the known distribution of the entire population. This two-stage ratio estimation process produces factors which are applied to the basic weight (after the special weighting and noninterview adjustments are made) and results in the final weight associated with each record. In summary, the final weight is the product of: (1) the basic weight, (2) adjustments for special weighting, (3) noninterview adjustment, (4) first stage ratio adjustment factor, and (5) second stage ratio adjustment factor.

Differences in the questionnaire, sample, and data uses for the March CPS supplement result in the need for additional adjustment procedures to produce what is called the March supplement weight. The sample for the March CPS supplement is expanded to include male members of the Armed Forces who are living in civilian housing or with the family on a military base, as well as additional Spanish households which are not included in the monthly labor force estimates. The March CPS questionnaire also includes expanded questions on marital status and household relationships which allow for the creation of family data records.

The expanded sample and the need to have a husband and wife receive the same weight has resulted in a weighting system which produces the March supplement weight. The March supplement weight should be used for tabulations of items in the March CPS file.

Finally, household and family weights are the weights assigned to the householder or reference person after all adjustments have been made.

Earnings Data

Beginning in 1982, usual hourly and weekly earnings data appear on the Annual Demographic File (ADF) for that portion of the population roughly corresponding to wage and salary workers (self-employed persons in incorporated businesses are excluded, although they are normally included with the wage and salary population). These data are now collected on a monthly basis in the two outgoing rotation groups as part of the basic CPS labor force interview.

Since the intent of the regular collection of earnings data was to initiate a family earnings data series, all persons in the two outgoing rotations receive an "earnings weight," even if they are not eligible for the earnings item. The earnings weight is a simple ratio-estimation to the person's labor force status by age, race, and sex.

Further information on this earnings data series is contained in "Technical Description of the Quarterly Data on Weekly Earnings from the Current Population Survey," BLS Report #601, July 1980. This report is available on request from the U.S. Department of Labor, Bureau of Labor Statistics, Washington D.C. 20212. Attn: Office of Inquiries and Correspondence.

Changes in Current Population Survey Weighting

The following describes three recent changes in the CPS weighting process which were first implemented with the March 1981 CPS supplement. As a result of these changes, caution should be used when comparing 1981 and 1982 estimates with those from earlier years.

Change in Race Categories Used for Controlling Independent Population Estimates

Race categories are used in ratio-estimation of the sample estimates to known distributions. Before 1981, the Black and other-not-White sample estimates were separately adjusted to known totals for these two populations. Then these two groups were combined for the final adjustment in the weighting process which adjusted to independent estimates for White/not-White populations.

Starting in 1981, the March file represents ratio estimates to Black and not-Black totals; moreover, a separate adjustment is not made for other-not-White. Analysis of results from the 1980 census indicated that reporting of race was not directly comparable with CPS because of different data collection procedures. As a result, it was determined that more precise estimates could be derived for Black and not-Black populations as compared to those available for White and not-White populations.

March CPS Labor Force Estimates

Before 1981, an adjustment was made so that certain March supplement labor force estimates would be identical to the same estimates in the regular March Employment and Earnings publication. It was felt, however, that this procedure hurt the reliability of many March supplement estimates and that users' needs for consistency between different publications were limited enough to warrant elimination of this stage of weighting. Beginning in 1981, labor force estimates taken from the March CPS supplement file will not be in absolute agreement with the basic March labor force estimates.

Introduction of 1980 Decennial Census Population Controls

The ratio estimation procedure used to produce the weights carried on the March CPS file involves, in part, the adjustment of sample results to independent estimates of the population. These independent estimates are computed by updating the civilian noninstitutional population counts derived from the latest decennial census. March CPS sample results for 1972 through 1980 were adjusted to independent estimates derived from the 1970 census. March CPS sample results from 1981 forward are based on the results of the 1980 census.

The population counts as of April 1, 1980 from the 1980 census differ substantially from the independent estimates for the same date based on the 1970 census. For example, the 1980-based estimate of the civilian noninstitutional population on April 1, 1980 was 222,420,441 compared with the 1970-based estimate for the same date of 217,400,244. Furthermore, while analysis is continuing, it is generally believed that the 1980 census reduced the undercount experienced in 1970 for the population as a whole and most notably for minority groups. As a result, differences for subpopulation groups may be disproportionately greater than that for the total population.

Impact of Processing Changes

The following table shows population groups from the March 1980 and March 1981 Annual Demographic Files (ADF) based on both 1970 and 1980 population counts.

Selected Statistics for the Civilian Noninstitutional Population
(Numbers in Thousands)

	March 1981 a	March 1980 Procedures Used		Change b-c
		New ^{1/}	Old ^{2/}	
		b	c	
Total Population	224,425	222,271	217,245	5,026
White	192,398	191,161	187,489	3,672
Nonwhite	32,027	31,110	29,757	1,353
Black	26,348	25,914	25,357	557
Spanish	13,573	13,333	13,207	126
Total Males	108,276	107,268	104,836	2,432
Total Females	116,149	115,002	112,410	2,592

^{1/} Based on 1980 census estimates.

^{2/} Based on extrapolated 1970 census estimates.

NOTE: A version of the March 1980 file is available with 1980-based weights. This file provides the necessary bridge data for those users requiring more detailed direct comparisons between 1970- and 1980-based weights.

RECENT CHANGES IN CURRENT POPULATION SURVEY CONCEPTS

The concepts listed below show changes made in the household and family concepts for the March 1980 Current Population Survey (CPS) and which apply to all subsequent March supplements to the CPS. These changes affect the definitions for total households and subfamilies (See Figures 4-6), and correspond to the terminology and concepts used for the 1980 decennial census.

Concepts on Families

Primary Family Head. Prior to 1980, the person who maintained the family was referred to as the head, and in husband-wife households, the head by definition had to be a male. The new definition permits the wife to be designated as the "householder." 1/

Husband-wife. In addition to the definitional change described above, the old husband-wife designation is now referred to as a "married-couple" family.

Male Head, no wife present. Now referred to as "other family, male householder."

Female Head, no husband present. Now referred to as "other family, female householder."

Subfamilies. The term "related" was added to this concept. Related subfamilies refer to family groups within households where members are related to, but do not include, the householder or spouse of the householder. Neither the householder nor his/her spouse are included in this grouping.

Like the family households, husband-wife relationships are also referred to as "married-couple" subfamilies. However, a subfamily "male head with no wife present" is called a "father-child" related subfamily while a "female head with no husband present" is called a "mother-child" related subfamily.

Secondary Families. As a corollary to the related subfamily change, secondary families are now referred to as "unrelated subfamilies." Unrelated subfamilies refer to family groups within households where no member is related to the householder.

The same types of family relationships described for related subfamilies also apply to unrelated subfamilies with one addition (e.g., married-couple, father-child, mother-child unrelated subfamilies and other unrelated subfamilies; see Figure 4).

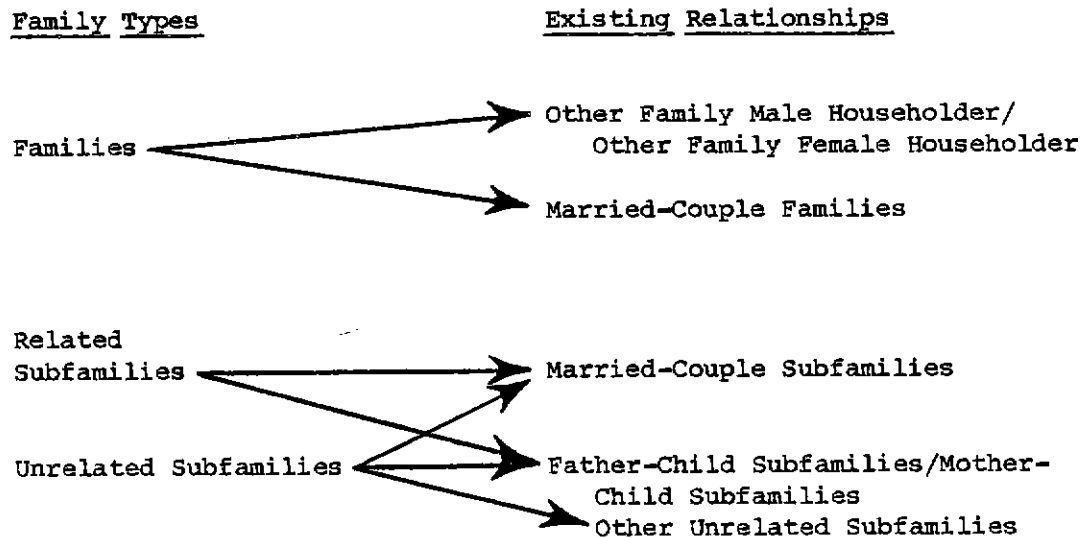
1/This change in definition for husband-wife households, however, may have a slight impact on the generation of family tables which are traditionally tallied by the characteristics of the head.

Total families. Data for secondary families (now unrelated subfamilies) no longer appear in the total families category. Therefore, the term "family" is now synonymous with the term "primary family." This usage is consistent with the family concept used in the 1980 census.

Adults. In defining adults, the age limit has been raised from 14 to 15 years old. Therefore, supplemental data for adults are only available for the 15+ population. Basic labor force data, however, are still available for 14 year olds.

FIGURE 4

Concepts Affecting Families



Concepts on Individuals

Head of Household, Spouse and Child. A variety of concepts have been used to identify related individuals. These include: head of household, spouse, and child. Both the head of household and spouse concepts have changed as shown in Figure 5. In related and unrelated subfamilies, the head is now referred to as the "reference person."

Primary Individual. Although everyone is or has been part of a family, many people do not live in a family setting. A primary individual, for example, is a person who lives alone or with nonrelatives. For 1980 and beyond, this person will be referred to as a "nonfamily householder" as shown in Figure 6.

Secondary Individual. This concept, like "primary individual," refers to unrelated individuals in a household. For 1980 and beyond, it will be referred to as "other person living with no relatives" as shown in Figure 6.

FIGURE 5

Major Changes in Concepts Affecting Related Individuals

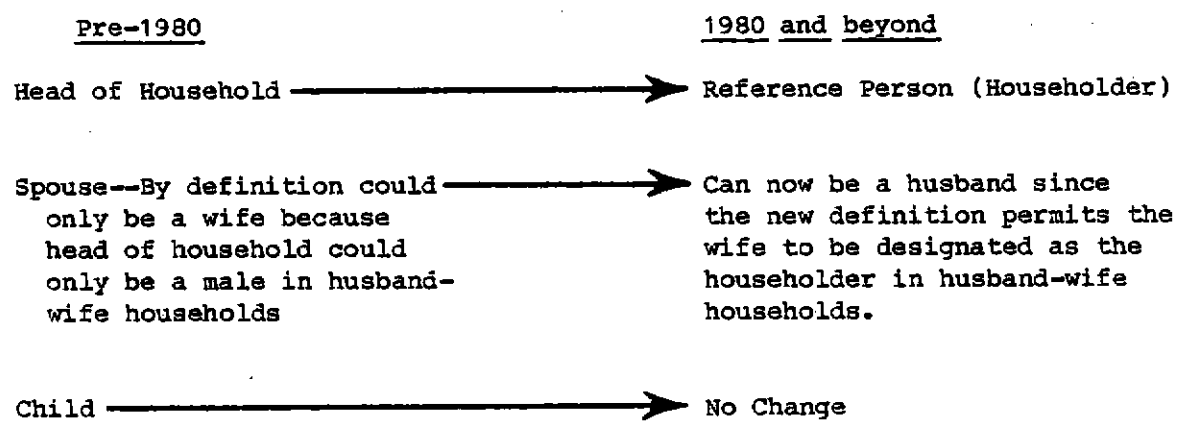
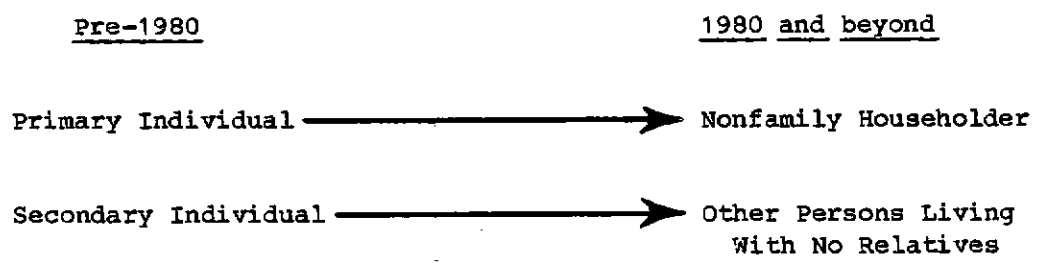


FIGURE 6

Major Changes in Concepts Affecting Unrelated Individuals



SUMMARY OF CHANGES IN DEFINITIONS AND TERMINOLOGY FOR
PRESENTATION OF HOUSEHOLD AND FAMILY DATA

I. General definitional change. The secondary family component of "total families" is excluded from the total families universe, thus, making the term "family" synonymous with the term "primary" family and consistent with the decennial-census family concept. Secondary families will continue to be recognized in the CPS and their characteristics will be tabulated separately. These secondary family data will be shown on a limited basis and will be referred to as unrelated subfamily data (see sections IV and V below).

II. Household Relationships

Categories: 1980 and beyond

Total population
 In households
 Family householder
 Married, spouse* present
 Other
 Spouse* of householder
 In related subfamilies
 Married, spouse* present
 Child of householder
 Parent, no spouse present
 Child of householder
 Child
 Child of householder, not in related subfamilies
 Other relatives, not in related subfamilies
 In unrelated subfamilies
 Reference person
 Married, spouse* present
 Other
 Spouse* of reference person
 Other in unrelated subfamily
 Other in unrelated subfamily
 Nonfamily householder
 Other persons living with no relatives
 In group quarters

Categories: Pre-1980

Total population
 In households
 Head of primary family
 Married, spouse** present
 Other
 Spouse** of primary family head
 In subfamilies
 Married, spouse** present
 Child of primary family head
 Other subfamily head
 Child of primary family head
 Child of subfamily head
 Child of primary family head, not in subfamilies
 Other relatives not in subfamilies
 In secondary families
 Head of family
 Married, spouse** present
 Other
 Spouse** of family head
 Child of family head
 Others in secondary families
 Primary individual
 Secondary individual in households
 In group quarters

*Indicates husband or wife as appropriate when data are shown by sex.
 ** By definition, can only be a wife.

III. Households by type

Categories: 1980 and beyond

Total households
Family households
 Married-couple family
 Other family, male householder
 Other family, female householder
Nonfamily households
 Male householder
 Female householder

Categories: Pre-1980

Total households
Primary families
 Husband-wife
 Male head, no wife present
 Female head, no husband present
Primary individuals
 Male
 Female

IV. Related subfamilies. Defined as nuclear family groups within households where members are related to, but do not include, the householder or spouse of householder (formerly called "subfamilies").

Categories: 1980 and beyond

Total related subfamilies
 Married-couple
 Mother-child
 Father-child

Categories: Pre-1980

Total subfamilies
 Husband-wife
 Female head, no husband present
 Male head, no wife present

V. Unrelated subfamilies. Defined as family groups within households where members are not related to the householder (formerly called "secondary families").

Categories: 1980 and beyond

Total unrelated subfamilies
 Married-couple
 Mother-child
 Father-child
 Other

Categories: Pre-1980

Total secondary families
 Husband-wife
 Female head, no husband present
 Male head, no wife present

CHANGES IN THE DATA DICTIONARY SINCE 1981

Changes in the March 1982 Data Dictionary are reflected below. The number preceding the description (i.e., H117) indicates the character location of the data item. The number in parentheses following each description shows the character size of the data item.

MARCH 1981 DATA DICTIONARY

MARCH 1982 DATA DICTIONARY

Household Record

H117
Filler (79)

H117
Household Received Energy
Assistance (1)

H118
Check for Energy Assistance Sent
to Household (1)

H119
Coupon/Voucher for Energy Assistance
Sent to Household (1)

H120
Payment For Energy Assistance Sent
to Electric or Gas Company, Fuel
Dealer, or Landlord (1)

H121
Total Value of Energy Assistance
Received (4)

H125
Type of Fuel Used by Household (1)

H126
Filler (70)

Person Record

P334 (2)

P334 (3)

P336
Working March 1980 (1)

MARCH 1981 DATA DICTIONARY

P337
In Armed Forces March 1980 (1)

P338
Attending College March 1980 (1)

P355
Filler (6)

MARCH 1982 DATA DICTIONARY

P337
State Residence In 1981 Code (2)

P355
Other Health Insurance (1)

P356
Covered By Other Health Insurance
(Edited) (1)

P357
Other Persons Covered By Health
Insurance (1)

P358
Filler (3)

The maximum income dollar amount for the following items was increased in the March CPS from \$50,000 in 1981 to \$75,000 in 1982: P191, Wages or Salaries (5); P196, Self-Employment Income (6); P202, Farm Income (6); P222, Interest Income (5); P227, Dividends, Rentals, and Trust Income (6), P238 Pension Income (5); P243, Alimony, Child Support, and Other Income (5).

The maximum dollar amount for P248, Total Personal Income (7) was increased from \$425,996 to \$654,999.

The value range for P255, Total Earnings (7) was changed from \$-19998 to \$150,000 in 1981 to \$-19,998 to \$225,000 in 1982.

The value range for P262, Total Other Income (7) was changed from \$-9999 to \$275,996 in 1981 to \$-99999 to \$429,999 in 1982.

DATA DICTIONARY INDEX

Current Population Survey, March 1982

<u>Item</u>	<u>Character Position</u>
<u>HOUSEHOLD RECORD INDEX</u>	
<u>Geographic Code and Size</u>	
Central City Status Code	H50
Division Code	H38
FIPS SMSA Code	H45
Modified SMSA Status Code	H49
Region Code	H37
SMSA Rank by Size	H43
SMSA Size Recode	H51
State Geographic Code	H39
State Population Size Rank	H41
<u>Household Characteristics</u>	
Energy Assistance	H117
Farm Nonfarm Recode	H56
Household Members Age 5-18, Never Married	H103
Household Status	H69
Household Type	H13
Number of Families in This Household	H11
Number Housing Units in Structure	H34
Number of Married Couples in Household Excluding Householder and Spouse	H83
Number of Persons in Household Under Age 18	H70
Number of Persons in This Household	H9
Number of Persons in Household Not Related to Householder	H82
Public Housing Project	H61
Race of Householder (Noninterview Type A)	H30
Relationship to Householder Recode	H81
Rent Subsidy	H62
Tenure of Household	H60
Trailer Portion of Unique Household	H7
Type of Heating Fuel	H125
Type of Living Quarters	H58
<u>Income (Cash and Noncash)</u>	
Energy Assistance Payment Sent to Household	H118,119,120
Free or Reduced Price Lunch Received At School	H106,107
Hot Lunch Eaten at School	H104,105
Household Income Percent Cut 1	H84
Household Income Percent Cut 2	H85
Household Income Recode	H87
Number of Months Household Members Received Food Stamps	H110
Number of Persons in Household Covered by Food Stamps	H109
Total Household Income	H72

Value of Energy Assistance Received By Household	H121
Value of Food Stamps Received by Household Members	H112

Noninterview Reason

Noninterview Reason	H31
Weight for Noninterview Records	H33

Number of Families (See Household Characteristics)

Number of Married Couples (See Household Characteristics)

Number of Persons (See Household Characteristics)

Public Housing (See Household Characteristics)

Race of Head (See Household Characteristics)

Record Identification

Allocation Flag for Household Number	H57
Household Record Type	H331
Identification Number	H18
Index of Principal Person	H14
Month-In-Sample Code	H17
Sequence Number	H1

SMSA (See Geographic Code and Size)

Weight

Household Weight	H196
------------------	------

FAMILY RECORD INDEX

Age

Members 18 to 64 Years of Age	F148
Members 65 Years and Over	F149
Number of Children in Family 5 to 17	F166
Persons in Family Under 18	F165
Presence of Related Children by Age.	F147

Flags

Flag-CS (child support)	F142
Flag-DI (dividends)	F139
Flag-EA (total family earnings)	F144
Flag-FR (farm)	F134
Flag-IN (interest)	F138
Flag-OT (other)	F145
Flag-PA (public assistance)	F137
Flag-RE (rental income or royalties)	F141
Flag-SE (self-employment)	F133
Flag-SP (supplemental income)	F136
Flag-US (U.S. government sources-Social Security or Railroad Retirement)	F135

Flag-TO (total family)	F143
Flag-VP (veterans payments)	F140
Flag-WS (wages and salaries)	F132
<u>Household Characteristics</u>	
Description of Family	F146
Householder of Spanish Origin	F19
Kind of Family	F9
Number of Earners in Family	F169
Number of Family Members in Labor Force	F167
Number of Persons in Family	F11
Sex and Marital Status of Family Householder and Labor Force Status of Spouse	F168
Type of Family	F10
<u>Income of Family (Low-Income Level)</u>	
Family Income to Low Income Level	F189
Low Income (Poverty) Cutoff Dollar Amount	F181
Ratio of Family Income to Low-Income Level	F190
<u>Income</u>	
Child Support, Etc.	F97
Dividends, Etc.	F74
Farm Income	F35
Family Income Percent Cut 1	F178
Family Income Percent Cut 2	F179
Family Income Recode	F192
Interest	F66
Money Received from Social Security and Railroad Retirement	F42
Public Assistance and Welfare	F58
Retirement	F89
Self-employment Income	F28
Sources of Income	F194
Supplemental Security, Money from U.S. and State and Local Government	F50
Veterans Payment, Etc.	F81
Wages and Salaries	F20
<u>Income Reciprocity</u>	
Type A Other Income	F170
Type B Other Income	F171
Type C Other Income	F172
Type D Other Income	F173
Type E Other Income	F174
Type F Other Income	F175
Type G Other Income	F176
Type H Other Income	F177
<u>Income Total of Family</u>	
Total Family Income	F105
Total Family Earnings	F114
Total Other Family Income	F123
<u>Labor Force (See Household Characteristics)</u>	

Marital Status

Age of Oldest Own Child, Any Marital Status	F163
Age of Youngest Own Child, Any Marital Status	F161
Own Children, Any Age, Any Marital Status	F151
Own Children Under 25, Any Marital Status	F152
Own Never Married Children Under 15	F154
Own Never Married Children Under 18	F150,153

Own Children

Own Children Under 1	F160
Own Children Under 3	F159
Own Children Under 5	F158
Own Children Under 6	F157
Own Children Under 9	F156
Own Children Under 12	F155

Record Identification

Household Record Type	F331
Family Sequence Number Within Household Index in Persons Record of Family Householder or Reference Person	F7
Family Householder or Reference Person Index in Persons Record of Family Husband	F13
Family Husband Index in Persons Record of Family Spouse or Reference Person	F209
Family Spouse or Reference Person Index in Persons Record of Family Wife	F15
Family Wife Index in Persons Record of Last Member	F207
Last Member Unique Household Identifier	F17
	F1

Sex (See Household Characteristics)

Weight

Family Weight	F196
---------------	------

PERSON RECORD INDEX

Age, Marital Status, Race, and Sex

Age Recode	P306
Age Recode 1	P304
Age in Single Years	P110
Marital Status	P107
Race	P109
Sex	P108
Spanish Ethnicity	P113

Armed Forces (See Veteran Status)

Education

Completed Highest Grade Attended	P117
Highest Grade Attended	P115

Earnings

Eligibility in Rotation Groups 1 or 5	P361
---------------------------------------	------

Employment Characteristics

Employment Status

Class of Worker (Current Job)	P59
Class of Worker (Longest Job Last Year)	P150
Class of Worker Recode 1	P314
Class of Worker Recode 2	P315
Did Not Work Last Year	P129
Earners Recode	P313
Employment Status Recode	P12
Experienced Labor Force Status (Edited)	P13
Full-Part Time Status Recode	P14
Getting Paid for Time Off Last Week	P22
Labor Force Recode 1	P295
Labor Force Recode 2	P296
Major Activity (Last Week)	P15
Number of Employers Last Year	P138
Paid Hourly	P364
Part-Full Time Recode	P309
Reason Work Part-Time	P149
What Was Done Most of Remaining Weeks Last Year	P145
When Last Worked For Pay	P60
When Last Worked Full-Time 2 Weeks or More	P48

Hours of Work

Hours Per Week Worked Last Year	P136
Hours Worked Last Week	P16
Usually Worked 35 Hours Per Week	P18
Usually Worked 35+ Hours Per Week at Job	P23
Worked Less Than 35 Hours One Week Last Year	P146
Reason Not Working 35 Hours Per Week	P19
Usual Hours Work Per Week (Rotation Group 1 or 5)	P362

Looking For Work

Believe No Work Available Not Looking	P31
Checked Employer Directly	P26
Checked Private Employment Agency	P25
Checked Public Employment Agency	P24
Checked With Friends or Relatives	P27
Could Not Find Any Work	P32
Did Nothing	P29
Intend to Look for Work Next Twelve Months	P63
Looking for Full-or Part-Time Work	P45
Looking for Work Last Year	P130
Looked for Work in Between Jobs	P139
Other Method Used	P30
Placed or Answered Ads	P28
Want Regular Job Now	P62
Weeks Looking All in One Stretch	P144
Weeks Looking or on Layoff	P142
Weeks Looking for Work	P43
Weeks Looking for Nonworkers in 1980	P131

Why Started Looking for Work	P42
Work Recode 1, Work Experience Weeks Looking, Nonworkers	P310
Work Recode 2, Part Year Worker Weeks Looking	P311
Work Recode 3, Part Year Worker Weeks Looking	P312
Unable to Work	
Any Reason Could Not Take Job	P46
Cannot Arrange Child Care	P36
Did Not Know	P41
Employers Think Too Young or Old	P34
Family Responsibility	P37
Ill Health or Other Physical Disability	P39
In School or Other Training	P38
Lacks Necessary Schooling	P33
Lost Full Weeks Work Due to Work Layoff	P140
Main Reason Did Not Work Last Year	P133
Other	P40
Personal Handicap	P35
Reason Could Not Take Work Last Week	P47
Why Left Job	P61
Weeks Worked	
Weeks Worked Part-Time	P147
Weeks Worked Recode	P307
Weeks Worked Last Year	P134
Why Not at Work Last Week	P21
<u>Flag</u>	
Allocation	P64, 65, 66, 67, 68, 69 70, 71, 72, 73, 74, 75, 76, 77, 78, 79, 80, 81, 82, 84, 85, 90
Child Support	P190
Dividend	P187
Earn Hourly	P385
Earn Weekly	P386
Farm Income	P182
Hours Worked	P382
Interest	P186
Paid Hourly	P384
Public Assistance	P185
Rental Income	P189
Self Employment	P181
State and Local Government	P184
Top Coded	P269, 270, 271 272, 273, 274, 275 276, 277, 278, 279 280, 281, 282
U.S. Government	P183
Veterans Payments	P188
Wages and Salaries Flag	P180
<u>Highest Grade Completed</u> (See Education)	

Household Characteristics

Family Number	P105
Family Relationship	P106
Family Type	P104
Household Recode (1 thru 4)	P297, 299, 300, 302
Parents Recode (Presence of Parents)	P303
Relationship to Householder	P103

Income (Non-Wages and Salaries Sources)

Alimony, Child Support, Other Income	P243
Dividends, Rentals, Trust	P227
Farm	P202
Hourly Earnings	P365
Interest Amount	P222
Income Cut-off	P289
Pension	P238
Person's Income Recode	P324
Personal Income Total	P248
Public Assistance Amount	P217
Self-employment	P196
Source of Income Recode	P326
Supplemental Security	P213
Total Earnings	P255
Total Other Income	P262
U.S. Government	P208
Veterans', Unemployment, Workmen's Compensation	P233
Wages or Salaries	P191
Weekly Earnings Before Deductions, Usual	P369

Income Reciprocity

Aid to Dependent Children	P164
Alimony and Child Support	P177
Anything Else	P179
Dividends	P167
Estates and Trust	P169
Farm Income	P159
Federal Government Pension	P175
Interest	P166
Military Retirement	P174
Other Public Assistance	P165
Other Regular Contribution	P178
Private Pensions	P173
Railroad Retirement	P161
Rent and Royalties	P168
Self-employment	P158
Social Security	P160
State and Local Government	P163
State and Local Government Pension	P176
U.S. Government	P162
Unemployment Compensation	P171
Veterans' Payments	P170
Wage and Salary	P157
Workmen's Compensation	P172

Insurance/Pension Coverage

CHAMPUS or Military Health Care	P353, 354
Group Health	P345, 348

Other Persons Covered	P347
Part Paid by Employer	P346
Medicaid	P351, 352
Medicare	P349, 350
Other Health Insurance	P355, 356
Other Persons Covered	P357
Pension Plan	P343, 344

LABOR FORCE (See Employment Characteristics)

PERSONS

Industry

Detailed Industry Recode 4	P322
Industry (current job)	P49
Industry Code (Longest job last year)	P151
Industry Recode (current job)	P52

Occupation

Detailed Occupation Recode 3	P318
Major Occupation Recode 4	P320
Occupation Code (current job)	P56
Occupation Recode (current job)	P154
Occupation Code (Longest job last year)	P154

Record Identification

Family Membership Key	P10
Person Record Type	P331
Person Sequence Number Within Household	P7
Population Type Item 25A	P102
Principal Person Indicator	P9
Related Subfamily Membership Key	P11
Unique Household Identifier	P1

Residence

Living in Same House March 1981	P339
Migration	P328
Region of Residence in 1981-Migration	P329
Residence 1981 to 1982	P341
SMSA Residence in 1981 Recode	P330
SMSA Residence March 1981	P340
State Residence in 1981	P337

Race (See Age, Marital Status, Race, and Sex)

Sex (See Age, Marital Status, Race)

Unemployment (See Employment Characteristics)

Veteran Status

Veteran Status	P112
----------------	------

Weights

Basic CPS Person Weight	P91
March Supplement Weight	P118
Basic Earnings Weight	P372

HOW TO USE THE DATA DICTIONARY

This computer-generated report documents the data contents and the record layout of the file. Below is a brief description of the information provided for each data item.

The first line of each data item description gives the name, size/scale, begin position, data type, and the variable label. Following these items, on subsequent lines, are any applicable notes and value codes. Each of the items is defined below.

1. Name. This is an arbitrarily assigned 8 character identifier. It may be a mnemonic such as "STATE" or "EDNUMBER", or a sequential identifier such as "TAB1", "TAB2", etc.
2. Size/Scale. The size of a data item is given in characters. The scale of a data item is given in integer powers of 10. Implied decimals or multipliers (in integer powers of ten only) are indicated by a "-" or a "+" followed by a number. For example, 123.45 would appear on the data tape as 12345, and the size/scale value would be 5/-2. A number recorded in thousands (12,345,000 for example) would appear on the data tape as 12345 and the size/scale value would be 5/+3. Scale factors which are not an integer power of ten are identified in the notes following the label, and in the footnotes.
3. Begin. This is the location in the data record of the first character of the data item.
4. Data Type. The data type indicates whether the data item is alphanumeric (A) or numeric (N).
5. Description (not labeled on the data dictionary).

Label. This is a single 40 character line or a set of 40 character lines which describes the data item.

Notes and Value Codes. This section provides any relevant notes or footnote references. In addition, any value codes necessary for the data item are listed and labeled here.

CPSMAR82 DATA DICTIONARY 07/23/82

FILE CHARACTERISTICS SECTION

FILE NAME	RECORD SIZE	BLOCK SIZE	STORAGE DEVICE	RECORD SEGMENTS
CPSMAR82				390

RECORD H

NAME	SIZE/ SCALE	BEGIN	DATA TYPE	
HHSEQNUM	6	1	A	HOUSEHOLD SEQUENCE NUMBER - UNIQUE ID SAME ID WILL APPEAR FOR EACH PERSON IN THIS HOUSEHOLD IN THE PPSEQNUM SAME ID WILL APPEAR FOR EACH FAMILY IN THIS HOUSEHOLD IN THE FFSEQNUM
HHPOS	2	7	A	TRAILER PORTION OF UNIQUE HOUSEHOLD 00=FOR HOUSEHOLD RECORD 01-39=FOR PERSON RECORD 41-79=FOR FAMILY RECORD
NUMPER	2	9	N	NUMBER OF PERSONS IN THIS HOUSEHOLD
NUMFAM	2	11	N	NUMBER OF FAMILIES IN THIS HOUSEHOLD
HHTYPE	1	13	A	HOUSEHOLD TYPE 1 INTERVIEW HOUSEHOLD, WITH HOUSEHOLDER 2 GROUP QUARTERS (COLLECTIVE HH) 3 NONINTERVIEW TYPE A 4 NONINTERVIEW TYPE B/C
PPINDIND	2	14	A	INDEX OF PRINCIPAL PERSON NIU 01-39 INDEX OF PRINCIPAL PERSON
ITEM9	1	16	A	HOUSEHOLD NUMBER (EDITED) 1 HOUSEHOLD 1 2 HOUSEHOLD 2 3 HOUSEHOLD 3 4 HOUSEHOLD 4 5 HOUSEHOLD 5 6 HOUSEHOLD 6 7 HOUSEHOLD 7 8 HOUSEHOLD 8

RECORD H

NAME	SIZE/ SCALE	BEGIN	DATA TYPE	
MIS	1	17	A	MONTH-IN-SAMPLE CODE GENERATED FROM MONTH AND ROTATION
HHIDNUM	12	18	A	HOUSEHOLD IDENTIFICATION NUMBER
BITM14RC	1	30	A	RACE OF HOUSEHOLDER (NONINTERVIEW) 0 NIU 1 WHITE 2 BLACK 3 OTHER
BITM15RC	2	31	A	NONINTERVIEW REASON 00 NIU 01 VACANT - REGULAR 02 VACANT - STORAGE FOR HH FURNITURE 03 TEMPORARILY OCCUP. BY URE 04 UNFIT OR TO BE DEMOLISHED 05 UNDER CONSTRUCTION, NOT READY 06 CONVERTED TO TEMP BUSINESS OR STORAGE 07 OCCUPIED BY PERSONS IN AF OR UNDER 14 08 UNOCCUPIED TENT OR TRAILER SITE 09 PERMIT GRANTED, CONST. NOT STARTED 10 OTHER 11 DEMOLISHED 12 HOUSE OR TRAILER MOVED 13 OUTSIDE SEGMENT 14 CONVERTED TO PERM BUSINESS OR STORAGE 15 MERGED 16 CONDEMNED 17 BUILT AFTER APRIL 1, 1970 18 UNUSED LINE ON LISTING SHEET 19 OTHER
BNIWGT	1	33	A	WEIGHT CODE FOR NONINTERVIEW RECORDS 0 NIU 1 REGULAR TYPE A, B, OR C NONINTERVIEW 2 SUBSAMPLE TYPE A NONINTERVIEW 3 SUBSAMPLE TYPE B NONINTERVIEW 4 SUBSAMPLE TYPE C NONINTERVIEW

RECORD H

NAME	SIZE/ SCALE	BEGIN	DATA TYPE
NUMHU	1	34	A
		0	NUMBER HOUSING UNITS IN STRUCTURE NOT CODED (NC)
		1	1
		2	2
		3	3-4
		4	5-9
		5	10+

FILL1	2	35	A	FILLER
-------	---	----	---	--------

REGION	1	37	A	GEOGRAPHIC REGION CODE
		1		NORTHEAST
		2		NORTH CENTRAL
		3		SOUTH
		4		WEST

DIVISION	1	38	A	GEOGRAPHIC DIVISION CODE
		1		NEW ENGLAND
		2		MIDDLE ATLANTIC
		3		EAST NORTH CENTRAL
		4		WEST NORTH CENTRAL
		5		SOUTH ATLANTIC
		6		EAST SOUTH CENTRAL
		7		WEST SOUTH CENTRAL
		8		MOUNTAIN
		9		PACIFIC

MSTSTATE	2	39	A	GEOGRAPHIC STATE CODE
		11		MAINE
		12		NEW HAMPSHIRE
		13		VERMONT
		14		MASSACHUSETTS
		15		RHODE ISLAND
		16		CONNECTICUT
		21		NEW YORK
		22		NEW JERSEY
		23		PENNSYLVANIA
		31		OHIO
		32		INDIANA

RECORD H

NAME	SIZE/ SCALE	BEGIN	DATA TYPE
ILLINOIS	33		
MICHIGAN	34		
WISCONSIN	35		
MINNESOTA	41		
IOWA	42		
MISSOURI	43		
NORTH DAKOTA	44		
SOUTH DAKOTA	45		
NEBRASKA	46		
KANSAS	47		
DELAWARE	51		
MARYLAND	52		
DISTRICT OF COLUMBIA	53		
VIRGINIA	54		
WEST VIRGINIA	55		
NORTH CAROLINA	56		
SOUTH CAROLINA	57		
GEORGIA	58		
FLORIDA	59		
KENTUCKY	61		
TENNESSEE	62		
ALABAMA	63		
MISSISSIPPI	64		
ARKANSAS	71		
LOUISIANA	72		
OKLAHOMA	73		
TEXAS	74		
MONTANA	81		
IDAHO	82		
WYOMING	83		
COLORADO	84		
NEW MEXICO	85		
ARIZONA	86		
UTAH	87		
NEVADA	88		
WASHINGTON	91		
OREGON	92		
CALIFORNIA	93		
ALASKA	94		
HAWAII	95		

MSTSTRAN	2	41	A	STATE POPULATION SIZE RANK (1970)
				CALIFORNIA
				NEW YORK
				PENNSYLVANIA

NAME	SIZE/ SCALE	RECORD		DATA TYPE
		BEGIN	H	
TEXAS		04		
ILLINOIS		05		
OHIO		06		
MICHIGAN		07		
NEW JERSEY		08		
FLORIDA		09		
MASSACHUSETTS		10		
INDIANA		11		
NORTH CAROLINA		12		
MISSOURI		13		
VIRGINIA		14		
GEORGIA		15		
WISCONSIN		16		
TENNESSEE		17		
MARYLAND		18		
MINNESOTA		19		
LOUISIANA		20		
ALABAMA		21		
WASHINGTON		22		
KENTUCKY		23		
CONNECTICUT		24		
IOWA		25		
SOUTH CAROLINA		26		
OKLAHOMA		27		
KANSAS		28		
MISSISSIPPI		29		
COLORADO		30		
OREGON		31		
ARKANSAS		32		
ARIZONA		33		
WEST VIRGINIA		34		
NEBRASKA		35		
UTAH		36		
NEW MEXICO		37		
MAINE		38		
RHODE ISLAND		39		
HAWAII		40		
DISTRICT OF COLUMBIA		41		
NEW HAMPSHIRE		42		
IDAHO		43		
MONTANA		44		
SOUTH DAKOTA		45		
NORTH DAKOTA		46		
DELAWARE		47		
NEVADA		48		
VERMONT		49		
WYOMING		50		
ALASKA		51		

RECORD H

NAME	SIZE/ SCALE	BEGIN	DATA TYPE
SMSA	2	43	A
		00	SMSA RANK BY SIZE (1970)
		01	NOT LISTED BELOW
		02	NEW YORK, N.Y.
		03	LOS ANGELES-LONG BEACH, CALIF.
		04	CHICAGO, ILL.
		05	PHILADELPHIA, PA.
		06	DETROIT, MICH.
		07	SAN FRANCISCO-OAKLAND, CALIF.
		08	WASHINGTON, D.C.-MD.-VA.
		09	BOSTON, MASS.
		10	NASSAU-SUFFOLK, N.Y.
		11	PITTSBURGH, PA.
		12	ST. LOUIS, MO.-ILL.
		13	BALTIMORE, MD.
		14	CLEVELAND, OHIO
		15	HOUSTON, TEXAS
		16	NEWARK, N.J.
		17	MINNEAPOLIS-ST. PAUL, MINN.
		18	DALLAS, TEXAS
		19	SEATTLE-EVERETT, WASH.
		20	ANAHEIM-SANTA ANA-GARDEN GROVE, CALI
		21	MILWAUKEE, WIS.
		22	ATLANTA, GA.
		23	CINCINNATI, OHIO
		24	PATERSON-CLIFTON-PASSAIC, N.J.
		25	SAN DIEGO, CALIF.
		26	BUFFALO, N.Y.
		27	MIAMI, FLA.
		28	KANSAS CITY, MO.-KAN.
		29	DENVER, COLO.
		30	SAN BERNARDINO-RIVERSIDE-ONTARIO, CA
		31	INDIANAPOLIS, IND.
		32	SAN JOSE, CALIF.
		33	NEW ORLEANS, LA.
		34	TAMPA-ST. PETERSBURG, FLA.
		36	PORTLAND, ORE.-WASH.
		38	COLUMBUS, OHIO
		42	ROCHESTER, N.Y.
		44	SACRAMENTO, CALIF.
		45	FORT WORTH, TEXAS
		46	BIRMINGHAM, ALA.
		48	ALBANY-SCHENECTADY-TROY, N.Y.
		49	NORFOLK-PORTSMOUTH, VA.
		53	AKRON, OHIO
		57	GARY-HAMMOND-EAST CHICAGO, IND.
			GREENSBORO-WINSTON-SALEM-HIGH POINT,

RECORD H

NAME	SIZE/ SCALE	BEGIN	DATA TYPE	FIPS SMSA CODE
SMSAFIPS	4	45	A	NOT IDENTIFIABLE
		0000		NEW YORK, N.Y.
		5600		LOS ANGELES-LONG BEACH, CALIF.
		4480		CHICAGO, ILL.
		1600		PHILADELPHIA, PA.
		6160		DETROIT, MICH.
		2160		SAN FRANCISCO-OAKLAND, CALIF.
		7360		WASHINGTON, D.C.-MD.-VA.
		8840		BOSTON, MASS.
		1120		NASSAU-SUFFOLK, N.Y.
		5380		PITTSBURGH, PA.
		6280		ST. LOUIS, MO.-ILL.
		7040		BALTIMORE, MD.
		0720		CLEVELAND, OHIO
		1680		HOUSTON, TEXAS
		3360		NEWARK, N.J.-ST. PAUL, MINN.
		5640		MINNEAPOLIS-ST. PAUL, MINN.
		5120		DALLAS, TEXAS
		1920		SEATTLE-EVERETT, WASH.
		7600		ANAHEIM-SANTA ANA-GARDEN GROVE, CA
		0360		MILWAUKEE, WIS.
		5080		ATLANTA, GA.
		0520		CINCINNATI, OHIO
		1640		PATTERSON-CLIFTON-PASSAIC, N.J.
		6040		SAN DIEGO, CALIF.
		7320		BUFFALO, N.Y.
		1280		MIAMI, FLA.
		5000		KANSAS CITY, MO.-KAN.
		3760		DENVER, COLO.
		2080		SAN BERNARDINO-RIVERSIDE-ONTARIO,
		7280		INDIANAPOLIS, IND.
		3480		SAN JOSE, CALIF.
		7400		NEW ORLEANS, LA.
		5560		TAMPA-ST. PETERSBURG, FLA.
		8280		PORTLAND, ORE.-WASH.
		6440		COLUMBUS, OHIO
		1840		ROCHESTER, N.Y.
		6840		SACRAMENTO, CALIF.
		6920		FORT WORTH, TEXAS
		2800		BIRMINGHAM, ALA.
		1000		ALBANY-SCHENECTADY-TROY, N.Y.
		0160		NORFOLK-PORTSMOUTH, VA.
		5720		AKRON, OHIO
		0080		GARY-HAMMOND-EAST CHICAGO, IND.
		2960		GREENSBORO-WINSTON-SALEM-HIGH POINT
		3120		

RECORD H

NAME	SIZE/ SCALE	BEGIN	DATA TYPE	
MSTMSAR	1	49	A	MODIFIED SMSA STATUS CODE SMSA NON SMSA NOT IDENTIFIABLE
CCCSMSA	1	50	A	CENTRAL CITY STATUS CODE CENTRAL CITY BALANCE OF SMSA NON SMSA NOT IDENTIFIABLE
SMSASIZR	1	51	A	SMSA SIZE RECODE NIU 3,000,000 OR MORE 1,000,000 - 2,999,999
FILL2	4	52	A	FILLER
LANDUSAG	1	56	A	FARM NON-FARM RECODE NONFARM FARM 10 OR MORE ACRES FARM LESS THAN 10 ACRES
AITEM9	1	57	A	ALLOCATION FLAG FOR HH NUMBER NOT ALLOCATED ALLOCATED
ITEM4	2	58	A	TYPE OF LIVING QUARTERS HOUSE, APARTMENT IN NONTRANSIENT HOTEL, ETC HU PERMANENT, IN TRANSIENT HOTEL, ETC HU IN ROOMING HOUSE MOBILE HOME OR TRAILER HU NOT SPECIFIED ABOVE QUARTERS NOT HU (GROUP QUARTERS)

RECORD H

NAME	SIZE/ SCALE	BEGIN	DATA TYPE	
TENURE	1	60	A	TENURE OF HOUSEHOLD (ITEM 60) OWNED OR BEING BOUGHT RENTED NO CASH RENT
		08		UNIT NOT PERMANENT (GROUP QUARTERS)
		09		TENT/TRAILER SITE (GROUP QUARTERS)
		10		OTHER NOT HU (GROUP QUARTERS)
PUBLIC	1	61	A	PUBLIC HOUSING PROJECT (ITEM 61) NIU YES NO
		0		
		1		
		2		
LOWERREN	1	62	A	RENT SUBSIDY (ITEM 62) NIU YES NO
		0		
		1		
		2		
FILL3	6	63	A	FILLER
HHSTATUS	1	69	A	HOUSEHOLD STATUS NIU (GROUP QUARTERS) FAMILY NONFAMILY HOUSEHOLDER LIVING ALONE NONFAMILY HOUSEHOLDER LIVING WITH NONRELATIVES
		0		
		1		
		2		
		3		
HHUND18	2	70	N	NUMBER OF PERSONS IN HOUSEHOLD UNDER AGE 18 NONE 01-39 = NUMBER OF PERSONS UNDER 18
HHINCTOT	9	72	N	TOTAL HOUSEHOLD INCOME

RECORD H

NAME	SIZE/ SCALE	BEGIN	DATA TYPE	DESCRIPTION
HHRECREL	1	81	A	RELATIONSHIP TO HOUSEHOLDER RECODE 0 NIU (GROUP QUARTERS) 1 ALL MEMBERS RELATED TO HOUSEHOLDER 2 NO MEMBERS RELATED TO HOUSEHOLDER 3 SOME MEMBERS RELATED TO HOUSEHOLDER
HHNUMNRL	1	82	A	NUMBER OF PERSONS IN HOUSEHOLD NOT RELATED TO HOUSEHOLDER NONE/ NIU (GROUP QUARTERS) 0 1 PERSON 1 2 PERSONS 2 3 PERSONS 3 4 OR MORE PERSONS 4
HHNUMCPL	1	83	A	NUMBER OF MARRIED COUPLES IN HOUSEHOLD EXCLUDING HOUSEHOLDER AND SPOUSE NONE 0 1 COUPLE 1 2+ COUPLES 2
HHTOP5PC	1	84	A	HOUSEHOLD INCOME PERCENT CUT 1 NATIONAL HOUSEHOLD INCOME RANKING NIU (GROUP QUARTERS) 0 NOT IN TOP 5 PCT 1 IN TOP 5 PCT 2
HHPTCUT	2	85	A	HOUSEHOLD INCOME PERCENT CUT 2 NATIONAL HOUSEHOLD INCOME RANKING NIU (GROUP QUARTERS) 00 LOWEST 5 PER CENT 01 SECOND 5 PER CENT 02 THIRD 5 PER CENT 03 FOURTH 5 PER CENT 04 FIFTH 5 PER CENT 05

RECORD H

NAME	SIZE/ SCALE	BEGIN	DATA TYPE
		06	SIXTH 5 PER CENT
		07	SEVENTH 5 PER CENT
		08	EIGHTH 5 PER CENT
		09	NINTH 5 PER CENT
		10	TENTH 5 PER CENT
		11	ELEVENTH 5 PER CENT
		12	TWELVETH 5 PER CENT
		13	THIRTEENTH 5 PER CENT
		14	FOURTEENTH 5 PER CENT
		15	FIFTEENTH 5 PER CENT
		16	SIXTEENTH 5 PER CENT
		17	SEVENTEENTH 5 PER CENT
		18	EIGHTEENTH 5 PER CENT
		19	NINETEENTH 5 PER CENT
		20	TOP 5 PER CENT

HHINCMRE 2 87 A HOUSEHOLD INCOME RECODE

01	NONE
02	LOSS
03	\$1 TO \$2,499
04	\$2,500 TO \$4,999
05	\$5,000 TO \$7,499
06	\$7,500 TO \$9,999
07	\$10,000 TO \$12,499
08	\$12,500 TO \$14,999
09	\$15,000 TO \$17,499
10	\$17,500 TO \$19,999
11	\$20,000 TO \$22,499
12	\$22,500 TO \$24,999
13	\$25,000 TO \$27,499
14	\$27,500 TO \$29,999
15	\$30,000 TO \$32,499
16	\$32,500 TO \$34,999
17	\$35,000 TO \$37,499
18	\$37,500 TO \$39,999
19	\$40,000 TO \$44,999
20	\$45,000 TO \$49,999
21	\$50,000 TO \$59,999
22	\$60,000 TO \$74,999
23	\$75,000 AND OVER

FILL4 14 89 A FILLER

RECORD H

NAME	SIZE/ SCALE	BEGIN	DATA TYPE	
HMEMB518	1	103	A	NUMBER OF HOUSEHOLD MEMBERS 5-18 NEVER MARRIED OTHER THAN HOUSEHOLDER ZERO MEMBERS NEVER MARRIED 1 MEMBER NEVER MARRIED 2 MEMBERS NEVER MARRIED 3 MEMBERS NEVER MARRIED 4 MEMBERS NEVER MARRIED 5 MEMBERS NEVER MARRIED 6 MEMBERS NEVER MARRIED 7 MEMBERS NEVER MARRIED 8 MEMBERS NEVER MARRIED 9 OR MORE MEMBERS NEVER MARRIED
HHOTLUN	1	104	A	COMPLETE LUNCH EATEN AT SCHOOL NIU CHILDREN EAT COMPLETE LUNCH AT SCHOOL NO CHILDREN EAT COMPLETE LUNCH AT SCHOOL
HNUMHOT	1	105	N	NUMBER OF CHILDREN WHO EAT COMPLETE LUNCH AT SCHOOL 0 NIU 1-9 = NUMBER OF CHILDREN EAT COMPLETE LUNCH AT SCHOOL
HFREELUN	1	106	A	FREE OR REDUCED PRICE LUNCH NIU CHILDREN RECEIVE FREE OR REDUCED PRICE LUNCH NO CHILDREN RECEIVE FREE OR REDUCED PRICE LUNCH
HNUMFREE	1	107	N	NUMBER OF CHILDREN WHO RECEIVE FREE OR REDUCED PRICE LUNCH 0 NIU 1-9 NUMBER OF CHILDREN RECEIVED FREE OR REDUCED PRICE LUNCH

RECORD H

NAME	SIZE/ SCALE	BEGIN	DATA TYPE	
HFOODSP	1	108	A	HOUSEHOLD RECEIVED FOOD STAMPS YES NO
		1		
		2		
HNUMFS	1	109	A	NUMBER OF PERSONS IN HOUSEHOLD COVERED BY FOOD STAMPS NIU 1 PERSON 2 PERSONS 3 PERSONS 4 PERSONS 5 PERSONS 6 PERSONS 7 PERSONS 8 PERSONS 9 OR MORE PERSONS
		0		
		1		
		2		
		3		
		4		
		5		
		6		
		7		
		8		
		9		
HNUMMO	2	110	N	NUMBER OF MONTHS FOOD STAMPS RECEIVED NIU 00 01-12 = NUMBER MONTHS FOOD STAMPS RECEIVED
HVALUEFS	4	112	N	TOTAL VALUE OF FOOD STAMPS RECEIVED VALUE RANGE IS FROM 0001 TO 5999 NIU 0000
HFSALFLG	1	116	A	ALLOCATION FLAG--FOOD STAMPS 0 NO ALLOCATION 1 INCOME AMOUNT ALLOCATED 2 RECIPIENCY TYPE ALLOCATED 3 INCOME AND RECIPIENCY TYPE ALLOCATED
HENRGYAS	1	117	A	HOUSEHOLD RECEIVED ENERGY ASSISTANCE NIU 0 YES 1 YES 2 NO

RECORD H

NAME	SIZE/ SCALE	BEGIN	DATA TYPE	
HENRGYCK	1	118	A	CHECK SENT TO HOUSEHOLD
		0		NIU
		1		YES
HENRGYCV	1	119	A	COUPON/VOUCHER SENT TO HOUSEHOLD
		0		NIU
		1		YES
HENRGYSE	1	120	A	PAYMENT SENT TO ELECTRIC OR GAS COMPANY, FUEL DEALER OR LANDLORD
		0		NIU
		1		YES
HENRGYVA	4	121	N	AMOUNT OF ENERGY ASSISTANCE RECEIVED
		0000		NIU
		1999		1999 OR MORE RECEIVED
HENRGYFL	1	125	A	TYPE OF FUEL
		0		NIU
		1		GAS FROM UNDERGROUND PIPES
		2		GAS--BOTTLED, TANK, OR LP
		3		ELECTRICITY
		4		FUEL OIL, KEROSENE, ETC.
		5		COAL OR COKE
		6		WOOD
		7		OTHER
		8		NO FUEL USED
FILL5	70	126	A	FILLER
HHSUPWGT	11/-2	196	N	HOUSEHOLD WEIGHT (TWO IMPLIED DECIMALS)

RECORD H

NAME	SIZE/ SCALE	BEGIN	DATA TYPE
FILL6	124	207	A FILLER
HHRECTYP	1	331	A HOUSEHOLD RECORD TYPE HOUSEHOLD RECORD
FILL7	59	332	A FILLER

RECORD F

NAME	SIZE/ SCALE	BEGIN	DATA TYPE	
FFSEQNUM	6	1	A	UNIQUE HOUSEHOLD IDENTIFIER
FFPOS	2	7	A	FAMILY SEQUENCE NUMBER WITHIN HOUSEHOLD
FKIND	1	9	A	KIND OF FAMILY 1 FAMILY 2 RELATED SUBFAMILY 3 UNRELATED SUBFAMILY 4 NONFAMILY HOUSEHOLDER 5 UNRELATED INDIVIDUALS
FTYPE	1	10	A	TYPE OF FAMILY 1 MARRIED COUPLE FAMILY 2 OTHER FAMILY, MALE HOUSEHOLDER 3 OTHER FAMILY, FEMALE HOUSEHOLDER
FPERSONS	2	11	N	NUMBER OF PERSONS IN FAMILY
FHOUHIND	2	13	A	INDEX IN PERSONS RECORD OF FAMILY HOUSEHOLDER OR REFERENCE PERSON
FSPOUSIN	2	15	A	INDEX IN PERSONS RECORD OF FAMILY SPOUSE 00 = NO SPOUSE 01 = ILLEGAL CODE 02-39 = INDEX OF SPOUSE
FLASTIND	2	17	A	INDEX IN PERSONS RECORD OF LAST MEMBER ALL PERSONS FROM FHOUHIND THRU FLASTIND ARE MEMBERS OF THIS FAMILY
FSPANHEA	1	19	A	HOUSEHOLDER OF SPANISH ORIGIN

NAME	SIZE/ SCALE	BEGIN	RECORD	DATA TYPE	YES		
					1	2	
FINCMS	8	20	N				FAMILY INCOME - WAGES AND SALARIES DOLLAR AMOUNT
FINCSE	7	28	N				FAMILY INCOME - SELF EMPLOYMENT INCOME 0000000 = NONE NEGATIVE DOLLAR AMT = INCOME LOSS POSITIVE DOLLAR AMT = INCOME
FINCFR	7	35	N				FAMILY INCOME - FARM INCOME 0000000 = NONE NEGATIVE DOLLAR AMT = INCOME LOSS POSITIVE DOLLAR AMT = INCOME
FINCUS	8	42	N				FAMILY INCOME - MONEY RECEIVED FROM U.S. GOV'T. INCLUDES SOCIAL SECURITY AND RAILROAD RETIREMENT DOLLAR AMOUNT
FINCSP	8	50	N				FAMILY INCOME - SUPPLEMENTAL SECURITY INCLUDES MONEY RECEIVED FROM U.S., STATE, AND LOCAL GOV'T DOLLAR AMOUNT
FINCFA	8	58	N				FAMILY INCOME - PUBLIC ASSISTANCE AND WELFARE INCLUDES AID TO FAMILIES WITH DEPENDANT CHILDREN AND OTHER ASSISTANCE DOLLAR AMOUNT
FINCINT	8	66	N				FAMILY INCOME - INTEREST DOLLAR AMOUNT

RECORD F

NAME	SIZE/ SCALE	BEGIN	DATA TYPE	
FINCDIV	7	74	N	FAMILY INCOME - DIVIDENDS, ETC. DOLLAR AMOUNT INCLUDES DIVIDENDS, NET RENTAL INCOME OR ROYALTIES, ESTATES OR TRUSTS 0000000 = NONE NEGATIVE DOLLAR AMT = INCOME LOSS POSITIVE DOLLAR AMT = INCOME
FINCVP	8	81	N	FAMILY INCOME - VETERANS PAYMENTS ETC. INCLUDES VETERANS PAYMENTS, AND UNEMPLOYMENT COMPENSATION, AND WORKMENS COMPENSATION DOLLAR AMOUNT
FINCRET	8	89	N	FAMILY INCOME - RETIREMENT INCLUDES PRIVATE PENSIONS AND ANNUITIES, MILITARY RETIREMENT, FEDERAL GOV'T EMPLOYEE PENSIONS, AND STATE OR LOCAL GOV'T PENSIONS DOLLAR AMOUNT
FINCCS	8	97	N	FAMILY INCOME - CHILD SUPPORT, ETC. INCLUDES ALIMONY AND CHILD SUPPORT, OTHER REGULAR CONTRIBUTIONS FROM PERSONS NOT IN HOUSEHOLD, AND ANYTHING ELSE DOLLAR AMOUNT
FINCTOT	9	105	N	TOTAL FAMILY INCOME 000000000 = NONE NEGATIVE DOLLAR AMT = INCOME LOSS POSITIVE DOLLAR AMT = INCOME
FINCEARN	9	114	N	TOTAL FAMILY EARNINGS 000000000 = NONE NEGATIVE DOLLAR AMT = INCOME LOSS POSITIVE DOLLAR AMT = INCOME

RECORD F

NAME	SIZE/ SCALE	BEGIN	DATA TYPE	
FINCOTH	9	123	N	TOTAL OTHER FAMILY INCOME 00000000 = NONE NEGATIVE DOLLAR AMT = INCOME LOSS POSITIVE DOLLAR AMT = INCOME
FLFINCWS	1	132	A	TOP-CODED FLAG-WS THE VARIOUS INCOME FIELDS HAVE BEEN TOP CODED TO PREVENT DISCLOSURE NOT TOP CODED TOP CODED
FLAGFINC	1	133	A	TOP-CODED FLAG-SE NOT TOP CODED TOP CODED
FLFINCFR	1	134	A	TOP-CODED FLAG-FR NOT TOP CODED TOP CODED
FLFINCUS	1	135	A	TOP-CODED FLAG-US NOT TOP CODED TOP CODED
FLFINCSP	1	136	A	TOP-CODED FLAG-SP NOT TOP CODED TOP CODED
FLFINCPA	1	137	A	TOP-CODED FLAG-PA NOT TOP CODED TOP CODED
FLFINCIN	1	138	A	TOP-CODED FLAG-IN

RECORD F

NAME	SIZE/ SCALE	BEGIN	DATA TYPE
	0		NOT TOP CODED
	1		TOP CODED
FLFINCDI	1	139	A TOP-CODED FLAG-DI NOT TOP CODED
	0		NOT TOP CODED
	1		TOP CODED
FLFINCVP	1	140	A TOP-CODED FLAG-VP NOT TOP CODED
	0		NOT TOP CODED
	1		TOP CODED
FLFINCRE	1	141	A TOP-CODED FLAG-RE NOT TOP CODED
	0		NOT TOP CODED
	1		TOP CODED
FLFINCCS	1	142	A TOP-CODED FLAG-CS NOT TOP CODED
	0		NOT TOP CODED
	1		TOP CODED
FLFINCTO	1	143	A TOP-CODED FLAG-TO NOT TOP CODED
	0		NOT TOP CODED
	1		TOP CODED
FLFINCEA	1	144	A TOP-CODED FLAG-EA NOT TOP CODED
	0		NOT TOP CODED
	1		TOP CODED
FLFINCOT	1	145	A TOP-CODED FLAG-OT NOT TOP CODED
	0		NOT TOP CODED
	1		TOP CODED
FRECODE1	1	146	A DESCRIPTION OF FAMILY

RECORD F

NAME	SIZE/ SCALE	BEGIN	DATA TYPE
	1	1	FAMILY CONTAINING NO RELATED SUBFAMILIES
	2	2	FAMILY WITH 1 OR MORE RELATED SUBFAMILIES
	3	3	UNRELATED SUBFAMILY
	4	4	RELATED SUBFAMILY
	5	5	NONFAMILY HOUSEHOLDER
	6	6	UNRELATED INDIVIDUAL 15+, IN A HH
	7	7	UNRELATED INDIVIDUAL 15+, IN GRP. QTR
	8	8	UNRELATED INDIVIDUAL, UNDER 15, IN HH
	9	9	UNRELATED INDIVIDUAL, UNDER 15, IN GQ

FRECODE98	1	147	A	PRESENCE OF RELATED CHILDREN BY AGE
	0	0		NIU (PRIMARY AND UNRELATED INDIVIDUALS)
	1	1		SOME UNDER 3
	2	2		ALL 3 TO 5
	3	3		ALL 6 TO 17
	4	4		NONE UNDER 18

FRECODE5	1	148	A	FAMILY MEMBERS 18 TO 64 YEARS OF AGE
	0	0		NONE
	1	1		1 MEMBER
	2	2		2 MEMBERS
	3	3		3 MEMBERS
	4	4		4 MEMBERS
	5	5		5 MEMBERS
	6	6		6 MEMBERS
	7	7		7 OR MORE MEMBERS

FRECODE6	1	149	A	FAMILY MEMBERS 65 YEARS AND OVER
	0	0		NONE
	1	1		1 MEMBER
	2	2		2 MEMBERS
	3	3		3 MEMBERS
	4	4		4 MEMBERS
	5	5		5 OR MORE MEMBERS

FRECODE7	1	150	A	OWN NEVER MARRIED CHILDREN UNDER 18
----------	---	-----	---	-------------------------------------

RECORD F

NAME	SIZE/ SCALE	BEGIN	DATA TYPE
	0		NO OWN CHILDREN UNDER 18
	1		1 OR MORE, ALL UNDER 6
	2		1 OR MORE, SOME UNDER 6, SOME 6-17
	3		1 OR MORE, ALL 6-17

NAME	SIZE/ SCALE	BEGIN	DATA TYPE
FREC8	1	151	A OWN CHILDREN, ANY AGE, MARITAL STATUS
	0		NONE
	1		1 CHILD
	2		2 CHILDREN
	3		3 CHILDREN
	4		4 CHILDREN
	5		5 CHILDREN
	6		6 CHILDREN
	7		7 CHILDREN
	8		8 CHILDREN
	9		9 OR MORE CHILDREN

NAME	SIZE/ SCALE	BEGIN	DATA TYPE
FREC9	1	152	A OWN CHILDREN UNDER 25, ANY MARITAL STATUS
	0		NONE
	1		1 CHILD
	2		2 CHILDREN
	3		3 CHILDREN
	4		4 CHILDREN
	5		5 CHILDREN
	6		6 CHILDREN
	7		7 CHILDREN
	8		8 CHILDREN
	9		9 OR MORE CHILDREN

NAME	SIZE/ SCALE	BEGIN	DATA TYPE
FREC10	1	153	A OWN NEVER MARRIED CHILDREN UNDER 18
	0		NONE
	1		1 CHILD
	2		2 CHILDREN
	3		3 CHILDREN
	4		4 CHILDREN
	5		5 CHILDREN
	6		6 CHILDREN
	7		7 CHILDREN
	8		8 CHILDREN
	9		9 OR MORE CHILDREN

RECORD F

NAME	SIZE/ SCALE	BEGIN	DATA TYPE	
FREC11	1	154	A	OWN NEVER MARRIED CHILDREN UNDER 15
		0		NONE
		1		1 CHILD
		2		2 CHILDREN
		3		3 CHILDREN
		4		4 CHILDREN
		5		5 CHILDREN
		6		6 CHILDREN
		7		7 CHILDREN
		8		8 CHILDREN
		9		9 OR MORE CHILDREN

NAME	SIZE/ SCALE	BEGIN	DATA TYPE	
FREC12	1	155	A	OWN CHILDREN UNDER 12
		0		NONE
		1		1 CHILD
		2		2 CHILDREN
		3		3 CHILDREN
		4		4 CHILDREN
		5		5 CHILDREN
		6		6 CHILDREN
		7		7 CHILDREN
		8		8 OR MORE CHILDREN

NAME	SIZE/ SCALE	BEGIN	DATA TYPE	
FREC13	1	156	A	OWN CHILDREN UNDER 9
		0		NONE
		1		1 CHILD
		2		2 CHILDREN
		3		3 CHILDREN
		4		4 CHILDREN
		5		5 CHILDREN
		6		6 OR MORE CHILDREN

NAME	SIZE/ SCALE	BEGIN	DATA TYPE	
FREC14	1	157	A	OWN CHILDREN UNDER 6
		0		NONE
		1		1 CHILD
		2		2 CHILDREN
		3		3 CHILDREN
		4		4 CHILDREN
		5		5 CHILDREN
		6		6 OR MORE CHILDREN

RECORD F

NAME	SIZE/ SCALE	BEGIN	DATA TYPE	
FREC15	1	158	A	OWN CHILDREN UNDER 5
		0		NONE
		1		1 CHILD
		2		2 CHILDREN
		3		3 CHILDREN
		4		4 CHILDREN
		5		5 CHILDREN
		6		6 OR MORE CHILDREN
FREC16	1	159	A	OWN CHILDREN UNDER 3
		0		NONE
		1		1 CHILD
		2		2 CHILDREN
		3		3 CHILDREN
		4		4 CHILDREN
		5		5 OR MORE CHILDREN
FREC17	1	160	A	OWN CHILDREN UNDER 1
		0		NONE
		1		1 CHILD
		2		2 CHILDREN
		3		3 OR MORE CHILDREN
FREC19	2	161	A	AGE OF YOUNGEST OWN CHILD, ANY MARITAL STATUS
		00		NIU
		01		LESS THAN 1 YEAR
		02		1 YEAR
		03		2 YEARS
		04		3 YEARS
		05		4 YEARS
		06		5 YEARS
		07		6 YEARS
		08		7 YEARS
		09		8 YEARS
		10		9 YEARS
		11		10 YEARS
		12		11 YEARS
		13		12 YEARS
		14		13 YEARS
		15		14 YEARS

RECORD F

SIZE/
SCALE BEGIN DATA
TYPE

NAME

15 YERAS
16 YERAS
17 YERAS
18 YERAS
19 YERAS
20 YERAS
21 YERAS
22 YERAS
23 YERAS
24 YERAS
25 YERAS AND OVER

FREC21 2 163 A AGE OF OLDEST OWN CHILD,
ANY MARITAL STATUS

00 NIU
01 LESS THAN 1 YEAR
02 1 YEAR
03 2 YEARS
04 3 YEARS
05 4 YEARS
06 5 YEARS
07 6 YEARS
08 7 YEARS
09 8 YEARS
10 9 YEARS
11 10 YERAS
12 11 YERAS
13 12 YERAS
14 13 YERAS
15 14 YERAS
16 15 YERAS
17 16 YERAS
18 17 YERAS
19 18 YERAS
20 19 YERAS
21 20 YERAS
22 21 YERAS
23 22 YERAS
24 23 YERAS
25 24 YERAS
26 25 YERAS AND OVER

FUNDR18 1 165 A PERSONS IN FAMILY UNDER 18

RECORD F

NAME SIZE/ SCALE BEGIN DATA TYPE

- 0 NONE, NIU
- 1 1 PERSON
- 2 2 PERSONS
- 3 3 PERSONS
- 4 4 PERSONS
- 5 5 PERSONS
- 6 6 PERSONS
- 7 7 PERSONS
- 8 8 PERSONS
- 9 9 OR MORE PERSONS

REC5T017 1 166 A NUMBER OF CHILDREN IN FAMILY 5 TO 17
 0 NONE, NIU
 1 1 CHILD
 2 2 CHILDREN
 3 3 CHILDREN
 4 4 CHILDREN
 5 5 CHILDREN
 6 6 OR MORE CHILDREN

FREC25 1 167 A NUMBER OF FAMILY MEMBERS IN LABOR FORCE
 0 NONE
 1 1 FAMILY MEMBER
 2 2 FAMILY MEMBERS
 3 3 OR MORE FAMILY MEMBERS

FREC26 1 168 A SEX AND MARITAL STATUS OF FAMILY HOUSE-
 HOLDER AND LABOR FORCE STATUS OF SPOUSE
 1 HOUSEHOLDER OR REFERENCE PERSON,
 MARRIED SPOUSE PRESENT, SPOUSE
 IN THE LABOR FORCE
 2 HOUSEHOLDER OR REFERENCE PERSON,
 MARRIED SPOUSE PRESENT, SPOUSE
 NOT IN LABOR FORCE
 3 MALE HOUSEHOLDER OR REFERENCE
 PERSON, NO SPOUSE PRESENT
 4 FEMALE HOUSEHOLDER OR REFERENCE
 PERSON, NO SPOUSE PRESENT

FREC27 1 169 A NUMBER OF EARNERS IN FAMILY

RECORD F

NAME	SIZE/ SCALE	BEGIN	DATA TYPE
		0	NONE
		1	1 EARNER
		2	2 EARNERS
		3	3 EARNERS
		4	4 EARNERS
		5	5 OR MORE EARNERS
FREC31A	1	170	A TYPE A OTHER INCOME RECIPIENCY
		1	NONE
		2	SOCIAL SECURITY ONLY
		3	RAILROAD RETIREMENT ONLY
		4	BOTH
FREC31B	1	171	A TYPE B OTHER INCOME RECIPIENCY
		1	NONE
		2	U S GOV'T
		3	STATE OR LOCAL GOV'T
		4	BOTH
FREC31C	1	172	A TYPE C OTHER INCOME RECIPIENCY
		1	NONE
		2	AID TO DEP. CHILDREN
		3	OTHER AID
		4	BOTH
FREC31D	1	173	A TYPE D OTHER INCOME RECIPIENCY
		1	NONE
		2	INTEREST
FREC31E	1	174	A TYPE E OTHER INCOME RECIPIENCY
		1	NONE
		2	DIVIDENDS ONLY
		3	RENTAL ONLY
		4	ESTATES ONLY
		5	DIVIDENDS AND RENTAL
		6	DIVIDENDS AND ESTATES
		7	RENTAL AND ESTATES
		8	DIVIDENDS, RENTAL AND ESTATES

RECORD F

NAME	SIZE/ SCALE	BEGIN	DATA TYPE	
FREC31F	1	175	A	TYPE F OTHER INCOME RECIPIENCY NONE 1 VETERAN PAYMENTS ONLY 2 UNEMPLOYMENT COMP. ONLY 3 WORKMENS COMP. ONLY 4 VETERANS AND UNEMP COMP 5 VETERANS AND WORKMENS COMP 6 UNEMP AND WORKMENS COMP 7 VETERANS, UNEMP AND WORKMENS COMP 8
FREC31G	1	176	A	TYPE G OTHER INCOME RECIPIENCY NONE 1 PRIVATE PENSIONS ONLY 2 MILITARY RETIREMENT ONLY 3 FEDERAL GOV'T ONLY 4 STATE OR LOCAL GOV'T ONLY 5 ALL COMBINATIONS OF ABOVE 6
FREC31H	1	177	A	TYPE H OTHER INCOME RECIPIENCY NONE 1 ALIMONY OR CHILD SUPPORT ONLY 2 OTHER CONTRIBUTIONS ONLY 3 ANYTHING ELSE 4 ALIMONY AND OTHER 5 ALIMONY AND ANYTHING ELSE 6 OTHER AND ANYTHING ELSE 7 ALIMONY, OTHER ANYTHING ELSE 8
FTOP5PCT	1	178	A	FAMILY INCOME PERCENT CUT NATIONAL FAMILY INCOME RANKING NIU (PRIMARY & UNRELATED INDIVIDUAL) 0 NOT IN TOP 5 PCT 1 IN TOP 5 PCT 2
FPC1CUT	2	179	A	FAMILY INCOME PERCENT CUT NATIONAL FAMILY INCOME RANKING NIU (PRIMARY & UNRELATED INDIVIDUAL) 00 LOWEST 5 PER CENT 01

RECORD F

SIZE/
SCALE BEGIN DATA
TYPE

02 SECOND 5 PER CENT
03 THIRD 5 PER CENT
04 FOURTH 5 PER CENT
05 FIFTH 5 PER CENT
06 SIXTH 5 PER CENT
07 SEVENTH 5 PER CENT
08 EIGHTH 5 PER CENT
09 NINTH 5 PER CENT
10 TENTH 5 PER CENT
11 ELEVENTH 5 PER CENT
12 TWELVETH 5 PER CENT
13 THIRTEENTH 5 PER CENT
14 FOURTEENTH 5 PER CENT
15 FIFTEENTH 5 PER CENT
16 SIXTEENTH 5 PER CENT
17 SEVENTEENTH 5 PER CENT
18 EIGHTEENTH 5 PER CENT
19 NINETEENTH 5 PER CENT
20 TOP 5 PER CENT

FLOWINC 6 181 N LOW INCOME (POVERTY) CUTOFF
DOLLAR AMOUNT

FILL8 2 187 A FILLER

RFAMLIS 1 189 A FAMILY INCOME TO POVERTY LEVEL
1 BELOW POVERTY LEVEL
2 100 - 124 PCT. OF THE POVERTY LEVEL
3 125 - 149 PCT. OF THE POVERTY LEVEL
4 150 AND ABOVE THE POVERTY LEVEL

RPOVLL 2 190 A RATIO OF FAMILY INCOME TO POVERTY LEVEL
01 UNDER .50
02 .50 TO .74
03 .75 TO .99
04 1.00 TO 1.24
05 1.25 TO 1.49
06 1.50 TO 1.74
07 1.75 TO 1.99
08 2.00 TO 2.49

RECORD F

NAME	SIZE/ SCALE	BEGIN	DATA TYPE
		09	2.50 TO 2.99
		10	3.00 TO 3.49
		11	3.50 TO 3.99
		12	4.00 TO 4.49
		13	4.50 TO 4.99
		14	5.00 AND OVER

RFINCM2	2	192	A	FAMILY INCOME RECODE
		01		NONE
		02		LOSS
		03		\$1 TO \$999
		04		\$1,000 TO \$1,999
		05		\$2,000 TO \$2,499
		06		\$2,500 TO \$2,999
		07		\$3,000 TO \$3,499
		08		\$3,500 TO \$3,999
		09		\$4,000 TO \$4,999
		10		\$5,000 TO \$5,999
		11		\$6,000 TO \$6,999
		12		\$7,000 TO \$7,499
		13		\$7,500 TO \$7,999
		14		\$8,000 TO \$8,499
		15		\$8,500 TO \$8,999
		16		\$9,000 TO \$9,999
		17		\$10,000 TO \$12,499
		18		\$12,500 TO \$14,999
		19		\$15,000 TO \$17,499
		20		\$17,500 TO \$19,999
		21		\$20,000 TO \$24,999
		22		\$25,000 TO \$29,999
		23		\$30,000 TO \$34,999
		24		\$35,000 TO \$39,999
		25		\$40,000 TO \$49,999
		26		\$50,000 TO \$59,999
		27		\$60,000 TO \$74,999
		28		\$75,000 AND OVER

RFSINC2	2	194	A	SOURCE OF INCOME
		01		WAGE OR SALARY
		02		SELF-EMPLOYMENT
		03		WAGE OR SALARY AND SELF-EMPLOYMENT
		04		EARNINGS AND SOCIAL SECURITY INCOME
		05		EARNINGS AND PUB ASSISTANCE INCOME
		06		EARNINGS AND SUPPLEMENTAL SECURITY

RECORD F

NAME	SIZE/ SCALE	BEGIN	DATA TYPE	
FSUPWGT	11/-2	196	N	FAMILY WEIGHT (TWO IMPLIED DECIMALS)
FWIFEINX	2	207	A	INDEX IN PERSON RECORD OF FAMILY WIFE NO WIFE 1-39 LINE NUMBER FOR WIFE PERSON RECORD (SEE PPOS ON FORMAT P)
FHUSBINX	2	209	A	INDEX IN PERSON RECORD OF FAMILY HUSBAND NO HUSBAND 1-39 LINE NUMBER FOR HUSBAND ON PERSON RECORD (SEE PPOS ON FORMAT P)
FILL9	120	211	A	FILLER
FFRECTYP	1	331	A	FAMILY RECORD TYPE FAMILY RECORD
FILL10	59	332	A	FILLER

07 EARNINGS AND OTHER INCOME ONLY
 08 OTHER COMBINATIONS
 09 SOCIAL SECURITY INCOME ONLY
 10 PUBLIC ASSISTANCE INCOME ONLY
 11 SUPPLEMENTAL SECURITY INCOME ONLY
 12 OTHER INCOME ONLY
 13 SOCIAL SECURITY AND SUPPLEMENTAL ONLY
 14 PUB ASSIST. AND SSI ONLY
 15 ASSISTANCE INCOME ONLY
 16 OTHER COMBINATIONS
 17 NO INCOME

RECORD P

NAME SIZE/SCALE BEGIN DATA TYPE

PPSEQNUM 6 1 A UNIQUE HOUSEHOLD IDENTIFIER

PPOS 2 7 A PERSONS SEQUENCE NUMBER WITHIN HOUSEHOLD

BPPIND 1 9 A PRINCIPAL PERSON INDICATOR
 0 NIU, NO
 1 YES

FMEMKEY 1 10 A FAMILY MEMBERSHIP KEY
 0 NIU
 1 MEMBER UNRELATED SUBFAMILY NO 1
 2 MEMBER UNRELATED SUBFAMILY NO 2
 3 MEMBER UNRELATED SUBFAMILY NO 3
 4 MEMBER UNRELATED SUBFAMILY NO 4
 5 MEMBER UNRELATED SUBFAMILY NO 5
 6 MEMBER UNRELATED SUBFAMILY NO 6
 7 MEMBER OF FAMILY
 8 NONFAMILY HOUSEHOLDER OR UNRELATED INDIVIDUAL

SUBFKEY 1 11 A RELATED SUBFAMILY MEMBERSHIP KEY
 0 NIU
 1 MEMBER RELATED SUBFAMILY NO 1
 2 MEMBER RELATED SUBFAMILY NO 2
 3 MEMBER RELATED SUBFAMILY NO 3
 4 MEMBER RELATED SUBFAMILY NO 4
 5 MEMBER RELATED SUBFAMILY NO 5
 6 MEMBER RELATED SUBFAMILY NO 6

BESR 1 12 A EMPLOYMENT STATUS RECODE
 0 NIU
 1 WORKING EMPLOYED
 2 WITH JOB, NOT AT WORK EMPLOYED
 3 LOOKING UNEMPLOYED
 4 HOUSE KEEPING NILF

RECORD P

NAME	SIZE/ SCALE	BEGIN	DATA TYPE	
BEXPLF	1	13	A	EXPERIENCED LABOR FORCE STATUS(EDITED) NIU, NOT IN EXPERIENCED LABOR FORCE EMPLOYED UNEMPLOYED
		5		AT SCHOOL UNABLE OTHER (RETIRED)
		6		NILF NILF NILF
		7		
BFULLPAR	1	14	A	FULL-PART TIME STATUS RECODE NIU, NOT IN LABOR FORCE EMPLOYED FULL TIME PART TIME FOR ECONOMIC REASONS UNEMPLOYED FULL TIME EMPLOYED PART TIME UNEMPLOYED PART TIME
BITEM19X	1	15	A	MAJOR ACTIVITY (LAST WEEK) NIU WORKING WITH A JOB BUT NOT AT WORK LOOKING FOR WORK KEEPING HOUSE AT SCHOOL UNABLE TO WORK RETIRED (EXPANDED FROM BASIC CPS) OTHER
		0		
		1		
		2		
		3		
		4		
		5		
		6		
		7		
		8		
DITEM20A	2	16	N	HOURS WORKED (LAST WEEK) UNIVERSE IS ESR=1 ESR IS EMPLOYMENT STATUS RECODE AT BEGIN POSITION 12
		0		NIU 01-99 = NUMBER OF HOURS
DIT20CYN	1	18	A	USUALLY WORKED 35 HRS PER WEEK UNIVERSE IS ESR=1 AND ITEM20A LT 35 HRS

RECORD P

SIZE/ DATA
SCALE BEGIN TYPE

NAME

0 NIU
1 YES
2 NO

DIT20CRN 2 19 A REASON NOT WORKING 35 HRS PER WEEK
UNIVERSE IS ESR=1 AND ITEM20A LT 35 HRS
00 NIU
01 SLACK
02 MATERIAL SHORTAGE
03 PLANT OR MACHINE REPAIR
04 NEW JOB STARTED DURING WEEK
05 JOB TERMINATED DURING WEEK
06 COULD FIND ONLY PART TIME WORK
07 HOLIDAY
08 LABOR DISPUTE
09 BAD WEATHER
10 OWN ILLNESS
11 ON VACATION
12 TOO BUSY WITH HOUSE, SCHOOL, ETC.
13 DID NOT WANT FULL TIME WORK
14 FULL TIME WORK WEEK LESS THAN 35 HRS
15 OTHER

DITEM21A 1 21 A WHY NOT AT WORK LAST WEEK
UNIVERSE IS ESR=2,3
ESR IS EMPLOYMENT STATUS RECODE
AT BEGIN POSITION 12
0 NIU
1 OWN ILLNESS ESR=2
2 ON VACATION ESR=2
3 BAD WEATHER ESR=2
4 LABOR DISPUTE ESR=2
5 NEW JOB, BEGIN 30 DAYSESR=3
6 TEMPORARY LAYOFF ESR=3
7 INDEFINATE LAYOFF ESR=3
8 OTHER ESR=2

DITEM21B 1 22 A GETTING PAID FOR TIME OFF LAST WEEK
UNIVERSE IS ESR=2

RECORD P

SIZE/ DATA
SCALE BEGIN TYPE

0 NIU
1 YES
2 NO
3 SELF-EMPLOYED

DITEM21C 1 23 A USUALLY WORK 35+ HRS PER WEEK AT JOB
UNIVERSE IS ESR=2
0 NIU
1 YES
2 NO

DITM22A1 1 24 A CHKD PUBLIC EMPLOY AGENCY TO FIND WORK
UNIVERSE IS ESR=3
0 NC,NIU
1 YES

DITM22A2 1 25 A CHKD PRIVATE EMPLOY AGENCY TO
FIND WORK
UNIVERSE IS ESR=3
0 NC,NIU
1 YES

DITM22A3 1 26 A CHKD EMPLOYER DIRECTLY TO FIND WORK
UNIVERSE IS ESR=3
0 NC,NIU
1 YES

DITM22A4 1 27 A CHKD WITH FRIENDS TO FIND WORK
UNIVERSE IS ESR=3
0 NC,NIU
1 YES

DITM22A5 1 28 A PLACED OR ANSWERED ADS TO FIND WORK
UNIVERSE IS ESR=3
0 NC,NIU
1 YES

RECORD P

NAME	SIZE/ SCALE	BEGIN	DATA TYPE	
DITM22A6	1	29	A	DID NOTHING TO FIND WORK UNIVERSE IS ESR=4 TO 7 NC,NIU YES
DITM22A7	1	30	A	OTHER METHOD USED TO FIND WORK UNIVERSE IS ESR=3 NC,NIU YES
DITM24D1	1	31	A	BELIEVE NO WORK AVAILABLE NOT LOOKING UNIVERSE IS DEFINED ON CIVILIAN AGE 14+, MONTH IN SAMPLE 4 OR 8, ESR CODES 4 TO 7, AND ITEM20C CODES 1 OR 2 NC,NIU YES
DITM24D2	1	32	A	COULD NOT FIND ANY WORK UNIVERSE IS DEFINED ON CIVILIAN AGE 14+, MONTH IN SAMPLE 4 OR 8, ESR CODES 4 TO 7, AND ITEM20C CODES 1 OR 2 NC,NIU YES
DITM24D3	1	33	A	LACKS NECESSARY SCHOOLING UNIVERSE IS DEFINED ON CIVILIAN AGE 14+, MONTH IN SAMPLE 4 OR 8, ESR CODES 4 TO 7, AND ITEM20C CODES 1 OR 2 NC,NIU YES
DITM24D4	1	34	A	EMPLOYERS THINK TOO YOUNG OR OLD UNIVERSE IS DEFINED ON CIVILIAN AGE 14+, MONTH IN SAMPLE 4 OR 8, ESR CODES 4 TO 7, AND ITEM20C CODES 1 OR 2 NC,NIU YES

RECORD P

NAME	SIZE/ SCALE	BEGIN	DATA TYPE	
DITM24D5	1	35	A	PERSONAL HANDICAP UNIVERSE IS DEFINED ON CIVILIAN AGE 14+, MONTH IN SAMPLE 4 OR 8, ESR CODES 4 TO 7, AND ITEM20C CODES 1 OR 2 NC,NIU YES
		0		
		1		
DITM24D6	1	36	A	CANNOT ARRANGE CHILD CARE UNIVERSE IS DEFINED ON CIVILIAN AGE 14+, MONTH IN SAMPLE 4 OR 8, ESR CODES 4 TO 7, AND ITEM20C CODES 1 OR 2 NC,NIU YES
		0		
		1		
DITM24D7	1	37	A	FAMILY RESPONSIBILITIES UNIVERSE IS DEFINED ON CIVILIAN AGE 14+, MONTH IN SAMPLE 4 OR 8, ESR CODES 4 TO 7, AND ITEM20C CODES 1 OR 2 NC,NIU YES
		0		
		1		
DITM24D8	1	38	A	IN SCHOOL OR OTHER TRAINING UNIVERSE IS DEFINED ON CIVILIAN AGE 14+, MONTH IN SAMPLE 4 OR 8, ESR CODES 4 TO 7, AND ITEM20C CODES 1 OR 2 NC,NIU YES
		0		
		1		
DITM24D9	1	39	A	ILL HEALTH OR OTHER PHYSICAL DISABIL UNIVERSE IS DEFINED ON CIVILIAN AGE 14+, MONTH IN SAMPLE 4 OR 8, ESR CODES 4 TO 7, AND ITEM20C CODES 1 OR 2 NC,NIU YES
		0		
		1		
DIT24D10	1	40	A	OTHER

RECORD P

NAME	SIZE/ SCALE	BEGIN	DATA TYPE	UNIVERSE IS DEFINED ON CIVILIAN AGE 14+, MONTH IN SAMPLE 4 OR 8, ESR CODES 4 TO 7, AND ITEM20C CODES 1 OR 2 NC,NIU YES
DII24D11	1	41	A	DO NOT KNOW UNIVERSE IS DEFINED ON CIVILIAN AGE 14+, MONTH IN SAMPLE 4 OR 8, ESR CODES 4 TO 7, AND ITEM20C CODES 1 OR 2 NC,NIU YES
DITEM22B	1	42	A	WHY STARTED LOOKING FOR WORK UNIVERSE IS ESR=3 ITEM21A NOT EQUAL 6 OR 7 NIU LOST JOB QUIT JOB LEFT SCHOOL WANTED TEMPORARY WORK OTHER
DITEM22C	2	43	A	00 WEEKS LOOKING FOR WORK UNIVERSE IS ESR=3 NIU
DITEM22D	1	45	A	0 1 2 LOOKING FOR FULL OR PART-TIME WORK UNIVERSE IS ESR=3 NIU FULL TIME PART TIME
DITM22E1	1	46	A	0 1 2 ANY REASON COULD NOT TAKE JOB UNIVERSE IS ESR=3 NIU YES NO

RECORD P

SIZE/ DATA
SCALE BEGIN TYPE

DITM22E2 1 47 A REASON COULD NOT TAKE WORK LAST WEEK
UNIVERSE IS U1 OR U2,
U1 IS ESR=3 AND ITEM22E1=1
U2 IS ESR=4 TO 7

- 0 NIU
- 1 ALREADY HAD A JOB -- U1
- 2 TEMPORARY ILLNESS -- U1
- 3 GOING TO SCHOOL -- U2
- 4 OTHER -- U2

DITEM22F 1 48 A WHEN LAST WORKED FULL TIME 2 WKS OR MORE
UNIVERSE IS ESR=3

- 0 NIU
- 1 IN LAST 5 YRS
- 2 BEFORE LAST 5 YRS
- 3 NEVER WORKED FULL TIME 2+ WKS
- 4 NEVER WORKED AT ALL

DINDUSTR 3 49 A INDUSTRY (CURRENT JOB)
UNIVERSE IS ESR=1,2,3 OR ESR=4 TO 7
AND MONTH IN SAMPLE IS 4 OR 8 AND
ITEM24A IS 1 TO 5
000 = NIU OR NC
(SEE APPENDIX A1 FOR INDUSTRY CODES)

RECODIND 2 52 A INDUSTRY RECODE (CURRENT JOB)
SEE APPENDIX A2

- 00 NIU
- 01 AGRICULTURAL PRODUCTION
- 02 AGRICULTURAL SERVICES
- 03 MINING
- 04 CONSTRUCTION
- 05 ORDNANCE
- 06 LUMBER
- 07 FURNITURE
- 08 STONE, CLAY, AND GLASS
- 09 PRIMARY METALS
- 10 FABRICATED METALS (INC. NOT SPECIFIED
- 11 MACHINERY, EXC. ELECT.
- 12 ELECTRICAL EQUIPMENT
- 13 AUTOMOBILES

RECORD P

NAME	SIZE/ SCALE	BEGIN	DATA TYPE
		14	AIRCRAFT
		15	OTHER TRANSPORTATION EQUIPMENT
		16	INSTRUMENTS
		17	MISCELLANEOUS
		18	FOOD
		19	TOBACCO
		20	TEXTILES
		21	APPAREL
		22	PAPER
		23	PRINTING
		24	CHEMICALS
		25	PETROLEUM
		26	RUBBER AND PLASTICS
		27	LEATHER AND NOT SPEC. MFG.
		28	RAILROAD AND RAILWAY EXPRESS
		29	OTHER TRANSPORTATION
		30	COMMUNICATIONS
		31	OTHER PUBLIC UTILITIES
		32	WHOLESALE
		33	EATING AND DRINKING PLACES
		34	OTHER RETAIL
		35	BANKING AND OTHER FINANCE
		36	INSURANCE AND REAL ESTATE
		37	PRIVATE HOUSEHOLD SERVICE
		38	BUSINESS
		39	REPAIR
		40	PERSONAL SERVICES, EXC. PRIVATE HOUSEHOLDS
		41	ENTERTAINMENT AND RECREATION
		42	MEDICAL, EXC. HOSPITALS
		43	HOSPITALS
		44	WELFARE AND RELIGIOUS
		45	EDUCATIONAL
		46	OTHER PROFESSIONAL
		47	FORESTRY AND FISHERIES
		48	POSTAL
		49	OTHER FEDERAL
		50	STATE
		51	LOCAL
		52	NEVER WORKED

RECORDCC 2 54 A
 OCCUPATION RECODE (CURRENT JOB)
 SEE APPENDIX B2
 00 NIU
 01 ENGINEERS

RECORD P

NAME	SIZE/ SCALE	BEGIN	DATA TYPE
PHYSICIANS, DENTISTS : RELATED PRACTITIONERS	02		
HEALTH WORKERS, EXC. PRACTITIONERS	03		
TEACHERS, EXC. COLLEGE ENGINEERING AND SCIENCE TECHNICIAN	04		
OTHER PROFESSIONAL--SALARIED	05		
OTHER PROFESSIONAL--SELF-EMPLOYED	06		
SALARIED--MANUFACTURING	07		
SALARIED--OTHER INDUSTRIES	08		
SELF-EMPLOYED--RETAIL TRADE	09		
SELF-EMPLOYED--OTHER INDUSTRIES	10		
RETAIL TRADE	11		
OTHER	12		
BOOKKEEPERS	13		
OFFICE MACHINE OPERATORS	14		
STENOGRAPHERS, TYPISTS, AND SECRETARIES	15		
OTHER CLERICAL WORKERS	16		
CARPENTERS	17		
OTHER CONSTRUCTION CRAFTSMEN	18		
FOREMEN (N.E.C.)	19		
MACHINISTS AND JOB SETTERS	20		
METAL CRAFTSMEN, EXC. MECHANICS, MACHINISTS, AND JOB SETTERS	21		
MECHANICS--AUTO	22		
MECHANICS, EXCEPT AUTO	23		
ALL OTHER CRAFTSMEN	24		
MINE WORKERS	25		
MOTOR VEHICLES AND EQUIPMENT	26		
OTHER DURABLE GOODS	27		
NONDURABLE GOODS	28		
ALL OTHER	29		
DRIVERS AND DELIVERYMEN	30		
ALL OTHER	31		
CONSTRUCTION	32		
MANUFACTURING	33		
ALL OTHER	34		
PRIVATE HOUSEHOLD WORKERS	35		
CLEANING SERVICE	36		
FOOD SERVICE	37		
HEALTH SERVICE	38		
PERSONAL SERVICE	39		
PROTECTIVE SERVICE	40		
FARMERS AND FARM MANAGERS	41		
PAID LABORERS AND SUPERVISORS	42		
UNPAID FAMILY LABORERS	43		
NEVER WORKED	44		
	45		

RECORD P

SIZE/ DATA
SCALE BEGIN TYPE

NAME DOCCUPAT 3 56 A OCCUPATION CODE (CURRENT JOB)
UNIVERSE IS ESR=1,2, OR 3 OR ESR=4-7
AND MONTH IN SAMPLE IS 4 OR 8 AND
ITEM24A IS 1 TO 5
000 = NIU OR NC
(SEE APPENDIX B1 FOR OCCUPATION CODES)

NAME DITEM23E 1 59 A CLASS OF WORKER (CURRENT JOB)
UNIVERSE IS ESR=1,2, OR 3 OR ESR=4-7
AND MONTH IN SAMPLE IS 4 OR 8 AND
ITEM24A IS 1 TO 5
0 NIU, NC
1 PRIVATE
2 GOVERNMENT
3 SELF-EMPLOYED
4 WITHOUT PAY
5 NEVER WORKED OR NEVER WORKED FULL
TIME

NAME DITEM24A 1 60 A WHEN LAST WORKED FOR PAY
UNIVERSE IS ESR=4 TO 7 AND MONTH IN
SAMPLE = 4 OR 8
0 NIU
1 WITHIN PAST 12 MONTHS
2 1-2 YEARS AGO
3 2-3 YEARS AGO
4 3-4 YEARS AGO
5 4-5 YEARS AGO
6 5+ YEARS AGO
7 NEVER WORKED

NAME DITEM24B 1 61 A WHY LEFT JOB
UNIVERSE IS ESR=4 TO 7 AND MONTH IN
SAMPLE IS 4 OR 8 AND ITEM24A IS 1 TO 5
0 NIU
1 PERSONAL, FAMILY OR SCHOOL
2 HEALTH
3 RETIREMENT OR OLD AGE
4 SEASONAL JOB COMPLETED
5 SLACK WORK OR BUSINESS CONDITIONS

RECORD P

NAME	SIZE/ SCALE	BEGIN	DATA TYPE	DESCRIPTION
DITEM24C	1	62	A	TEMP NONSEASONAL JOB COMPLETED UNSATISFACTORY WORK ARRANGEMENTS OTHER
		6		
		7		
		8		
		0		WANT REGULAR JOB NOW
		1		UNIVERSE IS ESR=4 TO 7 AND
		2		MONTH IN SAMPLE IS 4 OR 8
		3		NIU
		4		YES
		5		MAYBE, IT DEPENDS
		6		NO
		7		DON'T KNOW
DITEM24E	1	63	A	INTEND TO LOOK FOR WORK NEXT 12 MOS. UNIVERSE IS ESR=4 TO 7 AND MONTH IN SAMPLE IS 4 OR 8
		0		NIU, NC
		1		YES
		2		IT DEPENDS
		3		NO
		4		DON'T KNOW
BAALLF	1	64	A	ALLOCATION FLAG ITEMS BAALLF THRU BAESR ARE ALLOCATION FLAGS FOR THE CORRESPONDING ITEMS FROM THE BASIC CPS NOT ALLOCATED, NIU ALLOCATED
		0		
		1		
BAITM19	1	65	A	ALLOCATION FLAG
BAITM23B	1	66	A	ALLOCATION FLAG
BAITM23C	1	67	A	ALLOCATION FLAG

NAME	SIZE/ SCALE	BEGIN	DATA TYPE	RECORD	P
BAITM23E	1	68	A	ALLOCATION	FLAG
BAITM20A	1	69	A	ALLOCATION	FLAG
BAITM20C	1	70	A	ALLOCATION	FLAG
BAITM21A	1	71	A	ALLOCATION	FLAG
BAITM21B	1	72	A	ALLOCATION	FLAG
BAITM21C	1	73	A	ALLOCATION	FLAG
BAITM22C	1	74	A	ALLOCATION	FLAG
BAITM22F	1	75	A	ALLOCATION	FLAG
BAITM22D	1	76	A	ALLOCATION	FLAG
BAITM24B	1	77	A	ALLOCATION	FLAG
BAITM24A	1	78	A	ALLOCATION	FLAG
BAITM24C	1	79	A	ALLOCATION	FLAG

NAME	SIZE/ SCALE	BEGIN	RECORD	DATA TYPE	
BAITM24D	1	80	A	A	ALLOCATION FLAG
BAITM22A	1	81	A	A	ALLOCATION FLAG
BAITM22E	1	82	A	A	ALLOCATION FLAG
FILL11	1	83	A	A	FILLER
BAITM22B	1	84	A	A	ALLOCATION FLAG
BAITM24E	1	85	A	A	ALLOCATION FLAG
FILL12	4	86	A	A	FILLER
BAESR	1	90	A	A	ALLOCATION FLAG
BWEIGHT	11/-2	91	N	N	BASIC CPS WEIGHT (TWO IMPLIED DECIMALS) CIVILIANS 14 AND OVER 0=NIU, N=BASIC CPS WGT SPANISH POPULATION WHICH IS OVER SAMPLED HAS WEIGHT OF BLANK OR 0
POPSTAT	1	102	A	A	POPULATION TYPE ITEM25A NONINTERVIEW RECORD CIVILIAN 15+ ARMED FORCES CHILDREN

RECORD P

NAME	SIZE/ SCALE	BEGIN	DATA TYPE	
RELHEAD	1	103	A	RELATIONSHIP TO HOUSEHOLDER HOUSEHOLDER WITH OTHER RELATIVES NONFAMILY HOUSEHOLDER SPOUSE OF HOUSEHOLDER CHILD OF HOUSEHOLDER OTHER RELATIVE OF HOUSEHOLDER UNRELATED SUBFAMILY MEMBER UNRELATED INDIVIDUAL
TYPEBOX	1	104	A	FAMILY TYPE FAMILY UNRELATED INDIVIDUAL UNRELATED SUBFAMILY MEMBER RELATED SUBFAMILY MEMBER NONFAMILY HOUSEHOLDER
FAMNUMBE	1	105	A	FAMILY NUMBER NOT IN RELATED OR UNRELATED SUBFAMILY 1-6 RELATED OR UNRELATED SUB- FAMILY NUMBER
FAMREL	1	106	A	FAMILY RELATIONSHIP NOT IN RELATED OR UNRELATED SUBFAMILY REFERENCE PERSON (RELATED OR UNRELATED SUBFAMILY) SPOUSE (RELATED OR UNRELATED SUB- FAMILY) CHILD (RELATED OR UNRELATED SUB- FAMILY) OTHER RELATIVE (UNRELATED SUBFAMILY)
MARSTAT	1	107	A	MARITAL STATUS MARRIED, CIVILIAN SPOUSE PRESENT MARRIED, AF SPOUSE PRESENT MARRIED, AF SPOUSE ABSENT MARRIED, SPOUSE ABSENT WIDOWED DIVORCED

RECORD P

NAME	SIZE/ SCALE	BEGIN	DATA TYPE	
SEX	1	108	A	SEX 1 MALE 2 FEMALE
RACE	1	109	A	RACE 1 WHITE 2 BLACK 3 OTHER
AGE	2	110	N	AGE IN SINGLE YEARS
VET	1	112	A	VETERAN STATUS 0 FEMALES, CHILDREN UNDER 15 1 VIETNAM ERA 2 KOREAN 3 WW II 4 WW I 5 OTHER SERVICE 6 NON-VETERAN
ETHNICIT	2	113	A	SPANISH ETHNICITY 10 MEXICAN AMERICAN 11 CHICANO 12 MEXICAN 13 MEXICANO 14 PUERTO RICAN 15 CUBAN 16 CENTRAL OR SOUTH AMERICAN 17 OTHER SPANISH 30 ANOTHER GROUP NOT LISTED 39 DONT KNOW 40 NOT AVAILABLE
		7		SEPARATED
		8		NEVER MARRIED (INCLUDES UNDER 14 YEARS)

RECORD P

NAME	SIZE/ SCALE	BEGIN	DATA TYPE	HIGHEST GRADE ATTENDED
HIGHGRAD	2	115	A	HIGHEST GRADE ATTENDED
		00		CHILDREN UNDER 15
		01		NONE
		02		ELEMENTARY ONE
		03		ELEMENTARY TWO
		04		ELEMENTARY THREE
		05		ELEMENTARY FOUR
		06		ELEMENTARY FIVE
		07		ELEMENTARY SIX
		08		ELEMENTARY SEVEN
		09		ELEMENTARY EIGHT
		10		HIGH SCHOOL ONE
		11		HIGH SCHOOL TWO
		12		HIGH SCHOOL THREE
		13		HIGH SCHOOL FOUR
		14		COLLEGE ONE
		15		COLLEGE TWO
		16		COLLEGE THREE
		17		COLLEGE FOUR
		18		COLLEGE FIVE
		19		COLLEGE SIX OR MORE
GRADECOM	1	117	A	COMPLETED HIGHEST GRADE ATTENDED
		0		CHILDREN UNDER 15
		1		YES
		2		NO
MARSUPPW	11/-2	118	N	MARCH SUPPLEMENT WEIGHT
				(TWO IMPLIED DECIMALS)
I34N	1	129	A	DID NOT WORK LAST YEAR
		0		NIU/NC
		1		ITEM 34 NONE CIRCLE CODED
I35	1	130	A	LOOKING FOR WORK LAST YEAR
		0		NIU
		1		YES
		2		NO

RECORD P

NAME	SIZE/ SCALE	BEGIN	DATA TYPE	
I36	2	131	N	WEEKS LOOKING, FOR NONWORKERS NIU 01-52 NUMBER OF WEEKS LOOKING
I37	1	133	N	MAIN REASON DID NOT WORK LAST YEAR NIU 0 ILL OR DISABLED 1 TAKING CARE OF HOME/FAMILY 2 GOING TO SCHOOL 3 COULD NOT FIND WORK 4 IN ARMED FORCES 5 RETIRED 6 OTHER 7
I34WK	2	134	N	WEEKS WORKED LAST YEAR NIU 0 01-52 NUMBER WEEKS (PART-TIME OR FULL-TIME)
I38	2	136	N	WEEKS WORKED LAST YEAR NIU 0 01-99 NUMBER OF HOURS PER WEEK
I39	1	138	A	NUMBER OF EMPLOYERS LAST YEAR NIU 0 1 EMPLOYER LAST YEAR 1 2 EMPLOYERS 2 3+ EMPLOYERS 3
I40	1	139	A	LOOKED FOR WORK IN BETWEEN JOBS NIU 0 YES 1 NO 2

RECORD P

NAME	SIZE/ SCALE	BEGIN	DATA TYPE	
I42	1	140	A	LOST FULL WEEKS WORK DUE TO WORK LAYOFF OR LOST JOB NIU YES NO
I43N	1	141	A	WEEKS LOOKING OR ON LAYOFF NIU,NC NONE CODED
I43MK	2	142	N	WEEKS LOOKING OR ON LAYOFF NIU 01-51 WEEKS LOOKING OR ON LAYOFF
I44	1	144	A	WEEKS LOOKING ALL IN ONE STRETCH NIU 1 WEEK 2 WEEKS 3+ WEEKS
I45	1	145	A	WHAT WAS DONE MOST OF REMAINING WEEKS LAST YEAR NIU ILL OR DISABLED TAKING CARE OF HOME/ FAMILY GOING TO SCHOOL IN ARMED FORCES RETIRED OTHER
I47	1	146	A	WORKED LESS THAN 35 HRS PER WEEK LAST YEAR NIU YES, WORKED SOME PART TIME NO

RECORD P

NAME	SIZE/ SCALE	BEGIN	DATA TYPE	REASON WORKED PART TIME
I48	2	147	N	WEEKS WORKED PART-TIME
			0	NIU 01-52 NUMBER WEEKS PART-TIME
I49	1	149	A	REASON WORKED PART TIME
		0		NIU
		1		COULD ONLY FIND PART TIME
		2		WANTED OR COULD ONLY WORK PART TIME
		3		SLACK WORK OR MATERIAL SHORTAGE
		4		OTHER
I50CW	1	150	A	CLASS OF WORKER (LONGEST JOB LAST YEAR)
		0		NIU
		1		PRIVATE
		2		FEDERAL GOV'T
		3		STATE GOV'T
		4		LOCAL GOV'T
		5		SE - INCORPORATED
		6		SELF-EMPLOYED OR FARM
		7		WITHOUT PAY
I50IND	3	151	A	INDUSTRY CODE (LONGEST JOB LAST YEAR)
				SEE APPENDIX A1
I500CC	3	154	A	OCCUPATION CODE (LONGEST JOB LAST YEAR)
				SEE APPENDIX B1
I51AMS	1	157	A	WAGE AND SALARY RECIPIENCY
		0		NIU
		1		YES
		2		NO
I51BSE	1	158	A	SELF-EMPLOYMENT RECIPIENCY

RECORD P

NAME	SIZE/ SCALE	BEGIN	DATA TYPE
I51CFR	1	0	NIU
		1	YES
		2	NO
I52ASS	1	159	A FARM INCOME RECIPIENCY
		0	NIU
		1	YES
		2	NO
I52ARR	1	160	A SOCIAL SECURITY RECIPIENCY
		0	NIU
		1	YES
		2	NO
I52BUS	1	161	A RAILROAD RETIREMENT RECIPIENCY
		0	NIU
		1	YES
		2	NO
I52BUS	1	162	A U.S. GOV'T RECIPIENCY
		0	NIU
		1	YES
		2	NO
I52BSL	1	163	A STATE AND LOCAL GOV'T RECIPIENCY
		0	NIU
		1	YES
		2	NO
I53AADC	1	164	A AID TO DEPENDENT CHILDREN RECIPIENCY
		0	NIU
		1	YES
		2	NO

NAME	SIZE/ SCALE	BEGIN	RECORD P	DATA TYPE	
I53A0TH	1	165	A	OTHER PUBLIC ASSISTANCE RECIPIENCY NIU YES NO	0 1 2
I53BINT	1	166	A	INTEREST RECIPIENCY NIU YES NO	0 1 2
I53CDIV	1	167	A	DIVIDENDS RECIPIENCY NIU YES NO	0 1 2
I53CRENT	1	168	A	RENT AND ROYALTIES RECIPIENCY NIU YES NO	0 1 2
I53CEST	1	169	A	ESTATES AND TRUSTS RECIPIENCY NIU YES NO	0 1 2
I53DVP	1	170	A	VETERANS PAYMENTS RECIPIENCY NIU YES NO	0 1 2
I53DUC	1	171	A	UNEMPLOYMENT COMPENSATION RECIPIENCY NIU YES NO	0 1 2

RECORD P

NAME	SIZE/ SCALE	BEGIN	DATA TYPE	
I53DWC	1	172	A	WORKMANS COMPENSATION RECIPIENCY
			0	NIU
			1	YES
			2	NO
I53EPP	1	173	A	PRIVATE PENSIONS RECIPIENCY
			0	NIU
			1	YES
			2	NO
I53EMR	1	174	A	MILITARY RETIREMENT RECIPIENCY
			0	NIU
			1	YES
			2	NO
I53EFG	1	175	A	FEDERAL GOV'T PENSION RECIPIENCY
			0	NIU
			1	YES
			2	NO
I53ELG	1	176	A	STATE AND LOCAL GOV'T PENSION RECIPIENCY
			0	NIU
			1	YES
			2	NO
I53FAL	1	177	A	ALIMONY AND CHILD SUPPORT RECIPIENCY
			0	NIU
			1	YES
			2	NO
I53FREG	1	178	A	OTHER REGULAR CONTRIBUTION RECIPIENCY
			0	NIU
			1	YES
			2	NO

RECORD P

NAME	SIZE/ SCALE	BEGIN	DATA TYPE	
I53FAE	1	179	A	ANYTHING ELSE RECIPIENCY NIU YES NO
INCSF1A	1	180	A	NS-FLAG INCSF1A THRU INCSF1A ARE FLAGS INDICATING WHETHER THE CORRESPONDING ITEMS HAVE BEEN ALLOC. FOR THE INCOME FIELDS FROM QUESTIONS 151, 152 AND 153 NO ALLOCATION INCOME AMOUNT ALLOCATED RECIPIENCY TYPE ALLOCATED INCOME AND RECIPIENCY TYPE ALLOCATED
INCSEFLA	1	181	A	SELF EMPLOYMENT FLAG NO ALLOCATION INCOME AMOUNT ALLOCATED RECIPIENCY TYPE ALLOCATED INCOME AND RECIPIENCY TYPE ALLOCATED
INCFRFLA	1	182	A	FARM INCOME FLAG NO ALLOCATION INCOME AMOUNT ALLOCATED RECIPIENCY TYPE ALLOCATED INCOME AND RECIPIENCY TYPE ALLOCATED
INCUSFLA	1	183	A	U.S. GOV'T FLAG NO ALLOCATION INCOME AMOUNT ALLOCATED RECIPIENCY TYPE ALLOCATED INCOME AND RECIPIENCY TYPE ALLOCATED
INCSPFLA	1	184	A	STATE AND LOCAL GOV'T FLAG

RECORD P

NAME	SIZE/ SCALE	BEGIN	DATA TYPE	
INCPAFLA	1	185	A	PUBLIC ASSISTANCE FLAG NO ALLOCATION INCOME AMOUNT ALLOCATED RECIPIENCY TYPE ALLOCATED INCOME AND RECIPIENCY TYPE ALLOCATED
INCINTFL	1	186	A	INTEREST FLAG NO ALLOCATION INCOME AMOUNT ALLOCATED RECIPIENCY TYPE ALLOCATED INCOME AND RECIPIENCY TYPE ALLOCATED
INCDIVFL	1	187	A	DIVIDEND FLAG NO ALLOCATION INCOME AMOUNT ALLOCATED RECIPIENCY TYPE ALLOCATED INCOME AND RECIPIENCY TYPE ALLOCATED
INCVPFLA	1	188	A	VETERANS PAYMENTS FLAG NO ALLOCATION INCOME AMOUNT ALLOCATED RECIPIENCY TYPE ALLOCATED INCOME AND RECIPIENCY TYPE ALLOCATED
INCRETFL	1	189	A	RENTAL INCOME FLAG NO ALLOCATION INCOME AMOUNT ALLOCATED RECIPIENCY TYPE ALLOCATED INCOME AND RECIPIENCY TYPE ALLOCATED
INCCSFLA	1	190	A	CHILD SUPPORT - FLAG

RECORD P

NAME	SIZE/ SCALE	BEGIN	DATA TYPE	
		0	NO ALLOCATION	
		1	INCOME AMOUNT ALLOCATED	
		2	RECIPIENCY TYPE ALLOCATED	
		3	INCOME AND RECIPIENCY TYPE ALLOCATED	
I51A	5	191	N	WAGES OR SALARIES AMOUNT VALUE RANGES FROM 00000 TO 75000
I51B	6	196	N	SELF EMPLOYMENT INCOME AMOUNT LEADING '---' INDICATES LOSS VALUE RANGES FROM -9999 TO 75000
I51C	6	202	N	FARM INCOME AMOUNT LEADING '---' INDICATES LOSS VALUE RANGES FROM -9999 TO 75000
I52A	5	208	N	INCOME FROM U.S. GOV'T AMOUNT VALUE RANGES FROM 00000 TO 19999
I52B	4	213	N	SUPPLEMENTAL SECURITY INCOME AMOUNT VALUE RANGES FROM 0000 TO 5999
I53A	5	217	N	PUBLIC ASSISTANCE AMOUNT VALUE RANGES FROM 00000 TO 19999
I53B	5	222	N	INTEREST AMOUNT VALUE RANGES FROM 00000 TO 75000
I53C	6	227	N	DIVIDENDS, RENTALS, TRUST INCOME AMOUNT LEADING '---' INDICATES LOSS VALUE RANGES FROM -9999 TO 75000

NAME	SIZE/ SCALE	BEGIN	RECORD P	DATA TYPE	
I53D	5	233	N	N	VETERANS, UNEMPLOYMENT, WORKMAN'S COMP AMOUNT VALUE RANGES FROM 00000 TO 29999
I53E	5	238	N	N	PENSION INCOME AMOUNT VALUE RANGES FROM 00000 TO 75000
I53F	5	243	N	N	ALIMONY, CHILD SUPPORT, OTHER INCOME AMOUNT VALUE RANGES FROM 00000 TO 75000
PINC101	7	248	N	N	PERSONAL INCOME TOTAL VALUE RANGES FROM -29997 TO 654999
PINCEARN	7	255	N	N	TOTAL EARNINGS VALUE RANGES FROM -19998 TO 0225000
PINCOTH	7	262	N	N	TOTAL OTHER INCOME VALUE RANGES FROM -99999 TO 0429999
FLAG51A	1	269	A	A	TOP CODED FLAG FLAG51A THRU FLPINOTH ARE FLAGS INDICATING THAT THE CORRESPONDING ITEM HAS BEEN TOP-CODED FOR CONFIDENTIALITY NOT TOP CODED TOP CODED
FLAG51B	1	270	A	A	TOP CODED FLAG NOT TOP CODED TOP CODED
FLAG51C	1	271	A	A	TOP CODED FLAG

NAME	SIZE/ SCALE	BEGIN	RECORD	P	DATA	
					TYPE	
FLAG52A	1	0	272	A	NOT TOP CODED	
		1			TOP CODED	
FLAG52B	1	0	273	A	TOP CODED FLAG	
		1			NOT TOP CODED	
FLAG52C	1	0	274	A	TOP CODED FLAG	
		1			NOT TOP CODED	
FLAG53A	1	0	275	A	TOP CODED FLAG	
		1			NOT TOP CODED	
FLAG53B	1	0	276	A	TOP CODED FLAG	
		1			NOT TOP CODED	
FLAG53C	1	0	277	A	TOP CODED FLAG	
		1			NOT TOP CODED	
FLAG53D	1	0	278	A	TOP CODED FLAG	
		1			NOT TOP CODED	
FLAG53E	1	0	279	A	TOP CODED FLAG	
		1			NOT TOP CODED	
FLAG53F	1	0	280	A	TOP CODED FLAG	
		1			NOT TOP CODED	

RECORD P

NAME	SIZE/ SCALE	BEGIN	DATA TYPE	
		0	NOT TOP CODED	
		1	TOP CODED	
FLPINTOT	1	280	A	TOP CODED FLAG
		0	NOT TOP CODED	
		1	TOP CODED	
FLPINERN	1	281	A	TOP CODED FLAG
		0	NOT TOP CODED	
		1	TOP CODED	
FLPINOTH	1	282	A	TOP CODED FLAG
		0	NOT TOP CODED	
		1	TOP CODED	
FILL13	6	283	A	FILLER
PLOWINC	6	289	N	LOW INCOME (POVERTY) CUT-OFF DOLLAR AMT
		0		NIU, PERSONS LESS THAN 65
RBEMPST	1	295	A	LABOR FORCE RECODE 1
		0		NIU
		1		FULL TIME
		2		PART TIME
		3		UNEMPLOYED EXPERIENCED
		4		UNEMPLOYED NOT EXPERIENCED
		5		ARMED FORCES
		6		NOT IN LABOR FORCE
REMPSTA	1	296	A	LABOR FORCE RECODE 2
		0		NIU
		1		NOT IN LABOR FORCE

RECORD P

NAME	SIZE/ SCALE	BEGIN	DATA TYPE
		2	UNEMPLOYED
		3	NONAGRICULTURAL EMPLOYMENT
		4	AGRICULTURAL EMPLOYMENT
RHHDFMS	2	297	A
		01	HOUSEHOLD RECODE 1
		02	HOUSEHOLDER
			SPOUSE OF HOUSEHOLDER:
			CHILD OF HOUSEHOLDER:
		03	UNDER 18, SINGLE NEVER MARRIED:
			REFERENCE PERSON OF RELATED
			SUBFAMILY
		04	NOT IN A RELATED SUBFAMILY
			UNDER 18, EVER MARRIED:
		05	REFERENCE PERSON OF RELATED
			SUBFAMILY
		06	SPOUSE OF RELATED SUBFAMILY
			REFERENCE PERSON
		07	NOT IN A RELATED SUBFAMILY
			18 YEARS OLD AND OVER, SINGLE (NEVER
			MARRIED):
		08	REFERENCE PERSON OF RELATED SUB-
			FAMILY
		09	NOT IN A RELATED SUBFAMILY
			18 YEARS OLD AND OVER, EVER MARRIED:
		10	REFERENCE PERSON OF RELATED SUB-
			FAMILY
		11	SPOUSE OF RELATED SUBFAMILY
			REFERENCE PERSON
		12	NOT IN A RELATED SUBFAMILY
		13	GRANDCHILD UNDER 18, SINGLE (NEVER
			MARRIED) OF HOUSEHOLDER
			OTHER RELATIVE OF REFERENCE PERSON:
			UNDER 18, SINGLE (NEVER MARRIED):
		14	REFERENCE PERSON OF RELATED SUB-
			FAMILY
		15	CHILD OF RELATED SUBFAMILY
			REFERENCE PERSON
		16	NOT IN A RELATED SUBFAMILY
			UNDER 18, EVER MARRIED:
		17	REFERENCE PERSON OF RELATED SUB-
			FAMILY
		18	SPOUSE OF RELATED SUBFAMILY
			REFERENCE PERSON
		19	NOT IN A RELATED SUBFAMILY
			18 YEARS OLD AND OVER, SINGLE (NEVER
			MARRIED):

RECORD P

NAME	SIZE/ SCALE	BEGIN	DATA TYPE
	20		REFERENCE PERSON OF A RELATED SUBFAMILY
	21		NOT IN A RELATED SUBFAMILY
	22		18 YEARS OLD AND OVER, EVER MARRIED: REFERENCE PERSON OF A RELATED SUB-FAMILY
	23		SPOUSE OF A RELATED SUBFAMILY
	24		REFERENCE PERSON
	25		NOT IN A RELATED SUBFAMILY IN UNRELATED SUBFAMILY: REFERENCE PERSON OF UNRELATED SUB-FAMILY
	26		SPOUSE OF UNRELATED SUBFAMILY
	27		REFERENCE PERSON CHILD, UNDER 18, SINGLE (NEVER MARRIED) OF UNRELATED REFERENCE PERSON
	28		OTHER RELATIVE OF UNRELATED SUB-FAMILY
	29		REFERENCE PERSON: UNDER 18, SINGLE (NEVER MARRIED)
	30		UNDER 18, EVER MARRIED
	31		18 YEARS OLD AND OVER, SINGLE (NEVER MARRIED)
			18 YEARS OLD AND OVER, EVER MARRIED
	32		NOT IN A FAMILY:
	33		NONFAMILY HOUSEHOLDER
	34		UNRELATED INDIVIDUAL IN GROUP QUARTERS, UNRELATED INDIVIDUALS
RHHDREL	1	299	A
	1		HOUSEHOLD RECODE 2
	2		HOUSEHOLDER
	3		SPOUSE OF HOUSEHOLDER
	4		CHILD OF HOUSEHOLDER, UNDER 18, NEVER MARRIED
	5		CHILD OF HOUSEHOLDER, UNDER 18 EVER MARRIED
	6		CHILD OF HOUSEHOLDER, 18 +
	7		OTHER RELATIVE OF HOUSEHOLDER
	8		NONRELATIVE OF HOUSEHOLDER IN GROUP QUARTERS, UNRELATED INDIVIDUALS

RECORD P

NAME	SIZE/ SCALE	BEGIN	DATA TYPE	
RFAMREL	2	300	A	HOUSEHOLD RECODE 3
		01		HOUSEHOLDER
		02		SPOUSE OF HOUSEHOLDER
		03		CHILD OF HOUSEHOLDER, UNDER 18, NEVER MARRIED
		04		CHILD OF HOUSEHOLDER, UNDER 18, EVER MARRIED
		05		18 YEARS AND OVER
		06		GRANDCHILD OF HOUSEHOLDER, UNDER 18 NEVER MARRIED
		07		OTHER RELATIVE OF HOUSEHOLDER, UNDER 18 YEARS, NEVER MARRIED
		08		OTHER RELATIVE OF HOUSEHOLDER UNDER 18 YEARS, EVER-MARRIED
		09		OTHER RELATIVE OF HOUSEHOLDER 18 YEARS AND OVER
		10		NONFAMILY HOUSEHOLDER
		11		UNRELATED INDIVIDUAL

NAME	SIZE/ SCALE	BEGIN	DATA TYPE	
RFAMST	1	302	A	HOUSEHOLD RECODE 4
		1		HOUSEHOLDER
		2		SPOUSE
		3		RELATED CHILDREN UNDER 6 YEARS
		4		RELATED CHILDREN 6 TO 17 YEARS
		5		OTHER FAMILY MEMBER
		6		UNRELATED INDIVIDUAL, MALE
		7		UNRELATED INDIVIDUAL, FEMALE

NAME	SIZE/ SCALE	BEGIN	DATA TYPE	
RPARENT	1	303	A	PARENTS RECODE (PRESENCE OF PARENTS)
		0		NIU
		1		BOTH PARENTS PRESENT
		2		MOTHER ONLY PRESENT
		3		FATHER ONLY PRESENT
		4		NEITHER PARENT PRESENT

NAME	SIZE/ SCALE	BEGIN	DATA TYPE	
RAGE1	2	304	A	AGE RECODE 1
		00		NIU
		01		15 YEARS
		02		16 AND 17 YEARS
		03		18 AND 19 YEARS
		04		20 AND 21 YEARS

RECORD P

NAME	SIZE/ SCALE	BEGIN	DATA TYPE
	05	22 TO 24	YEARS
	06	25 TO 29	YEARS
	07	30 TO 34	YEARS
	08	35 TO 39	YEARS
	09	40 TO 44	YEARS
	10	45 TO 49	YEARS
	11	50 TO 54	YEARS
	12	55 TO 59	YEARS
	13	60 TO 61	YEARS
	14	62 TO 64	YEARS
	15	65 TO 69	YEARS
	16	70 TO 74	YEARS
	17	75 YEARS AND OVER	

RAGE4	1	306	A	AGE RECODE
	1			UNDER 18 YEARS
	2			18 TO 64 YEARS
	3			65 YEARS AND OVER

RWEXP	2	307	A	WEEKS WORKED RECODE
	00			NIU
	01			50 TO 52 WEEKS -WORKED FULL TIME
	02			48 TO 49 WEEKS -WORKED FULL TIME
	03			40 TO 47 WEEKS -WORKED FULL TIME
	04			27 TO 39 WEEKS -WORKED FULL TIME
	05			14 TO 26 WEEKS -WORKED FULL TIME
	06			13 WEEKS OR LESS -WORKED FULL TIME
	07			50 TO 52 WEEKS -WORKED PART TIME
	08			48 TO 49 WEEKS -WORKED PART TIME
	09			40 TO 47 WEEKS -WORKED PART TIME
	10			27 TO 39 WEEKS -WORKED PART TIME
	11			14 TO 26 WEEKS -WORKED PART TIME
	12			13 WEEKS OR LESS -WORKED PART TIME
	13			NONWORKER

RWENKRS	1	309	A	PART-FULL TIME RECODE
	0			NIU
	1			FULL TIME (FULL YEAR WORKER)
	2			PART TIME (FULL YEAR WORKER)
	3			FULL TIME (PART YEAR WORKER)
	4			PART TIME (PART YEAR WORKER)
	5			NONWORKER

RECORD P

SIZE/
SCALE BEGIN DATA
TYPE

NAME RWELKNW 1 310 A WORK RECODE 1
WORK EXPERIENCE WEEKS LOOKING -
NON-WORKERS
0 NIU
1 NONE (NOT LOOKING FOR WORK)
2 1 TO 4 WEEKS LOOKING
3 5 TO 14 WEEKS LOOKING
4 15 TO 26 WEEKS LOOKING
5 27 TO 39 WEEKS LOOKING
6 40 OR MORE WEEKS LOOKING
7 WORKERS

NAME RWEUEMP 1 311 A WORK RECODE 2
PART YEAR WORKER WEEKS LOOKING
0 NIU
1 NONE
2 1 TO 4 WEEKS
3 5 TO 10 WEEKS
4 11 TO 14 WEEKS
5 15 TO 26 WEEKS
6 27 TO 39 WEEKS
7 40 OR MORE WEEKS
8 FULL YEAR WORKER
9 NONWORKER

NAME RPYRSN 1 312 A WORK RECODE 3
PART YEAR WORKER WEEKS LOOKING
0 NIU
1 UNEMPLOYED
2 ILL OR DISABLED
3 KEEPING HOUSE
4 GOING TO SCHOOL
5 ARMED FORCES
6 RETIRED
7 OTHER
8 FULL YEAR WORKER
9 NEVER WORKED

NAME REARNER 1 313 A EARNER RECODE

RECORD P

NAME SIZE/SCALE BEGIN DATA TYPE

0 NIU
1 EARNER
2 NONEARNER

RCLWK 1 314 A CLASS OF WORKER RECODE 1
0 NIU
1 PRIVATE
2 GOVERNMENT
3 SELF-EMPLOYED
4 WITHOUT PAY
5 NEVER WORKED

RWECLW 1 315 A CLASS OF WORKER RECODE 2
0 NIU
1 WAGE AND SALARY -AGRICULTURE
2 SELF-EMPLOYED -AGRICULTURE
3 UNPAID -AGRICULTURE
4 PRIVATE HOUSEHOLD -NONAGRICULTURE
5 OTHER PRIVATE -NONAGRICULTURE
6 GOVERNMENT -NONAGRICULTURE
7 SELF-EMPLOYED -NONAGRICULTURE
8 UNPAID -NONAGRICULTURE
9 NEVER WORKED -NONAGRICULTURE

RWEMIND 2 316 A MAJOR INDUSTRY RECODE 3
00 NIU
01 AGRICULTURE, FORESTRY, AND FISHERIES
02 MINING
03 CONSTRUCTION
04 DURABLE GOODS
05 NONDURABLE GOODS
06 TRANSPORT, COMMUNICATIONS:PUB.UTIL
07 WHOLESALE TRADE
08 RETAIL TRADE
09 FINANCE, INSURANCE, AND REAL ESTATE
10 BUSINESS AND REPAIR SERVICES
11 PRIVATE HOUSEHOLD
12 EXCEPT PRIVATE HOUSEHOLD
13 ENTERTAINMENT AND RECREATION SERVICE
14 PROFESSIONAL AND RELATED SERVICES
15 PUBLIC ADMINISTRATION
16 NEVER WORKED

RECORD P

NAME	SIZE/ SCALE	BEGIN	DATA TYPE	
RWEOCC	2	318	A	DETAILED OCCUPATION RECODE 3
00				NIU
01				ENGINEERS
02				PHYSICIANS, DENTISTS : RELATED PRACTITIONERS
03				HEALTH WORKERS, EXC. PRACTITIONERS
04				TEACHERS, EXC. COLLEGE TECHNICIAN
05				ENGINEERING AND SCIENCE
06				OTHER PROFESSIONAL--SALARIED
07				OTHER PROFESSIONAL--SELF-EMPLOYED
08				SALARIED--MANUFACTURING
09				SALARIED--OTHER INDUSTRIES
10				SELF-EMPLOYED--RETAIL TRADE
11				SELF-EMPLOYED--OTHER
12				RETAIL TRADE
13				OTHER
14				BOOKKEEPERS
15				OFFICE MACHINE OPERATORS
16				STENOGRAPHERS, TYPISTS, AND SECRETARIES
17				OTHER CLERICAL WORKERS
18				CARPENTERS
19				OTHER CONSTRUCTION CRAFTSMEN
20				FOREMEN (N.E.C.)
21				MACHINISTS AND JOB SETTERS
22				METAL CRAFTSMEN, EXC. MECHANICS, MACHINISTS AND JOB SETTERS
23				MECHANICS--AUTO
24				MECHANICS, EXCEPT AUTO
25				ALL OTHER CRAFTSMEN
26				MINE WORKERS
27				MOTOR VEHICLES AND EQUIPMENT
28				OTHER DURABLE GOODS
29				NONDURABLE GOODS
30				ALL OTHER
31				DRIVERS AND DELIVERYMEN
32				ALL OTHER
33				CONSTRUCTION
34				MANUFACTURING
35				ALL OTHER
36				PRIVATE HOUSEHOLD WORKERS
37				CLEANING SERVICE
38				FOOD SERVICE
39				HEALTH SERVICE
40				PERSONAL SERVICE
41				PROTECTIVE SERVICE
42				FARMERS AND FARM MANAGERS

RECORD P

NAME	SIZE/ SCALE	BEGIN	DATA TYPE
		43	PAID LABORERS AND SUPERVISORS
		44	UNPAID FAMILY LABORERS
		45	NEVER WORKED
RWEMOCC	2	320	A MAJOR OCCUPATION RECODE 4
		00	NIU
		01	PROFESSIONAL, TECHNICAL, AND KINDRED WORKERS
		02	MANAGERS AND ADMINISTRATORS, EXCLUDING FARM
		03	SALES WORKERS
		04	CLERICAL AND KINDRED WORKERS
		05	CRAFT AND KINDRED WORKERS
		06	OPERATIVES, EXC. TRANSPORT
		07	TRANSPORT EQUIPMENT OPERATIVES
		08	NONFARM LABORERS, SERVICE WORKERS
		09	PRIVATE HOUSEHOLD WORKERS
		10	OTHER SERVICE WORKERS
		11	FARMERS AND FARM MANAGERS
		12	FARM LABORERS AND SUPERVISORS
		13	NEVER WORKED

NAME	SIZE/ SCALE	BEGIN	DATA TYPE
RWEIND	2	322	A DETAILED INDUSTRY RECODE 4
		00	NIU
		01	AGRICULTURAL PRODUCTION
		02	AGRICULTURAL SERVICES
		03	MINING
		04	CONSTRUCTION
		05	ORDNANCE
		06	LUMBER
		07	FURNITURE
		08	STONE, CLAY, GLASS
		09	PRIMARY METALS
		10	FABRICATED METALS (INC. NOT SPECIFIED
		11	MACHINERY, EXC. ELECT.
		12	ELECTRICAL EQUIPMENT
		13	AUTOMOBILES
		14	AIRCRAFT
		15	OTHER TRANSPORTATION EQUIP.
		16	INSTRUMENTS
		17	MISCELLANEOUS
		18	FOOD
		19	TOBACCO
		20	TEXTILES

RECORD P

NAME	SIZE/ SCALE	BEGIN	DATA TYPE
APPAREL		21	
PAPER		22	
PRINTING		23	
CHEMICALS		24	
PETROLEUM		25	
RUBBER AND PLASTICS		26	
LEATHER AND NOT SPEC. MFR.		27	
RAILROAD AND RAILWAY EXPRESS		28	
OTHER TRANSPORTATION		29	
COMMUNICATIONS		30	
OTHER PUBLIC UTILITIES		31	
WHOLESALE		32	
EATING AND DRINKING PLACES		33	
OTHER RETAIL		34	
BANKING AND OTHER FINANCE		35	
INSURANCE AND REAL ESTATE		36	
PRIVATE HOUSEHOLD SERVICE		37	
BUSINESS		38	
REPAIR		39	
PERSONAL SERVICES, EXC. PRIVATE		40	
HOUSEHOLD			
ENTERTAINMENT AND RECREATION		41	
MEDICAL, EXC. HOSPITALS		42	
HOSPITALS		43	
WELFARE AND RELIGIOUS		44	
EDUCATIONAL		45	
OTHER PROFESSIONAL		46	
FORESTRY AND FISHERIES		47	
POSTAL		48	
OTHER FEDERAL		49	
STATE		50	
LOCAL		51	
NEVER WORKED		52	

RPINCOM	2	324	A	PERSON'S INCOME RECODE
		00		NIU
		01		NONE
		02		LOSS
		03		\$1 TO \$999
		04		\$1,000 TO \$1,999
		05		\$2,000 TO \$2,499
		06		\$2,500 TO \$2,999
		07		\$3,000 TO \$3,499
		08		\$3,500 TO \$3,999
		09		\$4,000 TO \$4,999
		10		\$5,000 TO \$5,999

RECORD P

NAME	SIZE/ SCALE	BEGIN	DATA TYPE
		11	\$6,000 TO \$6,999
		12	\$7,000 TO \$7,499
		13	\$7,500 TO \$7,999
		14	\$8,000 TO \$8,499
		15	\$8,500 TO \$8,999
		16	\$9,000 TO \$9,999
		17	\$10,000 TO \$12,499
		18	\$12,500 TO \$14,999
		19	\$15,000 TO \$17,499
		20	\$17,500 TO \$19,999
		21	\$20,000 TO \$24,999
		22	\$25,000 TO \$29,999
		23	\$30,000 TO \$34,999
		24	\$35,000 TO \$39,999
		25	\$40,000 TO \$49,999
		26	\$50,000 TO \$59,999
		27	\$60,000 TO \$74,999
		28	\$75,000 AND OVER

RPSINCI	2	326	A	SOURCE OF INCOME RECODE
		00		NIU
		01		WAGE OR SALARY ONLY
		02		NONFARM ONLY
		03		FARM ONLY
		04		NONFARM AND FARM
		05		WAGE OR SALARY AND NONFARM SELF- EMPLOYMENT INCOME ONLY
		06		WAGE OR SALARY AND FARM SELF- EMPLOYMENT INCOME ONLY
		07		WAGE OR SALARY, NONFARM AND FARM ONLY
		08		WAGE OR SALARY AND PROPERTY INC ONLY
		09		WAGE OR SALARY AND OTHER INCOME
		10		NONFARM INC , PROPERTY INC ONLY
		11		NONFARM SE INCOME AND OTHER INCOME
		12		FARM INC, PROPERTY INC ONLY
		13		FARM SE INCOME AND OTHER INCOME
		14		WAGE/SALARY, NONFARM, PROPERTY INCOME
		15		WAGE/SALARY, NONFARM, OTHER INCOME
		16		WAGE/SALARY, FARM, PROPERTY INCOME
		17		WAGE/SALARY, FARM SE AND OTHER INCOME
		18		OTHER COMBINATIONS
		19		SOCIAL SECURITY
		20		PUBLIC ASSISTANCE INCOME ONLY
		21		PENSION INCOME ONLY
		22		PENSION AND PROPERTY INCOME ONLY
		23		SOCIAL SECURITY AND PUBLIC ASSISTANCE

RECORD P

NAME	SIZE/ SCALE	BEGIN	DATA TYPE
		24	SOCIAL SECURITY AND PROPERTY INCOME
		25	SOCIAL SECURITY AND PENSION INCOME ON
		26	SOCIAL SECURITY, PENSIONS, : PROPERTY
		27	ALL OTHER COMBINATIONS
		28	NO INCOME

NAME	SIZE/ SCALE	BEGIN	DATA TYPE
RGENMOB	1	328	A
		1	MIGRATION - RESIDENCE 1981 TO 1982
		2	NONMOVER
		3	DIFFERENT HOUSE SAME COUNTY
		4	DIFFERENT COUNTY, SAME STATE, SMSA
		5	DIFFERENT COUNTY, SAME STATE, DIFFERENT SMSA
		6	DIFF COUNTY, DIF STATE, CONTIGUOUS
		7	DIFF COUNTY, DIF STATE, NONCONTIGUOUS
		8	MOVERS FROM ABROAD
		9	NOT IN MIGRATION SAMPLE MOVED WITHIN SAME STATE, DIFF. CNTY.

NAME	SIZE/ SCALE	BEGIN	DATA TYPE
RMIGREG	1	329	A
		1	REGION OF RESIDENCE IN 1981 - MIGRATION
		2	NORTHEAST
		3	NORTH CENTRAL
		4	SOUTH
		5	WEST
		6	ABROAD NOT IN MIGRATION SAMPLE

NAME	SIZE/ SCALE	BEGIN	DATA TYPE
RUACPLDS	1	330	A
		0	SMSA RESIDENCE IN 1981 RECODE
		1	NIU, NONMOVER
		2	CENTRAL CITY
		3	SMSA BALANCE
		4	NON SMSA NOT IDENTIFIABLE

NAME	SIZE/ SCALE	BEGIN	DATA TYPE
PPRECTYP	1	331	A
		3	PERSON RECORD TYPE PERSON RECORD

NAME	SIZE/ SCALE	BEGIN	DATA TYPE
LINENO	2	332	A
			LINE NUMBER

RECORD P

NAME	SIZE/ SCALE	BEGIN	DATA TYPE	STATE RESIDENCE IN 1981 CODE
FILL14	3	334	A	FILLER
MIGSTATE	2	337	A	STATE RESIDENCE IN 1981 CODE
		11		MAINE
		12		NEW HAMPSHIRE
		13		VERMONT
		14		MASSACHUSETTS
		15		RHODE ISLAND
		16		CONNECTICUT
		21		NEW YORK
		22		NEW JERSEY
		23		PENNSYLVANIA
		31		OHIO
		32		INDIANA
		33		ILLINOIS
		34		MICHIGAN
		35		WISCONSIN
		41		MINNESOTA
		42		IOWA
		43		MISSOURI
		44		NORTH DAKOTA
		45		SOUTH DAKOTA
		46		NEBRASKA
		47		KANSAS
		51		DELAWARE
		52		MARYLAND
		53		DISTRICT OF COLUMBIA
		54		VIRGINIA
		55		WEST VIRGINIA
		56		NORTH CAROLINA
		57		SOUTH CAROLINA
		58		GEORGIA
		59		FLORIDA
		61		KENTUCKY
		62		TENNESSEE
		63		ALABAMA
		64		MISSISSIPPI
		71		ARKANSAS
		72		LOUISIANA
		73		OKLAHOMA
		74		TEXAS
		81		MONTANA
		82		IDAHO
		83		WYOMING
		84		COLORADO

RECORD P

NAME	SIZE/ SCALE	BEGIN	DATA TYPE
MIGSAME	1	339	A
		0	LIVING IN SAME HOUSE MARCH 1981
		1	NIU
		2	YES
			NO
UACPLREC	1	340	A
		0	SMSA RESIDENCE MARCH 1981
		1	NIU, NONMOVER
		2	SMSA
		3	NON SMSA
			NOT IDENTIFIABLE
MTRIREG	2	341	A
		01	RESIDENCE 1981 TO RESIDENCE 1982
		02	NONMOVER
		03	SMSA TO SMSA
		04	SMSA TO NON SMSA
		05	NON SMSA TO SMSA
		06	NON SMSA TO NON SMSA
		07	ABROAD TO SMSA
		08	ABROAD TO NON SMSA
		09	NIU (CHILDREN < 2 YRS OLD)
			NOT IDENTIFIABLE
PENSPLAN	1	343	A
		0	EXISTENCE OF PENSION PLAN
		1	BY EMPLOYER
		2	NIU
			EMPLOYER HAS PENSION PLAN
			EMPLOYER DID NOT HAVE PENSION PLAN

RECORD P

NAME	SIZE/ SCALE	BEGIN	DATA TYPE	
INCLINPP	1	344	A	INCLUDED IN PENSION PLAN AT WORK
		0		NIU
		1		YES
		2		NO
INCLINGH	1	345	A	INCLUDED IN EMPLOYER GROUP HEALTH PLAN
		0		NIU
		1		YES
		2		NO
PAIDGH	1	346	A	EMPLOYER HELPED PAY FOR GROUP HEALTH PLAN
		0		NIU
		1		EMPLOYER PAID FOR ALL OF GROUP HEALTH PLAN
		2		EMPLOYER PAID FOR PART OF GROUP HEALTH PLAN
		3		EMPLOYER DID NOT PAY FOR GROUP HEALTH PLAN
WHOELSGH	1	347	A	OTHER PERSONS COVERED BY GROUP HEALTH PLAN
		0		NIU
		1		SPOUSE ALSO COVERED
		2		CHILD(REN) ALSO COVERED
		3		SPOUSE AND CHILD(REN) ALSO COVERED
		4		NO ONE ELSE COVERED
		5		OTHER COMBINATION OF PERSONS ALSO COVERED
COVERGH	1	348	A	COVERED BY GROUP HEALTH (EDITED)
		1		YES
		2		NO
HAVEMDCR	1	349	A	COVERED BY MEDICARE

RECORD P

NAME	SIZE/ SCALE	BEGIN	DATA TYPE	
		0	NIU	
		1	YES	
		2	NO	
COVMEDCR	1	350	A	COVERED BY MEDICARE (EDITED)
		1		YES
		2		NO
HAVEMDCD	1	351	A	COVERED BY MEDICAID
		0		NIU
		1		YES
		2		NO
COVMEDCD	1	352	A	COVERED BY MEDICAID (EDITED)
		1		YES
		2		NO
HAVECPYN	1	353	A	COVERED BY CHAMPUS OR MILITARY HEALTH CARE
		0		NIU
		1		YES
		2		NO
COVERCP	1	354	A	COVERED BY CHAMPUS OR MILITARY HEALTH CARE (EDITED)
		1		YES
		2		NO
HAVEHIYN	1	355	A	OTHER HEALTH INSURANCE
		0		NIU
		1		YES
		2		NO

RECORD P

NAME	SIZE/ SCALE	BEGIN	DATA TYPE	
COVERHI	1	356	A	COVERED BY OTHER HEALTH INSURANCE (EDITED) YES NO
		1		
		2		
WHOELSHI	1	357	A	OTHER PERSONS COVERED BY HEALTH INSURANCE NIU SPOUSE ALSO COVERED CHILD(REN) ALSO COVERED SPOUSE AND CHILD(REN) ALSO COVERED NO ONE ELSE COVERED OTHER COMBINATION ALSO COVERED
		0		
		1		
		2		
		3		
		4		
		5		
FILL15	3	358	A	FILLER
ELIGIBIL	1	361	A	ROTATION GROUPS ELIGIBILITY ITEMS HRSWORK THRU BAEARNWK WERE ASKED IN TWO ROTATION GROUPS, 1 AND 5 NOT ELIGIBLE ELIGIBLE (ROTATION GROUP 1 OR 5)
		0		
		1		
HRSWORK	2	362	N	USUAL HOURS WORKED PER WEEK NOT CODED 1-99 USUAL HOURS WORKED PER WEEK
		0		
PAIDHOUR	1	364	A	PAID HOURLY NOT CODED YES NO
		0		
		1		
		2		
EARNHOUR	4	365	N	HOURLY EARNINGS NOT CODED 0001-9999 HOURLY EARNINGS
		0		

RECORD P

NAME	SIZE/ SCALE	BEGIN	DATA TYPE	
EARNWEEK	3	369	N	EARN WEEKLY BEFORE DEDUCTIONS NOT CODED 001-999 USUAL WEEKLY EARNINGS
BEARNWGT	11/-2	372	N	WEIGHT (TWO IMPLIED DECIMALS)
BAHRSWOK	1	383	A	ALLOCATION FLAGS ITEMS BAHRSWOK THRU BAEARNWK ARE ALLOCATION FLAGS FOR THE CORRESPONDING ITEMS 0 NOT ALLOCATED 1 ALLOCATED
BAPAIHR	1	384	A	ALLOCATION FLAG
BAEARNHR	1	385	A	ALLOCATION FLAG
BAEARNWK	1	386	A	ALLOCATION FLAG
FILL16	4	387	A	FILLER

GLOSSARY

CURRENT POPULATION SURVEY, MARCH 1982

Geographic Concepts

Geographic Division. An area composed of contiguous States, with Alaska and Hawaii also included in one of the divisions. (A State is one of the 51 major political units in the United States.) The nine geographic divisions have been largely unchanged for the presentation of summary statistics since the 1910 census.

Regions. There are four regions: Northeast, North Central, West, and South. States and divisions within regions are presented below.

NORTHEAST REGION

New England Division

Connecticut
Maine
Massachusetts
New Hampshire
Rhode Island
Vermont

Middle Atlantic Division

New Jersey
New York
Pennsylvania

NORTH CENTRAL REGION

East North Central Division

Illinois
Indiana
Michigan
Ohio
Wisconsin

West North Central Division

Iowa
Kansas
Minnesota
Missouri
Nebraska
North Dakota
South Dakota

WEST REGION

Mountain Division

Arizona
Colorado
Idaho
Montana
Nevada
New Mexico
Utah
Wyoming

Pacific Division

Alaska
California
Hawaii
Oregon
Washington

SOUTH REGION

East South Central Division

Alabama
Kentucky
Mississippi
Tennessee

West South Central Division

Arkansas
Louisiana
Oklahoma
Texas

South Atlantic Division

Delaware
District of Columbia
Florida
Georgia
Maryland
North Carolina
South Carolina
Virginia
West Virginia

GLOSSARY

CURRENT POPULATION SURVEY, MARCH 1982

Subject Concepts

Age. Age classification is based on the age of the person at his/her last birthday. The adult universe (i.e., population of marriageable age) is comprised of persons 15 years old and over. Prior to 1980, the adult universe was 14 years old and over.

Annuities. (See Income.)

Armed Forces. Armed Forces members enumerated in off-base housing or on base with their families are included on the CPS data file in March. Only supplemental data on income are included for Armed Forces members.

Base Weight. The constant weight assigned to the sample (inverse of the sampling fraction) which is adjusted to produce the final weight.

Civilian Labor Force. (See Labor Force.)

Class of Worker. This refers to the broad classification of the person's employer. On the March file, these broad classifications for current jobs are private, government, self-employed, without pay, and never worked. Private and government workers are considered "wage and salary workers;" this classification scheme includes self-employed, incorporated persons in with "private" workers. For the longest job held last year, this class of worker scheme includes private; government by level--Federal, State, and local; self-employed, incorporated; self-employed on farm; and without pay. The wage and salary category for longest job held includes private, government (all levels), and self-employed, incorporated.

Dividends. (See Income.)

Duration of Unemployment. Duration of unemployment represents the length of time (through the current survey week) during which persons classified as unemployed are continuously looking for work. For persons on layoff, duration of unemployment represents the number of full weeks since the termination of their most recent employment. A period of two weeks or more during which a person is employed or ceased looking for work is considered to break the continuity of the present period of seeking work. Average duration is an arithmetic mean computed from a distribution by single weeks of unemployment.

Earners, Number of. The file includes all persons 15 years old and over in the household with \$1 or more in wages and salaries, or \$1 or more of a loss in net income from farm or nonfarm self-employment.

Earnings Weight. Each person record allows for an earnings weight for current earnings. For a description of this weight, see page 11.

Education. (See Years of School Completed.)

Employed. (See Labor Force.)

Energy Assistance Program. The Low-Income Energy Assistance Program provides financial assistance to qualified households to help them pay heating costs. The program is funded by the Federal government and administered by the States under broad guidelines. In some States a household may automatically be eligible for this program if the household receives (1) Aid to Families with Dependent Children, (2) Food Stamps, (3) Supplemental Security Income (SSI), and (4) certain Veterans' benefits.

The energy assistance questions were asked for the first time in 1982. Related questions asked about (1) recurrency since October 1, 1981, (2) type of payment received, (3) total amount received during the reference period, and (4) the principal type of heating fuel used by the household.

ESR (Employment Status Recode). This classification is available for each civilian 14 years old and over according to his/her responses to the monthly (basic) labor force items in March.

Family. A family is a group of two persons or more (one of whom is the householder) residing together and related by birth, marriage, or adoption. All such persons (including related subfamily members) are considered as members of one family. Beginning with the 1980 CPS, unrelated subfamilies (referred to in the past as secondary families) are no longer included in the count of families, nor are the members of unrelated subfamilies included in the count of family members.

Family Household. A family household is a household maintained by a family (as defined above), and may include among the household members any unrelated persons (unrelated subfamily members and/or secondary individuals) who may be residing there. The number of family households is equal to the number of families. The count of family household members differs from the count of family members, however, in that the family household members include all persons living in the household, whereas family members include only the householder and his/her relatives. (See the definition of Family).

Family Weight. The weight on the family record is the March supplement weight of the householder or reference person.

Farm Self-Employment Net Income. The term is defined as net money income (gross receipts minus operating expenses) from the operation of a farm by a person on his own account, as an owner, as a renter, or as a sharecropper. Gross receipts include the value of all products sold, government crop loans, money received from the rental of farm equipment to others, and incidental receipts from the sale of wood, sand, gravel, etc.

Operating expenses include cost of feed, fertilizer, seed, and other farming supplies, cash wages paid to farm hands, depreciation charges, cash rent, interest on farm mortgages, farm building repairs, farm taxes (not State and Federal income taxes), etc. The value of fuel, food, or other farm products used for household living is not included as part of net income. Inventory changes are considered in determining net income only when they are accounted

for in replies based on income tax returns or other official records which reflect inventory changes.

Final Weight. Used in tabulating monthly labor force items.

Food Stamps. The Food Stamp Act of 1977 was enacted for the purpose of increasing the food purchasing power of eligible households through the use of coupons to purchase food. The Food and Nutrition Service of the U.S. Department of Agriculture (USDA) administers the Food Stamp Program through State and local welfare offices. The Food Stamp Program is the major national income support program which provides benefits to all low-income and low-resource households regardless of household characteristics (e.g., sex, age, disability, etc.). The questions on participation in the Food Stamp Program in the March 1982 CPS were designed to identify households in which one or more of the current members received food stamps during 1981. Once a food stamp household was identified, a question was asked to determine the number of current household members covered by food stamps during 1981. Questions were also asked about the number of months food stamps were received during 1981 and the total face value of all food stamps received during that period.

Full-Time Worker. Persons on full-time schedules include persons working 35 hours or more, persons who worked 1-34 hours for noneconomic reasons (e.g., illness) and usually work full-time, and persons "with a job but not at work" who usually work full-time.

Group Health Insurance Coverage. Civilian persons 15 years old and over who worked in 1981 and who participated in group health insurance plans provided by the employer or union were asked whether part or all of the health insurance premiums were paid for by the union or employer and the extent of persons covered.

Additional questions were asked this year to determine if sample persons were covered by any other type of health insurance plan. These items are intended to measure retirees covered by continuing employer provided coverage and persons who purchased coverage on their own. These items were last asked in March 1980.

Group Quarters. Group quarters are noninstitutional living arrangements for groups not living in conventional housing units or groups living in housing units containing five or more persons unrelated to the person in charge.

Head Versus Householder. Beginning with the March 1980 CPS, the Bureau of the Census discontinued the use of the terms "head of household" and "head of family." Instead, the terms "householder" and "family householder" are used.

Highest Grade of School Attended. (See Years of School Completed.)

Hours of Work. Hours of work statistics relate to the actual number of hours worked during the survey week. For example, a person who normally works 40 hours a week but who is off on the Veterans Day holiday is reported as working 32 hours even though he is paid for the holiday.

For persons working in more than one job, the figures relate to the number of hours worked in all jobs during the week. However, all the hours are credited to the major job.

Household. A household consists of all the persons who occupy a house, an apartment, or other group of rooms, or a room, which constitutes a housing unit. A group of rooms or a single room is regarded as a housing unit when it is occupied as separate living quarters; that is, when the occupants do not live and eat with any other person in the structure, and when there is direct access from the outside or through a common hall. The count of households excludes persons living in group quarters, such as rooming houses, military barracks, and institutions. Inmates of institutions (mental hospitals, rest homes, correctional institutions, etc.) are not included in the survey.

Household Weight. Household weight is the March Supplement weight of the householder.

Householder. The householder refers to the person (or one of the persons) in whose name the housing unit is owned or rented (maintained) or, if there is no such person, any adult member, excluding roomers, boarders, or paid employees. If the house is owned or rented jointly by a married couple, the householder may be either the husband or the wife. The person designated as the householder is the "reference person" to whom the relationship of all other household members, if any, is recorded.

Householder With No Other Relatives in Household. A householder who has no relatives living in the household. This is the entry for a person living alone. Another example is the designated householder of an apartment shared by two or more unrelated individuals.

Householder With Other Relatives (Including Spouse) in Household. The person designated as householder if he/she has one or more relatives (including spouse) living in the household.

Husband in Armed Forces. When a woman is reported as married but her husband is not enumerated as a member of the same household, an additional question is asked to determine whether her husband is in the Armed Forces. This additional probe is unique to the March CPS only. Women who are reported as separated are not asked the additional question.

Income. For each person in the sample who is 15 years old and over, questions are asked on the amount of money income received in the preceding calendar year from each of the following sources: (1) money wages or salary; (2) net income from nonfarm self-employment; (3) net income from farm self-employment; (4) Social Security or railroad retirement; (5) Supplemental Security income; (6) public assistance or welfare payments; (7) interest (on savings or bonds); (8) dividends, income from estates or trusts, or net rental income; (9) veterans payment or unemployment and workmen's compensation; (10) private pensions or government employee pensions; (11) alimony or child support, regular contributions from persons not living in the household, and other periodic income.

When an indefinite amount is reported by the respondent, a specific value is assigned whenever possible. If the indefinite amount is reported in terms of a range, the midpoint of the range is assigned (i.e., \$10,000 to \$15,000 is coded as \$12,500). Open-ended amounts are converted to designated specific amounts; e.g., over \$10,000 may be coded as \$15,000.

Although income statistics refer to receipts during the preceding year, the characteristics of the person such as age, labor force status, etc., and the composition of households refer to the time of the survey. The income of the household does not include amounts received by persons who are members of the household during all or part of the income year if these persons no longer resided with the household at the time of enumeration. On the other hand, household income includes amounts reported by persons who did not reside with the household during the income year but who were members of the household at the time of enumeration.

Data on consumer income collected in the CPS by the Bureau of the Census cover money income received (exclusive of certain money receipts such as capital gains) before payments for personal income taxes, Social Security, union dues, Medicare deductions, etc. Therefore, money income does not reflect the fact that some households receive part of their income in the form of nonmoney transfers such as food stamps, health benefits, subsidized housing, and energy assistance; that many farm households receive nonmoney income in the form of rent free housing and goods produced and consumed on the farm; or that nonmoney incomes are also received by some nonfarm residents which often take the form of the use of business transportation and facilities, or full or partial contributions for retirement programs, medical and educational expenses, etc. These elements should be considered when comparing income levels. Moreover, readers should be aware that for many different reasons there is a tendency in household surveys for respondents to under report their income. From an analysis of independently derived income estimates, it has been determined that wages and salaries tend to be much better reported than such income types as public assistance, Social Security, and net income from interest, dividends, rents, etc.

Income Sources - Wages and Salary. Money wages or salary is defined as total money earnings received for work performed as an employee during the income year. It includes wages, salary, Armed Forces pay, commissions, tips, piece-rate payments, and cash bonuses earned, before deductions are made for taxes, bonds, pensions, union dues, etc.

Income Sources - Nonfarm Self-Employment. Net income from nonfarm self-employment is net money income (gross receipts minus expenses) from one's own business, professional enterprise, or partnership. Gross receipts include the value of all goods sold and services rendered. Expenses include costs of goods purchased, rent, heat, light, power, depreciation charges, wages and salaries paid, business taxes (not personal income taxes), etc. In general, inventory changes are considered in determining net income since replies are based on income tax returns or other official records and records reflect inventory changes. However, when values of inventory changes are not reported, net income figures exclusive of inventory changes are accepted. The value of saleable merchandise consumed by the proprietors of retail stores is not included as part of net income.

Income Sources - Farm Self-Employment. Net income from farm self-employment is net money income (gross receipts minus operating expenses) from the operation of a farm by a person on his own account, as an owner, as a renter, or as a sharecropper. Gross receipts include the value of all products sold, government crop loans, money received from the rental of farm equipment to others, and incidental receipts from the sale of wood, sand, gravel, etc. Operating

expenses include cost of feed, fertilizer, seed, and other farming supplies, cash wages paid to farm hands, depreciation charges, cash rent, interest on farm mortgages, farm building repairs, farm taxes (not State and Federal income taxes), etc. The value of fuel, food, or other farm products used for family living is not included as part of net income. In general, inventory changes are considered in determining net income only when they are accounted for in replies based on income tax returns or other official records which reflect inventory changes; otherwise, inventory changes are not taken into account.

Income Sources - Social Security. Social Security includes Social Security pensions and survivors' benefits, and permanent disability insurance payments made by the Social Security Administration prior to deductions for medical insurance and railroad retirement insurance checks from the U.S. Government. "Medicare" reimbursements are not included.

Income Sources - Supplemental Security Income. Supplemental Security Income includes payments made by Federal, State, and local welfare agencies to low income persons who are (1) aged (65 years old and over), (2) blind, or (3) disabled.

Income Sources - Public Assistance. Public assistance or welfare payments include public assistance payments such as aid to families with dependent children and general assistance.

Income Sources - Interest and Dividends. Interest, dividends, income from estates or trusts, net rental income or royalties include dividends from stockholdings or membership in associations, interest on savings or bonds, periodic receipts from estates or trust funds, net income from rental of a house, store, or other property to others, receipts from boarders or lodgers, and net royalties.

Income Sources - Unemployment Compensation, Worker's Compensation, and Veterans' Payments. Unemployment compensation, veterans' payments, or worker's compensation includes: (1) unemployment compensation received from government unemployment insurance agencies or private companies during periods of unemployment and any strike benefits received from union funds; (2) money paid periodically by the Veterans Administration to disabled members of the Armed Forces or to survivors of deceased veterans, subsistence allowances paid to veterans for education and on-the-job training, as well as so-called "refunds" paid to ex-servicemen as GI insurance premiums; and (3) worker's compensation received periodically from public or private insurance companies for injuries incurred at work. The cost of this insurance must have been paid by the employer and not by the person.

Income Sources - Private and Government Pensions and Annuities. Many employers and unions have established pension programs for their employees so that upon retirement the employee will receive regular income to replace his/her earnings. Many of these programs also provide income to the employee if he/she becomes severely disabled, or to his/her survivors if the employee dies. Other types of retirement income include annuities and paid up life insurance policies. Some people purchase annuities which yield a set amount over a certain number of years. Other people may convert their paid up life insurance policy into an annuity after they retire.

Income Sources - Alimony and Child Support. Alimony is money received periodically from a former spouse following a divorce or separation. Child support is money received from a former spouse for the support of their children following a divorce or legal separation. Money received from relatives or friends other than the former husband or wife is not considered as child support.

Receipts Not Counted As Income. Receipts from the following sources are not included as income: (1) Money received from the sale of property, such as stocks, bonds, a house, or a car (unless the person is engaged in the business of selling such property, in which case the net proceeds is counted as income from self-employment); (2) withdrawals of bank deposits; (3) money borrowed; (4) tax refunds; (5) gifts; and (6) lump-sum inheritances of insurance payments.

Industry, Occupation, and Class of Worker (I&O) - Current Job (basic data). For the employed, current job is the job held in the reference week (the week before the survey). Persons with two or more jobs are classified in the job at which they worked the most hours during the reference week. The unemployed are classified according to their latest full-time civilian job lasting two or more weeks or by the job (either full-time or part-time) from which they are laid off. The I & O questions are also asked of persons not in the labor force who are in the fourth or eighth month in sample and who have worked in the last five years. The occupation/industry classification system for the 1970 Census of Population has been used to code March CPS data since 1971. For detailed information on I & O of multiple job holders, see the May supplement to the CPS.

Industry, Occupation, and Class of Worker-Longest Job (supplement data). Longest job applies to the job held longest during the preceding year for persons who worked that year, without regard to their current employment status.

Subject	Character Position		
		Current or Most Recent Full-Time Job	Longest Job Last Year (Work Experience)
Industry	3-digit detailed	P 49-51	P 151-153
	2-digit detailed	P 52-53	P 322-323
	(Recode)		
Occupation	Major Group Recode	N/A	P 316-317
	3-digit detailed	P 56-58	P 154-156
	2-digit detailed	P 54-55	P 318-319
	(Recode)		
Class of Worker	Major Group Recode	N/A	P 320-321
		P 59	P 314,315

Job Seekers. All unemployed persons who made specific efforts to find a job sometime during the 4-week period preceding the survey week.

Keeping House. Persons are classified as keeping house if they engage in own housework. This is one of the "not in labor force" classifications--employment status recode (ESR)= 4.

Labor Force. Persons are classified as in the labor force if they are employed, unemployed, or in the Armed Forces during the survey week. The "civilian labor force" includes all civilians classified as employed or unemployed. The file includes labor force data for civilians age 14 and over. However, the official definition of the civilian labor force is age 16 and over.

1. Employed. Employed persons comprise (1) all civilians who, during the survey week, do any work at all as paid employees or in their own business or profession, or on their own farm, or who work 15 hours or more as unpaid workers on a farm in a business operated by a member of the family; and (2) all those who have jobs but who are not working because of illness, bad weather, vacation, or labor-management dispute, or because they are taking time off for personal reasons, whether or not they are seeking other jobs. These persons would have an Employment Status Recode (ESR) of 1 or 2 respectively in character 12 of the person record which designates "at work" and "with a job, but not at work." Each employed person is counted only once. Those persons who held more than one job are counted in the job at which they worked the greatest number of hours during the survey week. If they worked an equal number of hours at more than one job, they are counted at the job they held the longest.
2. Unemployed. Unemployed persons are those civilians who, during the survey week, have no employment but are available for work, and (1) have engaged in any specific job seeking activity within the past 4 weeks such as registering at a public or private employment office, meeting with prospective employers, checking with friends or relatives, placing or answering advertisements, writing letters of application, or being on a union or professional register; (2) are waiting to be called back to a job from which they had been laid off; or (3) are waiting to report to a new wage or salary job within 30 days. These persons would have an ESR code of 3 in character 12 of the person record. The unemployed includes job leavers, job losers, new job entrants, and job reentrants.
 - a. Job Leavers. Persons who quit or otherwise terminate their employment voluntarily and immediately begin looking for work.
 - b. Job Losers. Persons whose employment ends involuntarily, who immediately begin looking for work, and those persons who are already on layoff.
 - c. New Job Entrants. Persons who never worked at a full-time job lasting two weeks or longer.
 - d. Job Reentrants. Persons who previously worked at a full-time job lasting two weeks or longer but are out of the labor force prior to beginning to look for work.

3. Not in Labor Force. All civilians 14 years old and over who are not classified as employed or unemployed. These persons are further classified by major activity: keeping house, going to school, unable to work because of long-term physical or mental illness, and other. The "other" group includes, for the most part, retired persons. Persons who report doing unpaid work in a family farm or business for less than 15 hours are also classified as not in the labor force.

For persons not in the labor force, data on previous work experience, intentions to seek work again, desire for a job at the time of interview, and reasons for not looking for work are asked only in those households that are in the fourth and eighth months of the sample, i.e., the "outgoing" groups, those which had been in the sample for three previous months and would not be in for the subsequent month.

These items are asked in question 24; see the questionnaire facsimile. Such persons have an ESR code of 4-7 in character 12 of the person record.

Finally, it should be noted that the unemployment rate represents the number of persons unemployed as a percent of the civilian labor force 16 years old and over. This measure can also be computed for groups within the labor force classified by sex, age, marital status, race, etc. The job loser, job leaver, reentrant, and new entrant rates are each calculated as a percent of the civilian labor force 16 years old and over; the sum of the rates for the four groups thus equals the total unemployment rate.

Layoff. A person who is unemployed but expects to be called back to a specific job. If he/she expects to be called back within 30 days, it is considered a temporary layoff; otherwise, it is an indefinite layoff.

Looking for Work. A person who is trying to get work or trying to establish a business or profession.

March Supplement Weight. The March Supplement weight is on all person records and is used to produce "supplement" estimates; that is, income, work experience, migration, and family characteristic estimates. (For a description of this weight, see page 10).

Marital Status. The marital status classification identifies four major categories: single (never married), married, widowed, and divorced. These terms refer to the marital status at the time of enumeration.

The category "married" is further divided into "married, civilian spouse present," "married, Air Force spouse present," "married, spouse absent," "married, Air Force spouse absent," and "separated." A person is classified as "married, spouse present" if the husband or wife is reported as a member of the household even though he or she may be temporarily absent on business or on vacation, visiting, in a hospital, etc., at the time of the enumeration. Persons reported as "separated" included those with legal separations, those living apart with intentions of obtaining a divorce, and other persons

permanently or temporarily estranged from their spouses because of marital discord.

For the purpose of this file, the group "other marital status" includes "widowed and divorced," "separated," and "other married, spouse absent."

Medicare. The Medicare Program is designed to provide medical care for the aged and disabled. The Basic Hospital Insurance Plan (Part A) is designed to provide basic protection against hospital costs and related post-hospital services. This plan also covers many persons under 65 years old who receive Social Security or Railroad Retirement benefits based on long-term disability. Part A is financed jointly by employers and employees through Social Security payroll deductions. Qualified persons 65 years old and over who are not otherwise eligible for Part A benefits may pay premiums directly to obtain this coverage. The Medical Insurance Plan (Part B) is a voluntary plan which builds upon the hospital insurance protection provided by the basic plan. It provides insurance protection covering physicians' and surgeons' services and a variety of medical and other health services received either in hospitals or on an ambulatory basis. It is financed through monthly premium payments by each enrollee, and subsidized by Federal general revenue funds.

The Medicare question on the March 1982 CPS attempted to identify all persons 15 years old and over who were "covered" by Medicare at any time during 1981. The term "covered" means enrolled in the Medicare Program. In order to be counted, the person did not necessarily have to receive medical care paid for by Medicare.

Medicaid. The Medicaid Program is designed to provide medical assistance to needy families with dependent children, and to aged, blind, or permanently and totally disabled individuals whose incomes and resources are insufficient to meet the costs of necessary medical services. The program is administered by State agencies through grants from the Health Care Financing Administration of the Department of Health and Human Services. Funding for medical assistance payments consists of a combination of Federal, State, and in some cases, local funds.

Medicaid is a categorical program with complex eligibility rules which vary from State to State. There are two basic groups of eligible individuals: the categorically eligible and the medically needy. The major categorically eligible groups are all Aid to Families with Dependent Children (AFDC) recipients and most Supplemental Security Income (SSI) recipients. Other categorically eligible groups are (1) those who meet basic State cash assistance eligibility rules--aged, blind, disabled, needy single parents with children, and, in some States, needy unemployed parents with children, but who are not currently receiving money payments; and (2) needy persons who meet categorical eligibility standards but are institutionalized for medical reasons (e.g., low-income elderly persons in nursing homes). However, such institutionalized persons are not included in the CPS universe and, therefore, are not reflected in these statistics.

In roughly one-half of the States, coverage is extended to the medically needy--persons meeting categorical age, sex, or disability criteria, whose money incomes and assets exceed eligibility levels for cash assistance but are not sufficient to meet the cost of medical care. In such States, qualifying income

and asset levels are usually above those set for cash assistance. Families with large medical expenses relative to their incomes and assets may also meet medically needy eligibility standards in these States.

The Medicaid question on the March 1982 CPS attempted to identify all persons who were "covered" by Medicaid at any time during 1981. The term "covered" means enrolled in the Medicaid program, i.e., had a Medicaid medical assistance card, or incurred medical bills which were paid for by Medicaid. In order to be counted, the person did not have to receive medical care paid for by Medicaid.

After data collection and creation of an initial microdata file, further refinements were made to assign Medicaid coverage to children. In this procedure all children under 21 years old in families were assumed to be covered by Medicaid if either the householder or spouse reported being covered by Medicaid (this procedure was required mainly because the Medicaid coverage question was asked only for persons 15 years old and over). All adult AFDC recipients and their children, and SSI recipients living in States which legally require Medicaid coverage of all SSI recipients, were also assigned coverage.

Mobility Status. The population of the United States, 15 years old and over, is classified according to mobility status on the basis of a comparison between the place of residence of each individual at the time of the March 1982 CPS and the place of residence in March 1981.

The information on mobility status is obtained from the responses to a series of inquiries. The first of these inquiries is: "Was...living in this house 1 year ago...?" If the answer was "No," the enumerator asked, "Where did...live on March 1, 1981?" In classification, three main categories distinguish nonmovers, movers, and persons abroad.

Nonmovers are all persons who are living in the same house at the end of the period as at the beginning of the period. Movers are all persons who are living in a different house at the end of the period than at the beginning of the period. Movers from abroad include all persons, either citizens or aliens, whose place of residence is outside the United States at the beginning of the period, that is, in an outlying area under the jurisdiction of the United States or in a foreign country.

Month-In-Sample. The term is defined as the number of times a unit is interviewed. Each unit is interviewed eight times during the life of the sample.

Never Worked. A person who has never held a full-time civilian job lasting two consecutive weeks or more.

Nonfamily Householder. A nonfamily householder (formerly called a primary individual) is a person maintaining a household while living alone or with nonrelatives only.

Nonfarm Self-employment Net Income. The term is defined as net money income (gross receipts minus expenses) from an individual's own business, professional enterprise, or partnership. Gross receipts include the value of all goods sold and services rendered. Expenses include costs of goods purchased, rent, heat, light, power, depreciation charges, wages and salaries paid, business taxes (not

personal income taxes), etc. In general, inventory charges are considered in determining records to reflect inventory changes; however, when values of inventory changes are not reported, net income figures exclusive of inventory changes are accepted. The value of saleable merchandise consumed by the proprietors of retail stores is not included as part of net income.

Nonworker. A person who does not do any civilian work in the calendar year preceding the survey.

Nonrelative of Householder With No Own Relatives in Household. A nonrelative of the householder who has no relative(s) of his own in the household. This category includes such nonrelatives as a foster child, a ward, a lodger, a servant, or a hired hand who has no relatives of his own living with him in the household.

Nonrelative of Householder With Own Relatives (Including Spouse) in Household. Any household member who is not related to the householder but has relatives of his own in the household; for example, a lodger, his spouse, and their son.

Other Relative of Householder. Any relative of the householder other than his/her spouse or child; for example, father, mother, grandson, daughter-in-law, etc.

Own Child. A child related by birth, marriage, or adoption to the family householder.

Part-Time, Economic Reasons. The file includes slack work, material shortages, repairs to plant or equipment, start or termination of job during the week, and inability to find full-time work. (See also Full-Time Worker.)

Part-Time, Other Reasons. The file includes labor dispute, bad weather, own illness, vacation, demands of home housework, school, no desire for full-time work, and full-time worker only during peak season.

Part-Time Work. Persons who work between 1 and 34 hours are designated as working "part-time" in the current job held during reference week. For the March supplement, a person is classified as having worked part-time during the preceding calendar year if he worked less than 35 hours per week in a majority of the weeks in which he worked during the year. Conversely, he is classified as having worked full-time if he worked 35 hours or more per week during a majority of the weeks in which he worked.

Part-Year Work. Part-Year Work is classified as less than 50 weeks' work.

Pension Plan. The pension plan question on the March 1982 CPS attempted to identify if pension plan coverage was available through an employer or union and if the employee was included. This information was collected for civilian persons 15 years old and over who worked during 1981.

Population Coverage. The population covered includes the civilian population of the United States plus approximately 820,000 members of the Armed Forces in the United States living off post or with their families on post but excludes all other members of the Armed Forces. This file excludes inmates of institutions.

The labor force and work experience data are not collected for Armed Forces members.

Poverty. In this file, families and unrelated individuals are classified as being above or below the poverty level using a poverty index adopted by a Federal Interagency Committee in 1969 and slightly modified in 1981. The modified index provides a range of income cutoffs or "poverty thresholds" adjusted to take into account family size, number of children, and age of the family householder or unrelated individual, prior to 1981, adjustments were also made on the basis of farm-nonfarm residence and sex of the householder. The impact of these revisions on the poverty estimates is minimal at the national level. The poverty cutoffs are updated every year to reflect changes in the Consumer Price Index. The average poverty threshold for a family of four was \$9,287 in 1981. For a detailed explanation of the poverty definition, see Current Population Reports, Series P-60, No. 133, "Characteristics of the Population Below the Poverty Level: 1980."

Public Assistance. (See Income.)

Public or Other Subsidized Housing. Participation in public housing is determined by two factors: program eligibility and the availability of housing. Income standards for initial and continuing occupancy vary by local housing authority, although the limits are constrained by Federal guidelines. Rental charges, which, in turn, define net benefits, are set by a Federal statute not to exceed 25 percent of net monthly money income. A recipient unit can either be a family of two or more related persons or an individual who is handicapped, elderly, or displaced by urban renewal or natural disaster.

There are some programs through which housing assistance is provided to low-income families and individuals living in public or privately owned dwellings. Two of the more common types of programs in which Federal, State, and local funds are used to subsidize private sector housing are rent supplement and interest reduction plans. Under a rent supplement plan the difference between the "fair market" rent and the rent charged to the tenant is paid to the owner by a government agency. Under an interest reduction program the amount of interest paid on the mortgage by the owner is reduced so that subsequent savings can be passed along to low-income tenants in the form of lower rent charges.

There were two questions dealing with public and low cost housing on the March 1982 CPS supplement questionnaire. The first question identifies residence in a housing unit owned by a public agency. The second question identifies beneficiaries who were not living in public housing projects, but who were paying lower rent due to a government subsidy. These questions differ from other questions covering noncash benefits in that they establish current reciprocity status in March 1982 rather than reciprocity status during 1981.

Race. The population is divided into three groups on the basis of race: White, Black, and Other races. The last category includes Indians, Japanese, Chinese, and any other race except White and Black. In most of the published tables, "Other Races" are shown in combination with the Black population.

Receipts Not Counted as Income. Receipts from the following sources are not included as income: (1) money received from the sale of property, such as stocks, bonds, a house, or a car (unless the person was engaged in the business

of selling such property, in which case the net proceeds would be counted as income from self-employment); (2) withdrawals of bank deposits; (3) money borrowed; (4) tax refunds; (5) gifts; and (6) lump-sum inheritances or insurance payments.

Reentrants. Persons who previously worked at a full-time job lasting two weeks or longer but who are out of the labor force prior to beginning to look for work.

Related Children. Related children in a family include own children and all other children in the household who are related to the householder by birth, marriage, or adoption. For each type of family unit identified in the CPS, the count of own children under 18 years old is limited to single (never married) children; however, "own children under 25" and "own children of any age," include all children regardless of marital status. The totals include never-married children living away from home in college dormitories.

Related Subfamily. A related subfamily is a married couple with or without children, or one parent with one or more own single (never married) children under 18 years old, living in a household and related to, but not including, the householder or spouse. The most common example of a related subfamily is a young married couple sharing the home of the husband's or wife's parents. The number of related subfamilies, is not included in the number of families.

School. A person who spent most of his time during survey week attending any kind of public or private school, including trade or vocational schools in which students receive no compensation in money or kind.

School Lunches. The National School Lunch Program is designed to assist States in providing a school lunch for all children at moderate cost. The National School Lunch Act of 1946 was further amended in 1970 to provide free and reduced-price school lunches for children of needy families. The program is administered by the Food and Nutrition Service of the U.S. Department of Agriculture (USDA) through State educational agencies or through regional USDA nutrition services for nonprofit private schools. The program is funded by a combination of Federal funds and matching State funds.

All students eating lunches prepared at participating schools pay less than the total cost of the lunches. Some students pay the "full established" price for lunch (which itself is subsidized) while others pay a "reduced" price for lunch, and still others receive a "free" lunch. Program regulations require students receiving free lunches to live in households with incomes below 125 percent of the official poverty level. Those students receiving a reduced-price school lunch (10 to 20 cents per meal) live in households with incomes between 125 percent and 195 percent of the official poverty level. The data in this file, however, do not distinguish between reciprocity of free and reduced-price school lunches.

The questions on the March 1982 CPS provide a very limited amount of data for the school lunch program. Questions concerning the school lunch program were designed to identify the number of members 5 to 18 years old in households who "usually" ate a hot lunch. This defined the universe of household members usually receiving this noncash benefit. This was followed by a question to identify the number of members receiving free or reduced price lunches.

Secondary Individual. A secondary individual is a person in a household or group quarters such as a guest, roomer, boarder, or resident employee (excluding nonfamily householders and inmates of institutions) who is not related to any other person in the household or group quarters.

Self-Employed. Self-employed persons are those who work for profit or fees in their own business, profession or trade, or operate a farm.

Spanish Origin. Persons of Spanish origin in this file are determined on the basis of a question that asked for self-identification of the person's origin or descent. Respondents are asked to select their origin (or the origin of some other household member) from a "flash card" listing ethnic origins. Persons of Spanish origin, in particular, are those who indicated that their origin was Mexican-American, Chicano, Mexican, Mexicano, Puerto Rican, Cuban, Central or South American, or other Spanish.

Stretches of Unemployment. A continuous stretch is one that is not interrupted by the person getting a job or leaving the labor market to go to school, to keep house, etc. A period of two weeks or more during which a person is employed or ceased looking for work is considered to break the continuity of the period of seeking work.

Total Money Income. The term is defined as the arithmetic sum of money wages and salaries, net income from self-employment, and income other than earnings. The total income of a household is the arithmetic sum of the amounts received by all income recipients in the household.

Unable to Work. A person is classified as unable to work because of long-term physical or mental illness, lasting six months or longer.

Unemployed. (See Labor Force.)

Unemployment Compensation. (See Income.)

Unpaid Family Workers. Unpaid family workers are persons working without pay for 15 hours a week or more on a farm or in a business operated by a member of the household to whom they are related by birth or marriage.

Unrelated Individuals. Unrelated Individuals are persons of any age (other than inmates of institutions) who are not living with any relatives. An unrelated individual may be (1) a nonfamily householder living alone or with nonrelatives only, (2) a roomer, boarder, or resident employee with no relatives in the household, or (3) a group quarters member who has no relatives living with him/her. Thus, a widow who occupies her house alone or with one or more other persons not related to her, a roomer not related to anyone else in the housing unit, a maid living as a member of her employer's household but with no relatives in the household, and a resident staff member in a hospital living apart from any relatives are all examples of unrelated individuals.

Unrelated Subfamily. An unrelated subfamily is a family that does not include among its members the householder and relatives of the householder. Members of unrelated subfamilies may include persons such as guests, roomers, boarders, or resident employees and their relatives living in a household. The number of

unrelated subfamily members is included in the number of household members but is not included in the count of family members.

Persons living with relatives in group quarters were formerly considered as members of families. However, the number of such unrelated subfamilies became so small (37,000 in 1967) that beginning with the data for 1968 (and beginning with the census data for 1960) the Bureau of the Census includes persons in these unrelated subfamilies in the count of secondary individuals.

Veteran Status. If a male served at any time during the four major wars of this century, the code for the most recent wartime service is entered. The following codes are used:

- 0 Females, children under 15
- 1 Vietnam era
- 2 Korean
- 3 WWI
- 4 WWII
- 5 Other Service
- 6 Nonveteran

Wage and Salary Workers. Wage and salary workers receive wages, salary, commission, tips, or pay in kind from a private employer or from a governmental unit.

Wages or Salary. The term is defined as the total money received for work performed as an employee during the calendar year. It includes wages, salary, Armed Forces pay, commissions, tips, piece-rate payments, and cash bonuses earned before deductions were made for taxes, bonds, pensions, union dues, etc. (See Income.)

Weeks Worked in the Income Year. Persons are classified according to the number of different weeks, during the preceding calendar year, in which they did any civilian work for pay or profit (including paid vacations and sick leave) or worked without pay on a family-operated farm or business.

Workers. (See Labor Force--Employed.)

Work Experience. Includes those persons who during the preceding calendar year did any civilian work for pay or profit or worked without pay on a family-operated farm or business at any time during the year, on a part-time or full-time basis.


Year-Round Full-Time Worker. A year-round full-time worker is one who usually worked 35 hours or more per week for 50 weeks or more during the preceding calendar year.

Years of School Completed. Data on years of school completed are derived from the combination of answers to questions concerning the highest grade of school attended by the person and whether or not that grade is finished. Educational attainment applies only to progress in "regular" school. Such schools include graded public, private, and parochial elementary and high schools (both junior and senior high), colleges, universities, and professional schools, whether day schools or night schools. Thus, regular schooling is that which may advance a

person toward an elementary school certificate or high school diploma, or a college, university, or professional school degree. Schooling in other than regular schools is counted only if the credits obtained are regarded as transferable to a school in the regular school system.

QUESTIONNAIRE FACSIMILES

Facsimile of Basic Questionnaire

INTERVIEWER CHECK ITEM Only CPS-1 for household <input type="checkbox"/> First CPS-1 of cohabitation household <input type="checkbox"/> Second CPS-1 of cohabitation household <input type="checkbox"/> Third, fourth, and fifth CPS-1 <input type="checkbox"/>	FORM CPS-1  U.S. DEPARTMENT OF COMMERCE Bureau of the Census CURRENT POPULATION SURVEY Form Approved - G.A.S. No. 0827-0049 Facsile 28.1:1	CONTROL NUMBER _____ _____ _____		
		PSU SEGMENT SERIAL	_____ _____ _____	_____ _____ _____

LINE NO. OF HH/OLD RESP. _____

NON HH/OLD RESPONDENT
(Specify and Send Instructions)

INTERVIEW

ANY ENTRY OTHER THAN NEVER WORKED IN ITEMS 23A-E in the CPS-1 Yes No

NONINTERVIEW

TYPE A

TYPE B

HOUSEHOLD ENTIRELY OCCUPIED BY ARMED FORCES MEMBERS Yes No

TYPE C

(SEND HYPER COMM)

CURRENT

TELEPHONE HOLD

(Mark this box for office "telephone hold" calls only)


POPULATION

INTERVIEWER CHECK ITEM

CPS-668 being held for followup

SURVEY

MARCH 1982

1. INTERVIEWER CHECK ITEM Only CPS-1 for household <input type="checkbox"/> (Fill off applicable) First CPS-1 of continuation h'hold <input type="checkbox"/> (Read on this page) Second CPS-1 of continuation h'hold <input type="checkbox"/> (Transcribe from 2-12 from other CPS-1) Third, fourth, etc. CPS-1 <input type="checkbox"/>		FORM CPS-1  U.S. DEPARTMENT OF COMMERCE Bureau of the Census CURRENT POPULATION SURVEY Form Approved - O.L.B. No. 0607-0049 MARCH 1962		2. SAMPLE A B C D E 0 0 0 0 0		3. CONTROL NUMBER 									
MONTH 0 1 2 3 4 5 6 7 8 9		YEAR 0 1 2 3 4 5 6 7 8 9		4. TYPE OF LIVING QUARTERS HOUSING UNIT <input type="checkbox"/> OTHER UNIT <input type="checkbox"/> House, apartment, flat <input type="checkbox"/> Quarters not HU in metropolitan hotel, motel, etc. <input type="checkbox"/> HU in rooming or boarding house <input type="checkbox"/> HU, permanent, in transient hotel, motel, etc. <input type="checkbox"/> Unit not permanent in transient hotel, motel, etc. <input type="checkbox"/> HU in rooming house <input type="checkbox"/> Tent site or trailer site <input type="checkbox"/> Mobile home or trailer <input type="checkbox"/> Mobile home or trailer site <input type="checkbox"/> HU not specified above (Describe below) <input type="checkbox"/> Other not HU (Describe below) <input type="checkbox"/>		5. LAND USAGE (TRANSCRIBE from CC Item 10 or 11) A 0 0 B 0 0 (Fill C 0 1 50) 6. FARM SALES (TRANSCRIBE from CC Item 12) A 0 0 B 0 0 C 0 0 D 0 0		6. PSU NO. 0 0 1 1 1 2 2 2 3 3 3 4 4 4		7. SEGMENT NO. 0 0 0 1 1 1 2 2 2 3 3 3 4 4 4		8. SERIAL NO. 0 0 1 1 2 2 3 3 4 4		9. HOUSEHOLD NO. 0 1 2 3 4	
10. INTERVIEWER CODE A B C D E F G H J K L M 0 0 0 0 0 0 0 0 0 0 1 2 3 4 5 6 7 8 9 0 1 2 3 4 5 6 7 8 9		11. DATE COMPLETED 1 2 0 1 2 3 4 5 6 7 8 9		12. LINE NO. OF H'HD RESP. 1 2 3 4 5 6 Non. h'hd. resp. (Specify) <input type="checkbox"/> (Send Inter Control)		13. TYPE INTERVIEW Noninterview <input type="checkbox"/> Personal <input type="checkbox"/> Tel. - register <input type="checkbox"/> Tel. - callback <input type="checkbox"/> ICR filed <input type="checkbox"/>		NONINTERVIEW TYPE A TYPE B TYPE C (Send Inter Control) 14. (Mark reason and race.) REASON RACE No one home <input type="checkbox"/> White <input type="checkbox"/> Temporarily absent <input type="checkbox"/> Black <input type="checkbox"/> Refused <input type="checkbox"/> All other <input type="checkbox"/> Other - Occ. (Describe below) <input type="checkbox"/>		15. Vacant - regular <input type="checkbox"/> (Fill 16) Vacant - storage of h'ldg furniture <input type="checkbox"/> Temp. occ. by persons with URE <input type="checkbox"/> Unfit or to be demolished <input type="checkbox"/> Under construction, not ready to trans. business or storage <input type="checkbox"/> Occ. by Armed Force members or persons under 14 <input type="checkbox"/> (Omit 16-17) Unoccupied tent site or trailer site Permit granted <input type="checkbox"/> construction not started <input type="checkbox"/> Other (Specify below) <input type="checkbox"/>		16. This unit is intended for occupancy: Demolished <input type="checkbox"/> House or trailer moved <input type="checkbox"/> Outside signmen <input type="checkbox"/> Converted to permanent business or storage <input type="checkbox"/> (Omit 16-17) Merged <input type="checkbox"/> Condemned <input type="checkbox"/> Built after April 1, 1970 <input type="checkbox"/> Unused time of listing sheet <input type="checkbox"/> Other (Describe below) <input type="checkbox"/>		17. This unit is intended for occupancy: Summers only <input type="checkbox"/> (Transcribe or instruct on back of Control Card) Winters only <input type="checkbox"/> Other (Describe below) <input type="checkbox"/>	
26. TENURE (Transcribe from Control Card Item 9) Owned or being bought <input type="checkbox"/> Rented for cash <input type="checkbox"/> No cash rent <input type="checkbox"/>		27. TOTAL FAMILY INCOME (Transcribe from Control Card Item 23) A 0 E 0 I 0 M 0 B 0 F 0 J 0 N 0 C 0 G 0 K 0 D 0 H 0 L 0		HOUSEHOLD ITEMS (Fill when basis taken from interview and prepared to CPS-508) 28A. Interviewer Check Item (from Control Card Item 25) Is Spanish origin (Codes 10 through 17) entered on the Control Card for any person 16+ in this household? Yes <input type="checkbox"/> (Ask 28B) No <input type="checkbox"/> (Go to CPS-665)		28B. Did (Read name of Reference Person), live at this address during the week of November 10, 1961? Yes <input type="checkbox"/> (Fill 28C) No <input type="checkbox"/> (Go to CPS-665)									
REMINDER Fill items 12A-12L on pages 2, 5, 7, 9, and 11		28C. Interviewer Check Item (from Control Card Item 25) Is reference person's origin code 10 through 17? <input type="checkbox"/> Yes <input type="checkbox"/> (Go to CPS-665) No <input type="checkbox"/> (Ask 28D)		28D. Did any of the following household members live here during the week of November 10, 1961? (Read all household member names with codes 10-17 in or near 25.) Yes <input type="checkbox"/> (Go to CPS-665) No <input type="checkbox"/>		COOPER NUMBER A B C D E F G H J K L M 0 0 0 0 0 0 0 0 0 0 0 1 2 3 4 5 6 7 8 9									

18. LINE NUMBER

19. What was ... doing most of LAST WEEK -

Working (Skip to 20A) ... WK
 With a job but not at work ... J
 Looking for work ... LK
 Keeping house ... H
 Going to school ... S
 Unable to work (Skip to 24) ... U
 Retired ... R
 Other (Specify) ... OT

20. Did ... do any work at all LAST WEEK, not counting work around the house? (Note: If farm or business owner in hh., add about unpaid work)

Yes No (Go to 21)

20A. How many hours did ... work LAST WEEK at all jobs?

1	1
2	2
3	3
4	4
5	5
6	6
7	7
8	8
9	9
10	10
11	11
12	12
13	13
14	14
15	15
16	16
17	17
18	18
19	19
20	20
21	21
22	22
23	23
24	24
25	25
26	26
27	27
28	28
29	29
30	30
31	31
32	32
33	33
34	34
35	35
36	36
37	37
38	38
39	39
40	40

20B. INTERVIEWER CHECK ITEM

40* (Skip to item 23)

1-34 (Go to 20C)

20C. Does ... USUALLY work 35 hours or more a week at this job?

Yes What is the reason ... worked less than 35 hours LAST WEEK?

No What is the reason ... USUALLY works less than 35 hours a week?

(Mark the appropriate reason)

Slack work ...
 Minimal shortage ...
 Plant or machine repair ...
 New job started during week ...
 Job terminated during week ...
 Could find only part-time work ...
 Holiday (legal or religious) ...
 Labor dispute ...
 Bad weather ...
 Own illness ...
 On vacation ...
 Too busy with household, school, personal bus., etc. ...
 Did not want full-time work ...
 Full-time work week under 35 hours ...
 Other reason (Specify) ...

(Skip to 23 and enter job worked at last week)

21. (If 1 in 18, skip to 21A.)
 Did ... have a job or business from which he/she was temporarily absent or on layoff LAST WEEK?

Yes No (Go to 22)

21A. Why was ... absent from work LAST WEEK?

Own illness ...
 On vacation ...
 Bad weather ...
 Labor dispute ...
 New job to begin within 30 days (Skip to 22B and 22C)
 Temporary layoff (Under 30 days) (Skip to 22B and 22C)
 Indefinite layoff (30 days or more or no def. recall date)
 Other (Specify) ...

21B. Is ... getting ready or plans for any of the items off LAST WEEK?

Yes No

21C. Does ... usually work 35 hours or more a week at this job?

Yes No

(Skip to 23 and enter job held last week)

22. (If 1 in 18, skip to 22A.)
 Has ... been looking for work during the past 4 weeks?

Yes No (Go to 24)

22A. What has ... been doing in the last 4 weeks to find work? (Mark all methods used; do not read list.)

Checked with - sub. employ. agency
 emp. employ. agency
 employer directly
 friends or relatives
 Placed or answered ad.
 Nothing (Skip to 24)
 Other (Specify in notes, e.g., CITA, union or prof. register, etc.)

22B. Why did ... start looking for work? Was it because ... less or quit a job at that time (note) or was there some other reason?

Lost job ...
 Quit job ...
 Left school ...
 Wanted temporary work
 Other (Specify in notes)

22C. 1) How many weeks has ... been looking for work?

1 2 3 4 5 6 7 8 9

2) How many weeks ago did ... start looking for work?

1 2 3 4 5 6 7 8 9

23. Has ... been looking for full-time or part-time work?

Full Part

23E. Is there any reason why ... could not take a job LAST WEEK?

Yes No

Already has a job
 Temporary illness
 Going to school
 Other (Specify in notes)

23F. When did ... last work at a full-time job or business lasting 2 consecutive weeks or more?

Within last 12 months (Specify) ...
 (Month)

Over to five years ago
 More than 5 years ago
 Has worked full-time 2 wks. or more
 Never worked at all
 (SKIP to 23. If layoff entered in 21A, enter job, other full or part time, from which laid off. Also enter last full time civilian job lasting 2 weeks or more, or "never worked.")

24. INTERVIEWER CHECK ITEM (Rotation number)

First digit of SEGMENT number is:

0 2, 3, 4, 5, 7, or 8 (End questions)
 1 or 5 (Go to 24A)

24A. When did ... last work for pay at a regular job or business, either full- or part-time?

Within past 12 months
 1 up to 2 years ago
 2 up to 3 years ago (Go to 24B)
 3 up to 4 years ago
 4 up to 5 years ago
 5 or more years ago (Skip to 24C)
 Never worked

24B. Why did ... leave that job?

Personal, family (incl. pregnancy) or school
 Health
 Retirement or old age
 Seasonal job completed
 Slack work or business conditions
 Temporary nonseasonal job completed
 Unsatisfactory work arrangements (Hours, pay, etc.)
 Other

24C. Does ... want a regular job now, either full- or part-time?

Yes Maybe - it depends (Specify in notes) (Go to 24D)
 No Don't know (Skip to 24E)

24D. When are the reasons ... is not looking for work? (Mark applicable reasons)

Believe no work available in line of work or area
 Couldn't find any work
 Lack of education, training, skills or experience
 Employers think too young or too old
 Other pers. handicap in finding job
 Can't arrange child care
 Family responsibilities
 In school or other training
 In health, physical disability
 Other (Specify in notes)
 Don't know

24E. Does ... intend to look for work of any kind in the next 12 months?

Yes It depends (Specify in notes)
 No Don't know
 (If entry in 24B, describe job in 23 otherwise, end questions.)

25. INTERVIEWER CHECK ITEM (Rotation number)

First digit of SEGMENT number is:

0 2, 3, 4, 5, 7 or 8 (End questions)
 1 or 5 (Go to 25A)

25A. How many hours per week does ... USUALLY work at this job?

0	0
1	1
2	2
3	3
4	4
5	5
6	6
7	7
8	8
9	9

25B. Is ... paid by the hour on this job?

Yes No (Go to 25C)

25C. How much does ... earn per hour?

Dollars	Cents
2	00
1	00
2	00
3	00
4	00
5	00
6	00
7	00
8	00
9	00

(Ask 25D)

25D. How much does ... USUALLY earn per week at this job BEFORE deductions? Include any overtime pay, commissions, or tips usually received.

0	00
1	00
2	00
3	00
4	00
5	00
6	00
7	00
8	00
9	00

(End questions)

22. DESCRIPTION OF JOB OR BUSINESS

22A. For whom did ... work? (Name of company, business, organization or other employer.)

22B. What kind of business or industry is this? (For example: TV and radio mfg., retail shoe store, State Labor Dept., farm.)

22C. What kind of work was ... doing? (For example: electrical engineer, stock clerk, typist, farmer.)

22D. What were ...'s most important activities or duties? (For example: types, make account books, file, sell cars, operate printing press, finishes concrete.)

22E. Was this pattern

An employee of PRIVATE Co., bus., or individual for wages, salary or comm. ... P

A FEDERAL government employee ... F (Go to 23F)

A STATE government employee ... S

A LOCAL government employee ... L

Self-empl. in OWN bus., prof. practice, or firm

Is the business incorporated? Yes No (or firm) ... SE (End questions)

WORKING WITHOUT PAY in farm, bus. or firm ... WP

NEVER WORKED ... NEV

22F. INTERVIEWER CHECK ITEM

Entry (or NA) in item 20A (Go to 25 at top of page)

Entry (or NA) in item 21B

All other cases (End questions)

18A. LINE NO.	POPULATION STATUS	18B. RELATIONSHIP <i>(Enter relationship and mark one circle below)</i>	18C. AGE	18D. MARITAL STATUS	18E. SEX AND VETERAN STATUS	18F. HIGHEST GRADE ATTENDED	18G. GRADE COMPLETED	18H. RACE	18I. ORIGIN
0 1 2 3 4 5 6 7 8 9	Children 14+ <input type="checkbox"/> Armed Forces member <input type="checkbox"/> <i>(AF in Control Card Item 22)</i>	<input type="checkbox"/> Reference Person WITH other relatives in household... <input type="checkbox"/> Reference Person with NO other relatives in household... <input type="checkbox"/> Husband... <input type="checkbox"/> Wife... <input type="checkbox"/> Own child... <input type="checkbox"/> Parent... <input type="checkbox"/> Brother/Sister... <input type="checkbox"/> Other rel. of Ref. Person... <input type="checkbox"/> Non-rel. of Ref. Person WITH OWN relatives in household... <input type="checkbox"/> Non-rel. of Ref. Person with NO OWN relatives in household... <input type="checkbox"/>	<input type="checkbox"/> <input type="checkbox"/> <input type="checkbox"/> <input type="checkbox"/> <input type="checkbox"/> <input type="checkbox"/> <input type="checkbox"/> <input type="checkbox"/> <input type="checkbox"/>	Married - civilian spouse present... <input type="checkbox"/> Married - Armed Forces spouse present... <input type="checkbox"/> Married - spouse absent in Armed Forces... <input type="checkbox"/> Married - spouse absent - other reasons (Exclude separated)... <input type="checkbox"/> Widowed... <input type="checkbox"/> Divorced... <input type="checkbox"/> Separated... <input type="checkbox"/> Never married... <input type="checkbox"/>	Male (Also Mark Yes/Single) <input type="checkbox"/> Vietnam Era... <input type="checkbox"/> Korean War... <input type="checkbox"/> World War II... <input type="checkbox"/> World War I... <input type="checkbox"/> Other Service... <input type="checkbox"/> Nonveteran... <input type="checkbox"/> Female... <input type="checkbox"/>	E H C <input type="checkbox"/> <input type="checkbox"/> <input type="checkbox"/> <input type="checkbox"/> <input type="checkbox"/> <input type="checkbox"/> <input type="checkbox"/> <input type="checkbox"/> <input type="checkbox"/> <input type="checkbox"/> <input type="checkbox"/> <input type="checkbox"/> <input type="checkbox"/> <input type="checkbox"/> <input type="checkbox"/> <input type="checkbox"/> <input type="checkbox"/> <input type="checkbox"/> <input type="checkbox"/> <input type="checkbox"/> <input type="checkbox"/> <input type="checkbox"/> <input type="checkbox"/> <input type="checkbox"/> <input type="checkbox"/> <input type="checkbox"/> <input type="checkbox"/>	<input type="checkbox"/> <input type="checkbox"/> <input type="checkbox"/> <input type="checkbox"/>	1. White... <input type="checkbox"/> 2. Black... <input type="checkbox"/> 3. Amer. Indian, Aleut, Eskimo... <input type="checkbox"/> 4. Asian or Pacific Id... <input type="checkbox"/> 5. Other... <input type="checkbox"/>	<input type="checkbox"/> <input type="checkbox"/> <input type="checkbox"/> <input type="checkbox"/> <input type="checkbox"/> <input type="checkbox"/> <input type="checkbox"/> <input type="checkbox"/> <input type="checkbox"/>

OFFICE USE ONLY		18A. PARENT'S LINE NUMBER	18L. SPOUSE'S LINE NO.	18L. SOCIAL SECURITY NUMBER <i>(Transcribe from or Item 26)</i>
Family No. 1 2 3 4 5 6 --- Fam. Rel. Type Ref. Person <input type="checkbox"/> Sp. Ind. <input type="checkbox"/> Spouse... <input type="checkbox"/> Sp. Fam. <input type="checkbox"/> Child... <input type="checkbox"/> Sub. Fam. <input type="checkbox"/> Other rel. <input type="checkbox"/> Pri. Ind. <input type="checkbox"/>		<input type="checkbox"/> <input type="checkbox"/> <input type="checkbox"/> <input type="checkbox"/> <input type="checkbox"/> <input type="checkbox"/> <input type="checkbox"/> <input type="checkbox"/> <input type="checkbox"/> <input type="checkbox"/> <input type="checkbox"/> <input type="checkbox"/> <input type="checkbox"/> <input type="checkbox"/> <input type="checkbox"/> <input type="checkbox"/> <input type="checkbox"/> <input type="checkbox"/> <input type="checkbox"/> <input type="checkbox"/>	<input type="checkbox"/> <input type="checkbox"/> <input type="checkbox"/> <input type="checkbox"/> <input type="checkbox"/> <input type="checkbox"/> <input type="checkbox"/> <input type="checkbox"/> <input type="checkbox"/> <input type="checkbox"/> <input type="checkbox"/> <input type="checkbox"/> <input type="checkbox"/> <input type="checkbox"/> <input type="checkbox"/> <input type="checkbox"/> <input type="checkbox"/> <input type="checkbox"/> <input type="checkbox"/> <input type="checkbox"/>	<input type="checkbox"/> <input type="checkbox"/> <input type="checkbox"/> <input type="checkbox"/> <input type="checkbox"/> <input type="checkbox"/> <input type="checkbox"/> <input type="checkbox"/> <input type="checkbox"/> <input type="checkbox"/> <input type="checkbox"/> <input type="checkbox"/> <input type="checkbox"/> <input type="checkbox"/> <input type="checkbox"/> <input type="checkbox"/> <input type="checkbox"/> <input type="checkbox"/> <input type="checkbox"/> <input type="checkbox"/>

REMINDED
 If last person, go to item 28A on page 3; then fill corresponding transcription item 18A, 18C, and 18E on the CP-585 for this person.

Facsimile of March Supplement Questionnaire

1. INTERVIEWER CHECK ITEM		FORM CPS-665		U.S. DEPARTMENT OF COMMERCE BUREAU OF THE CENSUS		3. CONTROL NUMBER				
Only CPS-665 for household <input type="checkbox"/> (Fill all applicable) First CPS-665 of combination h'hd. <input type="checkbox"/> (Mark on this page) Second CPS-665 of combination h'hd. <input type="checkbox"/> (Transcribe items 1, 2, 4-8, 13) Third, fourth, etc CPS-665. <input type="checkbox"/> (From first CPS-665)		CPS - 665 INCOME SUPPLEMENT		Form Approved - O.L.A.E. No. 5507-0354 MARCH 1982		6. PSU NO.	7. SEGMENT NO.	8. SERIAL NO.	9. HOUSEHOLD NO.	
10. INTERVIEWER CODE A B C D E F G H J K L M O P Q R S T U V W X Y Z		INTRODUCTION (Optional) We have just completed the questions about employment and unemployment. Each March, the Census Bureau also collects information about the economic situation of Americans and their families for the previous year. I am going to ask these questions now. We don't expect all answers to be perfect, but please think about each question and answer it the best you can.								
11. TYPE INTERVIEW (CPS-665) <input type="checkbox"/> Personal (Fill 13A below) <input type="checkbox"/> Telephone <input type="checkbox"/> Type A Home Interview (Transcribe items 1, 2, 6-10 on this page)										
12A. DESCRIPTION OF LONGEST JOB (Items 47A-E) IN THIS CPS-665: Yes <input type="checkbox"/> No <input type="checkbox"/>										
77. INTERVIEWER CHECK ITEM TENURE (from Control Card Item 8) Owned or being bought <input type="checkbox"/> Rented <input type="checkbox"/> No cash rent <input type="checkbox"/>		84. INTERVIEWER CHECK ITEM Owned marked in 77 <input type="checkbox"/> (Skip to 87) Rented or no cash rent marked in 77 <input type="checkbox"/>				81. The government has an energy assistance program which helps pay heating costs. This assistance can be received directly by the household or it can be paid directly to the electric or gas company, fuel dealer, or landlord. Since October 1, 1981, has this household received assistance of this type from the federal, state, or local government? Yes <input type="checkbox"/> (Ask 92) No <input type="checkbox"/> (End questions)				
78. How many housing units are in this structure? 1 <input type="checkbox"/> 5-9 <input type="checkbox"/> 2 <input type="checkbox"/> 10+ <input type="checkbox"/> 3-4 <input type="checkbox"/>		85. Are you paying lower rent because the Federal, State, or local government is paying part of the cost? Yes <input type="checkbox"/> No <input checked="" type="checkbox"/>				82. Were these payments made in the form of checks, cash, or vouchers sent to this household or were the payments sent directly to the utility company, fuel dealer, or landlord? (Mark all that apply) Sent to household: Check <input type="checkbox"/> Cash <input type="checkbox"/> Coupon/Voucher <input type="checkbox"/> Sent to electric or gas company, fuel dealer or landlord <input type="checkbox"/>				
79. INTERVIEWER CHECK ITEM Some household members 6-18 years old <input type="checkbox"/> (Ask 80) No household members 6-18 years old <input type="checkbox"/> (Skip to 81)		86. Did anyone in this household get food stamps at any time during 1981? Yes <input checked="" type="checkbox"/> No <input type="checkbox"/> (Skip to 91)				83. Together, how much energy assistance has been received by this household (the electric or gas company, fuel dealer, or landlord) since October 1, 1981? \$ <input type="text"/> (Nearest dollar)				
80. During 1981 how many of the children in this household usually ate a complete hot lunch offered at school? <input type="checkbox"/> All <input type="checkbox"/> Some, but not all - Mark number <input type="checkbox"/> None		87. How many of the people now living here were covered by food stamps during 1981? All <input type="checkbox"/> 1 <input type="checkbox"/> 2 <input type="checkbox"/> 3 <input type="checkbox"/> 4 <input type="checkbox"/> 5 <input type="checkbox"/> 6 <input type="checkbox"/> 7 <input type="checkbox"/> 8 <input type="checkbox"/> 9				84. What type of fuel is used most to heat this house (apartment)? <input checked="" type="checkbox"/> Gas - Propane <input type="checkbox"/> from underground pipes <input type="checkbox"/> bottled, tank, or LP <input type="checkbox"/> Electricity <input type="checkbox"/> Fuel oil, kerosene, etc. <input type="checkbox"/> Coal or coke <input type="checkbox"/> Wood <input type="checkbox"/> Other <input type="checkbox"/> No fuel used				
81. INTERVIEWER CHECK ITEM (from Control Card Item 23) A <input type="checkbox"/> G <input type="checkbox"/> M <input type="checkbox"/> B <input type="checkbox"/> H <input type="checkbox"/> N <input type="checkbox"/> (End questions) C <input type="checkbox"/> I <input type="checkbox"/> D <input type="checkbox"/> J <input type="checkbox"/> (cc from 32) E <input type="checkbox"/> K <input type="checkbox"/> (if NA, fill 82) F <input type="checkbox"/> L <input type="checkbox"/>		88. What was the value of all the food stamps received during 1981? (Add monthly amounts to obtain annual figure) \$ <input type="text"/> (Nearest dollar)				CODER NUMBER A B C D E F G H J K L M O P Q R S T U V W X Y Z				
82. INTERVIEWER CHECK ITEM All or some marked in 80 <input type="checkbox"/> (Ask 83) None marked in 80 or 80 blank <input type="checkbox"/> (Skip to 86)		89. During 1981 how many of the children in this household received free or reduced price lunches because they qualified for the Federal School Lunch program? <input type="checkbox"/> All <input type="checkbox"/> Some, but not all - Mark number <input type="checkbox"/> None								

COMPLETE LINE NUMBER FOR ALL PERSONS 14+ BEFORE BEGINNING QUESTIONS ON EACH PAGE (NAME IS OPTIONAL)

NAME (Optional)	Page 3	Page 4	Page 5	Page 6
LINER NUMBER (From 18A)	0 1 2 3 4 5 6 7 8 9	0 1 2 3 4 5 6 7 8 9	0 1 2 3 4 5 6 7 8 9	0 1 2 3 4 5 6 7 8 9
56. DURING 1981 DID ANYONE IN THIS HOUSEHOLD RECEIVE: 56A. Any Social Security payments from the U.S. Government? Yes <input checked="" type="radio"/> 7 No <input type="radio"/> (Skip to 37A)				
56B. Who received Social Security payments either for themselves or as combined payments with other family members? Complete 56C & 56D for each person with a "Yes" in 56B	Yes <input type="radio"/> No <input type="radio"/>	Yes <input type="radio"/> No <input type="radio"/>	Yes <input type="radio"/> No <input type="radio"/>	Yes <input type="radio"/> No <input type="radio"/>
56C. In how many months of 1981 did ... receive Social Security payments?	<input type="text"/> Months 0 1 2 3 4 5 6 7 8 9	<input type="text"/> Months 0 1 2 3 4 5 6 7 8 9	<input type="text"/> Months 0 1 2 3 4 5 6 7 8 9	<input type="text"/> Months 0 1 2 3 4 5 6 7 8 9
56D. How much did ... receive in Social Security payments during 1981? (Report combined payments) NOTE: Social Security checks are green-colored checks. Do not count pale gold SSI checks as Social Security.	\$ <input type="text"/> 0 0 0 0 0 1 1 1 1 1 2 2 2 2 2 3 3 3 3 3 4 4 4 4 4 5 5 5 5 5 6 6 6 6 6 7 7 7 7 7 8 8 8 8 8 9 9 9 9 9 Already included <input type="checkbox"/>	\$ <input type="text"/> 0 0 0 0 0 1 1 1 1 1 2 2 2 2 2 3 3 3 3 3 4 4 4 4 4 5 5 5 5 5 6 6 6 6 6 7 7 7 7 7 8 8 8 8 8 9 9 9 9 9 Already included <input type="checkbox"/>	\$ <input type="text"/> 0 0 0 0 0 1 1 1 1 1 2 2 2 2 2 3 3 3 3 3 4 4 4 4 4 5 5 5 5 5 6 6 6 6 6 7 7 7 7 7 8 8 8 8 8 9 9 9 9 9 Already included <input type="checkbox"/>	\$ <input type="text"/> 0 0 0 0 0 1 1 1 1 1 2 2 2 2 2 3 3 3 3 3 4 4 4 4 4 5 5 5 5 5 6 6 6 6 6 7 7 7 7 7 8 8 8 8 8 9 9 9 9 9 Already included <input type="checkbox"/>
56E. INTERVIEWER CHECK ITEM <input type="checkbox"/> Children under 23 present - (Ask 56F) <input type="checkbox"/> No children under 23 present - (Skip to 57)				
56F. Did anyone in this household receive any separate Social Security payments which we have not talked about for the children in the household? Yes <input type="checkbox"/> No <input checked="" type="checkbox"/> (If "Yes," make necessary changes to include this amount in 56D for person receiving)				
57. DURING 1981 DID ANYONE IN THIS HOUSEHOLD RECEIVE: 57A. Any SSI payments, that is, Supplemental Security Income? Yes <input checked="" type="radio"/> 7 No <input type="radio"/> (Go to next page)				
57B. Who received SSI? (Anyone who?) (Complete 57C for each person with "Yes" in 57B)	Yes <input type="radio"/> No <input type="radio"/>	Yes <input type="radio"/> No <input type="radio"/>	Yes <input type="radio"/> No <input type="radio"/>	Yes <input type="radio"/> No <input type="radio"/>
57C. How much did ... receive in Supplemental Security Income during 1981? (Include both Federal and State SSI) NOTE: Federal SSI checks are pale gold in color and usually arrive on the 1st of every month. (Go to 57C for next person with "Yes" in 57B or go to next page)	\$ <input type="text"/> 0 0 0 0 0 1 1 1 1 1 2 2 2 2 2 3 3 3 3 3 4 4 4 4 4 5 5 5 5 5 6 6 6 6 6 7 7 7 7 7 8 8 8 8 8 9 9 9 9 9 Already included <input type="checkbox"/>	\$ <input type="text"/> 0 0 0 0 0 1 1 1 1 1 2 2 2 2 2 3 3 3 3 3 4 4 4 4 4 5 5 5 5 5 6 6 6 6 6 7 7 7 7 7 8 8 8 8 8 9 9 9 9 9 Already included <input type="checkbox"/>	\$ <input type="text"/> 0 0 0 0 0 1 1 1 1 1 2 2 2 2 2 3 3 3 3 3 4 4 4 4 4 5 5 5 5 5 6 6 6 6 6 7 7 7 7 7 8 8 8 8 8 9 9 9 9 9 Already included <input type="checkbox"/>	\$ <input type="text"/> 0 0 0 0 0 1 1 1 1 1 2 2 2 2 2 3 3 3 3 3 4 4 4 4 4 5 5 5 5 5 6 6 6 6 6 7 7 7 7 7 8 8 8 8 8 9 9 9 9 9 Already included <input type="checkbox"/>
Annual Total for Social Security and SSI - less check = 11.40	Medicare Deduction: \$10/month			

NAME (Optional)	Page 3	Page 4	Page 5	Page 6
LINE NUMBER (from 16A)				
SBA. (Other than Social Security), did anyone in this household receive any income in 1981 as a survivor or widow such as survivor or widow's pensions, annuities, trusts, annuities, or any other survivor benefits? Yes <input checked="" type="checkbox"/> No <input type="checkbox"/> (Go to next page)				
58B. Who received this income? (Anyone else?) (Complete 58C to 58G for each person with a "Yes" in 58B) 58C. What was the source of this income? (Any other widow or survivor income?)	Yes <input type="checkbox"/> No <input type="checkbox"/>	Yes <input type="checkbox"/> No <input type="checkbox"/>	Yes <input type="checkbox"/> No <input type="checkbox"/>	Yes <input type="checkbox"/> No <input type="checkbox"/>
01. Veteran survivor pension 02. Company or union survivor pension (incl. profit sharing) 03. Federal Government (Civil Service) pension 04. U.S. Military retirement survivor pension 05. State or Local gov't. survivor pension 06. U.S. Railroad retirement survivor pension 07. Worker's compensation survivor 08. Black lung survivor pension 09. Regular payments from estate or trust 10. Regular payments from annuity or paid-up insurance policies 11. Other or don't know (Specify in Notes)	Yes <input type="checkbox"/> No <input type="checkbox"/> Yes <input type="checkbox"/> No <input type="checkbox"/> Yes <input type="checkbox"/> No <input type="checkbox"/> Yes <input type="checkbox"/> No <input type="checkbox"/> Yes <input type="checkbox"/> No <input type="checkbox"/> Yes <input type="checkbox"/> No <input type="checkbox"/> Yes <input type="checkbox"/> No <input type="checkbox"/> Yes <input type="checkbox"/> No <input type="checkbox"/> Yes <input type="checkbox"/> No <input type="checkbox"/> Yes <input type="checkbox"/> No <input type="checkbox"/> Yes <input type="checkbox"/> No <input type="checkbox"/>	Yes <input type="checkbox"/> No <input type="checkbox"/> Yes <input type="checkbox"/> No <input type="checkbox"/> Yes <input type="checkbox"/> No <input type="checkbox"/> Yes <input type="checkbox"/> No <input type="checkbox"/> Yes <input type="checkbox"/> No <input type="checkbox"/> Yes <input type="checkbox"/> No <input type="checkbox"/> Yes <input type="checkbox"/> No <input type="checkbox"/> Yes <input type="checkbox"/> No <input type="checkbox"/> Yes <input type="checkbox"/> No <input type="checkbox"/> Yes <input type="checkbox"/> No <input type="checkbox"/> Yes <input type="checkbox"/> No <input type="checkbox"/>	Yes <input type="checkbox"/> No <input type="checkbox"/> Yes <input type="checkbox"/> No <input type="checkbox"/> Yes <input type="checkbox"/> No <input type="checkbox"/> Yes <input type="checkbox"/> No <input type="checkbox"/> Yes <input type="checkbox"/> No <input type="checkbox"/> Yes <input type="checkbox"/> No <input type="checkbox"/> Yes <input type="checkbox"/> No <input type="checkbox"/> Yes <input type="checkbox"/> No <input type="checkbox"/> Yes <input type="checkbox"/> No <input type="checkbox"/> Yes <input type="checkbox"/> No <input type="checkbox"/> Yes <input type="checkbox"/> No <input type="checkbox"/>	Yes <input type="checkbox"/> No <input type="checkbox"/> Yes <input type="checkbox"/> No <input type="checkbox"/> Yes <input type="checkbox"/> No <input type="checkbox"/> Yes <input type="checkbox"/> No <input type="checkbox"/> Yes <input type="checkbox"/> No <input type="checkbox"/> Yes <input type="checkbox"/> No <input type="checkbox"/> Yes <input type="checkbox"/> No <input type="checkbox"/> Yes <input type="checkbox"/> No <input type="checkbox"/> Yes <input type="checkbox"/> No <input type="checkbox"/> Yes <input type="checkbox"/> No <input type="checkbox"/> Yes <input type="checkbox"/> No <input type="checkbox"/>
(Complete 58D and 58E for first "Yes" in 58C) 58D. Income Source Code	<input type="radio"/> I <input type="radio"/> 1 <input type="radio"/> 2 <input type="radio"/> 3 <input type="radio"/> 4 <input type="radio"/> 5 <input type="radio"/> 6 <input type="radio"/> 7 <input type="radio"/> 8 <input type="radio"/> 9	<input type="radio"/> I <input type="radio"/> 1 <input type="radio"/> 2 <input type="radio"/> 3 <input type="radio"/> 4 <input type="radio"/> 5 <input type="radio"/> 6 <input type="radio"/> 7 <input type="radio"/> 8 <input type="radio"/> 9	<input type="radio"/> I <input type="radio"/> 1 <input type="radio"/> 2 <input type="radio"/> 3 <input type="radio"/> 4 <input type="radio"/> 5 <input type="radio"/> 6 <input type="radio"/> 7 <input type="radio"/> 8 <input type="radio"/> 9	<input type="radio"/> I <input type="radio"/> 1 <input type="radio"/> 2 <input type="radio"/> 3 <input type="radio"/> 4 <input type="radio"/> 5 <input type="radio"/> 6 <input type="radio"/> 7 <input type="radio"/> 8 <input type="radio"/> 9
58E. How much did ... receive in _____ (read source) during 1981? (Complete 58F and 58G for next income source marked or go to 58C for next person with "Yes" in 58B or go to next page)	\$ <input type="text"/> 0000 11111 22222 33333 44444 55555 66666 77777 88888 99999	\$ <input type="text"/> 0000 11111 22222 33333 44444 55555 66666 77777 88888 99999	\$ <input type="text"/> 0000 11111 22222 33333 44444 55555 66666 77777 88888 99999	\$ <input type="text"/> 0000 11111 22222 33333 44444 55555 66666 77777 88888 99999
58F. Income Source Code	<input type="radio"/> I <input type="radio"/> 1 <input type="radio"/> 2 <input type="radio"/> 3 <input type="radio"/> 4 <input type="radio"/> 5 <input type="radio"/> 6 <input type="radio"/> 7 <input type="radio"/> 8 <input type="radio"/> 9	<input type="radio"/> I <input type="radio"/> 1 <input type="radio"/> 2 <input type="radio"/> 3 <input type="radio"/> 4 <input type="radio"/> 5 <input type="radio"/> 6 <input type="radio"/> 7 <input type="radio"/> 8 <input type="radio"/> 9	<input type="radio"/> I <input type="radio"/> 1 <input type="radio"/> 2 <input type="radio"/> 3 <input type="radio"/> 4 <input type="radio"/> 5 <input type="radio"/> 6 <input type="radio"/> 7 <input type="radio"/> 8 <input type="radio"/> 9	<input type="radio"/> I <input type="radio"/> 1 <input type="radio"/> 2 <input type="radio"/> 3 <input type="radio"/> 4 <input type="radio"/> 5 <input type="radio"/> 6 <input type="radio"/> 7 <input type="radio"/> 8 <input type="radio"/> 9
58G. How much did ... receive in _____ (read source) during 1981? (Go to 58C for next person with "Yes" in 58B or go to next page)	\$ <input type="text"/> 0000 11111 22222 33333 44444 55555 66666 77777 88888 99999	\$ <input type="text"/> 0000 11111 22222 33333 44444 55555 66666 77777 88888 99999	\$ <input type="text"/> 0000 11111 22222 33333 44444 55555 66666 77777 88888 99999	\$ <input type="text"/> 0000 11111 22222 33333 44444 55555 66666 77777 88888 99999
NOTES:				

NAME (Optional)	Page 3	Page 4	Page 5	Page 6
LINE NUMBER (from 16A)				
55A. Does anyone in this household have a health problem or disability which prevents them from working or which limits the kind or amount of work they can do? Yes <input type="radio"/> No <input type="radio"/> (Skip to 60A)				
55B. Who is that? (Anyone else?)	Yes <input type="radio"/> No <input type="radio"/>	Yes <input type="radio"/> No <input type="radio"/>	Yes <input type="radio"/> No <input type="radio"/>	Yes <input type="radio"/> No <input type="radio"/>
56A. Is there anyone in this household who has a service-connected disability or who was retired or left a job for health reasons? Yes <input type="radio"/> No <input checked="" type="radio"/> (Skip to 61A)				
56B. Who is that? (Anyone else?)	Yes <input type="radio"/> No <input type="radio"/>	Yes <input type="radio"/> No <input type="radio"/>	Yes <input type="radio"/> No <input type="radio"/>	Yes <input type="radio"/> No <input type="radio"/>
61A. INTERVIEWER CHECK ITEM <input type="radio"/> "No" to both 55A and 60A. (Skip to next page) <input checked="" type="radio"/> "Yes" in either 55A or 60A				
(Complete 61B to 61G for each person with a "Yes" in either 55B or 60B) 61B. (Other than Social Security) did ... receive any income in 1981 as a result of this health problem (disability/handicap)?	Yes <input type="radio"/> No <input type="radio"/> (Ask 61B for next person with "Yes" in 55B or 60B or skip to next page)	Yes <input type="radio"/> No <input type="radio"/> (Ask 61B for next person with "Yes" in 55B or 60B or skip to next page)	Yes <input type="radio"/> No <input type="radio"/> (Ask 61B for next person with "Yes" in 55B or 60B or skip to next page)	Yes <input type="radio"/> No <input type="radio"/> (Ask 61B for next person with "Yes" in 55B or 60B or skip to next page)
61C. What was the reason of this income? (Any other income related to the health condition or disability?)				
01. Veterans' disability	Yes <input type="radio"/> No <input type="radio"/>	Yes <input type="radio"/> No <input type="radio"/>	Yes <input type="radio"/> No <input type="radio"/>	Yes <input type="radio"/> No <input type="radio"/>
02. Worker's compensation	Yes <input type="radio"/> No <input type="radio"/>	Yes <input type="radio"/> No <input type="radio"/>	Yes <input type="radio"/> No <input type="radio"/>	Yes <input type="radio"/> No <input type="radio"/>
03. Disability or unemployment	Yes <input type="radio"/> No <input type="radio"/>	Yes <input type="radio"/> No <input type="radio"/>	Yes <input type="radio"/> No <input type="radio"/>	Yes <input type="radio"/> No <input type="radio"/>
04. Federal Government (Civil Service) disability	Yes <input type="radio"/> No <input type="radio"/>	Yes <input type="radio"/> No <input type="radio"/>	Yes <input type="radio"/> No <input type="radio"/>	Yes <input type="radio"/> No <input type="radio"/>
05. U.S. military retirement disability	Yes <input type="radio"/> No <input type="radio"/>	Yes <input type="radio"/> No <input type="radio"/>	Yes <input type="radio"/> No <input type="radio"/>	Yes <input type="radio"/> No <input type="radio"/>
06. State or local gov't. employee disability	Yes <input type="radio"/> No <input type="radio"/>	Yes <input type="radio"/> No <input type="radio"/>	Yes <input type="radio"/> No <input type="radio"/>	Yes <input type="radio"/> No <input type="radio"/>
07. U.S. Railroad Retirement disability	Yes <input checked="" type="radio"/> No <input type="radio"/>	Yes <input checked="" type="radio"/> No <input type="radio"/>	Yes <input checked="" type="radio"/> No <input type="radio"/>	Yes <input checked="" type="radio"/> No <input type="radio"/>
08. Accident or disability insurance	Yes <input type="radio"/> No <input type="radio"/>	Yes <input type="radio"/> No <input type="radio"/>	Yes <input type="radio"/> No <input type="radio"/>	Yes <input type="radio"/> No <input type="radio"/>
09. Black Lung miner's disability	Yes <input type="radio"/> No <input type="radio"/>	Yes <input type="radio"/> No <input type="radio"/>	Yes <input type="radio"/> No <input type="radio"/>	Yes <input type="radio"/> No <input type="radio"/>
10. State temporary welfare	Yes <input type="radio"/> No <input type="radio"/>	Yes <input type="radio"/> No <input type="radio"/>	Yes <input type="radio"/> No <input type="radio"/>	Yes <input type="radio"/> No <input type="radio"/>
11. Other or don't know (Specify in notes)	Yes <input type="radio"/> No <input type="radio"/>	Yes <input type="radio"/> No <input type="radio"/>	Yes <input type="radio"/> No <input type="radio"/>	Yes <input type="radio"/> No <input type="radio"/>
(Complete 61D & 61E for first "Yes" in 61C) 61D. Income Source Code	<input type="radio"/> I 0 1 2 3 4 5 6 7 8 9	<input type="radio"/> I 0 1 2 3 4 5 6 7 8 9	<input type="radio"/> I 0 1 2 3 4 5 6 7 8 9	<input type="radio"/> I 0 1 2 3 4 5 6 7 8 9
61E. How much did ... receive from ... (total source) during 1981?	\$ <input type="text"/>	\$ <input type="text"/>	\$ <input type="text"/>	\$ <input type="text"/>
(Complete 61F and 61G for next income source marked or go to 61B for next person with "Yes" in either 55A or 60A or go to next page)				
61F. Income Source Code	<input type="radio"/> I 0 1 2 3 4 5 6 7 8 9	<input type="radio"/> I 0 1 2 3 4 5 6 7 8 9	<input type="radio"/> I 0 1 2 3 4 5 6 7 8 9	<input type="radio"/> I 0 1 2 3 4 5 6 7 8 9
61G. How much did ... receive from ... (total source) during 1981?	\$ <input type="text"/>	\$ <input type="text"/>	\$ <input type="text"/>	\$ <input type="text"/>
(Go to 61B for next person with "Yes" in either 55B or 60B or go to next page)				

NAME (Optional)				
LINE NUMBER (from 18A)	Page 3	Page 4	Page 5	Page 6
62A. (Other than Social Security) During 1981 did anyone in this household receive any pension or retirement income from a previous employer or union (pense), or any other type of retirement income? Yes <input type="radio"/> No <input checked="" type="radio"/> (Go to next page)				
62B. Who received pension or retirement income? (Anyone else?) Yes <input type="radio"/> No <input type="radio"/>	Yes <input type="radio"/> No <input type="radio"/>	Yes <input type="radio"/> No <input type="radio"/>	Yes <input type="radio"/> No <input type="radio"/>	Yes <input type="radio"/> No <input type="radio"/>
(Complete 62C-62G for each person with a "Yes" in 62B) 62C. What was the source of this income? (Any other pension or retirement income?)				
1. Company or union pension (inc. profit sharing) 2. Federal Government (Civil Service) retirement 3. U.S. Military retirement 4. State or local government pension 5. U.S. Railroad Retirement 6. Regular payments from annuity or paid up insurance policies 7. Other sources including IRA or KEAUGH or don't know (Specify in notes)	Yes <input type="radio"/> No <input type="radio"/> Yes <input type="radio"/> No <input type="radio"/> Yes <input type="radio"/> No <input type="radio"/> Yes <input checked="" type="radio"/> No <input type="radio"/> Yes <input type="radio"/> No <input type="radio"/> Yes <input type="radio"/> No <input type="radio"/> Yes <input type="radio"/> No <input type="radio"/>	Yes <input type="radio"/> No <input type="radio"/> Yes <input type="radio"/> No <input type="radio"/> Yes <input type="radio"/> No <input type="radio"/> Yes <input checked="" type="radio"/> No <input type="radio"/> Yes <input type="radio"/> No <input type="radio"/> Yes <input type="radio"/> No <input type="radio"/> Yes <input type="radio"/> No <input type="radio"/>	Yes <input type="radio"/> No <input type="radio"/> Yes <input type="radio"/> No <input type="radio"/> Yes <input type="radio"/> No <input type="radio"/> Yes <input checked="" type="radio"/> No <input type="radio"/> Yes <input type="radio"/> No <input type="radio"/> Yes <input type="radio"/> No <input type="radio"/> Yes <input type="radio"/> No <input type="radio"/>	Yes <input type="radio"/> No <input type="radio"/> Yes <input type="radio"/> No <input type="radio"/> Yes <input type="radio"/> No <input type="radio"/> Yes <input checked="" type="radio"/> No <input type="radio"/> Yes <input type="radio"/> No <input type="radio"/> Yes <input type="radio"/> No <input type="radio"/> Yes <input type="radio"/> No <input type="radio"/>
(Complete 62D and 62E for first "Yes" in 62C) 62D. INCOME SOURCE CODE	I 2 3 4 5 6 7	I 2 3 4 5 6 7	I 2 3 4 5 6 7	I 2 3 4 5 6 7
62E. How much did ... receive from ... (read source) during 1981? (Fill 62F and 62G for next income source marked or go to 62C for next person with "Yes" in 62B or skip to next page)	\$ <input type="text"/> 0 0 0 0 0 1 1 1 1 1 2 2 2 2 2 3 3 3 3 3 4 4 4 4 4 5 5 5 5 5 6 6 6 6 6 7 7 7 7 7 8 8 8 8 8 9 9 9 9 9	\$ <input type="text"/> 0 0 0 0 0 1 1 1 1 1 2 2 2 2 2 3 3 3 3 3 4 4 4 4 4 5 5 5 5 5 6 6 6 6 6 7 7 7 7 7 8 8 8 8 8 9 9 9 9 9	\$ <input type="text"/> 0 0 0 0 0 1 1 1 1 1 2 2 2 2 2 3 3 3 3 3 4 4 4 4 4 5 5 5 5 5 6 6 6 6 6 7 7 7 7 7 8 8 8 8 8 9 9 9 9 9	\$ <input type="text"/> 0 0 0 0 0 1 1 1 1 1 2 2 2 2 2 3 3 3 3 3 4 4 4 4 4 5 5 5 5 5 6 6 6 6 6 7 7 7 7 7 8 8 8 8 8 9 9 9 9 9
62F. INCOME SOURCE CODE	I 2 3 4 5 6 7	I 2 3 4 5 6 7	I 2 3 4 5 6 7	I 2 3 4 5 6 7
62G. How much did ... receive from ... (read source) during 1981? (Go to 62C for next person with "Yes" in 62B or go to next page)	\$ <input type="text"/> 0 0 0 0 0 1 1 1 1 1 2 2 2 2 2 3 3 3 3 3 4 4 4 4 4 5 5 5 5 5 6 6 6 6 6 7 7 7 7 7 8 8 8 8 8 9 9 9 9 9	\$ <input type="text"/> 0 0 0 0 0 1 1 1 1 1 2 2 2 2 2 3 3 3 3 3 4 4 4 4 4 5 5 5 5 5 6 6 6 6 6 7 7 7 7 7 8 8 8 8 8 9 9 9 9 9	\$ <input type="text"/> 0 0 0 0 0 1 1 1 1 1 2 2 2 2 2 3 3 3 3 3 4 4 4 4 4 5 5 5 5 5 6 6 6 6 6 7 7 7 7 7 8 8 8 8 8 9 9 9 9 9	\$ <input type="text"/> 0 0 0 0 0 1 1 1 1 1 2 2 2 2 2 3 3 3 3 3 4 4 4 4 4 5 5 5 5 5 6 6 6 6 6 7 7 7 7 7 8 8 8 8 8 9 9 9 9 9
Annual Total for Military/Federal Retirement = last check x 11.87 Annual Total for Railroad Retirement = last check x 11.40				

NAME (Optional)				
LINE NUMBER (From 1-64)	Page 3	Page 4	Page 5	Page 6
63. AT ANYTIME DURING 1981 DID ANYONE IN THIS HOUSEHOLD: 63A. Have money in any kind of savings account? Yes <input type="radio"/> No <input type="radio"/> Have any savings certificates or money market funds? (If "Yes" marked in any, ask 63B, otherwise skip to 64A.) Yes <input type="radio"/> No <input checked="" type="radio"/> Have bonds, treasury notes, or other investments which pay interest? Yes <input type="radio"/> No <input type="radio"/>				
63B. Which members of this household had...? (Anyone else?) (Include each in case of joint accounts or ownership) Yes <input type="radio"/> No <input type="radio"/>	Yes <input type="radio"/> No <input type="radio"/>	Yes <input type="radio"/> No <input type="radio"/>	Yes <input type="radio"/> No <input type="radio"/>	Yes <input type="radio"/> No <input type="radio"/>
(Ask 63C for each person with "Yes" in 63B) 63C. How much did... receive in interest from these sources during 1981, including any small amounts credited to accounts? (Separate amounts for joint ownership) (Ask 63C for next person with "Yes" in 63B or ask 64)	\$ <input type="text"/> 0 0 0 0 0 0 1 1 1 1 1 1 2 2 2 2 2 2 3 3 3 3 3 3 4 4 4 4 4 4 5 5 5 5 5 5 6 6 6 6 6 6 7 7 7 7 7 7 8 8 8 8 8 8 9 9 9 9 9 9 <input type="radio"/> Already included	\$ <input type="text"/> 0 0 0 0 0 0 1 1 1 1 1 1 2 2 2 2 2 2 3 3 3 3 3 3 4 4 4 4 4 4 5 5 5 5 5 5 6 6 6 6 6 6 7 7 7 7 7 7 8 8 8 8 8 8 9 9 9 9 9 9 <input type="radio"/> Already included	\$ <input type="text"/> 0 0 0 0 0 0 1 1 1 1 1 1 2 2 2 2 2 2 3 3 3 3 3 3 4 4 4 4 4 4 5 5 5 5 5 5 6 6 6 6 6 6 7 7 7 7 7 7 8 8 8 8 8 8 9 9 9 9 9 9 <input type="radio"/> Already included	\$ <input type="text"/> 0 0 0 0 0 0 1 1 1 1 1 1 2 2 2 2 2 2 3 3 3 3 3 3 4 4 4 4 4 4 5 5 5 5 5 5 6 6 6 6 6 6 7 7 7 7 7 7 8 8 8 8 8 8 9 9 9 9 9 9 <input type="radio"/> Already included
64. AT ANYTIME DURING 1981 DID ANYONE IN THIS HOUSEHOLD: 64A. Own any shares of stock in corporations (public) or any mutual fund shares? Yes <input type="radio"/> No <input checked="" type="radio"/> (Skip to 65A)				
64B. Which members of this household? (Anyone else?) (Include each in case of joint ownership) Yes <input type="radio"/> No <input type="radio"/>	Yes <input type="radio"/> No <input type="radio"/>	Yes <input type="radio"/> No <input type="radio"/>	Yes <input type="radio"/> No <input type="radio"/>	Yes <input type="radio"/> No <input type="radio"/>
(Ask 64C for each person with "Yes" in 64B) 64C. How much did... receive in dividends from stocks (mutual funds) during 1981? (Separate amounts for joint ownership) (Ask 64C for next person marked "Yes" in 64B or ask 65)	\$ <input type="text"/> 0 0 0 0 0 0 1 1 1 1 1 1 2 2 2 2 2 2 3 3 3 3 3 3 4 4 4 4 4 4 5 5 5 5 5 5 6 6 6 6 6 6 7 7 7 7 7 7 8 8 8 8 8 8 9 9 9 9 9 9 <input type="radio"/> None <input type="radio"/> Already included	\$ <input type="text"/> 0 0 0 0 0 0 1 1 1 1 1 1 2 2 2 2 2 2 3 3 3 3 3 3 4 4 4 4 4 4 5 5 5 5 5 5 6 6 6 6 6 6 7 7 7 7 7 7 8 8 8 8 8 8 9 9 9 9 9 9 <input type="radio"/> None <input type="radio"/> Already included	\$ <input type="text"/> 0 0 0 0 0 0 1 1 1 1 1 1 2 2 2 2 2 2 3 3 3 3 3 3 4 4 4 4 4 4 5 5 5 5 5 5 6 6 6 6 6 6 7 7 7 7 7 7 8 8 8 8 8 8 9 9 9 9 9 9 <input type="radio"/> None <input type="radio"/> Already included	\$ <input type="text"/> 0 0 0 0 0 0 1 1 1 1 1 1 2 2 2 2 2 2 3 3 3 3 3 3 4 4 4 4 4 4 5 5 5 5 5 5 6 6 6 6 6 6 7 7 7 7 7 7 8 8 8 8 8 8 9 9 9 9 9 9 <input type="radio"/> None <input type="radio"/> Already included
65. DURING 1981 DID ANYONE IN THIS HOUSEHOLD: 65A. Own any land, business property, apartments, or houses which were rented to others? Yes <input type="radio"/> No <input type="radio"/> Receive income from royalties or from reserves or bonuses? (Exclude amounts paid by relatives) Yes <input type="radio"/> No <input checked="" type="radio"/> Receive income from estates or trusts? (Exclude estates or trusts already reported) Yes <input type="radio"/> No <input type="radio"/> (If "Yes" marked in any, ask 65B, otherwise skip to next page)				
65B. Who received this rent (income)? (Anyone else?) (Include each in case of joint ownership) (Ask 65C for each person with "Yes" in 65B)	Yes <input type="radio"/> No <input type="radio"/>	Yes <input type="radio"/> No <input type="radio"/>	Yes <input type="radio"/> No <input type="radio"/>	Yes <input type="radio"/> No <input type="radio"/>
65C. How much did... receive in income from rent (reserves or bonuses, estates, trusts, or royalties) after expenses for 1981? (Separate amounts for joint ownership)	\$ <input type="text"/> 0 0 0 0 0 0 1 1 1 1 1 1 2 2 2 2 2 2 3 3 3 3 3 3 4 4 4 4 4 4 5 5 5 5 5 5 6 6 6 6 6 6 7 7 7 7 7 7 8 8 8 8 8 8 9 9 9 9 9 9 <input type="radio"/> Lost money <input type="radio"/> Already included	\$ <input type="text"/> 0 0 0 0 0 0 1 1 1 1 1 1 2 2 2 2 2 2 3 3 3 3 3 3 4 4 4 4 4 4 5 5 5 5 5 5 6 6 6 6 6 6 7 7 7 7 7 7 8 8 8 8 8 8 9 9 9 9 9 9 <input type="radio"/> Lost money <input type="radio"/> Already included	\$ <input type="text"/> 0 0 0 0 0 0 1 1 1 1 1 1 2 2 2 2 2 2 3 3 3 3 3 3 4 4 4 4 4 4 5 5 5 5 5 5 6 6 6 6 6 6 7 7 7 7 7 7 8 8 8 8 8 8 9 9 9 9 9 9 <input type="radio"/> Lost money <input type="radio"/> Already included	\$ <input type="text"/> 0 0 0 0 0 0 1 1 1 1 1 1 2 2 2 2 2 2 3 3 3 3 3 3 4 4 4 4 4 4 5 5 5 5 5 5 6 6 6 6 6 6 7 7 7 7 7 7 8 8 8 8 8 8 9 9 9 9 9 9 <input type="radio"/> Lost money <input type="radio"/> Already included

NAME (Optional)				
LINE NUMBER (from 18A)	Page 3	Page 4	Page 5	Page 6
65A. During 1981 did anyone in this household attend school beyond the high school level including a college, university or other school (including vocational, business, or trade schools)? Yes <input checked="" type="radio"/> No <input type="radio"/> (Go to next page)				
65B. Did anyone receive any educational assistance for tuition, fees, books, or living expenses during 1981? (Exclude loans or assistance from household members) Yes <input checked="" type="radio"/> No <input type="radio"/> (Go to next page)				
65C. Which sources provided assistance? (Anyone else?) Yes <input type="radio"/> No <input type="radio"/>	Yes <input type="radio"/> No <input type="radio"/>	Yes <input type="radio"/> No <input type="radio"/>	Yes <input type="radio"/> No <input type="radio"/>	Yes <input type="radio"/> No <input type="radio"/>
(Complete 64D to 65H for each person with "Yes" in 65C) 65D. What type of assistance did... receive? (Any other assistance?) a. G.I. Bill or other assistance from the Veterans Administration (VA)..... b. Basic Education Opportunity Grant or Pell Grant..... c. Some other government assistance..... d. Scholarships, grants, etc., from the school..... e. Other assistance (employers, friends, etc.)..... (Exclude assistance from household members)	Yes <input type="radio"/> No <input type="radio"/> Yes <input type="radio"/> No <input type="radio"/> Yes <input checked="" type="radio"/> No <input type="radio"/> Yes <input type="radio"/> No <input type="radio"/> Yes <input type="radio"/> No <input type="radio"/>	Yes <input type="radio"/> No <input type="radio"/> Yes <input type="radio"/> No <input type="radio"/> Yes <input checked="" type="radio"/> No <input type="radio"/> Yes <input type="radio"/> No <input type="radio"/> Yes <input type="radio"/> No <input type="radio"/>	Yes <input type="radio"/> No <input type="radio"/> Yes <input type="radio"/> No <input type="radio"/> Yes <input checked="" type="radio"/> No <input type="radio"/> Yes <input type="radio"/> No <input type="radio"/> Yes <input type="radio"/> No <input type="radio"/>	Yes <input type="radio"/> No <input type="radio"/> Yes <input type="radio"/> No <input type="radio"/> Yes <input checked="" type="radio"/> No <input type="radio"/> Yes <input type="radio"/> No <input type="radio"/> Yes <input type="radio"/> No <input type="radio"/>
65E. INTERVIEWER CHECK ITEM G.I. Bill marked "Yes" in 65D?	Yes <input type="radio"/> (Ask 66F) No <input type="radio"/> (Skip to 66H)	Yes <input type="radio"/> (Ask 66F) No <input type="radio"/> (Skip to 66H)	Yes <input type="radio"/> (Ask 66F) No <input type="radio"/> (Skip to 66H)	Yes <input type="radio"/> (Ask 66F) No <input type="radio"/> (Skip to 66H)
65F. How much did... receive in G.I. Bill benefits during 1981?	\$ <input type="text"/>	\$ <input type="text"/>	\$ <input type="text"/>	\$ <input type="text"/>
65G. INTERVIEWER CHECK ITEM Sources other than G.I. Bill marked "Yes" in 65D?	Yes <input type="radio"/> (ASK 66H) No <input type="radio"/> (Skip to next person marked "Yes" in 65C or Go to next page)	Yes <input type="radio"/> (ASK 66H) No <input type="radio"/> (Skip to next person marked "Yes" in 65C or Go to next page)	Yes <input type="radio"/> (ASK 66H) No <input type="radio"/> (Skip to next person marked "Yes" in 65C or Go to next page)	Yes <input type="radio"/> (ASK 66H) No <input type="radio"/> (Skip to next person marked "Yes" in 65C or Go to next page)
65H. How much did... receive in (other) educational assistance during 1981? (Go to 66D for next person marked "Yes" in 65C or Go to next page)	\$ <input type="text"/>	\$ <input type="text"/>	\$ <input type="text"/>	\$ <input type="text"/>
NOTES: 				

E7. Interviewer Check Items																																																																																																																																																																																																																																																				
<p>Every in covered card item 13 (family income) is:</p> <p><input type="radio"/> M-N (Skip to next page)</p> <p><input type="radio"/> A-L or "Blank" <u>7</u></p>																																																																																																																																																																																																																																																				
NAME (Optional)																																																																																																																																																																																																																																																				
LINE NUMBER (from 15A)	Page 3	Page 4	Page 5	Page 6																																																																																																																																																																																																																																																
<p>82. AT ANY TIME DURING 1981 EVEN FOR ONE MONTH DID ANYONE IN THIS HOUSEHOLD RECEIVE:</p> <p>82A. any public assistance or welfare payments from the State or local welfare office? Yes <input type="radio"/> <u>7</u> No <input checked="" type="radio"/> (Skip to 83A)</p>	<input checked="" type="checkbox"/>	<input checked="" type="checkbox"/>	<input checked="" type="checkbox"/>	<input checked="" type="checkbox"/>																																																																																																																																																																																																																																																
<p>82B. Who received these payments? (Anyone else?)</p> <p>Yes <input type="radio"/> No <input type="radio"/> Yes <input type="radio"/> No <input type="radio"/> Yes <input type="radio"/> No <input type="radio"/> Yes <input type="radio"/> No <input type="radio"/></p>	<input type="checkbox"/>	<input type="checkbox"/>	<input type="checkbox"/>	<input type="checkbox"/>																																																																																																																																																																																																																																																
<p>(Complete 82C to 82D for each person with a "Yes" in 82B)</p> <p>82C. Did ... receive AFDC (ADC) or some other type of assistance payments?</p> <p><input type="radio"/> AFDC (ADC) <input type="radio"/> Other <input type="radio"/> Both</p>	<input type="radio"/>	<input type="radio"/>	<input type="radio"/>	<input type="radio"/>																																																																																																																																																																																																																																																
<p>82D. How much did ... receive in public assistance or welfare during 1981?</p> <p>(Go to 82C for next person with "Yes" in 82B or skip 82D)</p>	<p>\$ <input type="text"/></p> <table border="0"> <tr><td></td><td><input type="radio"/></td><td><input type="radio"/></td><td><input type="radio"/></td><td><input type="radio"/></td><td><input type="radio"/></td></tr> <tr><td>1</td><td><input type="radio"/></td><td><input type="radio"/></td><td><input type="radio"/></td><td><input type="radio"/></td><td><input type="radio"/></td></tr> <tr><td>2</td><td><input type="radio"/></td><td><input type="radio"/></td><td><input type="radio"/></td><td><input type="radio"/></td><td><input type="radio"/></td></tr> <tr><td>3</td><td><input type="radio"/></td><td><input type="radio"/></td><td><input type="radio"/></td><td><input type="radio"/></td><td><input type="radio"/></td></tr> <tr><td>4</td><td><input type="radio"/></td><td><input type="radio"/></td><td><input type="radio"/></td><td><input type="radio"/></td><td><input type="radio"/></td></tr> <tr><td>5</td><td><input checked="" type="radio"/></td><td><input type="radio"/></td><td><input type="radio"/></td><td><input type="radio"/></td><td><input type="radio"/></td></tr> <tr><td>6</td><td><input type="radio"/></td><td><input type="radio"/></td><td><input type="radio"/></td><td><input type="radio"/></td><td><input type="radio"/></td></tr> <tr><td>7</td><td><input type="radio"/></td><td><input type="radio"/></td><td><input type="radio"/></td><td><input type="radio"/></td><td><input type="radio"/></td></tr> <tr><td>8</td><td><input type="radio"/></td><td><input type="radio"/></td><td><input type="radio"/></td><td><input type="radio"/></td><td><input type="radio"/></td></tr> <tr><td>9</td><td><input type="radio"/></td><td><input type="radio"/></td><td><input type="radio"/></td><td><input type="radio"/></td><td><input type="radio"/></td></tr> </table>		<input type="radio"/>	<input type="radio"/>	<input type="radio"/>	<input type="radio"/>	<input type="radio"/>	1	<input type="radio"/>	<input type="radio"/>	<input type="radio"/>	<input type="radio"/>	<input type="radio"/>	2	<input type="radio"/>	<input type="radio"/>	<input type="radio"/>	<input type="radio"/>	<input type="radio"/>	3	<input type="radio"/>	<input type="radio"/>	<input type="radio"/>	<input type="radio"/>	<input type="radio"/>	4	<input type="radio"/>	<input type="radio"/>	<input type="radio"/>	<input type="radio"/>	<input type="radio"/>	5	<input checked="" type="radio"/>	<input type="radio"/>	<input type="radio"/>	<input type="radio"/>	<input type="radio"/>	6	<input type="radio"/>	<input type="radio"/>	<input type="radio"/>	<input type="radio"/>	<input type="radio"/>	7	<input type="radio"/>	<input type="radio"/>	<input type="radio"/>	<input type="radio"/>	<input type="radio"/>	8	<input type="radio"/>	<input type="radio"/>	<input type="radio"/>	<input type="radio"/>	<input type="radio"/>	9	<input type="radio"/>	<input type="radio"/>	<input type="radio"/>	<input type="radio"/>	<input type="radio"/>	<p>\$ <input type="text"/></p> <table border="0"> <tr><td></td><td><input type="radio"/></td><td><input type="radio"/></td><td><input type="radio"/></td><td><input type="radio"/></td><td><input type="radio"/></td></tr> <tr><td>1</td><td><input type="radio"/></td><td><input type="radio"/></td><td><input type="radio"/></td><td><input type="radio"/></td><td><input type="radio"/></td></tr> <tr><td>2</td><td><input type="radio"/></td><td><input type="radio"/></td><td><input type="radio"/></td><td><input type="radio"/></td><td><input type="radio"/></td></tr> <tr><td>3</td><td><input type="radio"/></td><td><input type="radio"/></td><td><input type="radio"/></td><td><input type="radio"/></td><td><input type="radio"/></td></tr> <tr><td>4</td><td><input type="radio"/></td><td><input type="radio"/></td><td><input type="radio"/></td><td><input type="radio"/></td><td><input type="radio"/></td></tr> <tr><td>5</td><td><input checked="" type="radio"/></td><td><input type="radio"/></td><td><input type="radio"/></td><td><input type="radio"/></td><td><input type="radio"/></td></tr> <tr><td>6</td><td><input type="radio"/></td><td><input type="radio"/></td><td><input type="radio"/></td><td><input type="radio"/></td><td><input type="radio"/></td></tr> <tr><td>7</td><td><input type="radio"/></td><td><input type="radio"/></td><td><input type="radio"/></td><td><input type="radio"/></td><td><input type="radio"/></td></tr> <tr><td>8</td><td><input type="radio"/></td><td><input type="radio"/></td><td><input type="radio"/></td><td><input type="radio"/></td><td><input type="radio"/></td></tr> <tr><td>9</td><td><input type="radio"/></td><td><input type="radio"/></td><td><input type="radio"/></td><td><input type="radio"/></td><td><input type="radio"/></td></tr> </table>		<input type="radio"/>	<input type="radio"/>	<input type="radio"/>	<input type="radio"/>	<input type="radio"/>	1	<input type="radio"/>	<input type="radio"/>	<input type="radio"/>	<input type="radio"/>	<input type="radio"/>	2	<input type="radio"/>	<input type="radio"/>	<input type="radio"/>	<input type="radio"/>	<input type="radio"/>	3	<input type="radio"/>	<input type="radio"/>	<input type="radio"/>	<input type="radio"/>	<input type="radio"/>	4	<input type="radio"/>	<input type="radio"/>	<input type="radio"/>	<input type="radio"/>	<input type="radio"/>	5	<input checked="" type="radio"/>	<input type="radio"/>	<input type="radio"/>	<input type="radio"/>	<input type="radio"/>	6	<input type="radio"/>	<input type="radio"/>	<input type="radio"/>	<input type="radio"/>	<input type="radio"/>	7	<input type="radio"/>	<input type="radio"/>	<input type="radio"/>	<input type="radio"/>	<input type="radio"/>	8	<input type="radio"/>	<input type="radio"/>	<input type="radio"/>	<input type="radio"/>	<input type="radio"/>	9	<input type="radio"/>	<input type="radio"/>	<input type="radio"/>	<input type="radio"/>	<input type="radio"/>	<p>\$ <input type="text"/></p> <table border="0"> <tr><td></td><td><input type="radio"/></td><td><input type="radio"/></td><td><input type="radio"/></td><td><input type="radio"/></td><td><input type="radio"/></td></tr> <tr><td>1</td><td><input type="radio"/></td><td><input type="radio"/></td><td><input type="radio"/></td><td><input type="radio"/></td><td><input type="radio"/></td></tr> <tr><td>2</td><td><input type="radio"/></td><td><input type="radio"/></td><td><input type="radio"/></td><td><input type="radio"/></td><td><input type="radio"/></td></tr> <tr><td>3</td><td><input type="radio"/></td><td><input type="radio"/></td><td><input type="radio"/></td><td><input type="radio"/></td><td><input type="radio"/></td></tr> <tr><td>4</td><td><input type="radio"/></td><td><input type="radio"/></td><td><input type="radio"/></td><td><input type="radio"/></td><td><input type="radio"/></td></tr> <tr><td>5</td><td><input checked="" type="radio"/></td><td><input type="radio"/></td><td><input type="radio"/></td><td><input type="radio"/></td><td><input type="radio"/></td></tr> <tr><td>6</td><td><input type="radio"/></td><td><input type="radio"/></td><td><input type="radio"/></td><td><input type="radio"/></td><td><input type="radio"/></td></tr> <tr><td>7</td><td><input type="radio"/></td><td><input type="radio"/></td><td><input type="radio"/></td><td><input type="radio"/></td><td><input type="radio"/></td></tr> <tr><td>8</td><td><input type="radio"/></td><td><input type="radio"/></td><td><input type="radio"/></td><td><input type="radio"/></td><td><input type="radio"/></td></tr> <tr><td>9</td><td><input type="radio"/></td><td><input type="radio"/></td><td><input type="radio"/></td><td><input type="radio"/></td><td><input type="radio"/></td></tr> </table>		<input type="radio"/>	<input type="radio"/>	<input type="radio"/>	<input type="radio"/>	<input type="radio"/>	1	<input type="radio"/>	<input type="radio"/>	<input type="radio"/>	<input type="radio"/>	<input type="radio"/>	2	<input type="radio"/>	<input type="radio"/>	<input type="radio"/>	<input type="radio"/>	<input type="radio"/>	3	<input type="radio"/>	<input type="radio"/>	<input type="radio"/>	<input type="radio"/>	<input type="radio"/>	4	<input type="radio"/>	<input type="radio"/>	<input type="radio"/>	<input type="radio"/>	<input type="radio"/>	5	<input checked="" type="radio"/>	<input type="radio"/>	<input type="radio"/>	<input type="radio"/>	<input type="radio"/>	6	<input type="radio"/>	<input type="radio"/>	<input type="radio"/>	<input type="radio"/>	<input type="radio"/>	7	<input type="radio"/>	<input type="radio"/>	<input type="radio"/>	<input type="radio"/>	<input type="radio"/>	8	<input type="radio"/>	<input type="radio"/>	<input type="radio"/>	<input type="radio"/>	<input type="radio"/>	9	<input type="radio"/>	<input type="radio"/>	<input type="radio"/>	<input type="radio"/>	<input type="radio"/>	<p>\$ <input type="text"/></p> <table border="0"> <tr><td></td><td><input type="radio"/></td><td><input type="radio"/></td><td><input type="radio"/></td><td><input type="radio"/></td><td><input type="radio"/></td></tr> <tr><td>1</td><td><input type="radio"/></td><td><input type="radio"/></td><td><input type="radio"/></td><td><input type="radio"/></td><td><input type="radio"/></td></tr> <tr><td>2</td><td><input type="radio"/></td><td><input type="radio"/></td><td><input type="radio"/></td><td><input type="radio"/></td><td><input type="radio"/></td></tr> <tr><td>3</td><td><input type="radio"/></td><td><input type="radio"/></td><td><input type="radio"/></td><td><input type="radio"/></td><td><input type="radio"/></td></tr> <tr><td>4</td><td><input type="radio"/></td><td><input type="radio"/></td><td><input type="radio"/></td><td><input type="radio"/></td><td><input type="radio"/></td></tr> <tr><td>5</td><td><input checked="" type="radio"/></td><td><input type="radio"/></td><td><input type="radio"/></td><td><input type="radio"/></td><td><input type="radio"/></td></tr> <tr><td>6</td><td><input type="radio"/></td><td><input type="radio"/></td><td><input type="radio"/></td><td><input type="radio"/></td><td><input type="radio"/></td></tr> <tr><td>7</td><td><input type="radio"/></td><td><input type="radio"/></td><td><input type="radio"/></td><td><input type="radio"/></td><td><input type="radio"/></td></tr> <tr><td>8</td><td><input type="radio"/></td><td><input type="radio"/></td><td><input type="radio"/></td><td><input type="radio"/></td><td><input type="radio"/></td></tr> <tr><td>9</td><td><input type="radio"/></td><td><input type="radio"/></td><td><input type="radio"/></td><td><input type="radio"/></td><td><input type="radio"/></td></tr> </table>		<input type="radio"/>	<input type="radio"/>	<input type="radio"/>	<input type="radio"/>	<input type="radio"/>	1	<input type="radio"/>	<input type="radio"/>	<input type="radio"/>	<input type="radio"/>	<input type="radio"/>	2	<input type="radio"/>	<input type="radio"/>	<input type="radio"/>	<input type="radio"/>	<input type="radio"/>	3	<input type="radio"/>	<input type="radio"/>	<input type="radio"/>	<input type="radio"/>	<input type="radio"/>	4	<input type="radio"/>	<input type="radio"/>	<input type="radio"/>	<input type="radio"/>	<input type="radio"/>	5	<input checked="" type="radio"/>	<input type="radio"/>	<input type="radio"/>	<input type="radio"/>	<input type="radio"/>	6	<input type="radio"/>	<input type="radio"/>	<input type="radio"/>	<input type="radio"/>	<input type="radio"/>	7	<input type="radio"/>	<input type="radio"/>	<input type="radio"/>	<input type="radio"/>	<input type="radio"/>	8	<input type="radio"/>	<input type="radio"/>	<input type="radio"/>	<input type="radio"/>	<input type="radio"/>	9	<input type="radio"/>	<input type="radio"/>	<input type="radio"/>	<input type="radio"/>	<input type="radio"/>
	<input type="radio"/>	<input type="radio"/>	<input type="radio"/>	<input type="radio"/>	<input type="radio"/>																																																																																																																																																																																																																																															
1	<input type="radio"/>	<input type="radio"/>	<input type="radio"/>	<input type="radio"/>	<input type="radio"/>																																																																																																																																																																																																																																															
2	<input type="radio"/>	<input type="radio"/>	<input type="radio"/>	<input type="radio"/>	<input type="radio"/>																																																																																																																																																																																																																																															
3	<input type="radio"/>	<input type="radio"/>	<input type="radio"/>	<input type="radio"/>	<input type="radio"/>																																																																																																																																																																																																																																															
4	<input type="radio"/>	<input type="radio"/>	<input type="radio"/>	<input type="radio"/>	<input type="radio"/>																																																																																																																																																																																																																																															
5	<input checked="" type="radio"/>	<input type="radio"/>	<input type="radio"/>	<input type="radio"/>	<input type="radio"/>																																																																																																																																																																																																																																															
6	<input type="radio"/>	<input type="radio"/>	<input type="radio"/>	<input type="radio"/>	<input type="radio"/>																																																																																																																																																																																																																																															
7	<input type="radio"/>	<input type="radio"/>	<input type="radio"/>	<input type="radio"/>	<input type="radio"/>																																																																																																																																																																																																																																															
8	<input type="radio"/>	<input type="radio"/>	<input type="radio"/>	<input type="radio"/>	<input type="radio"/>																																																																																																																																																																																																																																															
9	<input type="radio"/>	<input type="radio"/>	<input type="radio"/>	<input type="radio"/>	<input type="radio"/>																																																																																																																																																																																																																																															
	<input type="radio"/>	<input type="radio"/>	<input type="radio"/>	<input type="radio"/>	<input type="radio"/>																																																																																																																																																																																																																																															
1	<input type="radio"/>	<input type="radio"/>	<input type="radio"/>	<input type="radio"/>	<input type="radio"/>																																																																																																																																																																																																																																															
2	<input type="radio"/>	<input type="radio"/>	<input type="radio"/>	<input type="radio"/>	<input type="radio"/>																																																																																																																																																																																																																																															
3	<input type="radio"/>	<input type="radio"/>	<input type="radio"/>	<input type="radio"/>	<input type="radio"/>																																																																																																																																																																																																																																															
4	<input type="radio"/>	<input type="radio"/>	<input type="radio"/>	<input type="radio"/>	<input type="radio"/>																																																																																																																																																																																																																																															
5	<input checked="" type="radio"/>	<input type="radio"/>	<input type="radio"/>	<input type="radio"/>	<input type="radio"/>																																																																																																																																																																																																																																															
6	<input type="radio"/>	<input type="radio"/>	<input type="radio"/>	<input type="radio"/>	<input type="radio"/>																																																																																																																																																																																																																																															
7	<input type="radio"/>	<input type="radio"/>	<input type="radio"/>	<input type="radio"/>	<input type="radio"/>																																																																																																																																																																																																																																															
8	<input type="radio"/>	<input type="radio"/>	<input type="radio"/>	<input type="radio"/>	<input type="radio"/>																																																																																																																																																																																																																																															
9	<input type="radio"/>	<input type="radio"/>	<input type="radio"/>	<input type="radio"/>	<input type="radio"/>																																																																																																																																																																																																																																															
	<input type="radio"/>	<input type="radio"/>	<input type="radio"/>	<input type="radio"/>	<input type="radio"/>																																																																																																																																																																																																																																															
1	<input type="radio"/>	<input type="radio"/>	<input type="radio"/>	<input type="radio"/>	<input type="radio"/>																																																																																																																																																																																																																																															
2	<input type="radio"/>	<input type="radio"/>	<input type="radio"/>	<input type="radio"/>	<input type="radio"/>																																																																																																																																																																																																																																															
3	<input type="radio"/>	<input type="radio"/>	<input type="radio"/>	<input type="radio"/>	<input type="radio"/>																																																																																																																																																																																																																																															
4	<input type="radio"/>	<input type="radio"/>	<input type="radio"/>	<input type="radio"/>	<input type="radio"/>																																																																																																																																																																																																																																															
5	<input checked="" type="radio"/>	<input type="radio"/>	<input type="radio"/>	<input type="radio"/>	<input type="radio"/>																																																																																																																																																																																																																																															
6	<input type="radio"/>	<input type="radio"/>	<input type="radio"/>	<input type="radio"/>	<input type="radio"/>																																																																																																																																																																																																																																															
7	<input type="radio"/>	<input type="radio"/>	<input type="radio"/>	<input type="radio"/>	<input type="radio"/>																																																																																																																																																																																																																																															
8	<input type="radio"/>	<input type="radio"/>	<input type="radio"/>	<input type="radio"/>	<input type="radio"/>																																																																																																																																																																																																																																															
9	<input type="radio"/>	<input type="radio"/>	<input type="radio"/>	<input type="radio"/>	<input type="radio"/>																																																																																																																																																																																																																																															
	<input type="radio"/>	<input type="radio"/>	<input type="radio"/>	<input type="radio"/>	<input type="radio"/>																																																																																																																																																																																																																																															
1	<input type="radio"/>	<input type="radio"/>	<input type="radio"/>	<input type="radio"/>	<input type="radio"/>																																																																																																																																																																																																																																															
2	<input type="radio"/>	<input type="radio"/>	<input type="radio"/>	<input type="radio"/>	<input type="radio"/>																																																																																																																																																																																																																																															
3	<input type="radio"/>	<input type="radio"/>	<input type="radio"/>	<input type="radio"/>	<input type="radio"/>																																																																																																																																																																																																																																															
4	<input type="radio"/>	<input type="radio"/>	<input type="radio"/>	<input type="radio"/>	<input type="radio"/>																																																																																																																																																																																																																																															
5	<input checked="" type="radio"/>	<input type="radio"/>	<input type="radio"/>	<input type="radio"/>	<input type="radio"/>																																																																																																																																																																																																																																															
6	<input type="radio"/>	<input type="radio"/>	<input type="radio"/>	<input type="radio"/>	<input type="radio"/>																																																																																																																																																																																																																																															
7	<input type="radio"/>	<input type="radio"/>	<input type="radio"/>	<input type="radio"/>	<input type="radio"/>																																																																																																																																																																																																																																															
8	<input type="radio"/>	<input type="radio"/>	<input type="radio"/>	<input type="radio"/>	<input type="radio"/>																																																																																																																																																																																																																																															
9	<input type="radio"/>	<input type="radio"/>	<input type="radio"/>	<input type="radio"/>	<input type="radio"/>																																																																																																																																																																																																																																															
<p>83. AT ANY TIME DURING 1981 DID ANYONE IN THIS HOUSEHOLD RECEIVE:</p> <p>83A. any payments from the Veterans' Administration (VA) (other than we have already talked about)?</p> <p>Yes <input type="radio"/> <u>7</u> No <input type="radio"/> (Go to next page)</p>																																																																																																																																																																																																																																																				
<p>83B. Who received payments from the Veterans' Administration (VA)? (Anyone else?)</p> <p>Yes <input type="radio"/> No <input type="radio"/> Yes <input type="radio"/> No <input type="radio"/> Yes <input type="radio"/> No <input type="radio"/> Yes <input type="radio"/> No <input type="radio"/></p>	<input type="checkbox"/>	<input type="checkbox"/>	<input type="checkbox"/>	<input type="checkbox"/>																																																																																																																																																																																																																																																
<p>(Complete 83C to 83D for each person with a "Yes" in 83B)</p> <p>83C. How much did ... receive in payments from the Veterans' Administration during 1981?</p> <p>(Ask 83C for next person with "Yes" in 83B or go to next page)</p>	<p>\$ <input type="text"/></p> <table border="0"> <tr><td></td><td><input type="radio"/></td><td><input type="radio"/></td><td><input type="radio"/></td><td><input type="radio"/></td><td><input type="radio"/></td></tr> <tr><td>1</td><td><input type="radio"/></td><td><input type="radio"/></td><td><input type="radio"/></td><td><input type="radio"/></td><td><input type="radio"/></td></tr> <tr><td>2</td><td><input type="radio"/></td><td><input type="radio"/></td><td><input type="radio"/></td><td><input type="radio"/></td><td><input type="radio"/></td></tr> <tr><td>3</td><td><input type="radio"/></td><td><input type="radio"/></td><td><input type="radio"/></td><td><input type="radio"/></td><td><input type="radio"/></td></tr> <tr><td>4</td><td><input type="radio"/></td><td><input type="radio"/></td><td><input type="radio"/></td><td><input type="radio"/></td><td><input type="radio"/></td></tr> <tr><td>5</td><td><input checked="" type="radio"/></td><td><input type="radio"/></td><td><input type="radio"/></td><td><input type="radio"/></td><td><input type="radio"/></td></tr> <tr><td>6</td><td><input type="radio"/></td><td><input type="radio"/></td><td><input type="radio"/></td><td><input type="radio"/></td><td><input type="radio"/></td></tr> <tr><td>7</td><td><input type="radio"/></td><td><input type="radio"/></td><td><input type="radio"/></td><td><input type="radio"/></td><td><input type="radio"/></td></tr> <tr><td>8</td><td><input type="radio"/></td><td><input type="radio"/></td><td><input type="radio"/></td><td><input type="radio"/></td><td><input type="radio"/></td></tr> <tr><td>9</td><td><input type="radio"/></td><td><input type="radio"/></td><td><input type="radio"/></td><td><input type="radio"/></td><td><input type="radio"/></td></tr> </table>		<input type="radio"/>	<input type="radio"/>	<input type="radio"/>	<input type="radio"/>	<input type="radio"/>	1	<input type="radio"/>	<input type="radio"/>	<input type="radio"/>	<input type="radio"/>	<input type="radio"/>	2	<input type="radio"/>	<input type="radio"/>	<input type="radio"/>	<input type="radio"/>	<input type="radio"/>	3	<input type="radio"/>	<input type="radio"/>	<input type="radio"/>	<input type="radio"/>	<input type="radio"/>	4	<input type="radio"/>	<input type="radio"/>	<input type="radio"/>	<input type="radio"/>	<input type="radio"/>	5	<input checked="" type="radio"/>	<input type="radio"/>	<input type="radio"/>	<input type="radio"/>	<input type="radio"/>	6	<input type="radio"/>	<input type="radio"/>	<input type="radio"/>	<input type="radio"/>	<input type="radio"/>	7	<input type="radio"/>	<input type="radio"/>	<input type="radio"/>	<input type="radio"/>	<input type="radio"/>	8	<input type="radio"/>	<input type="radio"/>	<input type="radio"/>	<input type="radio"/>	<input type="radio"/>	9	<input type="radio"/>	<input type="radio"/>	<input type="radio"/>	<input type="radio"/>	<input type="radio"/>	<p>\$ <input type="text"/></p> <table border="0"> <tr><td></td><td><input type="radio"/></td><td><input type="radio"/></td><td><input type="radio"/></td><td><input type="radio"/></td><td><input type="radio"/></td></tr> <tr><td>1</td><td><input type="radio"/></td><td><input type="radio"/></td><td><input type="radio"/></td><td><input type="radio"/></td><td><input type="radio"/></td></tr> <tr><td>2</td><td><input type="radio"/></td><td><input type="radio"/></td><td><input type="radio"/></td><td><input type="radio"/></td><td><input type="radio"/></td></tr> <tr><td>3</td><td><input type="radio"/></td><td><input type="radio"/></td><td><input type="radio"/></td><td><input type="radio"/></td><td><input type="radio"/></td></tr> <tr><td>4</td><td><input type="radio"/></td><td><input type="radio"/></td><td><input type="radio"/></td><td><input type="radio"/></td><td><input type="radio"/></td></tr> <tr><td>5</td><td><input checked="" type="radio"/></td><td><input type="radio"/></td><td><input type="radio"/></td><td><input type="radio"/></td><td><input type="radio"/></td></tr> <tr><td>6</td><td><input type="radio"/></td><td><input type="radio"/></td><td><input type="radio"/></td><td><input type="radio"/></td><td><input type="radio"/></td></tr> <tr><td>7</td><td><input type="radio"/></td><td><input type="radio"/></td><td><input type="radio"/></td><td><input type="radio"/></td><td><input type="radio"/></td></tr> <tr><td>8</td><td><input type="radio"/></td><td><input type="radio"/></td><td><input type="radio"/></td><td><input type="radio"/></td><td><input type="radio"/></td></tr> <tr><td>9</td><td><input type="radio"/></td><td><input type="radio"/></td><td><input type="radio"/></td><td><input type="radio"/></td><td><input type="radio"/></td></tr> </table>		<input type="radio"/>	<input type="radio"/>	<input type="radio"/>	<input type="radio"/>	<input type="radio"/>	1	<input type="radio"/>	<input type="radio"/>	<input type="radio"/>	<input type="radio"/>	<input type="radio"/>	2	<input type="radio"/>	<input type="radio"/>	<input type="radio"/>	<input type="radio"/>	<input type="radio"/>	3	<input type="radio"/>	<input type="radio"/>	<input type="radio"/>	<input type="radio"/>	<input type="radio"/>	4	<input type="radio"/>	<input type="radio"/>	<input type="radio"/>	<input type="radio"/>	<input type="radio"/>	5	<input checked="" type="radio"/>	<input type="radio"/>	<input type="radio"/>	<input type="radio"/>	<input type="radio"/>	6	<input type="radio"/>	<input type="radio"/>	<input type="radio"/>	<input type="radio"/>	<input type="radio"/>	7	<input type="radio"/>	<input type="radio"/>	<input type="radio"/>	<input type="radio"/>	<input type="radio"/>	8	<input type="radio"/>	<input type="radio"/>	<input type="radio"/>	<input type="radio"/>	<input type="radio"/>	9	<input type="radio"/>	<input type="radio"/>	<input type="radio"/>	<input type="radio"/>	<input type="radio"/>	<p>\$ <input type="text"/></p> <table border="0"> <tr><td></td><td><input type="radio"/></td><td><input type="radio"/></td><td><input type="radio"/></td><td><input type="radio"/></td><td><input type="radio"/></td></tr> <tr><td>1</td><td><input type="radio"/></td><td><input type="radio"/></td><td><input type="radio"/></td><td><input type="radio"/></td><td><input type="radio"/></td></tr> <tr><td>2</td><td><input type="radio"/></td><td><input type="radio"/></td><td><input type="radio"/></td><td><input type="radio"/></td><td><input type="radio"/></td></tr> <tr><td>3</td><td><input type="radio"/></td><td><input type="radio"/></td><td><input type="radio"/></td><td><input type="radio"/></td><td><input type="radio"/></td></tr> <tr><td>4</td><td><input type="radio"/></td><td><input type="radio"/></td><td><input type="radio"/></td><td><input type="radio"/></td><td><input type="radio"/></td></tr> <tr><td>5</td><td><input checked="" type="radio"/></td><td><input type="radio"/></td><td><input type="radio"/></td><td><input type="radio"/></td><td><input type="radio"/></td></tr> <tr><td>6</td><td><input type="radio"/></td><td><input type="radio"/></td><td><input type="radio"/></td><td><input type="radio"/></td><td><input type="radio"/></td></tr> <tr><td>7</td><td><input type="radio"/></td><td><input type="radio"/></td><td><input type="radio"/></td><td><input type="radio"/></td><td><input type="radio"/></td></tr> <tr><td>8</td><td><input type="radio"/></td><td><input type="radio"/></td><td><input type="radio"/></td><td><input type="radio"/></td><td><input type="radio"/></td></tr> <tr><td>9</td><td><input type="radio"/></td><td><input type="radio"/></td><td><input type="radio"/></td><td><input type="radio"/></td><td><input type="radio"/></td></tr> </table>		<input type="radio"/>	<input type="radio"/>	<input type="radio"/>	<input type="radio"/>	<input type="radio"/>	1	<input type="radio"/>	<input type="radio"/>	<input type="radio"/>	<input type="radio"/>	<input type="radio"/>	2	<input type="radio"/>	<input type="radio"/>	<input type="radio"/>	<input type="radio"/>	<input type="radio"/>	3	<input type="radio"/>	<input type="radio"/>	<input type="radio"/>	<input type="radio"/>	<input type="radio"/>	4	<input type="radio"/>	<input type="radio"/>	<input type="radio"/>	<input type="radio"/>	<input type="radio"/>	5	<input checked="" type="radio"/>	<input type="radio"/>	<input type="radio"/>	<input type="radio"/>	<input type="radio"/>	6	<input type="radio"/>	<input type="radio"/>	<input type="radio"/>	<input type="radio"/>	<input type="radio"/>	7	<input type="radio"/>	<input type="radio"/>	<input type="radio"/>	<input type="radio"/>	<input type="radio"/>	8	<input type="radio"/>	<input type="radio"/>	<input type="radio"/>	<input type="radio"/>	<input type="radio"/>	9	<input type="radio"/>	<input type="radio"/>	<input type="radio"/>	<input type="radio"/>	<input type="radio"/>	<p>\$ <input type="text"/></p> <table border="0"> <tr><td></td><td><input type="radio"/></td><td><input type="radio"/></td><td><input type="radio"/></td><td><input type="radio"/></td><td><input type="radio"/></td></tr> <tr><td>1</td><td><input type="radio"/></td><td><input type="radio"/></td><td><input type="radio"/></td><td><input type="radio"/></td><td><input type="radio"/></td></tr> <tr><td>2</td><td><input type="radio"/></td><td><input type="radio"/></td><td><input type="radio"/></td><td><input type="radio"/></td><td><input type="radio"/></td></tr> <tr><td>3</td><td><input type="radio"/></td><td><input type="radio"/></td><td><input type="radio"/></td><td><input type="radio"/></td><td><input type="radio"/></td></tr> <tr><td>4</td><td><input type="radio"/></td><td><input type="radio"/></td><td><input type="radio"/></td><td><input type="radio"/></td><td><input type="radio"/></td></tr> <tr><td>5</td><td><input checked="" type="radio"/></td><td><input type="radio"/></td><td><input type="radio"/></td><td><input type="radio"/></td><td><input type="radio"/></td></tr> <tr><td>6</td><td><input type="radio"/></td><td><input type="radio"/></td><td><input type="radio"/></td><td><input type="radio"/></td><td><input type="radio"/></td></tr> <tr><td>7</td><td><input type="radio"/></td><td><input type="radio"/></td><td><input type="radio"/></td><td><input type="radio"/></td><td><input type="radio"/></td></tr> <tr><td>8</td><td><input type="radio"/></td><td><input type="radio"/></td><td><input type="radio"/></td><td><input type="radio"/></td><td><input type="radio"/></td></tr> <tr><td>9</td><td><input type="radio"/></td><td><input type="radio"/></td><td><input type="radio"/></td><td><input type="radio"/></td><td><input type="radio"/></td></tr> </table>		<input type="radio"/>	<input type="radio"/>	<input type="radio"/>	<input type="radio"/>	<input type="radio"/>	1	<input type="radio"/>	<input type="radio"/>	<input type="radio"/>	<input type="radio"/>	<input type="radio"/>	2	<input type="radio"/>	<input type="radio"/>	<input type="radio"/>	<input type="radio"/>	<input type="radio"/>	3	<input type="radio"/>	<input type="radio"/>	<input type="radio"/>	<input type="radio"/>	<input type="radio"/>	4	<input type="radio"/>	<input type="radio"/>	<input type="radio"/>	<input type="radio"/>	<input type="radio"/>	5	<input checked="" type="radio"/>	<input type="radio"/>	<input type="radio"/>	<input type="radio"/>	<input type="radio"/>	6	<input type="radio"/>	<input type="radio"/>	<input type="radio"/>	<input type="radio"/>	<input type="radio"/>	7	<input type="radio"/>	<input type="radio"/>	<input type="radio"/>	<input type="radio"/>	<input type="radio"/>	8	<input type="radio"/>	<input type="radio"/>	<input type="radio"/>	<input type="radio"/>	<input type="radio"/>	9	<input type="radio"/>	<input type="radio"/>	<input type="radio"/>	<input type="radio"/>	<input type="radio"/>
	<input type="radio"/>	<input type="radio"/>	<input type="radio"/>	<input type="radio"/>	<input type="radio"/>																																																																																																																																																																																																																																															
1	<input type="radio"/>	<input type="radio"/>	<input type="radio"/>	<input type="radio"/>	<input type="radio"/>																																																																																																																																																																																																																																															
2	<input type="radio"/>	<input type="radio"/>	<input type="radio"/>	<input type="radio"/>	<input type="radio"/>																																																																																																																																																																																																																																															
3	<input type="radio"/>	<input type="radio"/>	<input type="radio"/>	<input type="radio"/>	<input type="radio"/>																																																																																																																																																																																																																																															
4	<input type="radio"/>	<input type="radio"/>	<input type="radio"/>	<input type="radio"/>	<input type="radio"/>																																																																																																																																																																																																																																															
5	<input checked="" type="radio"/>	<input type="radio"/>	<input type="radio"/>	<input type="radio"/>	<input type="radio"/>																																																																																																																																																																																																																																															
6	<input type="radio"/>	<input type="radio"/>	<input type="radio"/>	<input type="radio"/>	<input type="radio"/>																																																																																																																																																																																																																																															
7	<input type="radio"/>	<input type="radio"/>	<input type="radio"/>	<input type="radio"/>	<input type="radio"/>																																																																																																																																																																																																																																															
8	<input type="radio"/>	<input type="radio"/>	<input type="radio"/>	<input type="radio"/>	<input type="radio"/>																																																																																																																																																																																																																																															
9	<input type="radio"/>	<input type="radio"/>	<input type="radio"/>	<input type="radio"/>	<input type="radio"/>																																																																																																																																																																																																																																															
	<input type="radio"/>	<input type="radio"/>	<input type="radio"/>	<input type="radio"/>	<input type="radio"/>																																																																																																																																																																																																																																															
1	<input type="radio"/>	<input type="radio"/>	<input type="radio"/>	<input type="radio"/>	<input type="radio"/>																																																																																																																																																																																																																																															
2	<input type="radio"/>	<input type="radio"/>	<input type="radio"/>	<input type="radio"/>	<input type="radio"/>																																																																																																																																																																																																																																															
3	<input type="radio"/>	<input type="radio"/>	<input type="radio"/>	<input type="radio"/>	<input type="radio"/>																																																																																																																																																																																																																																															
4	<input type="radio"/>	<input type="radio"/>	<input type="radio"/>	<input type="radio"/>	<input type="radio"/>																																																																																																																																																																																																																																															
5	<input checked="" type="radio"/>	<input type="radio"/>	<input type="radio"/>	<input type="radio"/>	<input type="radio"/>																																																																																																																																																																																																																																															
6	<input type="radio"/>	<input type="radio"/>	<input type="radio"/>	<input type="radio"/>	<input type="radio"/>																																																																																																																																																																																																																																															
7	<input type="radio"/>	<input type="radio"/>	<input type="radio"/>	<input type="radio"/>	<input type="radio"/>																																																																																																																																																																																																																																															
8	<input type="radio"/>	<input type="radio"/>	<input type="radio"/>	<input type="radio"/>	<input type="radio"/>																																																																																																																																																																																																																																															
9	<input type="radio"/>	<input type="radio"/>	<input type="radio"/>	<input type="radio"/>	<input type="radio"/>																																																																																																																																																																																																																																															
	<input type="radio"/>	<input type="radio"/>	<input type="radio"/>	<input type="radio"/>	<input type="radio"/>																																																																																																																																																																																																																																															
1	<input type="radio"/>	<input type="radio"/>	<input type="radio"/>	<input type="radio"/>	<input type="radio"/>																																																																																																																																																																																																																																															
2	<input type="radio"/>	<input type="radio"/>	<input type="radio"/>	<input type="radio"/>	<input type="radio"/>																																																																																																																																																																																																																																															
3	<input type="radio"/>	<input type="radio"/>	<input type="radio"/>	<input type="radio"/>	<input type="radio"/>																																																																																																																																																																																																																																															
4	<input type="radio"/>	<input type="radio"/>	<input type="radio"/>	<input type="radio"/>	<input type="radio"/>																																																																																																																																																																																																																																															
5	<input checked="" type="radio"/>	<input type="radio"/>	<input type="radio"/>	<input type="radio"/>	<input type="radio"/>																																																																																																																																																																																																																																															
6	<input type="radio"/>	<input type="radio"/>	<input type="radio"/>	<input type="radio"/>	<input type="radio"/>																																																																																																																																																																																																																																															
7	<input type="radio"/>	<input type="radio"/>	<input type="radio"/>	<input type="radio"/>	<input type="radio"/>																																																																																																																																																																																																																																															
8	<input type="radio"/>	<input type="radio"/>	<input type="radio"/>	<input type="radio"/>	<input type="radio"/>																																																																																																																																																																																																																																															
9	<input type="radio"/>	<input type="radio"/>	<input type="radio"/>	<input type="radio"/>	<input type="radio"/>																																																																																																																																																																																																																																															
	<input type="radio"/>	<input type="radio"/>	<input type="radio"/>	<input type="radio"/>	<input type="radio"/>																																																																																																																																																																																																																																															
1	<input type="radio"/>	<input type="radio"/>	<input type="radio"/>	<input type="radio"/>	<input type="radio"/>																																																																																																																																																																																																																																															
2	<input type="radio"/>	<input type="radio"/>	<input type="radio"/>	<input type="radio"/>	<input type="radio"/>																																																																																																																																																																																																																																															
3	<input type="radio"/>	<input type="radio"/>	<input type="radio"/>	<input type="radio"/>	<input type="radio"/>																																																																																																																																																																																																																																															
4	<input type="radio"/>	<input type="radio"/>	<input type="radio"/>	<input type="radio"/>	<input type="radio"/>																																																																																																																																																																																																																																															
5	<input checked="" type="radio"/>	<input type="radio"/>	<input type="radio"/>	<input type="radio"/>	<input type="radio"/>																																																																																																																																																																																																																																															
6	<input type="radio"/>	<input type="radio"/>	<input type="radio"/>	<input type="radio"/>	<input type="radio"/>																																																																																																																																																																																																																																															
7	<input type="radio"/>	<input type="radio"/>	<input type="radio"/>	<input type="radio"/>	<input type="radio"/>																																																																																																																																																																																																																																															
8	<input type="radio"/>	<input type="radio"/>	<input type="radio"/>	<input type="radio"/>	<input type="radio"/>																																																																																																																																																																																																																																															
9	<input type="radio"/>	<input type="radio"/>	<input type="radio"/>	<input type="radio"/>	<input type="radio"/>																																																																																																																																																																																																																																															
NOTES:	<p>-----</p> <p>-----</p> <p>-----</p> <p>-----</p> <p>-----</p> <p>-----</p> <p>-----</p> <p>-----</p> <p>-----</p>																																																																																																																																																																																																																																																			

NAME (Optional)	Page 3	Page 4	Page 5	Page 6
LINE NUMBER (From 184)				
70. DURING 1981 DID ANYONE IN THIS HOUSEHOLD RECEIVE: 70A. Any child support payments? Yes <input type="radio"/> 7 <input checked="" type="radio"/> No <input type="radio"/> (Skip to 71A)				
70B. Who received these payments? (Anyone else?) (Complete 70C for each person with a "Yes" in 70B) 70C. How much did ... receive in child support payments (Ask 70C for next person with "Yes" in 70B or sub 71)	Yes <input type="radio"/> No <input type="radio"/>	Yes <input type="radio"/> No <input type="radio"/>	Yes <input type="radio"/> No <input type="radio"/>	Yes <input type="radio"/> No <input type="radio"/>
71. DURING 1981 DID ANYONE IN THIS HOUSEHOLD RECEIVE: 71A. Any alimony payments? Yes <input type="radio"/> 7 <input checked="" type="radio"/> No <input type="radio"/> (Skip to 72A)				
71B. Who received these payments? (Anyone else?) during 1981? (Complete 71C for each person with a "Yes" in 71B) 71C. How much did ... receive in alimony payments during 1981? (Ask 71C for next person with "Yes" in 71B or sub 72)	Yes <input type="radio"/> No <input type="radio"/>	Yes <input type="radio"/> No <input type="radio"/>	Yes <input type="radio"/> No <input type="radio"/>	Yes <input type="radio"/> No <input type="radio"/>
72. DURING 1981 DID ANYONE IN THIS HOUSEHOLD RECEIVE: 72A. Any (other) regular financial assistance from friends or relatives not living in this household? (Do not include loans) Yes <input type="radio"/> <input checked="" type="radio"/> No <input type="radio"/> (Skip to 73)				
72B. Who received this assistance? (Anyone else?) (Ask 72C for each person with a "Yes" in 72B) 72C. How much assistance did ... receive during 1981?	Yes <input type="radio"/> No <input type="radio"/>	Yes <input type="radio"/> No <input type="radio"/>	Yes <input type="radio"/> No <input type="radio"/>	Yes <input type="radio"/> No <input type="radio"/>
73. Sometimes people forget about small amounts of income, or income received for only part of the year. Did anyone in this household receive income from: 73A. Hobbies, home businesses, farms, or business interests not already covered? Yes <input type="radio"/> No <input type="radio"/> (If "Yes" marked in any, sub 73B, otherwise go to next page) Any unemployment compensation, welfare, or any other money income not already covered? Yes <input type="radio"/> <input checked="" type="radio"/> No <input type="radio"/>	Yes <input type="radio"/> No <input type="radio"/>	Yes <input type="radio"/> No <input type="radio"/>	Yes <input type="radio"/> No <input type="radio"/>	Yes <input type="radio"/> No <input type="radio"/>
73B. Who received this income? (Anyone else?) (Complete 73C & 73D for each person with a "Yes" in 73B) 73C. What was the source of this income? (Specify) 73D. How much did ... receive (Altogether) in 1981? (Go to 73C for next person with "Yes" in 73B or go to next page)	Yes <input type="radio"/> No <input type="radio"/>	Yes <input type="radio"/> No <input type="radio"/>	Yes <input type="radio"/> No <input type="radio"/>	Yes <input type="radio"/> No <input type="radio"/>
OFFICE USE ONLY ① I ② 1 2 3 4 5 6 7 8 9	OFFICE USE ONLY ① I ② 1 2 3 4 5 6 7 8 9	OFFICE USE ONLY ① I ② 1 2 3 4 5 6 7 8 9	OFFICE USE ONLY ① I ② 1 2 3 4 5 6 7 8 9	OFFICE USE ONLY ① I ② 1 2 3 4 5 6 7 8 9

NAME (Optional)	Page 3	Page 4	Page 6	Page 8
LINE NUMBER (Item 18A)	Page 3	Page 4	Page 6	Page 8
74. INTERVIEWER CHECK ITEM Item 28A or 28B is "Yes"? (marked last year)	Yes <input type="checkbox"/> (Go to 74A) No <input checked="" type="checkbox"/> (Skip to 75)	Yes <input type="checkbox"/> (Go to 74A) No <input type="checkbox"/> (Skip to 75)	Yes <input type="checkbox"/> (Go to 74A) No <input checked="" type="checkbox"/> (Skip to 75)	Yes <input type="checkbox"/> (Go to 74A) No <input type="checkbox"/> (Skip to 75)
74A. Other than Social Security did the (any) employer or union that ... started for in 1981 have a pension or other type of retirement plan for any of its employees? <i>(Complete 74A-74E for each person with "Yes" in 74)</i>	Yes <input type="checkbox"/> (Ask 74B) No <input type="checkbox"/> (Skip to 74C) Don't know <input type="checkbox"/>	Yes <input type="checkbox"/> (Ask 74B) No <input type="checkbox"/> (Skip to 74C) Don't know <input type="checkbox"/>	Yes <input type="checkbox"/> (Ask 74B) No <input type="checkbox"/> (Skip to 74C) Don't know <input type="checkbox"/>	Yes <input type="checkbox"/> (Ask 74B) No <input type="checkbox"/> (Skip to 74C) Don't know <input type="checkbox"/>
74B. Was ... included in that plan?	Yes <input type="checkbox"/> No <input type="checkbox"/>	Yes <input type="checkbox"/> No <input type="checkbox"/>	Yes <input type="checkbox"/> No <input type="checkbox"/>	Yes <input type="checkbox"/> No <input type="checkbox"/>
74C. Was ... included in a group health insurance plan on the (any) job he/she held during 1981?	Yes <input type="checkbox"/> (Ask 74D) No <input type="checkbox"/> (Go to 74E for next person with "Yes" in 74 or skip to 75) DK <input type="checkbox"/>	Yes <input type="checkbox"/> (Ask 74D) No <input type="checkbox"/> (Go to 74E for next person with "Yes" in 74 or skip to 75) DK <input type="checkbox"/>	Yes <input type="checkbox"/> (Ask 74D) No <input type="checkbox"/> (Go to 74E for next person with "Yes" in 74 or skip to 75) DK <input type="checkbox"/>	Yes <input type="checkbox"/> (Ask 74D) No <input type="checkbox"/> (Go to 74E for next person with "Yes" in 74 or skip to 75) DK <input type="checkbox"/>
74D. Did ...'s employer or union pay for all, part, or none of the cost of this health plan?	All <input type="checkbox"/> Part <input checked="" type="checkbox"/> None <input type="checkbox"/>	All <input type="checkbox"/> Part <input type="checkbox"/> None <input type="checkbox"/>	All <input type="checkbox"/> Part <input checked="" type="checkbox"/> None <input type="checkbox"/>	All <input type="checkbox"/> Part <input type="checkbox"/> None <input type="checkbox"/>
74E. Other than ... who else in this household was covered by this group health insurance plan? <i>(Go to 74A for next person with "Yes" in 74 or go to 75)</i>	Spouse only <input type="checkbox"/> Child(ren) only <input type="checkbox"/> Spouse and child(ren) <input type="checkbox"/> Self only <input type="checkbox"/> Other <input type="checkbox"/>	Spouse only <input type="checkbox"/> Child(ren) only <input type="checkbox"/> Spouse and child(ren) <input type="checkbox"/> Self only <input type="checkbox"/> Other <input type="checkbox"/>	Spouse only <input type="checkbox"/> Child(ren) only <input type="checkbox"/> Spouse and child(ren) <input type="checkbox"/> Self only <input type="checkbox"/> Other <input type="checkbox"/>	Spouse only <input type="checkbox"/> Child(ren) only <input type="checkbox"/> Spouse and child(ren) <input type="checkbox"/> Self only <input type="checkbox"/> Other <input type="checkbox"/>
75. There are several government programs which provide medical care or help pay medical bills. During 1981 was anyone in this household covered by:				
75A. Medicare (for the disabled and elderly)? Yes <input checked="" type="checkbox"/> No <input type="checkbox"/> (Skip to 75C)				
75B. Who was that? (Anyone else?)	Yes <input type="checkbox"/> No <input type="checkbox"/>	Yes <input type="checkbox"/> No <input type="checkbox"/>	Yes <input type="checkbox"/> No <input type="checkbox"/>	Yes <input type="checkbox"/> No <input type="checkbox"/>
75C. Medicaid (for the needy)? Yes <input checked="" type="checkbox"/> No <input type="checkbox"/> (Skip to 75E)				
75D. Who was that? (Anyone else?)	Yes <input type="checkbox"/> No <input type="checkbox"/>	Yes <input type="checkbox"/> No <input type="checkbox"/>	Yes <input type="checkbox"/> No <input type="checkbox"/>	Yes <input type="checkbox"/> No <input type="checkbox"/>
75E. CHAMPUS, VA, or military health care? Yes <input checked="" type="checkbox"/> No <input type="checkbox"/> (Skip to 76A)				
75F. Who was that? (Anyone else?)	Yes <input type="checkbox"/> No <input type="checkbox"/>	Yes <input type="checkbox"/> No <input type="checkbox"/>	Yes <input type="checkbox"/> No <input type="checkbox"/>	Yes <input type="checkbox"/> No <input type="checkbox"/>
76A. Did anyone in this household have any (other) health insurance plan in any time during 1981? Do not include accident or disability insurance. Yes <input checked="" type="checkbox"/> No <input type="checkbox"/> (Go to item 77 on page 11)				
76B. Who was that? (Anyone else?)	Yes <input type="checkbox"/> No <input type="checkbox"/>	Yes <input type="checkbox"/> No <input type="checkbox"/>	Yes <input type="checkbox"/> No <input type="checkbox"/>	Yes <input type="checkbox"/> No <input type="checkbox"/>
76C. Other than ... who else in this household was covered by this plan? <i>(Go to 76C for next person with "Yes" in 76B or item 77 on page 11)</i>	Spouse only <input type="checkbox"/> Child(ren) only <input type="checkbox"/> Spouse and child(ren) <input type="checkbox"/> Self only <input type="checkbox"/> Other <input type="checkbox"/>	Spouse only <input type="checkbox"/> Child(ren) only <input type="checkbox"/> Spouse and child(ren) <input type="checkbox"/> Self only <input type="checkbox"/> Other <input type="checkbox"/>	Spouse only <input type="checkbox"/> Child(ren) only <input type="checkbox"/> Spouse and child(ren) <input type="checkbox"/> Self only <input type="checkbox"/> Other <input type="checkbox"/>	Spouse only <input type="checkbox"/> Child(ren) only <input type="checkbox"/> Spouse and child(ren) <input type="checkbox"/> Self only <input type="checkbox"/> Other <input type="checkbox"/>
NOTES:				

APPENDIX A1

INDUSTRY CLASSIFICATION
(3-digit)

(Numbers in parentheses are the SIC
code equivalents)*

Census
Code

AGRICULTURE, FORESTRY, AND FISHERIES

017 Agricultural production (01)
018 Agricultural services, exc. horticultural (07
 except 0713 and 073)
019 Horticultural services (073)
027 Forestry (08)
028 Fisheries (09)

MINING

047 Metal mining (10)
048 Coal mining (11, 12)
049 Crude petroleum and natural gas extractions (13)
057 Nonmetallic mining and quarrying, exc. fuel (14)

CONSTRUCTION

067 General building contractors (15)
068 General contractors, exc. building (16)
069 Special trade contractors (17)
077 Not specified construction

MANUFACTURING

Durable goods

Lumber and wood products, exc. furniture
107 Logging (241)
108 Sawmills, planing mills, and mill work (242, 243)
109 Miscellaneous wood products (244, 249)
118 Furniture and fixtures (25)
Stone, clay, and glass products
119 Glass and glass products (321-323)
127 Cement, concrete, gypsum, and plaster products (324, 327)
128 Structural clay products (325)
137 Pottery and related products (326)
138 Miscellaneous nonmetallic mineral and stone
 products (328, 329)

*SIC code equivalents reflect the 1967 SIC code descriptions.

	Metal industries
139	Blast furnaces, steel works, rolling and finishing mills (3312, 3313)
147	Other primary iron and steel industries (3315-3317, 332, 3391, part 3399)
148	Primary aluminum industries (3334, part 334, 3352, 3361, part 3392, part 3399)
149	Other primary nonferrous industries (3331-333, 3339, part 334, 3351, 3356, 3357, 3362, 3369, part 3392, part 3399)
157	Cutlery, hand tools, and other hardware (342)
158	Fabricated structural metal products (344)
159	Screw machine products (345)
167	Metal stamping (346)
168	Miscellaneous fabricated metal products (341, 343, 347, 348, 349)
169	Not specified metal industries
	Machinery, except electrical
177	Engines and turbines (351)
178	Farm machinery and equipment (352)
179	Construction and material handling machines (353)
187	Metalworking machinery (354)
188	Office and accounting machines (357 exc. 3573)
189	Electronic computing equipment (3573)
197	Machinery, exc. electrical, n.e.c. (355, 356, 358, 359)
198	Not specified machinery
	Electrical machinery, equipment, and supplies
199	Household appliances (363)
207	Radio, T.V., and communication equipment (365, 366)
208	Electrical machine, equipment, and supplies, n.e.c. (361, 362, 364, 367, 369)
209	Not specified electrical machinery, equipment, and supplies
	Transportation equipment
219	Motor vehicles and motor vehicle equipment (371)
227	Aircraft and parts (372)
228	Ship and boat building and repairing (373)
229	Railroad locomotives and equipment (374)
237	Mobile dwellings and campers (3791)
238	Cycles and miscellaneous transportation equipment (375, 3799)
	Professional and photographic equipment, and watches
239	Scientific and controlling instruments (381, 382)
247	Optical and health services supplies (383, 384, 385)
248	Photographic equipment and supplies (386)
249	Watches, clocks, and clock-work-operated devices (387)
257	Not specified professional equipment
258	Ordinances (19)
259	Miscellaneous manufacturing industries (39)

Nondurable goods

	Food and kindred products
268	Meat products (201)
269	Dairy products (202)
278	Canning and preserving fruits, vegetables, and sea foods (203)

279 Grain-mill products (204, 0713)
 287 Bakery products (205)
 288 Confectionery and related products (207)
 289 Beverage industries (208)
 297 Miscellaneous food preparation and kindred
 products (206, 209)
 298 Not specified food industries
 299 Tobacco manufactures (21)
 Textile mill products
 307 Knitting mills (225)
 308 Dyeing and finishing textiles, exc. wool and
 knit goods (226)
 309 Floor coverings, exc. hard surface (227)
 317 Yarn, thread, and fabric mills (221-224, 228)
 318 Miscellaneous textile mill products (229)
 Apparel and other fabricated textile products
 319 Apparel and accessories (231-238)
 327 Miscellaneous fabricated textile products (239)
 Paper and allied products
 328 Pulp, paper, and paperboard mills (261-263, 266)
 329 Miscellaneous paper and pulp products (264)
 337 Paperboard containers and boxes (265)
 Printing, publishing, and allied industries
 338 Newspaper publishing and printing (271)
 339 Printing, publishing, and allied industries,
 except newspapers (272-279)
 Chemicals and allied products
 347 Industrial chemicals (281)
 348 Plastics, synthetics and resins, exc. fibers
 (282, exc. 2823 and 2824)
 349 Synthetic fibers (2823, 2824)
 357 Drugs and medicines (283)
 358 Soaps and cosmetics (284)
 359 Paints, varnishes, and related products (285)
 367 Agricultural chemicals (287)
 368 Miscellaneous chemicals (286, 289)
 369 Not specified chemicals and allied products
 Petroleum and coal products
 377 Petroleum refining (291)
 378 Miscellaneous petroleum and coal products (295, 299)
 Rubber and miscellaneous plastic products
 379 Rubber products (301-303, 306)
 387 Miscellaneous plastic products (307)
 Leather and leather products
 388 Tanned, curried, and finished leather (311)
 389 Footwear, except rubber (313, 314)
 397 Leather products, exc. footwear (312, 315-317, 319)
 398 Not specified manufacturing industries

TRANSPORTATION, COMMUNICATIONS, AND
OTHER PUBLIC UTILITIES

Transportation

407 Railroads and railway express service (40)
408 Street railways and bus lines (411, 413-415, 417)
409 Taxicab service (412)
417 Trucking service (421, 423)
418 Warehousing and storage (422)
419 Water transportation (44)
427 Air transportation (45)
428 Pipe lines, except natural gas (46)
429 Services incidental to transportation (47)

Communications

447 Radio broadcasting and television (483)
448 Telephone (wire and radio) (481)
449 Telegraph and miscellaneous communication
services (482, 489)

Utilities and sanitary services

467 Electric light and power (491)
468 Electric-gas utilities (493)
469 Gas and steam supply systems (492, 496)
477 Water supply (494)
478 Sanitary services (495)
479 Other and not specified utilities (497)

WHOLESALE AND RETAIL TRADE

Wholesale trade

507 Motor vehicles and equipment (501)
508 Drugs, chemicals, and allied products (502)
509 Dry goods and apparel (503)
527 Food and related products (504)
528 Farm products --raw materials (505)
529 Electrical goods (506)
537 Hardware, plumbing, and heating supplies (507)
538 Not specified electrical and hardware products
539 Machinery equipment and supplies (508)
557 Metals and minerals, n.e.c. (5091)
558 Petroleum products (5092)
559 Scrap and waste materials (5093)
567 Alcoholic beverages (5095)
568 Paper and its products (5096)
569 Lumber and construction materials (5098)
587 Wholesalers, n.e.c. (5094, 5097, 5099)
588 Not specified wholesale trade

Retail trade

607	Lumber and building material retailing (521-524)
608	Hardware and farm equipment stores (525)
609	Department and mail order establishments (531, 532)
617	Limited price variety stores (533)
618	Vending machine operators (534)
619	Direct selling establishments (535)
627	Miscellaneous general merchandise stores (539)
628	Grocery stores (541)
629	Dairy products stores (545)
637	Retail bakeries (546)
638	Food stores, n.e.c. (542-544, 549)
639	Motor vehicle dealers (551, 552)
647	Tire, battery, and accessory dealers (553)
648	Gasoline service stations (554)
649	Miscellaneous vehicle dealers (559)
657	Apparel and accessories stores, exc. shoe stores (56 exc. 566)
658	Shoe stores (566)
667	Furniture and home furnishings stores (571)
668	Household appliances, TV, and radio stores (572, 573)
669	Eating and drinking places (58)
677	Drug stores (591)
678	Liquor stores (592)
679	Farm and garden supply stores (596)
687	Jewelry stores (597)
688	Fuel and ice dealers (598)
689	Retail florists (5992)
697	Miscellaneous retail stores (593-595, 599 exc. 5992)
698	Not specified retail trade

FINANCE, INSURANCE, AND REAL ESTATE

707	Banking (60)
708	Credit agencies (61)
709	Security, commodity brokerage, and investment companies (62, 67)
717	Insurance (63, 64)
718	Real estate, incl. real estate-insurance-law offices (65, 66)

BUSINESS AND REPAIR SERVICES

727	Advertising (731)
728	Services to dwellings and other buildings (734)
729	Commercial research, development, and testing labs (7391, 7397)
737	Employment and temporary help agencies (736, 7398)
738	Business management and consulting services (part 7392)
739	Computer programing services (part 7393)

747 Detective and protective services (7393)
 748 Business services, n.e.c. (732, 733, 735, 7394
 7395, 7396, 7399)
 749 Automobile services, exc. repair (751, 752, 754)
 757 Automobile repair and related services (753)
 758 Electrical repair shops (762, 7694)
 759 Miscellaneous repair services (763, 764, 769,
 exc. 7694)

PERSONAL SERVICES

769 Private households (88)
 777 Hotels and motels (701)
 778 Lodging places, exc. hotels and motels (702,703,704)
 779 Laundering, cleaning, and other garment services
 (721, 727)
 787 Beauty shops (723)
 788 Barber shops (724)
 789 Shoe repair shops (725)
 797 Dressmaking shops (part 729)
 798 Miscellaneous personal services (722, 726,
 part 729)

ENTERTAINMENT AND RECREATION SERVICES

807 Theaters and motion pictures (78, 792)
 808 Bowling alleys, billiard and pool parlors (793)
 809 Miscellaneous entertainment and recreation
 services (791, 794)

PROFESSIONAL AND RELATED SERVICES

828 Offices of physicians (801, 803)
 829 Offices of dentists (802)
 837 Offices of chiropractors (804)
 838 Hospitals (806)
 839 Convalescent institutions (8092)
 847 Offices of health practitioners, n.e.c.
 (part 8099)
 848 Health services, n.e.c. (807, part 8099)
 849 Legal services (81)
 857 Elementary and secondary schools (821)
 858 Colleges and universities (822)
 859 Libraries (823)
 867 Educational services, n.e.c. (824, 829)
 868 Not specified educational services
 869 Museums, art galleries, and zoos (84)
 877 Religious organizations (866)
 878 Welfare services (part 867)
 879 Residential welfare facilities (part 867)
 887 Nonprofit membership organizations (861-865,
 869)
 888 Engineering and architectural services (891)
 889 Accounting, auditing, and bookkeeping services (893)
 897 Miscellaneous professional and related services
 (892, 899)

PUBLIC ADMINISTRATION

907 Postal service (part 9190)
917 Federal public administration (part 9190, 9490)
927 State public administration (9290)
937 Local public administration (9390)

APPENDIX A2

Detailed Industry Recodes

(01-51)

<u>Detailed Industry</u>	<u>Recodes</u>	<u>IND</u>
Goods-producing industries		(017-019, 047-398)
Agricultural production	01	017
Agricultural services	02	018-019
Mining	03	047-057
Construction	04	067-077
Manufacturing		(107-398)
Durable goods		(107-259)
Ordinance	05	158
Lumber	06	107-109
Furniture	07	118
Stone, clay, glass	08	119-138
Primary metals	09	139-149
Fabricated metals (incl. not spec. metal)	10	157-169
Machinery, exc. elect.	11	177-198
Electrical equipment	12	199-209
Transportation equipment		(219-238)
Automobiles	13	219
Aircraft	14	227
Other transportation equipment	15	228-238
Instruments	16	239-257
Miscellaneous		259
Nondurable goods		(268-398)
Food	18	268-298
Tobacco	19	299
Textiles	20	307-318
Apparel	21	319-327
Paper	22	328-337
Printing	23	338-339
Chemicals	24	347-369
Petroleum	25	377-378
Rubber and plastics	26	377-378
Leather and not specified manufacturing	27	388-398
Service producing industries		(027, 028, 407-937)
Transportation and public utilities		(407-479)
Railroads and railway express	28	407
Other transportation	29	408-429
Communications	30	447-449
Other public utilities	31	467-479
Trade		(507-698)
Wholesale	32	507-588

Retail		(607-698)
Eating and drinking places	33	669
Other retail	34	607-668, 677-698
Finance, insurance, and real estate		(707-718)
Banking and other finance	35	707-709
Insurance and real estate	36	717-718
Private household service	37	769
Miscellaneous services		
Business and repair		(727-759)
Business	38	727-748
Repair	39	749-759
Personal services, except private household	40	777-798
Entertainment and recreation	41	807-809
Professional services		
Medical, except hospitals	42	828-837, 839-848
Hospitals	43	838
Welfare and religious	44	877-879
Educational	45	857-868
Other professional	46	849, 869, 887-897
Forestry and fisheries	47	027, 028
Public administration		(907-937)
Postal	48	907
Other federal	49	917
State	50	927
Local	51	937

APPENDIX A3

Major Industry Recode

<u>1970 Major Industry (1)</u>	<u>Recodes</u>	<u>IND</u>
Agriculture, forestry, and fisheries	01	(017-028)
Mining	02	047-057
Construction	03	067-077
Manufacturing		(107-398)
Durable goods	04	107-259
Nondurable goods	05	268-398
Transportation, communications, and public utilities	06	(407-479)
Wholesale and retail trade		(507-698)
Wholesale trade	07	507-588
Retail trade	08	607-698
Finance, insurance, and real estate	09	707-718
Miscellaneous services		
Business and repair	10	727-759
Private household	11	769
Personal, except private household	12	777-798
Entertainment and recreation	13	807-809
Professional and related services	14	828-897
Public administration	15	907-937

APPENDIX B1

Occupation Classification

<u>Census Code</u>	PROFESSIONAL, TECHNICAL, AND KINDRED WORKERS
001	Accountants
002	Architects
	Computer specialists
003	Computer programmers
004	Computer systems analysts
005	Computer specialists, n.e.c.
	Engineers
006	Aeronautical and astronautical engineers
010	Chemical engineers
011	Civil engineers
012	Electrical and electronic engineers
013	Industrial engineers
014	Mechanical engineers
015	Metallurgical and materials engineers
020	Mining engineers
021	Petroleum engineers
022	Sales engineers
023	Engineers, n.e.c.
024	Farm management advisors
025	Foresters and conservationists
026	Home management advisors
	Lawyers and judges
030	Judges
031	Lawyers
	Librarians, archivists, and curators
032	Librarians
033	Archivists and curators
	Mathematical specialists
034	Actuaries
035	Mathematicians
036	Statisticians
	Life and physical scientists
042	Agricultural scientists
043	Atmospheric and space scientists
044	Biological scientists
045	Chemists
051	Geologists
052	Marine scientists
053	Physicists and astronomers
054	Life and physical scientists, n.e.c.
055	Operations and systems researchers and analysts
056	Personnel and labor relations workers
	Physicians, dentists, and related practitioners
061	Chiropractors
062	Dentists

063 Optometrists
 064 Pharmacists
 065 Physicians, medical and osteopathic
 071 Podiatrists
 072 Veterinarians
 073 Health practitioners, n.e.c.
 Nurses, dietitians, and therapists
 074 Dietitians
 075 Registered nurses
 076 Therapists
 Health technologists and technicians
 080 Clinical laboratory technologists and technicians
 081 Dental hygienists
 082 Health record technologists and technicians
 083 Radiologic technologists and technicians
 084 Therapy assistants
 085 Health technologists and technicians, n.e.c.
 Religious workers
 086 Clergymen
 090 Religious workers, n.e.c.
 Social scientists
 091 Economists
 092 Political scientists
 093 Psychologists
 094 Sociologists
 095 Urban and regional planners
 096 Social scientists, n.e.c.
 Social and recreation workers
 100 Social workers
 101 Recreation workers
 Teachers, college and university
 102 Agriculture teachers
 103 Atmospheric, earth, marine, and space teachers
 104 Biology teachers
 105 Chemistry teachers
 110 Physics teachers
 111 Engineering teachers
 112 Mathematics teachers
 113 Health specialties teachers
 114 Psychology teachers
 115 Business and commerce teachers
 116 Economic teachers
 120 History teachers
 121 Sociology teachers
 122 Social science teachers, n.e.c.
 123 Art, drama, and music teachers
 124 Coaches and physical education teachers
 125 Education teachers
 126 English teachers
 130 Foreign language teachers
 131 Home economics teachers
 132 Law teachers
 133 Theology teachers
 134 Trade, industrial, and technical teachers

135 Miscellaneous teachers, college and university
 140 Teachers, college and university,
 subject not specified
 Teachers, except college and university
 141 Adult education teachers
 142 Elementary school teachers
 143 Prekindergarten and kindergarten teachers
 144 Secondary school teachers
 145 Teachers, except college and university, n.e.c.
 Engineering and science technicians
 150 Agriculture and biological technicians, except
 health
 151 Chemical technicians
 152 Draftsmen
 153 Electrical and electronic engineering technicians
 154 Industrial engineering technicians
 155 Mechanical engineering technicians
 156 Mathematical technicians
 161 Surveyors
 162 Engineering and science technicians, n.e.c.
 Technicians, except health, and engineering
 and science
 163 Airplane pilots
 164 Air traffic controllers
 165 Embalmers
 170 Flight engineers
 171 Radio operators
 172 Tool programmers, numerical control
 173 Technicians, n.e.c.
 174 Vocational and educational counselors
 Writers, artists, and entertainers
 175 Actors
 180 Athletes and kindred workers
 181 Authors
 182 Dancers
 183 Designers
 184 Editors and reporters
 185 Musicians and composers
 190 Painters and sculptors
 191 Photographers
 192 Public relations men and publicity writers
 193 Radio and television announcers
 194 Writers, artists, and entertainers, n.e.c.
 195 Research workers, not specified

MANAGERS AND ADMINISTRATORS, EXCEPT FARM

201 Assessors, controllers, and treasurers;
 local public administration
 202 Bank officers and financial managers
 203 Buyers and shippers, farm products
 205 Buyers, wholesale and retail trade

210 Credit men
 211 Funeral directors
 212 Health administrators
 213 Construction inspectors, public administration
 215 Inspectors, except construction, public administration
 216 Managers and superintendents, building
 220 Office managers, n.e.c.
 221 Officers, pilots, and pursers; ship
 222 Officials and administrators; public
 administration, n.e.c.
 223 Officials of lodges, societies, and unions
 224 Postmasters and mail superintendents
 225 Purchasing agents and buyers, n.e.c.
 226 Railroad conductors
 230 Restaurant, cafeteria, and bar managers
 231 Sales managers and department heads, retail trade
 233 Sales managers, except retail trade
 235 School administrators, college
 240 School administrators, elementary and secondary
 245 Managers and administrators, n.e.c.

SALES WORKERS

260 Advertising agents and salesmen
 261 Auctioneers
 262 Demonstrators
 264 Hucksters and peddlers
 265 Insurance agents, brokers, and underwriters
 266 Newsboys
 270 Real estate agents and brokers
 271 Stock and bond salesmen
 280 Salesmen and sales clerks, n.e.c.
 281 Sales representatives, manufacturing industries
 282 Sales representatives, wholesale trade
 283 Sales clerks, retail trade
 284 Salesmen, retail trade
 285 Salesmen of services and construction
 296 Sales workers - allocated

CLERICAL AND KINDRED WORKERS

301 Bank tellers
 303 Billing clerks
 305 Bookkeepers
 310 Cashiers
 311 Clerical assistants, social welfare
 312 Clerical supervisors, n.e.c.
 313 Collectors, bill and account
 314 Counter clerks, except food
 315 Dispatchers and starters, vehicle
 320 Enumerators and interviewers
 321 Estimators and investigators, n.e.c.
 323 Expeditors and production controllers

325 File clerks
 326 Insurance adjusters, examiners, and investigators
 330 Library attendants and assistants
 331 Mail carriers, post office
 332 Mail handlers, except post office
 333 Messengers and office boys
 334 Meter readers, utilities
 Office machine operators
 341 Bookkeeping and billing machine operators
 342 Calculating machine operators
 343 Computer and peripheral equipment operators
 344 Duplicating machine operators
 345 Key punch operators
 350 Tabulating machine operators
 355 Office machine operators, n.e.c.
 360 Payroll and timekeeping clerks
 361 Postal clerks
 362 Proofreaders
 363 Real estate appraisers
 364 Receptionists
 Secretaries
 370 Secretaries, legal
 371 Secretaries, medical
 372 Secretaries, n.e.c.
 374 Shipping and receiving clerks
 375 Statistical clerks
 376 Stenographers
 381 Stock clerks and storekeepers
 382 Teacher aides, exc. school monitors
 383 Telegraph messengers
 384 Telegraph operators
 385 Telephone operators
 390 Ticket, station, and express agents
 391 Typists
 392 Weighers
 394 Miscellaneous clerical workers
 395 Not specified clerical workers

CRAFTSMEN AND KINDRED WORKERS

401 Automobile accessories installers
 402 Bakers
 403 Blacksmiths
 404 Boilermakers
 405 Bookbinders
 410 Brickmasons and stonemasons
 411 Brickmasons and stonemasons, apprentices
 412 Bulldozer operators
 413 Cabinetmakers
 415 Carpenters
 416 Carpenter apprentices
 420 Carpet installers
 421 Cement and concrete finishers

422 Compositors and typesetters
 423 Printing trades apprentices, exc. pressmen
 424 Cranemen, derrickmen, and hoistmen
 425 Decorators and window dressers
 426 Dental laboratory technicians
 430 Electricians
 431 Electrician apprentices
 433 Electric power linemen and cablemen
 434 Electrotypers and stereotypers
 435 Engravers, exc. photoengravers
 436 Excavating, grading, and road machine operators;
 exc. bulldozer
 440 Floor layers, exc. tile setters
 441 Foremen, n.e.c.
 442 Forgemen and hammermen
 443 Furniture and wood finishers
 444 Furriers
 445 Glaziers
 446 Heat treaters, annealers, and temperers
 450 Inspectors, scalers, and graders; log and lumber
 452 Inspectors, n.e.c.
 453 Jewelers and watchmakers
 454 Job and die setters, metal
 455 Locomotive engineers
 456 Locomotive firemen
 461 Machinists
 462 Machinists apprentices
 Mechanics and repairmen
 Air conditioning, heating, and refrigeration
 Aircraft
 Automobile body repairmen
 Automobile mechanics
 Automobile mechanic apprentices
 Data processing machine repairmen
 Farm implement
 Heavy equipment mechanics, incl. diesel
 Household appliance and accessory installers
 and mechanics
 Loom fixers
 Office machine
 Radio and television
 Railroad and car shop
 Mechanic, exc. auto, apprentices
 Miscellaneous mechanics and repairmen
 Not specified mechanics and repairmen
 501 Millers; grain, flour, and feed
 502 Millwrights
 503 Molders, metal
 504 Molder apprentices
 505 Motion picture projectionists
 506 Opticians and lens grinders and polishers
 510 Painters, construction and maintenance
 511 Painter apprentices
 512 Paperhangers

514 Pattern and model makers, exc. paper
 515 Photoengravers and lithographers
 516 Piano and organ tuners and repairmen
 520 Plasters
 521 Plasterer apprentices
 522 Plumbers and pipe fitters
 523 Plumber and pipe fitter apprentices
 525 Power station operators
 530 Pressmen and plate printers, printing
 531 Pressman apprentices
 533 Rollers and finishers, metal
 534 Roofers and slaters
 535 Sheetmetal workers and tinsmiths
 536 Sheetmetal apprentices
 540 Shipfitters
 542 Shoe repairmen
 543 Sign painters and letterers
 545 Stationary engineers
 546 Stone cutters and stone carvers
 550 Structural metal craftsmen
 551 Tailors
 552 Telephone installers and repairmen
 554 Telephone linemen and splicers
 560 Tile setters
 561 Tool and die makers
 562 Tool and die maker apprentices
 563 Upholsterers
 571 Specified craft apprentices, n.e.c.
 572 Not specified apprentices
 575 Craftsmen and kindred workers, n.e.c.
 580 Former members of the Armed Forces

OPERATIVE, EXCEPT TRANSPORT

601 Asbestos and insulation workers
 602 Assemblers
 603 Blasters and powdermen
 604 Bottling and canning operatives
 605 Chainmen, rodmen, and axmen, surveying
 610 Checkers, examiners, and inspectors, manufacturing
 611 Clothing ironers and pressers
 612 Cutting operatives, n.e.c.
 613 Dressmakers and seamstresses, except factory
 614 Drillers, earth
 615 Dry wall installers and lathers
 620 Dyers
 621 Filers, polishers, sanders, and buffers
 622 Furnacemen, smeltermen, and pourers
 623 Garage workers and gas station attendants
 624 Graders and sorters, manufacturing
 625 Produce graders and packers, exc. factory and farm
 626 Heaters, metal

630 Laundry and dry cleaning operatives, n.e.c.
 631 Meat cutters and butchers, exc. manufacturing
 633 Meat cutters and butchers, manufacturing
 634 Meat wrappers, retail trade
 635 Metal platers
 636 Milliners
 640 Mine operatives, n.e.c.
 641 Mixing operative
 642 Oilers and greasers, exc. auto
 643 Packers and wrappers, exc. meat and produce
 644 Painters, manufactured articles
 645 Photographic process workers
 Precision machine operatives
 650 Drill press operatives
 651 Grinding machine operatives
 652 Lathe and milling machine operatives
 653 Precision machine operatives, n.e.c.
 656 Punch and stamping press operatives
 660 Riveters and fasteners
 661 Sailors and deckhands
 662 Sawyers
 663 Sewers and stitchers
 664 Shoemaking machine operatives
 665 Solderers
 666 Stationary firemen
 Textile operatives
 670 Carding, lapping, and combing operatives
 671 Knitters, loopers, and toppers
 672 Spinners, twistors, and winders
 673 Weavers
 674 Textile operatives, n.e.c.
 680 Welders and flame-cutters
 681 Winding operatives, n.e.c.
 690 Machine operatives, miscellaneous specified
 692 Machine operatives, not specified
 694 Miscellaneous operatives
 695 Not specified operatives

TRANSPORT EQUIPMENT OPERATIVES

701 Boatmen and canalmen
 703 Busdrivers
 704 Conductors and motormen, urban rail transit
 705 Deliverymen and routemen
 706 Fork lift and tow motor operatives
 710 Motormen; mine, factory, logging camp, etc.
 711 Parking attendants
 712 Railroad brakemen
 713 Railroad switchmen
 714 Taxicab drivers and chauffeurs
 715 Truck drivers

LABORERS, EXCEPT FARM

740	Animal caretakers, exc. farm
750	Carpenters' helpers
751	Construction laborers, exc. carpenters' helpers
752	Fishermen and oystermen
753	Freight and material handlers
754	Garbage collectors
755	Gardeners and groundskeepers, exc. farm
760	Longshoremen and stevedores
761	Lumbermen, raftsmen, and woodchoppers
762	Stockhandlers
763	Teamsters
764	Vehicle washers and equipment cleaners
770	Warehousemen, n.e.c.
780	Miscellaneous laborers
785	Not specified laborers

FARMERS AND FARM MANAGERS

801	Farmers (owners and tenants)
802	Farm managers

FARM LABORERS AND FARM FOREMEN

821	Farm foremen
822	Farm laborers, wage workers
823	Farm laborers, unpaid family workers
824	Farm service laborers, self-employed

SERVICE WORKERS, EXC. PRIVATE HOUSEHOLD

	Cleaning service workers
901	Chambermaids and maids, exc. private households
902	Cleaners and charwomen
903	Janitors and sextons
	Food service workers
910	Bartenders
911	Busboys
912	Cooks, exc. private household
913	Dishwashers
914	Food counter and fountain workers
915	Waiters
916	Food service workers, n.e.c., exc. private household
	Health service workers
921	Dental assistants
922	Health aides, exc. nursing
923	Health trainees
924	Lay midwives
925	Nursing aides, orderlies, and attendants

926	Practical nurses
	Personal service workers
931	Airline stewardesses
932	Attendants, recreation and amusement
933	Attendants, personal service, n.e.c.
934	Baggage porters and bellhops
935	Barbers
940	Boarding and lodginghouse keepers
941	Bootblacks
942	Child care workers, exc. private household
943	Elevator operators
944	Hairdressers and cosmetologists
945	Personal service apprentices
950	Housekeepers, exc. private household
952	School monitors
953	Ushers, recreation and amusement
954	Welfare service aides
	Protective service workers
960	Crossing guards and bridge tenders
961	Firemen, fire protection
962	Guards and watchmen
963	Marshals and constables
964	Policemen and detectives
965	Sheriffs and bailiffs

PRIVATE HOUSEHOLD WORKERS

980	Child care workers, private household
981	Cooks, private household
982	Housekeepers, private household
983	Laundresses, private household
984	Maids and servants, private household

APPENDIX B2

Detailed Occupation Recodes
(01-44)

<u>Detailed 2-digit Occupation</u>	<u>Recodes</u>	<u>Occ. Codes</u>	<u>IND</u>
Professional, technical, and kindred workers		(001-195)	
Engineers	01	006-023	
Physicians, dentists, and related practitioners	02	061-073	
Health workers, except practitioners	03	074-085	
Teachers, except college	04	141-145	
Engineering and science technicians	05	150-162	
Other professionals-salaried (1,2 Class of Worker)	06	All other 0xx & 1xx	
Other professionals-self-employed (3,4 Class of Workers)	07		
Managers and administrators, except farm		(201-245)	
Salaried-manufacturing (1,2 Class of Worker)	08		107-398
Salaried-other industries (1,2 Class of Worker)	09		All other ind.
Self-employed--retail trade (3,4 Class of Worker)	10		607-698
Self-employed--other industries (3,4 Class of Worker)	11		017-588,707-937
Sales workers		(260-285)	
Retail trade	12		607-698
Other	13		017-588,707-937
Clerical workers		(301-395)	
Bookkeepers	14	305	
Office machine operators: Stenographers, typists, and secretaries	15	341-355	
Other clerical workers	16	370-372,376,391	
Other clerical workers	17	All other 3xx	
Craftsmen and kindred workers		(401-575)	
Carpenters	18	415,416	
Other construction craftsmen	19	410-412,421,430 431,436,440,510- 512,520-523,534, 550,560	
Foreman (n.e.c.)	20	441	

Machinists and job setters	21	454,461,462	
Metal craftsmen, except mechanics and machinists and job setters	22	403,404,442,446, 502-504,514,533, 535,536,540,561, 562	
Mechanics--auto	23	472-474	
Mechanics, except auto	24	470,471,475-495	
All other craftsmen	25	All other 4xx & 5xx (601-695)	
Operatives except transport			
Mine workers	26		047-057
Motor vehicles and equip- ment	27		219
Other durable goods	28		107-209,227-259
Nondurable goods	29		268-398
All other	30		017-028,067-077, 407-937
Transport equipment operatives		(701-715)	
Drivers and deliverymen	31	703,705,714,715	
All other	32	701,704,706-713 (740-785)	
Nonfarm laborers			
Construction	33		067-077
Manufacturing	34		107-398
All other	35		017-057,407-937
Private household workers	36	980-984	
Service workers, except private household		(901-965)	
Cleaning service	37	901-903	
Food service	38	910-916	
Health service	39	921-926	
Personal service	40	931-954	
Protective service	41	960-965	
Farmers and farm managers	42	801-802	
Farm laborers and foremen		(821-824)	
Paid laborers and foremen	43	821,822,824	
Unpaid family laborers	44	823	

APPENDIX B3

Major Occupation Group Recodes
(01-13)

<u>Major Occupation Group</u>	<u>Recodes</u>	<u>IOCC</u>
White-collar workers		(001-395)
Professional, technical, and kindred workers	01	001-195
Managers and administrators, except farm	02	201-245
Sales workers	03	260-285
Clerical and kindred workers	04	301-395
Blue-collar workers		(401-785)
Craftsmen and kindred workers	05	401-575
Operatives, except transport	06	601-695
Transport equipment operatives	07	701-715
Nonfarm laborers	08	740-785
Service workers		(901-984)
Private household workers	09	980-984
All other service workers	10	901-965
Farm workers		(801-824)
Farm and farm managers	11	801-802
Farm laborers and foremen	12	821-824
No previous full-time work experience	13	Never Worked

APPENDIX C

Selected Tables From the Current
Population Survey, March 1982

B00010-MARCH SUPPLEMENT
DATE 072282 PAGE 1

MATRIX:00010

DD8 : DSMARCH82*3MTRANSUNITD(0)

MD8 : DSMARCH82*USER3MOUT(1)

TABLE 1 POPULATION BY AGE, RACE, SEX, ORIGIN, AND POPULATION STATUS, MARCH 19
(A) ; (B) RACE AND SEX ; (C) ; (D)

(D) : MARCH SUPPLEMENT - WEIGHTED COUNT (IN THOUSANDS)
(C) : TOTAL PERSONS

	ALL RACES			WHITE			BLACK AND OTHER			BLACK		
	TOTAL	MALE	FEMALE	TOTAL	MALE	FEMALE	TOTAL	MALE	FEMALE	TOTAL	MALE	FEMALE
TOTAL	227375	110119	117256	19467	9470	99943	32728	15415	17313	26896	12528	14368
LESS THAN 15 YEARS OLD	51189	26161	25027	41770	21419	20352	9419	4743	4676	7772	3914	3858
15+ YEARS OLD	176186	83958	92228	152877	73285	79591	23309	10672	12637	19124	8614	10511
(C) : CIVILIANS												
TOTAL	226504	109248	117256	193921	93978	99943	32583	15270	17313	26784	12416	14368
LESS THAN 15 YEARS OLD	51189	26161	25027	41770	21419	20352	9419	4743	4676	7772	3914	3858
15+ YEARS OLD	175315	83087	92228	152151	72560	79591	23164	10527	12637	19012	8502	10511
(C) : ARMED FORCES												
TOTAL	871	871	0	726	726	0	145	145	0	112	112	0
LESS THAN 15 YEARS OLD	0	0	0	0	0	0	0	0	0	0	0	0
15+ YEARS OLD	871	871	0	726	726	0	145	145	0	112	112	0
(C) : SPANISH ORIGIN												
TOTAL	14043	6876	7167	13617	6674	6943	426	202	224	273	123	150
LESS THAN 15 YEARS OLD	4531	2319	2212	4377	2238	2139	154	81	73	96	45	51
15+ YEARS OLD	9512	4557	4955	9240	4436	4804	272	121	150	177	78	99
(D) : MARCH SUPPLEMENT - UNIT COUNT (C) : TOTAL PERSONS												
TOTAL	162703	78606	84097	141196	68675	72521	21507	9931	11576	16139	7299	8840
LESS THAN 15 YEARS OLD	38723	19893	18830	32240	16649	15591	6483	3244	3239	4676	2436	2440
15+ YEARS OLD	123980	58713	65267	108956	52026	56930	15024	6687	8337	11263	4863	6400
(C) : CIVILIANS												
TOTAL	161956	77859	84097	140563	68042	72521	21393	9817	11576	16056	7216	8840
LESS THAN 15 YEARS OLD	38723	19893	18830	32240	16649	15591	6483	3244	3239	4676	2436	2440
15+ YEARS OLD	123233	57966	65267	108323	51393	56930	14910	6573	8337	11180	4780	6400
(C) : ARMED FORCES												
TOTAL	747	747	0	633	633	0	114	114	0	83	83	0
LESS THAN 15 YEARS OLD	0	0	0	0	0	0	0	0	0	0	0	0
15+ YEARS OLD	747	747	0	633	633	0	114	114	0	83	83	0
(C) : SPANISH ORIGIN												
TOTAL	16153	7876	8277	15665	7650	8015	488	256	262	278	126	152
LESS THAN 15 YEARS OLD	5226	2787	2519	5046	2614	2432	180	93	87	97	47	50
15+ YEARS OLD	10927	5089	5758	10619	5036	5583	308	133	175	181	79	102

MATRIX:00020

DOB : DSMARCH02*USER3HOUY(1)

DOB : DSMARCH02*HTRANSUNITD(0)

TABLE 2 POPULATION BY RACE, SEX, ORIGIN, AND RELATIONSHIP TO HEAD, MARCH 19
[A] : [B] HOUSEHOLD RELATIONSHIP : [C] (IN THOUSANDS)

[C] : ALL PERSONS

HH RELATIONSHIP	ALL RACES		WHITE		BLACK AND OTHER		BLACK	
	TOTAL	MALE	FEMALE	TOTAL	MALE	FEMALE	TOTAL	FEMALE
TOTAL PERSONS.	227375	110119	117256	194647	32728	15415	26896	14368
FAMILY HOUSEHOLDER	61019	49513	11506	53269	7750	4544	6413	2971
NON-FAMILY HOUSEHOLDER	22508	9457	13051	19576	2932	1388	2548	1378
SPOUSE	49630	2103	47527	45228	4602	416	3458	3092
CHILD.	78415	41454	36961	65249	13166	6823	10927	5298
OTHER RELATIVE	9477	4265	5212	6322	3155	1540	2625	1297
NONRELATIVE.	6326	3327	2998	5203	1123	705	925	333

[C] : SPANISH ORIGIN

HH RELATIONSHIP

HH RELATIONSHIP	ALL RACES		WHITE		BLACK AND OTHER		BLACK	
	TOTAL	MALE	FEMALE	TOTAL	MALE	FEMALE	TOTAL	FEMALE
TOTAL PERSONS.	14043	6876	7167	13617	426	202	273	150
FAMILY HOUSEHOLDER	3305	2436	869	3203	102	58	70	37
NON-FAMILY HOUSEHOLDER	675	371	304	646	28	20	17	3
SPOUSE	2489	120	2369	2431	57	8	38	30
CHILD.	6086	3189	2897	5901	185	95	117	61
OTHER RELATIVE	1042	506	536	1003	39	15	22	12
NONRELATIVE.	447	255	191	433	14	5	8	6

MATRIX:00030

MOB : DSMARCH02*USER3*MOU(1)

DOB : DSMARCH02*3*TRAN*UNIT(0)

TABLE 3 WEIGHED AND UNWEIGHT COUNTS OF MARCH 19
(A) WEIGHED AND UNWEIGHTED ; (B) PERSONS AND FAMILIES

	WEIGHED (IN THOUSANDS)	UNWEIGHED
TOTAL PERSONS.	227375	162703
TOTAL FAMILY HOUSEHOLDERS.	61019	43560
TOTAL UNITS.	94581	73368
INTERVIEWED UNITS (MHDS * 60).	83793	59276
HOUSEHOLDS (FAMILY & NONFAMILY HHLDRS)	83527	59114
TOTAL FAMILY RECORDS IN HOUSEHOLDS	90715	63985
TOTAL FAMILIES(HHLDR,RELATED & UNRLTD).	63267	45178
FAMILY HHLDRS WITH NO RELATED SUB.	59291	42289
FAMILY HHLDRS WITH 1+ RELATED SUBS.	1728	1271
UNRELATED SUBFAMILY.	372	288
RELATED SUBFAMILY.	1677	1330
TOTAL UNRELATED INDIVIDUALS.	27447	18807
NONFAMILY HOUSEHOLDER.	22508	15554
OTHER PERSONS LIVING WITH NO RELTYS.	4939	3253
TOTAL PERSONS IN HOUSEHOLDS.	226891	162371
CIVILIANS 15 YEARS OLD AND OVER.	174928	122986
CHILDREN LESS THAN 15 YEARS OLD.	51098	38646
ARMED FORCES MEMBERS	864	739
GROUP QUARTERS	266	162
TOTAL FAMILY RECORDS IN GROUP QUARTERS	484	332
TOTAL PERSONS	484	332
CIVILIANS 15 YEARS OLD AND OVER.	387	247
CHILDREN LESS THAN 15 YEARS OLD.	91	77
ARMED FORCES MEMBERS	6	6
NONINTERVIEWED UNITS	14788	14092
TYPE A	2851	2834
TYPE B-C	11937	11258

NOTE: The Total Family Householders indicated on line 2 is not the total number of family records but the total number of families. To determine the total number of family records, add Total Family Records in Households and Total Family Records in Group Quarters. To determine the total number of records on the file, add the total figure for family records with the figures for Total Persons and Total Units.

Total Family Records in Households	63,985
Total Family Records in Group Quarters	332
Total Family Records	<u>64,317</u>
Total Persons	162,703
Total Units	<u>73,368</u>
Total Records on File	<u>300,388</u>

MATRIX:00040

ADB : DSMARCH82*USER3HOUT(1)

DDB : DSMARCH82*3MTRANSUNITD(0)

TABLE 4 PERSONS 15+ YEARS OLD BY RACE, SEX, AND TYPE OF INCOME, MARCH 19
 (A) : [B] SOURCE OF INCOME (IN THOUSANDS)

	ALL RACES		WHITE		BLACK AND OTHER		BLACK	
	TOTAL	FEMALE	MALE	FEMALE	MALE	FEMALE	MALE	FEMALE
TOTAL	176186	92228	152877	73285	23309	19124	3614	10511
WAGE AND SALARY	161828	82139	161917	70151	19911	16288	7459	8829
NON-FARM SELF EMPLOYMENT	110190	49646	96474	53518	13715	11092	5609	5482
FARM SELF EMPLOYMENT	925	3093	9319	6424	606	397	265	132
SOCIAL SECURITY AND RR	2076	206	2015	202	61	42	40	2
SUPPLEMENTAL SECURITY	31793	18611	28337	11713	3456	3038	1253	1785
PUBLIC ASSISTANCE	3458	2412	2362	728	1097	1019	286	734
INTEREST	4718	3776	2671	612	2047	1828	246	1582
DIVIDENDS, RENTAL, OR EST/TRUSTS	95341	49587	69356	42851	5985	4001	1891	2110
VETERANS, UNEMP, AND WORKMEN COMP.	26712	12941	25638	13199	2703	679	368	311
PENSIONERS AND MILITARY RETIREMENT	14469	5061	12590	8263	1124	1568	937	631
ALIMONY AND OTHER MONEY INCOME	11331	4127	10586	6719	745	622	386	235
WITH NO INCOME	11081	7270	9516	3243	1566	1224	373	851
	14358	10089	10960	2935	3390	2664	1155	1682

DDB : DSMARCH82*3RTRAN*UNITD(0) MDB : DSMARCH82*USER3*HOUT(1) MATRIX:00050
TABLE 5 FAMILIES AND UNRELATED INDIVIDUALS 15+ BY RACE AND SEX OF HEAD AND TYPE OF INCOME, MARCH 19
IAJ : {B} SOURCE OF INCOME ; ICJ (IN THOUSANDS)

{C} : FAMILIES

	ALL RACES		WHITE		BLACK AND OTHER		BLACK	
	TOTAL	MALE	MALE	FEMALE	TOTAL	MALE	MALE	FEMALE
TOTAL	61019	49513	44968	8301	6413	4544	3442	2971
WITH INCOME	60873	49513	44916	8248	6379	4535	3438	2941
WAGE AND SALARY	59321	41523	37579	6576	5022	3945	2988	2033
NON-FARM SELF EMPLOYMENT	7568	6882	6516	616	270	367	214	56
FARM SELF EMPLOYMENT	1760	1697	1650	61	38	48	38	0
SOCIAL SECURITY AND RR	14248	11161	10247	2410	1370	914	740	630
SUPPLEMENTAL SECURITY	1600	918	683	368	502	315	199	303
PUBLIC ASSISTANCE	3567	1065	771	1283	1397	294	220	1177
INTEREST, RENTAL, OR EST/TRUSTS	39770	34543	32466	4562	1930	2077	1364	567
DIVIDENDS, UNEMP, AND WORKMEN COMP.	13865	12310	11830	1430	396	125	303	93
VETERANS, UNEMP, AND MILITARY RETIREMENT	10316	8613	7777	1260	1057	836	667	411
PENSIONS AND OTHER MONEY INCOME	7625	6727	6351	777	400	376	289	111
ALIMONY AND OTHER MONEY INCOME	7696	4664	4186	2425	882	477	342	540
WITH NO INCOME	145	61	52	41	34	9	4	31

{C} : UNRELATED INDIVIDUALS

	ALL RACES		WHITE		BLACK AND OTHER		BLACK	
	TOTAL	MALE	MALE	FEMALE	TOTAL	MALE	MALE	FEMALE
TOTAL	27714	12360	10361	13552	3277	1999	1694	1583
WITH INCOME	27155	12118	10188	13305	3150	1930	1635	1524
WAGE AND SALARY	16822	9092	7734	6829	1909	1358	1151	759
NON-FARM SELF EMPLOYMENT	1439	1017	924	384	111	92	77	34
FARM SELF EMPLOYMENT	164	123	114	37	4	3	2	2
SOCIAL SECURITY AND RR	8982	2090	1728	6270	900	362	321	579
SUPPLEMENTAL SECURITY	1412	260	189	824	379	71	65	314
PUBLIC ASSISTANCE	570	247	149	184	219	98	95	124
INTEREST, RENTAL, OR EST/TRUSTS	15513	6351	5733	8638	812	578	410	401
DIVIDENDS, RENTAL, OR EST/TRUSTS	4396	1854	1750	2435	165	107	78	86
VETERANS, UNEMP, AND WORKMEN COMP.	2808	1615	1346	1055	363	139	241	122
PENSIONS AND MILITARY RETIREMENT	2940	927	825	1910	178	104	85	93
ALIMONY AND OTHER MONEY INCOME	2193	944	781	1147	173	102	93	81
WITH NO INCOME	559	242	173	247	119	70	59	59

MATRIX:00060

HDB : DSMARCH82*USER3MOUT(1)

DOB : DSMARCH82*HTRANSUNITD(0)

TABLE 6 HOUSEHOLD AND FAMILY UNITS BY RACE, AND ORIGIN, MARCH 19
(A) : {BJ KIND OF HOUSEHOLD AND FAMILY (IN THOUSANDS)}

	TOTAL	WHITE	BLACK AND OTHER	BLACK	SPANISH ORIGIN
TOTAL HOUSEHOLDS	83527	72845	10682	8961	3980
FAMILY HOUSEHOLDER	61019	53269	7750	6413	3305
MARRIED-COUPLE	49630	45007	4623	3535	2414
OTHER FAMILY, MALE HHLD	1986	1642	343	273	142
OTHER FAMILY, FEMALE HHLD	9403	6620	2783	2605	750
NONFAMILY HOUSEHOLDER	22508	19576	2932	2548	675
MALE	9457	8069	1388	1170	371
FEMALE	13051	11507	1544	1378	304
TOTAL FAMILY HHLDRS	61391	53571	7820	6465	3744
MARRIED-COUPLE	49669	45035	4634	3538	2418
OTHER FAMILY, MALE HHLD	2009	1658	351	281	140
OTHER FAMILY, FEMALE HHLD	9712	6878	2834	2646	778
TOTAL RELATED SUBFAMILIES	1877	1209	667	586	199
MARRIED-COUPLE	625	520	105	52	103
FATHER-CHILD	113	82	31	29	9
MOTHER-CHILD	1139	607	532	505	87
TOTAL UNRELATED FAMILIES	372	302	70	52	39
MARRIED-COUPLE	39	29	11	3	4
OTHER FAMILY, MALE HHLD	23	15	8	4	6
OTHER FAMILY, FEMALE HHLD	309	250	51	41	28
NONFAMILY HHLDRS	27931	24056	3875	3339	1027
MALE	12470	10439	2031	1717	539
FEMALE	15461	13617	1845	1622	438
OTHER PERSONS LIVING WITH NO RELATIVES	5423	4480	943	791	352
MALE	3013	2370	643	547	218
FEMALE	2410	2110	301	245	134

MATRIX:00070

MDB : DSMARCH82*USER3MOUT(11)

DOB : DSMARCH82*3MTRANSUNIT(0)

TABLE 7 PERSONS 15 YEARS AND OVER BY TOTAL MONEY INCOME, RACE, AND SEX, MARCH 19
(A) : (B) (IN THOUSANDS)

TOTAL INCOME	ALL RACES		WHITE		BLACK AND OTHER		BLACK	
	MALE	FEMALE	MALE	FEMALE	MALE	FEMALE	MALE	FEMALE
TOTAL	176186	92228	152877	79591	23309	10672	19124	8614
1 TO 1999 OR LESS	14358	10089	10860	8025	3398	1335	2836	1155
2,000 TO 3,999	161828	82139	141217	71566	19911	9337	16288	7459
4,000 TO 5,999	25774	16695	22544	16625	3229	1160	2636	977
6,000 TO 7,999	9402	6589	7818	5537	1584	532	1395	458
8,000 TO 9,999	10817	7537	8832	6202	1985	650	1767	556
10,000 TO 12,499	8909	5903	7634	5124	1275	497	1095	421
12,500 TO 14,999	8199	5123	7006	4420	1193	490	995	403
15,000 TO 17,499	7271	4223	6252	3656	1019	453	844	357
17,500 TO 19,999	10363	6005	8821	5154	1542	691	1280	555
20,000 TO 24,999	8317	4526	7321	4007	1036	516	1858	420
25,000 TO 29,999	14921	7674	13022	6736	1939	1001	1573	811
30,000 TO 34,999	9966	4665	8815	4104	1150	590	935	476
35,000 TO 49,999	9813	3814	8630	3322	1183	691	941	400
50,000 TO 74,999	6798	2330	4082	2091	625	385	478	179
75,000 AND OVER	11923	2832	10873	2521	1049	739	766	224
AGGREGATE FOR MEAN	7489	1168	6878	1084	611	527	466	401
MEDIAN INCOME	4390	505	4157	3693	233	193	153	118
MEAN INCOME	4395	397	4622	375	173	151	100	82
	1782	117	1717	106	66	55	26	23
	817	39	800	39	17	17	0	0
	1915*14	1304*14	1736*14	5376*13	1790*13	1060*13	1379*13	7854*12
	8532	5458	8920	5519	6678	9068	6303	8501
	11838	7435	12237	7513	8995	11357	8469	10530

NOTE: Numbers may not agree with published data due to top coding.

MATRIX:00080

MDB : DSMARCH82*HTRANSUNITD(0)

DBB : DSMARCH82*HTRANSUNITD(0)

TABLE 6 FAMILIES AND UNRELATED INDIVIDUALS 15+ BY TOTAL MONEY INCOME, MARCH 19
(A) : (B) : (C) : (IN THOUSANDS)

(C) : FAMILIES

	ALL RACES		WHITE		BLACK AND OTHER		BLACK	
	TOTAL	MALE	MALE	FEMALE	MALE	FEMALE	MALE	FEMALE
TOTAL	61913	49513	44968	8301	7750	4544	3442	2971
NO INCOME	145	61	52	9	34	32	4	31
TOTAL	60973	49165	44999	8248	6379	4535	3438	2941
UNDER 2,500	1141	560	499	317	264	61	48	250
2,500 TO 4,999	263	93	724	755	736	199	172	564
5,000 TO 7,499	356	193	1594	902	861	337	287	499
7,500 TO 9,999	3647	2505	2201	756	604	304	285	360
10,000 TO 12,499	410	313	278	796	611	385	289	322
12,500 TO 14,999	3954	306	2710	723	449	296	243	206
15,000 TO 17,499	4024	3215	2914	607	414	301	235	179
17,500 TO 19,999	3637	2980	2664	519	382	316	253	129
20,000 TO 24,999	7667	6529	5978	933	617	551	427	190
25,000 TO 29,999	6807	6074	5517	618	525	557	424	101
30,000 TO 34,999	5236	5067	4698	411	311	369	282	149
35,000 TO 39,999	4136	3807	3518	282	256	289	214	43
40,000 TO 49,999	4964	4585	4257	326	253	327	216	37
50,000 TO 59,999	2633	2497	2361	128	92	136	85	7
60,000 TO 74,999	1805	1412	1342	63	37	69	33	4
75,000 AND OVER	1295	1199	1163	92	4	37	6	2
MEDIAN INCOME	22334	24889	25272	14499	13267	20470	19470	8487
AGGREGATE FOR MEAN	1566814	1378814	1274814	1506813	1070813	1045813	7411812	3297812
MEAN INCOME	25675	27851	28753	18152	16698	22999	21535	11896

(C) : UNRELATED INDIVIDUALS

	ALL RACES		WHITE		BLACK AND OTHER		BLACK	
	TOTAL	MALE	MALE	FEMALE	MALE	FEMALE	MALE	FEMALE
TOTAL	27714	12360	10361	13552	3801	1999	1694	1583
NO INCOME	59	22	173	267	139	69	59	59
TOTAL	27655	12118	10188	13305	3662	1930	1635	1524
UNDER 2,500	1918	820	598	849	471	223	196	215
2,500 TO 4,999	5096	1449	1098	3054	944	350	317	561
5,000 TO 7,499	4278	1530	1215	2424	640	315	282	286
7,500 TO 9,999	2869	1174	965	1668	336	209	176	110
10,000 TO 12,499	2909	1306	1067	1481	361	239	203	104
12,500 TO 14,999	2941	1933	837	974	230	146	131	66
15,000 TO 17,499	1893	961	832	861	219	128	115	67
17,500 TO 19,999	1264	633	583	580	93	60	48	27
20,000 TO 24,999	2020	1254	1132	741	148	93	65	39
25,000 TO 29,999	1284	888	786	373	125	103	75	20
30,000 TO 34,999	581	423	395	145	41	28	23	13
35,000 TO 39,999	305	215	196	84	25	19	12	6
40,000 TO 49,999	266	225	224	33	9	1	1	0
50,000 TO 59,999	120	95	90	20	5	5	4	0
60,000 TO 74,999	116	103	92	13	11	11	6	0
75,000 AND OVER	94	78	78	16	0	0	0	0
MEDIAN INCOME	9189	11858	12493	7803	6354	8009	7686	4804
AGGREGATE FOR MEAN	3310813	1823813	1618813	1355813	3365812	2031812	1656812	1109812
MEAN INCOME	11945	14754	15621	10002	8854	10261	9778	7005

NOTE: Numbers may not agree with published data due to top coding.

MATRIX:00090

MDB : DSMARCH82*USER3HOUT(1)

DOB : DSMARCH82*3NTRANSUNITD(0)

TABLE 9 WORK EXPERIENCE OF PERSONS 16 YEARS OLD AND OVER BY RACE, SEX, AND WORK EXPERIENCE

(A) : (B) WORK EXPERIENCE ; (C) (IN THOUSANDS)

(C) : ALL PERSONS

	ALL RACES		WHITE		BLACK AND OTHER		BLACK	
	TOTAL	MALE	MALE	MALE	MALE	MALE	MALE	MALE
TOTAL 16+	171666	81231	71018	10213	22531	12316	18480	8236
NO WORK EXPERIENCE	54872	16462	13603	3659	8562	5503	7260	2582
WORKED FULL-TIME	90670	44769	37815	7154	13969	6815	11211	5653
50 - 52 WEEKS	65292	31806	29732	6076	11161	5085	8927	4806
40 - 49 WEEKS	8334	4003	3757	4229	7603	3374	6059	3322
14 - 39 WEEKS	12239	6621	5714	907	1802	896	1430	714
1 - 13 WEEKS	4804	2379	2044	352	734	382	604	289
WORKED PART-TIME	26124	8961	7883	1078	2808	1730	2284	647
50 - 52 WEEKS	9133	2946	2646	300	908	608	701	199
40 - 49 WEEKS	3252	1826	1612	114	313	199	253	97
14 - 39 WEEKS	8056	2841	2513	328	821	493	665	263
1 - 13 WEEKS	5684	2149	1812	336	766	430	664	288
TOTAL 16+ WITH UNEMPLOYMENT	23182	13175	10963	2312	4242	2030	3703	1884
WORKED 50 - 52 WEEKS	1170	733	659	74	128	54	112	62
WORKED LESS THAN 50 WEEKS	19348	11260	9841	1720	3094	1374	2649	1445
NO WORK EXPERIENCE	2863	1181	763	418	1080	602	942	377

(C) : SPANISH ORIGIN

TOTAL 16+	9227	4393	4278	115	258	143	167	73	94
NO WORK EXPERIENCE	3102	788	756	31	95	63	66	21	45
WORKED FULL-TIME	6125	3605	3222	84	163	79	101	52	49
50 - 52 WEEKS	5015	3157	2776	81	144	64	89	49	39
40 - 49 WEEKS	3345	2212	2154	59	102	43	55	31	24
14 - 39 WEEKS	475	292	286	6	10	4	9	6	3
1 - 13 WEEKS	875	502	489	13	23	9	18	11	7
WORKED PART-TIME	320	1110	148	2	19	8	6	2	5
50 - 52 WEEKS	175	449	446	3	15	5	12	0	10
40 - 49 WEEKS	112	228	147	0	3	3	3	0	3
14 - 39 WEEKS	342	131	131	1	4	3	3	1	2
1 - 13 WEEKS	201	110	115	2	6	4	4	1	8
TOTAL 16+ WITH UNEMPLOYMENT	1491	891	669	22	42	19	28	15	13
WORKED 50 - 52 WEEKS	50	40	38	2	5	3	1	0	1
WORKED LESS THAN 50 WEEKS	1266	779	762	17	30	13	25	14	11
NO WORK EXPERIENCE	167	72	69	3	7	4	2	1	1

MATRIX:00100

MDB : DSMARCH82*USER3*HOUT(1)

DDB : DSMARCH82*3NTRANSUNITD(0)

TABLE 10 MOBILITY BY SEX, RACE, SPANISH ORIGIN, AND RESIDENCE - MARCH 19
 UNIVERSE: PERSONS YEAR OLD AND OVER (IN THOUSANDS)
 (A) : (B) MOBILITY

	ALL RACES			WHITE			BLACK AND OTHER			BLACK		
	TOTAL	MALE	FEMALE	TOTAL	MALE	FEMALE	TOTAL	MALE	FEMALE	TOTAL	MALE	FEMALE
TOTAL 'INTRI-REC'	227375	110119	117256	194647	94704	99943	32728	15415	17313	26896	12528	14368
NONMOVERS	185592	89257	96335	159686	77218	82468	25906	12039	13868	21482	9861	11621
MOVERS	38127	18991	19136	32036	15993	16043	6091	2998	3093	4797	2355	2442
NOT IN MIGRATION SAMPLE	3655	1871	1784	2926	1493	1432	730	378	352	617	312	305
TOTAL 'R-GENMDB'	227375	110119	117256	194647	94704	99943	32728	15415	17313	26896	12528	14368
NONMOVERS	185592	89257	96335	159686	77218	82468	25906	12039	13868	21482	9861	11621
MOVERS	38127	18991	19136	32036	15993	16043	6091	2998	3093	4797	2355	2442
NOT IN MIGRATION SAMPLE	3655	1871	1784	2926	1493	1432	730	378	352	617	312	305

APPENDIX D

Matching of March CPS Files

There are two basic limitations in linking the March CPS files across years. First, only fifty percent of the sample is included in two consecutive years. Second, the residents within the eligible housing units may have changed or appeared as noninterview records in one or both years. The result is a matched sample of considerably less than the upper limit of fifty percent. The basic procedures and variables used to link two or more March CPS files are outlined below.

1. Sample Selection.

The first step in matching year t with year $t+1$ is to select from year t those housing units with a "month in sample" value of 1 through 4, and from year $t+1$ those units with a "month in sample" value of 5 through 8. This will identify the sample subset eligible for matching. Within this subset, housing units in year t , month 1 will match only with units in year $t+1$, month 5, etc.

2. Matching Housing Units.

Using one or more variables, it is possible to uniquely identify each housing unit in each sample rotation. However, because of changes in CPS procedures, the available information for matching housing units is not always identical. Below are the variables available for matching March CPS files between 1968 and 1982.

Years: 1968-1969, 1969-1970, 1970-1971

Variables: Random Cluster Code (F6-10) and
Serial Number (F11-14)

Years: 1971-1972

Changes in CPS clustering procedures
and the accompanying change of household
identification numbers prevent matching
1971 and 1972 March CPS files.

Years: 1972-1973

The 1972 file uses 1960 random cluster
codes while the 1973 file uses 1970 random
cluster codes, thus precluding the matching
of records.

Years: 1973-1974, 1974-1975

Variables: Random Cluster Code (F7-11), Segment Number
(F12-16), and Serial Number (F217-218)

Years: 1975-1976
Variables: 1975: Random Cluster Code (F7-11), Segment Number (F12-16), and Serial Number (F217-218)
1976: Random Cluster Code (H35-39), Segment Number (H40-43), and Serial Number (H44-45)

Years: 1976-1977
Variables: 1976: Random Cluster Code (H35-39), Segment Number (H40-43), and Serial Number (H44-45)
1977: The variables were combined into a single variable identified as the Household Identification Number (H18-29)

Years: 1977-1978, 1978-1979, 1979-1980, 1980-1981, 1981-1982
Variable: Household Identification Number (H18-29)

3. Matching Households, Families, and Persons

Although the information presented above allows matching of housing units across years, it is possible that the residents of the housing unit have changed. Consequently, it is necessary to perform additional matches to insure resident comparability. The specific variables used to match residents will vary according to the needs of the project but it is more efficient to arrange the matching in a hierarchical sequence. For example, matching on sex and race should precede matching on age or household relationship. The user should carefully work through the possible changes in household structure that might result in an inappropriate rejection of a household. For example, a husband-wife family in year t that experienced a divorce and became a female headed household in year $t+1$, would fail the test for matching sex of head. Clearly, the more criteria used in matching records will result in greater accuracy, but will also increase the expense and result in fewer matches.