

ICPSR
Inter-university Consortium for
Political and Social Research

**Current Population Survey: Annual Demographic
File, 1981**

U.S. Dept. of Commerce
Bureau of the Census

ICPSR 7535

This document was previously available in paper format only. It was converted to Portable Document Format (PDF), with no editing, on the date below as part of ICPSR's electronic document conversion project, supported in part by the National Science Foundation (SBR-9617813). The document may not be completely searchable. No additional updating of this collection has been performed.

October 1999

**Current Population Survey: Annual Demographic
File, 1981**

U.S. Dept. of Commerce
Bureau of the Census

ICPSR 7535

CURRENT POPULATION SURVEY, ANNUAL DEMOGRAPHIC FILE, 1981

(ICPSR 7535)

Principal Investigator

U.S. Dept. of Commerce
Bureau of the Census

Inter-university Consortium for Political and Social Research
P.O. Box 1248
Ann Arbor, Michigan 48106

Second ICPSR Edition
February 1990

Acknowledgement of Assistance

All manuscripts utilizing data made available through the Consortium should acknowledge that fact as well as identify the original collector of the data. The ICPSR Council urges all users of the ICPSR Data facilities to follow some adaptation of this statement with the parenthesis indicating items to be filled in appropriately or deleted by the individual user.

The data (and tabulations) utilized in this (publication) were made available (in part) by the Inter-university Consortium for Political and Social Research. The data for CURRENT POPULATION SURVEY: ANNUAL DEMOGRAPHIC FILE, 1981 were originally collected by the U.S. Dept. of Commerce, Bureau of the Census. Neither the collector of the original data nor the Consortium bear any responsibility for the analyses or interpretations presented here.

In order to provide funding agencies with essential information about the use of archival resources and to facilitate the exchange of information about ICPSR participants' research activities, each user of the ICPSR data facilities is expected to send two copies of each completed manuscript or thesis abstract to the Consortium. Please indicate in the cover letter which data were used.

CURRENT POPULATION SURVEY,

MARCH 1981

TAPE

TECHNICAL DOCUMENTATION

Bureau of the Census. U.S. Dept. of Commerce;
CURRENT POPULATION SURVEY: ANNUAL DEMOGRAPHIC FILE, 1981
(ICPSR 7535)

Annual surveys of the population of the United States, conducted by the U.S. Census Bureau, have been obtained for each of the years from 1968 to 1981. These files are often referred to as the March CPS Demographic Supplements. Contained in the data files are records for families selected in the samples as well as for each person in these families. The survey for 1981 includes such characteristics as age, race, household structure, ethnicity, education, family relationships, occupation, employment history, migration and both cash and non-cash sources of income.

The data for 1981 were supplied to ICPSR by the Bureau of the Census. The file contains 333,680 records, each with a logical record length of 390 characters. Approximately 400 variables are included for each record. Class IV

CURRENT POPULATION SURVEY, MARCH 1981

TAPE

TECHNICAL DOCUMENTATION

Washington, D.C.

1981

U.S. DEPARTMENT OF COMMERCE

Malcolm Baldrige, Secretary
Joseph R. Wright, Jr., Deputy Secretary
Robert G. Dederick, Assistant Secretary for Economic Affairs

BUREAU OF THE CENSUS

Bruce Chapman, Director

BUREAU OF THE CENSUS

Bruce Chapman, Director
Daniel B. Levine, Deputy Director

DATA USER SERVICES DIVISION

Michael G. Garland, Chief
Marshall L. Turner, Jr., Assistant Chief
for User Services

ACKNOWLEDGMENTS

This documentation was prepared within the Data Access and Use Staff, under the direction of James P. Curry, Chief, and Barbara J. Aldrich, Chief of its Technical Information Section. Annette J. Ralston was the coordinator for this file assisted by Joann M. Sutton and Barbara Shugart. Other assistance was provided by Kathy Creighton and Thelma Varhach of the Current Population Surveys Branch, Demographic Surveys Division.

* * * * *

The file should be cited as follows:

Current Population Survey, March 1981 [machine-readable data file] / conducted by the Bureau of the Census for the Bureau of Labor Statistics. -- Washington: Bureau of the Census [producer and distributor], 1981.

This technical documentation should be cited as follows:

Current Population Survey, March 1981 Tape Technical Documentation / prepared by Data Access and Use Staff, Data User Services Division, Bureau of the Census. -- Washington: The Bureau, 1981.

* * * * *

- For additional information concerning the tape, contact Data User Services Division, Customer Services (Tapes), Bureau of the Census, Washington, D.C. 20233. Phone: (301) 899-7600.
- For additional information concerning the technical documentation, contact Data User Services Division, Data Access and Use Staff, Bureau of the Census, Washington, D.C. 20233. Phone: (301) 899-7667.
- For additional information concerning the subject matter of the file, contact Current Population Survey Branch, Demographic Surveys Division, Bureau of the Census, Washington, D.C. 20233. Phone: (301) 763-2773.

UPDATE INFORMATION

Additional information concerning this file may be available at a later date. If you wish to receive the documentation supplements, please fill out the following coupon and mail to:

Data User Services Division
Data Access and Use Staff
Bureau of the Census
Washington, D.C. 20233

* * * * *

Name of File: Current Population Survey, March 1981

Please send me any information which might become available later concerning the file listed.

Name:

Address:

Phone:



UNITED STATES DEPARTMENT OF COMMERCE
Bureau of the Census
Washington, D.C. 20233

Current Population Survey, March 1981

User Note No. 1

The March 1981 Current Population Survey (CPS) data file does not contain earnings data derived from questions 25A-25D which were asked of persons in one-fourth of the sample. The data are provided for the first time in the March 1982 CPS data file.

Please replace the corresponding pages in your copy of the technical documentation with the attached revised pages.

The following pages were revised: v, 13, 14, 27, 53, 54, 55, 57, 134

The following pages were deleted: 135, 136



UNITED STATES DEPARTMENT OF COMMERCE
Bureau of the Census
Washington, D.C. 20233

Current Population Survey, March 1981

User Note 2

Subject: Correction to March 1981 Current Population Survey (CPS)

There is an error on the March 1981 CPS data file which affects married couple households with female householder, spouse present. For these households, migration data for the female householder are on the spouse's record and the spouse's migration data are on the householder's record. Note that the spouse's record immediately follows the householder's record. To identify affected households, check for the following:

<u>Name</u>	<u>Position</u>	<u>Value</u>	<u>Description</u>
RELHEAD	103	1	Householder with Other Relatives
MARSTAT	107	1 or 2	Married, Civilian Spouse Present; Married, Armed Forces Spouse Present
SEX	108	2	Female

The following character positions in the person record are affected:

<u>Name</u>	<u>Position</u>	<u>Description</u>
RGENMOB	328	Migration-Residence 1980 to 1981
RMIGREG	329	Region of Residence in 1980- Migration
RUAVPLDS	330	SMSA Residence in 1980 Recode
MIGSAME	339	Living in Same House March 1980
UACPLREC	340	SMSA Residence March 1980
MTRIREC	341	Residence 1980 to Residence 1981

Data for all affected positions may be obtained as described above except for data in position 339. To obtain this information, refer to the value codes provided in position 328 and the chart below:

<u>Position</u>	<u>Value</u>	<u>Equivalent to</u>	<u>Position</u>	<u>Value</u>
339	0	Equivalent to	328	8
339	1	Equivalent to	328	1
339	2	Equivalent to	328	2, 3, 4, 5, 6, 7, 9

The following table shows the original and corrected migration tallies. Note that the impact is very slight.

	<u>Original</u>	<u>Corrected</u>
Total Population	221641	221641
Same House	183449	183442
Different House in the		
United States	36887	36887
Abroad	1305	1313
Male	107249	107249
Same House	88294	88188
Different House in the		
United States	18227	18325
Abroad	729	737
Female	114392	114392
Same House	95156	95254
Different House in the		
United States	18660	18562
Abroad	576	576



UNITED STATES DEPARTMENT OF COMMERCE
Bureau of the Census
Washington, D.C. 20233

Current Population Survey, March 1981

User Note 3

Subject: Owner/Renter Occupancy Rates

The owner/renter occupancy rates from the March CPS have diverged from rates from other sources in recent years. This problem was traced back to when the March supplement questions were removed as part of the basic CPS questionnaire and were placed on a separate questionnaire in 1979. The household tenure item was placed on the supplement questionnaire instead of the basic CPS-1. Allocation of tenure consisted of assigning "owned" when this item was blank. When the CPS-1 contained the tenure item the incidence of blanks in tenure was very low (under 100), thus assigning "owned" was justified. When this item went to a separate document, CPS-1 was used as the control questionnaire. This resulted in a large increase in the number of blanks since whenever the supplement interview was not obtained, all supplement items were allocated or assigned, including tenure. Thus, tenure should have been allocated in a more systematic fashion.

Tenure data were regenerated for the March 1982 file with missing tenure data being allocated from the closeout household. The table below shows the impact of this correction on the original 1982 data:

March 1982
(in thousands)

	<u>ADF (old)</u>	<u>ADF (new)</u>	<u>% Difference</u>
Total Households	85,527	83,527	-
Owner Occupied	56,317	54,267	-3.6%
Percent	67.4	64.8	-3.9%
Renter Occupied	27,317	29,460	+8.3%
Percent	32.6	35.2	+8.0%

At this point, there are no plans to correct this field for 1979-1981; however, it is fairly safe to assume that the percentage differences prevailed for those years also. A corrected March 1982 file is available upon request. The March 1983 file reflects the corrected tenure data.



UNITED STATES DEPARTMENT OF COMMERCE
Bureau of the Census
Washington, D.C. 20233

Current Population Survey(CPS)
March 1981

User Note No. 4

Subject: Owner/Renter Occupancy Rates

The owner/renter occupancy rates from the March CPS have diverged from rates from other sources in recent years. This problem was traced back to when the March supplement questions were removed as part of the basic CPS questionnaire and were placed on a separate questionnaire in 1979. The household tenure item was placed on the supplement questionnaire instead of the basic CPS-1. Allocation of tenure consisted of assigning "owned" when this item was blank. When the CPS-1 contained the tenure item the incidence of blanks in tenure was very low (under 100), thus assigning "owned" was justified. When this item went to a separate document, CPS-1 was used as the control questionnaire. This resulted in a large increase in the number of blanks since whenever the supplement interview was not obtained, all supplement items were allocated or assigned, including tenure. Thus, tenure should have been allocated in a more systematic fashion.

Tenure data were regenerated for the March 1982 file with missing tenure data being allocated from the closest household. The table below shows the impact of this correction on the original 1982 data:

March 1982

(in thousands)

	<u>ADF (old)</u>	<u>ADF (new)</u>	<u>% Difference</u>
Total Households	83,527	83,527	-
Owner Occupied	56,317	54,167	-3.8%
Percent	67.4	64.8	-3.9%
Renter Occupied	27,210	29,360	+7.9%
Percent	32.6	35.2	+8.0%

At this point, there are no plans to correct this field for 1979-1981; however, it is fairly safe to assume that the percentage differences prevailed for those years also. A corrected March 1982 file is available upon request. *
The March 1983 file reflects the corrected tenure data.

* NOTE: ICPSR has been distributing the corrected file since October 1985.

July 1989

TABLE OF CONTENTS

Current Population Survey, March 1981

Abstract.....	1
Overview	
CPS Sample.....	7
Relationship of Current Population Survey File to Publications.....	8
Questionnaire Coverage.....	9
File Structure.....	9
Geographic Limitations.....	13
Weights.....	13
Changes in Current Population Survey Weighting	
Change in Race Categories Used for Controlling Independent Population Estimates.....	15
March CPS Labor Force Estimates.....	15
Introduction of 1980 Decennial Census Population Controls.....	15
Impact of Processing Changes.....	16
Recent Changes In Current Population Survey Concepts	
Concepts on Families.....	19
Concepts on Individuals.....	20
Summary of Changes in Definitions and Terminology for Presentation of Household and Family Data.....	23
Glossary	
Geographic Concepts.....	25
Subject Concepts.....	27
Changes In the Data Dictionary Since 1980.....	45
Data Dictionary Index	
Household Record Index.....	49
Family Record Index.....	50
Person Record Index.....	52
How to Use the Data Dictionary.....	59
Data Dictionary.....	61
Questionnaire Facsimiles	
Facsimile of Basic Questionnaire.....	137
Facsimile of March Supplement Questionnaire.....	143

Revised August 1982

APPENDICES

Appendix A - Industry Classifications

A1 - Industry Classification (3-digit).....	159
A2 - Detailed Industry Recodes (01-51).....	167
A3 - Major Industry Recode (01-20).....	169

Appendix B - Occupation Classifications

B1 - Occupation Classification (3-digit).....	171
B2 - Detailed Occupation Recodes (01-44).....	181
B3 - Major Occupation Group Recodes (01-13).....	183

Appendix C

Selected Tables from the Current Population Survey, March 1981.....	185
--	-----

Appendix D - Matching of March CPS files.....	195
---	-----

ABSTRACT

Current Population Survey, March
1981 [machine-readable data file] /
conducted by the Bureau of the Census
for the Bureau of Labor Statistics.
-- Washington: Bureau of the Census
[producer and distributor], 1981.

TYPE OF FILE: Microdata, unit of observation is individuals,
families, and households.

UNIVERSE DESCRIPTION:

The universe is the civilian noninstitutional population of the U.S. living in housing units and male members of the Armed Forces living in civilian housing units on a military base or in a household not on a military base. A probability sample is used in selecting housing units.

SUBJECT-MATTER DESCRIPTION:

This file, also known as the Annual Demographic File, provides the usual monthly labor force data, but in addition, provides supplemental data on work experience, income, and migration. Comprehensive information is given on the employment status, occupation, and industry of persons 14 years old and over. Additional data for persons 15 years old and older are available concerning weeks worked and hours per week worked, reason not working full time, total income and income components, and residence on March 1, 1980.

This file also contains data covering seven noncash income sources: food stamps, school lunch program, employer-provided group health insurance plan, employer-provided pension plan, Medicaid, Medicare, and CHAMPUS or military health care.

Characteristics such as age, sex, race, household relationship, and Spanish origin are shown for each person in the household enumerated.

GEOGRAPHIC COVERAGE:

State of residence is uniquely identified as well as census geographic division and region. Forty-four SMSA's are also uniquely identified. Within confidentiality restrictions, data are provided for SMSA/nonSMSA, central city/noncentral city, farm/nonfarm, and SMSA size.

TECHNICAL DESCRIPTION:

FILE STRUCTURE: Hierarchical.

FILE SIZE: 333,680 logical records; record size is 390 characters.

FILE SORT SEQUENCE: State code, then SMSA rank code.

REFERENCE MATERIALS:

"Current Population Survey, March 1981 Tape Technical Documentation (this document)." This is a guide to the machine-readable data file. It has general information about the data, specific content information, and a data dictionary. One copy accompanies each file order. When ordered separately, it is available for \$5 from Data User Services Division, Customer Services (Tapes), Bureau of the Census, Washington, D.C. 20233.

RELATED PRINTED REPORTS:

Data from the March Current Population Survey are published most frequently in the Current Population Reports P-20 and P-60 series. Listed below are some of the reports which have been or will be released. Forthcoming reports will be cited in the Monthly Product Announcement (MPA) and Bureau of the Census catalog.

Current Population Reports. "Money Income and Poverty Status of Families and Persons in the United States: 1980." (Advance Report). Available from the U.S. Government Printing Office. GPO Catalog No. C3.186:P-60/127. \$3.00.

Current Population Reports. "Characteristics of Households and Persons Receiving Noncash Benefits: 1980." (Advance Report). The report is tentatively scheduled to be released in October 1981 and will be available through the U.S. Government Printing Office.

Current Population Reports. "Households and Families by Type: March 1981." (Advance Report). The report is tentatively scheduled to be released in October 1981 and will be available through the U.S. Government Printing Office.

For your convenience in ordering reports, a GPO order form is also attached.

RELATED MACHINE-READABLE DATA FILES:

A public use edition of the Current Population Survey, March file is available for each year since 1968. Some non-March data are also available from 1968 to present. For more information, request the Data Developments on the Current Population Survey.

FILE AVAILABILITY:

The file may be ordered from Data User Services Division using the following Customer Services order form. When ordering,

please refer to file number Cu CPS 81 003. This file is available with the technical options listed below at a cost of \$110 per reel.

	<u>Reels</u>	<u>Cost</u>
9 channel, 1600 bpi (EBCDIC or ASCII)	4	\$440
9 channel, 6250 bpi (EBCDIC or ASCII)	2	\$220

Customer Services Order Form	Name _____		RETURN TO Data User Services Division Customer Services Bureau of the Census Washington, D.C. 20233 (Phone: 301/899-7600)		Date _____		
	Organization _____				CHECK ONE: <input type="checkbox"/> Enclosed is check or money order, payable to "Commerce-Census" <input type="checkbox"/> Charge to Census Bureau Deposit Account No. <u>9</u>		
	Address _____						
	City, State, ZIP _____						
	Telephone: _____						
	Name of Data File, Documentation, Map (Series and Areas)		Order No.	No. of Reels	No. of Map Sheets	No. of Document Copies	Cost
* One copy of the Technical Documentation is sent at no extra charge with tape orders; additional copies are \$5.00 each.						TOTAL \$	
<div style="display: flex; justify-content: space-between;"> <div> Characteristics of Tape (Check One): <input type="checkbox"/> 9 track, 1600 bpi, EBCDIC <input type="checkbox"/> 9 track, 6250 bpi, EBCDIC <input type="checkbox"/> 9 track, 1600 bpi, ASCII <input type="checkbox"/> 9 track, 6250 bpi, ASCII </div> <div> Labeling (Check One): <input type="checkbox"/> Standard <input type="checkbox"/> Unlabeled </div> </div> <p style="text-align: center;">Other characteristics are available by special arrangement.</p>							

GPO Order Form	Mail To: Superintendent of Documents, U.S. Government Printing Office, Washington, D.C. 20402				
	Name _____ Organization _____ Address _____ City, State, ZIP _____		Credit Card Orders Total charges \$ _____ Fill in the boxes below. Credit Card No. 		
			Expiration Date Month/Year 		
			Date _____		
	GPO Catalog No. or Stock No.	Quantity Desired	Title of Publication		Amount
CUSTOMER: Make check or money order payable to Superintendent of Documents. If to be charged to Supt. of Docs. account, indicate Deposit Account No. _____					
TOTAL \$					

OVERVIEW

The Current Population Survey

The Current Population Survey (CPS) is a household sample survey conducted monthly to provide estimates of employment, unemployment, and other characteristics of the general labor force, of the population as a whole, and of various subgroups of the population. The CPS was initially designed to produce timely and reliable sample estimates of labor force data at the United States level each month. Expanding needs for additional current data by Government and other users was met by adding questions to the monthly interview.

The CPS provides a large amount of detail on the economic status and activities of the population. It is the only source of monthly estimates of total employment (farm and nonfarm, self-employed, unpaid workers, wage and salary employees), occupation of workers and industry of employment, number of workers classified by the number of hours worked, and estimates of total unemployment. Information about the number of usual hours worked and usual hourly or weekly earnings is obtained from one-quarter of the sample each month and is available beginning with January 1980. For those not in the labor force, information is available on their current desire for work, their past work experience, and their intentions for job seeking. The CPS is also a comprehensive source of information on the personal characteristics of the total population such as age, sex, race, marital and family status, veteran status, years of school completed, and Spanish origin.

The March CPS, also known as the Annual Demographic File, contains the basic monthly demographic and labor force data described above, plus additional data on work experience, income, and migration.

CPS Sample

The CPS sample is located in 629 sample areas comprising more than 1,000 counties and independent cities with coverage in every State and in the District of Columbia. This file reflects interviews for approximately 65,500 households containing about 140,000 persons. Each household is interviewed once a month for four consecutive months in one year and again for the corresponding time period one year later. This makes possible comparisons on a month-to-month and year-to-year basis.

The CPS sample is based on the civilian noninstitutional population of the United States. In March of each year supplemental data are collected for male Armed Forces members residing with their families in civilian housing units or on a military base. The Armed Forces members, however, are not asked the monthly labor force questions or the supplemental questions on work experience. In addition, the March CPS is supplemented with a sample of Spanish households identified the previous November. This results in the addition of about 2,500 households in the March CPS. The inclusion of the additional sample of Spanish households began in 1976. A more

detailed explanation of the CPS sample design is provided in The Current Population Survey: Design and Methodology (Technical Paper 40, U.S. Bureau of the Census).

For a more detailed discussion about the basic labor force data gathered on a monthly basis in the CPS survey--see the Bureau of Labor Statistics Report No. 463 or the Current Population Report P-23, No. 62 issued jointly by the Bureau of Labor Statistics and the Bureau of the Census in October, 1976, and entitled Concepts and Methods Used In Labor Statistics Derived from the Current Population Survey.

Relationship of Current Population Survey File to Publications

Each month, a significant amount of information about the labor force is published by the Bureau of Labor Statistics in Employment and Earnings reports.

As mentioned previously, the CPS also serves as a vehicle for inquiries on subjects other than employment which are periodically added to the questionnaire. Using the basic and supplemental data collected, the Bureau of the Census issues four series of publications under the general title Current Population Reports:

- P-20 Population Characteristics
- P-23 Special Studies
- P-27 Farm Population
- P-60 Consumer Income

Of particular interest to users of the March microdata file would be those reports based on information collected in March. These reports are:

- P-20 Population Profile of the United States: (Year)
- P-20 Household and Family Characteristics: March (Year)
- P-20 Marital Status and Living Arrangements: March (Year)
- P-20 Geographical Mobility (Years)
- P-20 Educational Attainment in the United States (Years)
- P-20 Persons of Spanish Origin in the
United States: March (Year)
- P-20 Households and Families by Type: March (Year)
- P-60 Money Income of Households in (Year)
in the United States
- P-60 Money Income and Poverty Status of Families
and Persons in the United States: (Year)
- P-60 Characteristics of the Population Below the
Poverty Level: (Year)

All Current Population Reports may be obtained by subscription from the U.S. Government Printing Office. Subscription packages are available as follows: Population Characteristics, Special Studies, Farm Population, and Consumer Income series (P-20, P-23, P-27, P-60) combined, \$70.00 per year; Population Estimates and Projections, Federal-State Cooperative Program for Population Estimates, and Special Censuses series (P-25, P-26, P-28) combined, \$90.00 per year. A customer interested in all reports must subscribe to both subscription packages. Single issues may be ordered separately; ordering information and prices are provided in the Bureau of the Census Catalog, in Data User News, and in the Monthly Product Announcement (MPA).

Questionnaire Coverage

Questionnaire facsimiles of the March 1981 CPS are shown on pages 137 to 157 in this documentation. CPS-1 items 19-25 shown on page 140 of this document are not asked of Armed Forces members but only of civilians 14 years old and older. This part of the questionnaire is referred to as the monthly (basic) labor force section because these questions are asked every month.

CPS-665 items 29-89 shown on pages 143 to 157 of this document are referred to as the March supplement items because these questions are asked only in households in the March CPS sample. Please note that questions 29-45 on work experience are not asked of Armed Forces members. Beginning with the March 1980 CPS, supplement data are processed for the population 15 years old and older.

Certain data items appearing on both the monthly (basic) questionnaire and the March supplement questionnaire may not have the same meaning. To avoid any misunderstandings, the user should refer to the glossary of this documentation.

File Structure

There is a household record for each household or group quarters. The household record is followed by one of three possible structures:

- A. If the household contains related persons and is not a group quarters household:
 1. The family record appears next followed by person records for members of the family who are not also members of a related subfamily. The person records would be ordered: family householder, spouse of family householder, children in the family, and other relatives of the family householder.
 2. The above records may be followed by one or more related subfamily records, each related subfamily record being followed immediately by person records for members of that related subfamily. The person records would be ordered:

reference person of the related subfamily, spouse of subfamily reference person, and children of subfamily reference person.

3. The above records may be followed by one or more unrelated subfamily records, each unrelated subfamily record being followed immediately by person records for members of that unrelated subfamily. The person records would be ordered: unrelated subfamily reference person, spouse of subfamily reference person, children of subfamily reference person, and other relatives of the subfamily reference person.
 4. The above records may be followed by one or more persons living with nonrelatives family records, each to be followed by the person record for the unrelated individual it represents. (See Figure 1.)
- B. If the household contains a householder with no relatives and is not a group quarters household:
1. The family record for the nonfamily householder is followed immediately by the person record for that nonfamily householder.
 2. These records may be followed by one or more unrelated subfamily records, each unrelated subfamily record being followed immediately by the person records for members of that unrelated subfamily.
 3. These records may be followed by one or more family records for persons living with nonrelatives, each person living with nonrelatives family record being followed immediately by the person record for that person living with nonrelatives. (See Figure 2.)
- C. If the household is a group quarters, each person is defined as a person living with nonrelatives. There will be a family record followed by a person record for each person in the group quarters.

Figure 1. Illustration of Record Sequence for Households Containing a Family.

Household Record

Family Record

Person 1 (Householder) Record

Person 2 (Spouse) Record

.

.

.

.

Person n (Family Member)

Family (Related Subfamily) Record

Person 1 (Related Subfamily Reference Person) Record

Person 2 (Spouse) Record

.

.

.

.

Person n (Related Subfamily Member) Record

Family (Unrelated Subfamily) Record

Person 1 (Unrelated Subfamily Reference Person) Record

Person 2 (Spouse) Record

.

.

.

.

Person n (Unrelated Subfamily Member) Record

Family (Persons Living With Nonrelatives) Record

Person 1 (Person Living With Nonrelatives) Record

Figure 2. Illustration of Record Sequence for Households Containing a Nonfamily Householder.

Household Record

Family (Nonfamily Householder) Record

Person (Nonfamily Householder) Record

Family (Unrelated Subfamily) Record

Person 1 (Unrelated Subfamily Reference Person) Record

Person 2 (Spouse) Record

.

.

.

.

Person n (Unrelated Subfamily Member) Record

Family (Person Living With Nonrelatives) Record

Person (Person Living With Nonrelatives) Record

Figure 3. Illustration of Record Sequence for Group Quarters.*

Household Record

Family (Persons Living With Nonrelatives) Record

Person (Person Living With Nonrelatives) Record

*NOTE: Each person in group quarters is by definition a person living with nonrelatives.

Geographic Limitations

It should be kept in mind that the sample design and methods of weighting CPS data are geared towards producing estimates for the entire Nation. In producing estimates for States, the user should be aware that the primary sampling units (PSU's) are drawn from strata which may or may not cross State lines. Consequently, the data would not be as reliable as national data, and the file may lose some of its utility in certain applications. For further discussion of such considerations, the user should consult The Current Population Survey: Design and Methodology (Technical Paper 40, U.S. Bureau of the Census).

The nature of the work done by each individual investigator using the microdata file will determine to what extent his/her requirements for precision will allow using some of the smaller geographic areas identified on the file.

Weights

For all CPS data files a single weight is prepared and used to compute the monthly labor force status estimates. However, the difference in content of the March CPS supplement requires the presentation of additional weights: a household weight, a family weight, and a March supplement weight. In this section we briefly describe the construction and use of these weights. Chapter 5 of Technical Paper 40, The Current Population Survey: Design and Methodology provides documentation of the weighting procedures for the CPS both with and without supplemental questions.

The final weight, which is the product of several adjustments, is used to produce population estimates for the various items covered in the regular monthly CPS. This weight is constructed from the basic weight for each person, which represents the probability of selection for the survey. The basic weight is adjusted for special sampling situations and failure to obtain interviews from eligible households (noninterview adjustment). A two-stage ratio estimation procedure adjusts the sample population to the known distribution of the entire population. This two-stage ratio estimation process produces factors which are applied to the basic weight (after the special weighting and noninterview adjustments are made) and results in the final weight associated with each record. In summary, the final weight is the product of: (1) the basic weight, (2) adjustments for special weighting, (3) noninterview adjustment, (4) first stage ratio adjustment factor, and (5) second stage ratio adjustment factor.

Differences in the questionnaire, sample, and data uses for the March CPS supplement result in the need for additional adjustment procedures to produce what is called the March supplement weight. The sample for the March CPS supplement is expanded to include male members of the Armed Forces who are living in civilian housing or with the family on a military base, as well as additional Spanish households which are not included in the monthly labor force estimates. The March CPS questionnaire also includes expanded

questions on marital status and household relationships which allow for the creation of family data records.

The expanded sample and the need to have a husband and wife receive the same weight has resulted in a weighting system which produces the March supplement weight. The March supplement weight should be used for tabulations of items in the March CPS file.

Finally, household and family weights are the weights assigned to the householder or reference person after all adjustments have been made.

Changes in Current Population Survey Weighting

The following describes three recent changes in the CPS weighting process which affect the March 1981 CPS supplement. As a result of these changes, caution should be used when comparing 1981 estimates with those from earlier years.

Change in Race Categories Used for Controlling Independent Population Estimates

Race categories are used in ratio-estimation of the sample estimates to known distributions. Previously, the Black and other-not-White sample estimates were separately adjusted to known totals for these two populations. Then these two groups were combined for the final adjustment in the weighting process which adjusted to independent estimates for White/not-White populations.

This file represents ratio estimates to Black and not-Black totals; moreover, a separate adjustment is not made for other-not-White. Analysis of results from the 1980 census indicated that reporting of race was not directly comparable with CPS because of different data collection procedures. As a result, it was determined that more precise estimates could be derived for Black and not-Black populations as compared to those available for White and not-White populations.

March CPS Labor Force Estimates

In previous years an adjustment was made so that certain March supplement labor force estimates would be identical to the same estimates in the regular March Employment and Earnings publication. It was felt, however, that this procedure hurt the reliability of many March supplement estimates and that users' needs for consistency between different publications were limited enough to warrant elimination of this stage of weighting. As a result, labor force estimates taken from the 1981 March CPS supplement file will not be in absolute agreement with the basic March labor force estimates.

Introduction of 1980 Decennial Census Population Controls

The ratio estimation procedure used to produce the weights carried on the March CPS file involves, in part, the adjustment of sample results to independent estimates of the population. These independent estimates are computed by updating the civilian noninstitutional population counts derived from the latest decennial census. The previously released March CPS sample results for 1972 through 1980 were adjusted to independent estimates derived from the 1970 census. The independent estimates used to control this 1981 file are based on the results of the 1980 census.

The population counts as of April 1, 1980 from the 1980 census differ substantially from the independent estimates for the same date based on the 1970 census. For example, the 1980-based estimate of the civilian noninstitutional population on April 1, 1980 was 222,420,441

compared with the 1970-based estimate for the same date of 217,400,244. Furthermore, while analysis is continuing, it is generally believed that the 1980 census reduced the undercount experienced in 1970 for the population as a whole and most notably for minority groups. As a result, differences for subpopulation groups may be disproportionately greater than that for the total population.

Impact of Processing Changes

The following table shows population groups from this file and from the March 1980 Annual Demographic File (ADF) based on both 1970 and 1980 population counts.

NOTE: Plans are being made to release a new version of the March 1980 file with 1980-based weights. This file will provide the necessary bridge data for those users requiring more detailed comparisons.

Selected Statistics for the Civilian Noninstitutional Population (Numbers in Thousands)				
	March 1981 a	March 1980 Procedures Used		Change b-c
		New1/ b	Old2/ c	
Total Population	224,425	222,271	217,245	5,026
White	192,398	191,161	187,489	3,672
Nonwhite	32,027	31,110	29,757	1,353
Black	26,348	25,914	25,357	557
Spanish	13,573	13,333	13,207	126
Total Males	108,276	107,268	104,836	2,432
Total Females	116,149	115,002	112,410	2,592

1/ Based on 1980 census estimates.

2/ Based on extrapolated 1970 census estimates.

Table 1. Selected Characteristics of All Families—Number of Families and Median Income in 1980 and 1979, by Race and Spanish Origin of Householder

(FAMILIES AS OF MARCH OF THE FOLLOWING YEAR. AN ASTERISK (*) PRECEDING PERCENT CHANGE INDICATES STATISTICALLY SIGNIFICANT CHANGE AT THE 95-PERCENT CONFIDENCE LEVEL. FOR MEANING OF SYMBOLS SEE TEXT)

CONFIDENTIAL LEVEL: FOR RELEASE OF STATISTICAL DATA ONLY											
SELECTED CHARACTERISTICS	1980			1979						PERCENT CHANGE-- MEDIAN INCOME, 1979 TO 1980 (BASED ON 1980 CENSUS POPULATION CONTROLS)	
	NUMBER (THOUS.)	MEDIAN INCOME		NUMBER (THOUS.)	MEDIAN INCOME		NUMBER (THOUS.)	MEDIAN INCOME		IN 1979 DOLLARS	IN 1980 DOLLARS
		VALUE (DOLLARS)	STANDARD ERROR (DOLLARS)		VALUE (DOLLARS)	STANDARD ERROR (DOLLARS)		VALUE (DOLLARS)	STANDARD ERROR (DOLLARS)		
ALL RACES											
ALL FAMILIES.	66 309	21 023	91	59 880	19 967	91	56 426	19 661	92	67.3	+5.3
TYPE OF RESIDENCE											
NONFARM.	58 679	21 191	92	57 868	19 678	92	56 760	19 756	93	67.5	+5.3
FARM.	1 631	15 725	787	1 082	16 281	723	1 666	16 357	719	-3.2	+19.6
INSIDE METROPOLITAN AREAS.	40 203	22 590	176	39 785	21 007	166	39 049	21 076	150	67.5	+5.3
1,000,000 OR MORE.	22 440	23 425	289	22 208	22 014	205	21 858	22 056	207	68.2	+4.7
INSIDE CENTRAL CITIES.	7 991	18 908	607	7 962	17 623	396	7 826	17 491	400	68.2	+4.4
OUTSIDE CENTRAL CITIES.	16 449	26 336	271	16 246	24 371	266	14 032	24 675	356	67.2	+5.6
UNDER 1,000,000.	17 714	21 317	221	17 577	18 822	225	17 190	19 870	225	67.5	+5.3
INSIDE CENTRAL CITIES.	7 866	19 817	274	7 627	16 511	329	7 660	16 526	336	67.1	+5.7
OUTSIDE CENTRAL CITIES.	8 948	22 393	305	9 950	21 311	278	9 530	23 146	289	67.5	+5.3
OUTSIDE METROPOLITAN AREAS.	18 069	18 069	220	17 577	18 822	166	17 190	19 870	225	68.2	+4.7

Source: Money Income and Poverty Status of Families and Persons in the United States: 1980, P-60, No. 127.

RECENT CHANGES IN CURRENT POPULATION SURVEY CONCEPTS

The concepts listed below show changes made in the household and family concepts for the March 1980 Current Population Survey (CPS) and which will apply to all subsequent March supplements to the CPS. These changes affect the definitions for total households and subfamilies (see Figures 4-6), and were instituted to correspond to the terminology and concepts for the 1980 decennial census.

Concepts on Families

Primary Family Head. Prior to 1980, the person who maintained the family was referred to as the head, and in husband-wife households, the head by definition had to be a male. The new definition permits the wife to be designated as the "householder." ^{1/}

Husband-wife. In addition to the definitional change described above, the old husband-wife designation is now referred to as a "married-couple" family.

Male Head, no wife present. Now referred to as "other family, male householder."

Female Head, no husband present. Now referred to as "other family, female householder."

Subfamilies. The term "related" was added to this concept. Related subfamilies refer to family groups within households where members are related to, but do not include, the householder or spouse of the householder. Neither the householder nor his/her spouse are included in this grouping.

Like the family households, husband-wife relationships are also referred to as "married-couple" subfamilies. However, a subfamily male-head with no wife present is called a "father-child" related subfamily while a "female head with no husband present" is called a "mother-child" related subfamily.

Secondary Families. As a corollary to the related subfamily change, secondary families are now referred to as "unrelated subfamilies." Unrelated subfamilies refer to family groups within households where no member is related to the householder.

The same types of family relationships described for related subfamilies also apply to unrelated subfamilies with one addition (e.g., married-couple, father-child, mother-child unrelated subfamilies and "other unrelated subfamilies"--see Figure 4).

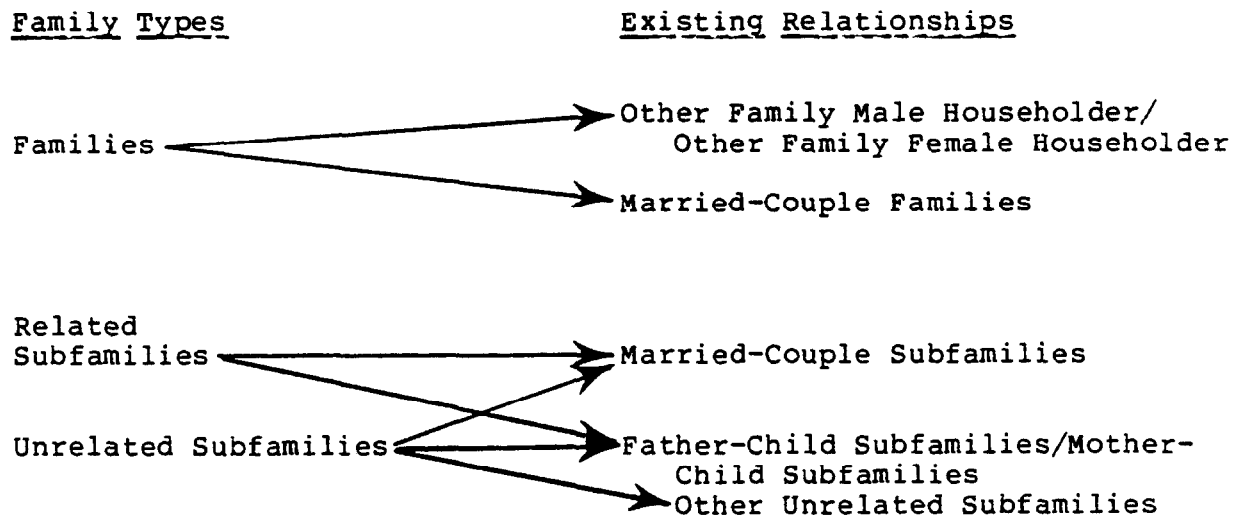
^{1/}This change in definition for husband-wife households, however, may have a slight impact on the generation of family tables which are traditionally tallied by the characteristics of the head.

Total families. Data for secondary families (now unrelated subfamilies) will no longer appear in the total families category. Therefore, the term "family" is now synonymous with the term "primary family." This usage is consistent with the family concept used in the 1980 census.

Adults. In defining adults, the age limit has been raised from 14 to 15 years old. Therefore, supplemental data for adults are only available for the 15+ population. (Basic labor force data, however, are still available for 14 year olds.

FIGURE 4

Concepts Affecting Families



Concepts on Individuals

Head of Household, Spouse and Child. A variety of concepts have been used to identify related individuals. These include: head of household, spouse, and child. Both the head of household and spouse concepts have changed as shown in Figure 5. In related and unrelated subfamilies, the head is now referred to as the "reference person."

Primary Individual. Although everyone is or has been part of a family, many people do not live in a family setting. A primary individual, for example, is a person who lives alone or with nonrelatives. For 1980 and beyond, this person will be referred to as a "nonfamily householder" as shown in Figure 6.

Secondary Individual. This concept, like "primary individual," refers to unrelated individuals in a household. For 1980 and beyond, it will be referred to as "other person living with no relatives" as shown in Figure 6.

FIGURE 5

Major Changes in Concepts Affecting Related Individuals

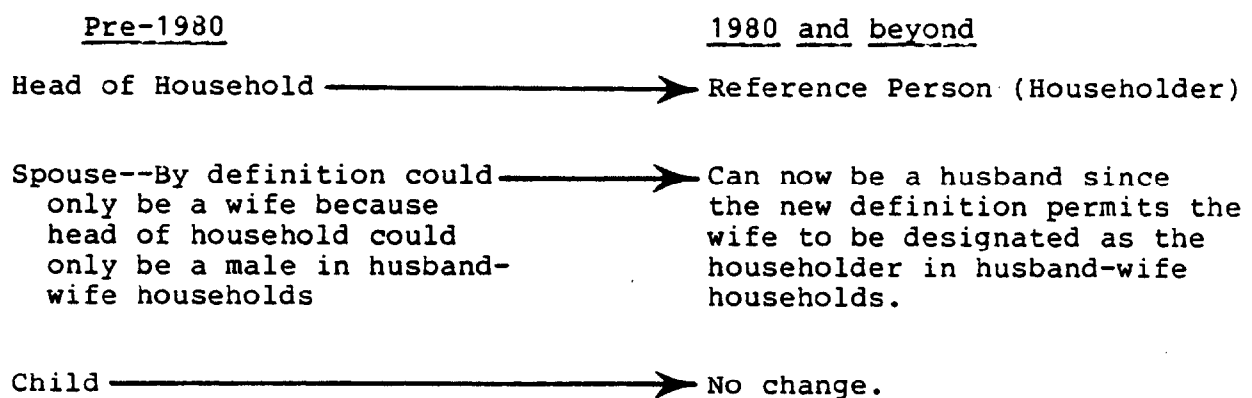
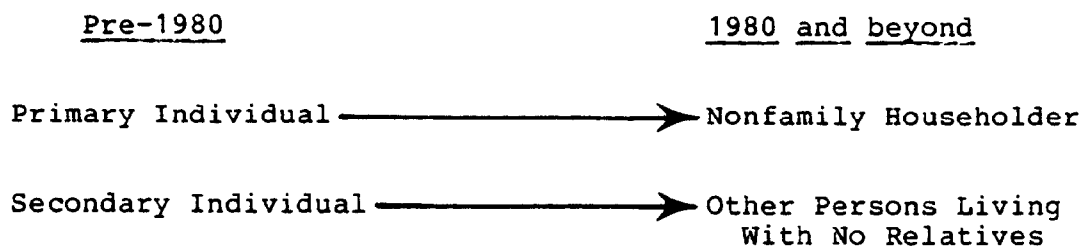


FIGURE 6

Major Changes in Concepts Affecting Unrelated Individuals



SUMMARY OF CHANGES IN DEFINITIONS AND TERMINOLOGY FOR
PRESENTATION OF HOUSEHOLD AND FAMILY DATA

- I. General definitional change. The secondary family component of "total families" will be excluded from the total families universe, thus, making the term "family" synonymous with the term "primary" family and consistent with the decennial-census family concept. Secondary families will continue to be recognized in the CPS and their characteristics will be tabulated separately. These secondary family data will be shown on a limited basis and will be referred to as unrelated subfamily data (see sections IV and V below).

II. Household Relationships

Categories: 1980 and beyond

Total population
In households
Family householder
Married, spouse* present
Other
Spouse* of householder
In related subfamilies
Married, spouse* present
Child of householder
Parent, no spouse present
Child of householder
Child
Child of householder, not in related subfamilies
Other relatives, not in related subfamilies
In unrelated subfamilies
Reference person
Married, spouse* present
Other
Spouse* of reference person
Other in unrelated subfamily
Other in unrelated subfamily
Nonfamily householder
Other persons living with no relatives
In group quarters

Categories: Pre-1980

Total population
In households
Head of primary family
Married, spouse** present
Other
Spouse** of primary family head
In subfamilies
Married, spouse** present
Child of primary family head
Other subfamily head
Child of primary family head
Child of subfamily head
Child of primary family head, not in subfamilies
Other relatives not in subfamilies
In secondary families
Head of family
Married, spouse** present
Other
Spouse** of family head
Child of family head
Others in secondary families
Primary individual
Secondary individual in households
In group quarters

*Indicates husband or wife as appropriate when data are shown by sex.
**By definition, can only be a wife.

III. Households by type

Categories: 1980 and beyond

Total households
Family households
Married-couple family
Other family, male householder
Other family, female householder
Nonfamily households
Male householder
Female householder

Categories: Pre-1980

Total households
Primary families
Husband-wife
Male head, no wife present
Female head, no husband present
Primary individuals
Male
Female

IV. Related subfamilies. Defined as nuclear family groups within households where members are related to, but do not include, the householder or spouse of householder (formerly called "subfamilies").

Categories: 1980 and beyond

Total related subfamilies
Married-couple
Mother-child
Father-child

Categories: Pre-1980

Total subfamilies
Husband-wife
Female head, no husband present
Male head, no wife present

V. Unrelated subfamilies. Defined as family groups within households where members are not related to the householder (formerly called "secondary families").

Categories: 1980 and beyond

Total unrelated subfamilies
Married-couple
Mother-child
Father-child
Other

Categories: Pre-1980

Total secondary families
Husband-wife
Female head, no husband present
Male head, no wife present

GLOSSARY

CURRENT POPULATION SURVEY, MARCH 1981

Geographic Concepts

Geographic Division - An area composed of contiguous States, with Alaska and Hawaii also included in one of the divisions. (A State is one of the 51 major political units in the United States.) The nine geographic divisions have been largely unchanged for the presentation of summary statistics since the 1910 census.

There are four regions: Northeast, North Central, West, and South. The nine geographic divisions within the four regions are presented below:

NORTHEAST REGION

New England Division

Connecticut
Maine
Massachusetts
New Hampshire
Rhode Island
Vermont

Middle Atlantic Division

New Jersey
New York
Pennsylvania

NORTH CENTRAL REGION

East North Central Division

Illinois
Indiana
Michigan
Ohio
Wisconsin

West North Central Division

Iowa
Kansas
Minnesota
Missouri
Nebraska
North Dakota
South Dakota

WEST REGION

Mountain Division

Arizona
Colorado
Idaho
Montana
Nevada
New Mexico
Utah
Wyoming

Pacific Division

Alaska
California
Hawaii
Oregon
Washington

SOUTH REGION

East South Central Division

Alabama
Kentucky
Mississippi
Tennessee

West South Central Division

Arkansas
Louisiana
Oklahoma
Texas

South Atlantic Division

Delaware
District of Columbia
Florida
Georgia
Maryland
North Carolina
South Carolina
Virginia
West Virginia

GLOSSARY

CURRENT POPULATION SURVEY, MARCH 1981

Subject Concepts

Age. Age classification is based on the age of the person at his/her last birthday. The adult universe (i.e., population of marriageable age) is comprised of persons 15 years old and over. Prior to 1980 the adult universe was 14 years old and over.

Annuities. (See Income.)

Armed Forces. Armed Forces members enumerated in off-base housing or on base with their families are included on the CPS data file in March only. Only supplemental data on income are included for Armed Forces members.

Basic Weight. The constant weight assigned to the sample (inverse of the sampling fraction) which is adjusted to produce the final weight.

Civilian Labor Force. (See Labor Force.)

Class of Worker. This refers to the broad classification of the person's employer. On the March file, these broad classifications for current jobs are: private, government, self-employed, without pay, and never worked. Private and government workers are considered "wage and salary workers;" this classification scheme includes self-employed, incorporated persons in with "private" workers. For the longest job held last year, this class of worker scheme includes private; government by level-Federal, State, and local; self-employed, incorporated; self-employed on farm; and without pay. The wage and salary category for longest job held includes private, government (all levels), and self-employed, incorporated.

Dividends. (See Income.)

Duration of Unemployment. Duration of unemployment represents the length of time (through the current survey week) during which persons classified as unemployed are continuously looking for work. For persons on layoff, duration of unemployment represents the number of full weeks since the termination of their most recent employment. A period of two weeks or more during which a person is employed or ceased looking for work is considered to break the continuity of the present period of seeking work. Average duration is an arithmetic mean computed from a distribution by single weeks of unemployment.

Earnings. (See Income.)

Revised August 1982

Education. (See Years of School Completed.)

Employed. (See Labor Force.)

ESR (Employment Status Recode). This classification is available for each civilian 14 years old and over according to his/her responses to the monthly (basic) labor force items in March.

Family. A family is a group of two persons or more (one of whom is the householder) residing together and related by birth, marriage, or adoption. All such persons (including related subfamily members) are considered as members of one family. Beginning with the 1980 CPS, unrelated subfamilies (referred to in the past as secondary families) are no longer included in the count of families, nor are the members of unrelated subfamilies included in the count of family members.

Family Household. A family household is a household maintained by a family (as defined above), and may include among the household members any unrelated persons (unrelated subfamily members and/or secondary individuals) who may be residing there. The number of family households is equal to the number of families. The count of family household members differs from the count of family members, however, in that the family household members include all persons living in the household, whereas family members include only the householder and his/her relatives. (See the definition of Family).

Family Weight. The weight on the family record is the March supplement weight of the householder or reference person.

Farm Self-Employment Net Income. The term is defined as net money income (gross receipts minus operating expenses) from the operation of a farm by a person on his own account, as an owner, as a renter, or as a sharecropper. Gross receipts include the value of all products sold, government crop loans, money received from the rental of farm equipment to others, and incidental receipts from the sale of wood, sand, gravel, etc.

Operating expenses include cost of feed, fertilizer, seed, and other farming supplies, cash wages paid to farmhands, depreciation charges, cash rent, interest on farm mortgages, farm building repairs, farm taxes (not State and Federal income taxes), etc. The value of fuel, food, or other farm products used for household living is not included as part of net income. Inventory changes are considered in determining net income only when they are accounted for in replies based on income tax returns or other official records which reflect inventory changes.

Final Weight. Used in tabulating monthly labor force items.

Food Stamps. The Food Stamp Act of 1977 was enacted for the purpose of increasing the food purchasing power of eligible households through the use of coupons to purchase food. The Food and Nutrition Service of the U.S. Department of Agriculture (USDA) administers the Food Stamp Program through State and local welfare offices. The Food

Stamp Program is the major national income support program which provides benefits to all low-income and low-resource households regardless of household characteristics (e.g., sex, age, disability, etc.). The questions on participation in the Food Stamp Program in the March 1981 CPS were designed to identify households in which one or more of the current members received food stamps during 1980. Once a food stamp household was identified, a question was asked to determine the number of current household members covered by food stamps during 1980. Questions were also asked about the number of months food stamps were received during 1980 and the total face value of all food stamps received during that period.

Full-Time Worker. Persons on full-time schedules include persons working 35 hours or more, persons who worked 1-34 hours for noneconomic reasons (e.g., illness) and usually work full-time, and persons "with a job but not at work" who usually work full-time.

Group Health Insurance Coverage. Civilian persons 15 years old and over who worked in 1980 and who participated in group health insurance plans provided by the employer or union were asked whether part or all of the health insurance premiums were paid for by the union or employer and the extent of persons covered.

Group Quarters. Group quarters are noninstitutional living arrangements for groups not living in conventional housing units or groups living in housing units containing five or more persons unrelated to the person in charge.

Head Versus Householder. Beginning with the March 1980 CPS, the Bureau of the Census discontinued the use of the terms "head of household" and "head of family." Instead, the terms "householder" and "family householder" are used.

Highest Grade of School Attended. (See Years of School Completed.)

Hours of Work. Hours of work statistics relate to the actual number of hours worked during the survey week. For example, a person who normally works 40 hours a week but who is off on the Veterans Day holiday is reported as working 32 hours even though he is paid for the holiday.

For persons working in more than one job, the figures relate to the number of hours worked in all jobs during the week. However, all the hours are credited to the major job.

Household. A household consists of all the persons who occupy a house, an apartment, or other group of rooms, or a room, which constitutes a housing unit. A group of rooms or a single room is regarded as a housing unit when it is occupied as separate living quarters; that is, when the occupants do not live and eat with any other person in the structure, and when there is direct access from the outside or through a common hall. The count of households excludes persons living in group quarters, such as rooming houses, military barracks, and institutions. Inmates of institutions (mental

hospitals, rest homes, correctional institutions, etc.) are not included in the survey.

Household Weight. Household weight is the March Supplement weight of the householder.

Householder. The householder refers to the person (or one of the persons) in whose name the housing unit is owned or rented (maintained) or, if there is no such person, any adult member, excluding roomers, boarders, or paid employees. If the house is owned or rented jointly by a married couple, the householder may be either the husband or the wife. The person designated as the householder is the "reference person" to whom the relationship of all other householder members, if any, is recorded.

Householder With No Other Relatives in Household. A householder who has no relatives living in the household. This is the entry for a person living alone. Another example is the designated householder of an apartment shared by two or more unrelated individuals.

Householder With Other Relatives (Including Spouse) in Household. The person designated as householder if he/she has one or more relatives (including spouse) living in the household.

Husband in Armed Forces. When a woman is reported as married out her husband is not enumerated as a member of the same household, an additional question is asked to determine whether her husband is in the Armed Forces. This additional probe is unique to the March CPS only. Women who are reported as separated are not asked the additional question.

Income. For each person in the sample who is 15 years old and over, questions are asked on the amount of money income received in the preceding calendar year from each of the following sources: (1) Money wages or salary; (2) net income from nonfarm self-employment; (3) net income from farm self-employment; (4) Social Security or railroad retirement; (5) Supplemental Security income; (6) public assistance or welfare payments; (7) interest (on savings or bonds); (8) dividends, income from estates or trusts, or net rental income; (9) veterans payment or unemployment and workmen's compensation; (10) private pensions or government employee pensions; (11) alimony or child support, regular contributions from persons not living in the household, and other periodic income.

When an indefinite amount is reported by the respondent, a specific value is assigned whenever possible. If the indefinite amount is reported in terms of a range, the midpoint of the range is assigned (i.e., \$10,000 to \$15,000 is coded as \$12,500). Open-ended amounts are converted to designated specific amounts; e.g., over \$10,000 may be coded as \$15,000.

Although income statistics refer to receipts during the preceding year, the characteristics of the person such as age, labor force status, etc., and the composition of households refer to the time of

the survey. The income of the household does not include amounts received by persons who are members of the household during all or part of the income year if these persons no longer resided with the household at the time of enumeration. On the other hand, household income includes amounts reported by persons who did not reside with the household during the income year but who were members of the household at the time of enumeration.

Data on consumer income collected in the CPS by the Bureau of the Census cover money income received (exclusive of certain money receipts such as capital gains) before payments for personal income taxes, Social Security, union dues, Medicare deductions, etc. Therefore, money income does not reflect the fact that some households receive part of their income in the form of nonmoney transfers such as food stamps, health benefits, and subsidized housing; that many farm households receive nonmoney income in the form of rent free housing and goods produced and consumed on the farm; or that nonmoney incomes are also received by some nonfarm residents which often take the form of the use of business transportation and facilities, or full or partial contributions for retirement programs, medical and educational expenses, etc. These elements should be considered when comparing income levels. Moreover, readers should be aware that for many different reasons there is a tendency in household surveys for respondents to under report their income. From an analysis of independently derived income estimates, it has been determined that wages and salaries tend to be much better reported than such income types as public assistance, Social Security, and net income from interest, dividends, rents, etc.

Income Sources - Wages and Salary. Money wages or salary is defined as total money earnings received for work performed as an employee during the income year. It includes wages, salary, Armed Forces pay, commissions, tips, piece-rate payments, and cash bonuses earned, before deductions are made for taxes, bonds, pensions, union dues, etc.

Income Sources - Nonfarm Self-Employment. Net income from nonfarm self-employment is net money income (gross receipts minus expenses) from one's own business, professional enterprise, or partnership. Gross receipts include the value of all goods sold and services rendered. Expenses include costs of goods purchased, rent, heat, light, power, depreciation charges, wages and salaries paid, business taxes (not personal income taxes), etc. In general, inventory changes are considered in determining net income since replies are based on income tax returns or other official records and records reflect inventory changes. However, when values of inventory changes are not reported, net income figures exclusive of inventory changes are accepted. The value of saleable merchandise consumed by the proprietors of retail stores is not included as part of net income.

Income Sources - Farm Self-Employment. Net income from farm self-employment is net money income (gross receipts minus operating expenses) from the operation of a farm by a person on his own

account, as an owner, as a renter, or as a sharecropper. Gross receipts include the value of all products sold, government crop loans, money received from the rental of farm equipment to others, and incidental receipts from the sale of wood, sand, gravel, etc. Operating expenses include cost of feed, fertilizer, seed, and other farming supplies, cash wages paid to farm hands, depreciation charges, cash rent, interest on farm mortgages, farm building repairs, farm taxes (not State and Federal income taxes), etc. The value of fuel, food, or other farm products used for family living is not included as part of net income. In general, inventory changes are considered in determining net income only when they are accounted for in replies based on income tax returns or other official records which reflect inventory changes; otherwise, inventory changes are not taken into account.

Income Sources - Social Security. Social Security includes Social Security pensions and survivors' benefits, and permanent disability insurance payments made by the Social Security Administration prior to deductions for medical insurance and railroad retirement insurance checks from the U.S. Government. "Medicare" reimbursements are not included.

Income Sources - Supplemental Security Income. Supplemental Security Income includes payments made by Federal, State, and local welfare agencies to low income persons who are (1) aged (65 years old and over), (2) blind, or (3) disabled.

Income Sources - Public Assistance. Public assistance or welfare payments include public assistance payments such as aid to families with dependent children and general assistance.

Income Sources - Interest and Dividends. Interest, dividends, income from estates or trusts, net rental income or royalties include dividends from stockholdings or membership in associations, interest on savings or bonds, periodic receipts from estates or trust funds, net income from rental of a house, store, or other property to others, receipts from boarders or lodgers, and net royalties.

Income Sources - Unemployment Compensation, Worker's Compensation and Veterans' Payments. Unemployment compensation, veterans' payments, or worker's compensation includes: (1) Unemployment compensation received from government unemployment insurance agencies or private companies during periods of unemployment and any strike benefits received from union funds; (2) money paid periodically by the Veterans Administration to disabled members of the Armed Forces or to survivors of deceased veterans, subsistence allowances paid to veterans for education and on-the-job training, as well as so-called "refunds" paid to ex-servicemen as GI insurance premiums; and (3) worker's compensation received periodically from public or private insurance companies for injuries incurred at work. The cost of this insurance must have been paid by the employer and not by the person.

Income Sources - Private and Government Pensions and Annuities. Many employers and unions have established pension programs for their

employees so that upon retirement, the employee will receive regular income to replace his/her earnings. Many of these programs also provide income to the employee if he/she becomes severely disabled, or to his/her survivors if the employee dies. Other types of retirement income include annuities and paid up life insurance policies. Some people purchase annuities which yield a set amount over a certain number of years. Other people may convert their paid up life insurance policy into an annuity after they retire.

Income Sources - Alimony and Child Support. Alimony is money received periodically from a former spouse following a divorce or separation. Child support is money received from a former spouse for the support of their children following a divorce or legal separation. Money received from relatives or friends other than the former husband or wife is not considered as child support.

Receipts Not Counted As Income. Receipts from the following sources are not included as income: (1) Money received from the sale of property, such as stocks, bonds, a house, or a car (unless the person is engaged in the business of selling such property, in which case the net proceeds is counted as income from self-employment); (2) withdrawals of bank deposits; (3) money borrowed; (4) tax refunds; (5) gifts; and (6) lump-sum inheritances of insurance payments.

Industry, Occupation, and Class of Worker - Current Job (basic data). For the employed, current job is the job held in the reference week (the week before the survey). Persons with two or more jobs are classified in the job at which they worked the most hours during the reference week. The unemployed are classified according to their latest full-time civilian job lasting two or more weeks or by the job (either full-time or part-time) from which they are laid off. The I & O questions are also asked of persons not in the labor force who are in the fourth and eighth month in sample and who have worked in the last five years. The occupation/industry classification system for the 1970 Census of Population has been used to code March CPS data since 1971. For detailed information on I & O of multiple job holders see the May supplement to the CPS.

Industry, Occupation, and Class of Worker - Longest Job (supplement data). Longest job applies to the job held longest during the preceding year for persons who worked that year, without regard to their current employment status.

Subject	Current or Most Recent Full-Time Job	Longest Job Last Year (Work Experience)
---------	---	---

Industry	3-digit detailed	P 49-51	P 151-153
	2-digit detailed	P 52-53	P 322-323
	(Recode)		
	Major Group recode	N/A	P 316-317
Occupation	3-digit detailed	P 56-58	P 154-156
	2-digit detailed	P 54-55	P 318-319
	(Recode)		
	Major Group recode	N/A	P 320-321
Class of Worker		P 59	P 314

Job Seekers. All unemployed persons who made specific efforts to find a job sometime during the 4-week period preceding the survey week.

Keeping House. Persons are classified as keeping house if they engage in own housework. This is one of the "not in labor force" classifications--employment status recode (ESR)= 4.

Labor Force. Persons are classified as in the labor force if they are employed, unemployed, or in the Armed Forces during the survey week. The "civilian labor force" includes all civilians classified as employed or unemployed. The file includes labor force data for civilians age 14 and over. However, the official definition of the civilian labor force is age 16 and over.

1. Employed. Employed persons comprise (1) all civilians who, during the survey week, do any work at all as paid employees or in their own business or profession, or on their own farm, or who work 15 hours or more as unpaid workers on a farm in a business operated by a member of the family, and (2) all those who have jobs but who are not working because of illness, bad weather, vacation, or labor-management dispute, or because they are taking time off for personal reasons, whether or not they are seeking other jobs. These persons would have an Employment Status Recode (ESR) of 1 or 2 respectively in character 12 of the person record which designates "at work" and "with a job, but not at work." Each employed person is counted only once. Those persons who held more than one job are counted in the job at which they worked the greatest number of hours during the survey week. If they worked an equal number of

hours at more than one job, they are counted at the job they held the longest.

2. Unemployed. Unemployed persons are those civilians who, during the survey week, have no employment but are available for work, and (1) have engaged in any specific job seeking activity within the past 4 weeks, such as registering at a public or private employment office, meeting with prospective employers, checking with friends or relatives, placing or answering advertisements, writing letters of application, or being on a union or professional register; (2) are waiting to be called back to a job from which they had been laid off; or (3) are waiting to report to a new wage or salary job within 30 days. These persons would have an ESR code of 3 in character 12 of the person record. The unemployed includes job leavers, job losers, new job entrants, and job reentrants.
 - a. Job Leavers. Persons who quit or otherwise terminate their employment voluntarily and immediately begin looking for work.
 - b. Job Losers. Persons whose employment ends involuntarily, who immediately begin looking for work, and those persons who are already on layoff.
 - c. New Job Entrants. Persons who never work at a full-time job lasting two weeks or longer.
 - d. Job Reentrants. Persons who previously worked at a full-time job lasting two weeks or longer but are out of the labor force prior to beginning to look for work.
3. Not in Labor Force. All civilians 14 years old and over who are not classified as employed or unemployed. These persons are further classified by major activity: keeping house, going to school, unable to work because of long-term physical or mental illness, and other. The "other" group includes for the most part retired persons. Persons who report doing unpaid work in a family farm or business for less than 15 hours are also classified as not in the labor force.

For persons not in the labor force, data on previous work experience, intentions to seek work again, desire for a job at the time of interview, and reasons for not looking for work are asked only in those households that are in the fourth and eighth months of the sample, i.e., the "outgoing" groups, those which had been in the sample for three previous months and would not be in for the subsequent month.

These items are asked in question 24; see the questionnaire facsimile. Such persons have an ESR code of 4-7 in character 12 of the person record.

Finally, it should be noted that the unemployment rate represents the number of persons unemployed as a percent of the civilian labor force 16 years old and over. This measure can also be computed for groups within the labor force classified by sex, age, marital status, race, etc. The job loser, job leaver, reentrant, and new entrant rates are each calculated as a percent of the civilian labor force 16 years old and over; the sum of the rates for the four groups thus equals the total unemployment rate.

Layoff. A person who is unemployed but expects to be called back to a specific job. If he/she expects to be called back within 30 days, it is considered a temporary layoff; otherwise, it is an indefinite layoff.

Looking for Work. A person who is trying to get work or trying to establish a business or profession.

March Supplement Weight. March Supplement weight is on all person records and is used to produce "supplement" estimates; that is, income, work experience, migration, and family characteristic estimates. (For a description of this weight, see page 13).

Marital Status. The marital status classification identifies four major categories: single (never married), married, widowed, and divorced. These terms refer to the marital status at the time of enumeration.

The category "married" is further divided into "married, civilian spouse present," "married, Air Force spouse present," "married, spouse absent," "married, Air Force spouse absent," and "separated." A person is classified as "married, spouse present" if the husband or wife is reported as a member of the household even though he or she may be temporarily absent on business or on vacation, visiting, in a hospital, etc., at the time of the enumeration. Persons reported as

"separated" included those with legal separations, those living apart with intentions of obtaining a divorce, and other persons permanently or temporarily estranged from their spouses because of marital discord.

For the purpose of this file, the group "other marital status" includes "widowed and divorced," "separated," and "other married, spouse absent."

Medicare. The Medicare Program is designed to provide medical care for the aged and disabled. The Basic Hospital Insurance Plan (Part A) is designed to provide basic protection against hospital costs and related post-hospital services. This plan also covers many persons under 65 years old who receive Social Security or Railroad Retirement benefits based on long-term disability. Part A is financed jointly by employers and employees through Social Security payroll deductions. Qualified persons 65 years old and over who are not otherwise eligible for Part A benefits may pay premiums directly to obtain this coverage. The Medical Insurance Plan (Part B) is a voluntary plan which builds upon the hospital insurance protection provided by the basic plan. It provides insurance protection covering physicians' and surgeons' services and a variety of medical and other health services received either in hospitals or on an ambulatory basis. It is financed through monthly premium payments by each enrollee, and subsidized by Federal general revenue funds.

The Medicare question on the March 1981 CPS attempted to identify all persons 15 years old and over who were "covered" by Medicare at any time during 1980. The term "covered" means enrolled in the Medicare Program. In order to be counted, the person did not necessarily have to receive medical care paid for by Medicare.

Medicaid. The Medicaid Program is designed to provide medical assistance to needy families with dependent children, and to aged, blind, or permanently and totally disabled individuals whose incomes and resources are insufficient to meet the costs of necessary medical services. The program is administered by State agencies through grants from the Health Care Financing Administration of the Department of Health and Human Services. Funding for medical assistance payments consists of a combination of Federal, State, and in some cases, local funds.

Medicaid is a categorical program with complex eligibility rules which vary from State to State. There are two basic groups of eligible individuals: the categorically eligible and the medically needy. The major categorically eligible groups are all Aid to Families with Dependent Children (AFDC) recipients and most Supplemental Security Income (SSI) recipients. Other categorically eligible groups are (1) those who meet basic State cash assistance eligibility rules--aged, blind, disabled, needy single parents with children, and, in some States, needy unemployed parents with children, but who are not currently receiving money payments; and (2) needy persons who meet categorical eligibility standards but are institutionalized for medical reasons (e.g., low-income elderly

persons in nursing homes). However, such institutionalized persons are not included in the CPS universe and, therefore, are not reflected in these statistics.

In roughly one-half of the States, coverage is extended to the medically needy--persons meeting categorical age, sex, or disability criteria, whose money incomes and assets exceed eligibility levels for cash assistance but are not sufficient to meet the cost of medical care. In such States, qualifying income and asset levels are usually above those set for cash assistance. Families with large medical expenses relative to their incomes and assets may also meet medically needy eligibility standards in these States.

The Medicaid question on the March 1981 CPS attempted to identify all persons who were "covered" by Medicaid at any time during 1980. The term "covered" means enrolled in the Medicaid program, i.e., had a Medicaid medical assistance card, or incurred medical bills which were paid for by Medicaid. In order to be counted, the person did not have to receive medical care paid for by Medicaid.

After data collection and creation of an initial microdata file, further refinements were made to assign Medicaid coverage to children. In this procedure all children under 21 years old in families were assumed to be covered by Medicaid if either the householder or spouse reported being covered by Medicaid (this procedure was required mainly because the Medicaid coverage question was asked only for persons 15 years old and over). All adult AFDC recipients and their children, and SSI recipients living in States which legally require Medicaid coverage of all SSI recipients, were also assigned coverage.

Mobility Status. The population of the United States, 15 years old and over, is classified according to mobility status on the basis of a comparison between the place of residence of each individual at the time of the March 1981 CPS and the place of residence in March 1980.

The information on mobility status is obtained from the responses to a series of inquiries. The first of these inquiries is: "Was...living in this house 1 year ago...?" If the answer was "No," the enumerator asked, "Where did...live on March 1, 1980?" In classification, three main categories distinguish nonmovers, movers, and persons abroad.

Nonmovers are all persons who are living in the same house at the end of the period as at the beginning of the period. Movers are all persons who are living in a different house at the end of the period than at the beginning of the period. Movers from abroad include all persons, either citizens or aliens, whose place of residence is outside the United States at the beginning of the period, that is, in an outlying area under the jurisdiction of the United States or in a foreign country.

Month-In-Sample. The term is defined as the number of times a unit is interviewed. Each unit is interviewed eight times during the life of the sample. (Also see discussion of sample design.)

Never Worked. A person who has never held a full-time civilian job lasting two consecutive weeks or more.

Nonfamily Householder. A nonfamily householder (formerly called a primary individual) is a person maintaining a household while living alone or with nonrelatives only.

Nonfarm Self-employment Net Income. The term is defined as net money income (gross receipts minus expenses) from his own business, professional enterprise, or partnership. Gross receipts include the value of all goods sold and services rendered. Expenses include costs of goods purchased, rent, heat, light, power, depreciation charges, wages and salaries paid, business taxes (not personal income taxes), etc. In general, inventory charges are considered in determining records to reflect inventory changes; however, when values of inventory changes are not reported, net income figures exclusive of inventory changes are accepted. The value of salable merchandise consumed by the proprietors of retail stores is not included as part of net income.

Nonworker. A person who does not do any civilian work in the calendar year preceding the survey.

Nonrelative of Householder With No Own Relatives in Household. A nonrelative of the householder who has no relative(s) of his own in the household. This category includes such nonrelatives as a foster child, a ward, a lodger, a servant, or a hired hand, who has no relatives of his own living with him in the household.

Nonrelative of Householder With Own Relatives (Including Spouse) in Household. Any household member who is not related to the householder but has relatives of his own in the household. For example, a lodger, his spouse, and their son.

Other Relative of Householder. Any relative of the householder other than his/her spouse, or child; for example, father, mother, grandson, daughter-in-law, etc.

Own Child. A child related by blood, marriage, or adoption to the family householder.

Part-Time, Economic Reasons. The file includes slack work, material shortages, repairs to plant or equipment, start or termination of job during the week, and inability to find full-time work. (See also full-time labor force.)

Part-Time, Other Reasons. The file includes labor dispute, bad weather, own illness, vacation, demands of home housework, school, no desire for full-time work, and full-time worker only during peak season.

Part-Time Work. Persons who work between 1 and 34 hours are designated as working "part-time" in the current job held during reference week. For the March supplement a person is classified as having worked part-time during the preceding calendar year, if he worked less than 35 hours per week in a majority of the weeks in which he worked during the year. Conversely, he is classified as having worked full-time if he worked 35 hours or more per week during a majority of the weeks in which he worked.

Part-Year Work. Part-Year Work is classified as less than 50 weeks' work.

Pension Plan. The pension plan question on the March 1981 CPS attempted to identify if pension plan coverage was available through an employer or union and if the employee was included. This information was collected for civilian persons 15 years old and over who worked during 1980.

Population Coverage. The population covered includes the civilian population of the United States plus approximately 820,000 members of the Armed Forces in the United States living off post or with their families on post but excludes all other members of the Armed Forces. This file excludes inmates of institutions. The labor force and work experience data are not collected for Armed Forces members.

Poverty. In this file families and unrelated individuals are classified as being above or below the poverty level, using the poverty index adopted by a Federal Interagency Committee in 1969. This index provides a range of income cutoffs or "poverty thresholds" adjusted to take into account such factors as family size, sex, and age of the family head, the number of children, and farm-nonfarm residence. The poverty cutoffs are updated every year to reflect the changes in the Consumer Price Index. The average poverty threshold for a nonfarm family of four was \$8,414 in 1980. For a detailed explanation of the poverty definition, see Current Population Reports, Series P-60, No. 127, "Money Income and Poverty Status of Families and Persons in the United States: 1980" (Advance Report).

Public Assistance. (See Income.)

Public or Other Subsidized Housing. Participation in public housing is determined by two factors: program eligibility and the availability of housing. Income standards for initial and continuing occupancy vary by local housing authority, although the limits are constrained by Federal guidelines. Rental charges, which, in turn, define net benefits, are set by a Federal statute not to exceed 25 percent of net monthly money income. A recipient unit can either be a family of two or more related persons or an individual who is handicapped, elderly, or displaced by urban renewal or natural disaster.

There are some programs through which housing assistance is provided to low-income families and individuals living in public or privately owned dwellings. Two of the more common types of programs in which Federal, State, and local funds are used to subsidize private sector

housing are rent supplement and interest reduction plans. Under a rent supplement plan the difference between the "fair market" rent and the rent charged to the tenant is paid to the owner by a government agency. Under an interest reduction program the amount of interest paid on the mortgage by the owner is reduced so that subsequent savings can be passed along to low-income tenants in the form of lower rent charges.

There were two questions dealing with public and low cost housing on the March 1981 CPS supplement questionnaire. The first question identified residence in a housing unit owned by a public agency. The second question identified beneficiaries who were not living in public housing projects, but who were paying lower rent due to a government subsidy. These questions differed from other questions covering noncash benefits in that they established current reciprocity status in March 1981 rather than reciprocity status during 1980.

Race. The population is divided into three groups on the basis of race: White, Black, and "Other races." The last category includes Indians, Japanese, Chinese, and any other race except White and Black. In most of the published tables, "Other Races" are shown in combination with the Black population.

Receipts Not Counted as Income. Receipts from the following sources are not included as income: (1) Money received from the sale of property, such as stocks, bonds, a house, or a car (unless the person was engaged in the business of selling such property, in which case the net proceeds would be counted as income from self-employment); (2) withdrawals of bank deposits; (3) money borrowed; (4) tax refunds; (5) gifts; and (6) lump-sum inheritances or insurance payments.

Reentrants. Persons who previously worked at a full-time job lasting two weeks or longer but who are out of the labor force prior to beginning to look for work.

Related Children. Related children in a family include own children and all other children in the household who are related to the householder by birth, marriage, or adoption. For each type of family unit identified in the CPS, the count of own children under 18 years old is limited to single (never married) children; however, "own children under 25" and "own children of any age," include all children regardless of marital status. The totals include never-married children living away from home in college dormitories.

Related Subfamily. A related subfamily is a married couple with or without children, or one parent with one or more own single (never married) children under 18 years old, living in a household and related to, but not including, the householder or spouse. The most common example of a related subfamily is a young married couple sharing the home of the husband's or wife's parents. The number of related subfamilies, is not included in the number of families.

School. A person who spent most of his time during survey week attending any kind of public or private school, including trade or vocational schools in which students receive no compensation in money or kind.

School Lunches. The National School Lunch Program is designed to assist States in providing a school lunch for all children at moderate cost. The National School Lunch Act of 1946 was further amended in 1970 to provide free and reduced-price school lunches for children of needy families. The program is administered by the Food and Nutrition Service of the U.S. Department of Agriculture (USDA) through State educational agencies or through regional USDA nutrition services for nonprofit private schools. The program is funded by a combination of Federal funds and matching State funds.

All students eating lunches prepared at participating schools pay less than the total cost of the lunches. Some students pay the "full established" price for lunch (which itself is subsidized) while others pay a "reduced" price for lunch, and still others receive a "free" lunch. Program regulations require students receiving free lunches to live in households with incomes below 125 percent of the official poverty level. Those students receiving a reduced-price school lunch (10 to 20 cents per meal) live in households with incomes between 125 percent and 195 percent of the official poverty level. The data in this file, however, do not distinguish between reciprocity of free and reduced-price school lunches.

The questions on the March 1981 CPS provide a very limited amount of data for the school lunch program. Questions concerning the school lunch program were designed to identify the number of members 5 to 18 years old in households who "usually" ate a hot lunch. This defined the universe of household members usually receiving this noncash benefit. This was followed by a question to identify the number of members receiving free or reduced price lunches.

Secondary Individual. A secondary individual is a person in a household or group quarters such as a guest, roomer, boarder, or resident employee (excluding nonfamily householders and inmates of institutions) who is not related to any other person in the household or group quarters.

Self-Employed. Self-employed persons are those who work for profit or fees in their own business, profession or trade, or operate a farm.

Spanish Origin. Persons of Spanish origin in this file are determined on the basis of a question that asked for self-identification of the person's origin or descent. Respondents are asked to select their origin (or the origin of some other household member) from a "flash card" listing ethnic origins. Persons of Spanish origin, in particular, are those who indicated that their origin was Mexican-American, Chicano, Mexican, Mexicano, Puerto Rican, Cuban, Central or South American, or other Spanish.

Stretches of Unemployment. A continuous stretch is one that is not interrupted by the person getting a job or leaving the labor market to go to school, to keep house, etc. A period of two weeks or more during which a person is employed or ceased looking for work is considered to break the continuity of the period of seeking work.

Total Money Income. The term is defined as the arithmetic sum of money wages and salaries, net income from self-employment, and income other than earnings. The total income of a household is the arithmetic sum of the amounts received by all income recipients in the household.

Unable to Work. A person is classified as unable to work because of long-term physical or mental illness, lasting six months or longer.

Unemployed. (See Labor Force.)

Unemployment Compensation. (See Income.)

Unpaid Family Workers. Unpaid family workers are persons working without pay for 15 hours a week or more on a farm or in a business operated by a member of the household to whom they are related by blood or marriage.

Unrelated Individuals. Unrelated Individuals are persons of any age (other than inmates of institutions) who are not living with any relatives. An unrelated individual may be (1) a nonfamily householder living alone or with nonrelatives only, (2) a roomer, boarder, or resident employee with no relatives in the household, or (3) a group quarters member who has no relatives living with him/her. Thus, a widow who occupies her house alone or with one or more other persons not related to her, a roomer not related to anyone else in the housing unit, a maid living as a member of her employer's household but with no relatives in the household, and a resident staff member in a hospital living apart from any relatives are all examples of unrelated individuals.

Unrelated Subfamily. An unrelated subfamily is a family that does not include among its members the householder and relatives of the householder. Members of unrelated subfamilies may include persons such as guests, roomers, boarders, or resident employees and their relatives living in a household. The number of unrelated subfamily members is included in the number of household members but is not included in the count of family members.

Persons living with relatives in group quarters were formerly considered as members of families. However, the number of such unrelated subfamilies became so small (37,000 in 1967) that beginning with the data for 1968 (and beginning with the census data for 1960) the Bureau of the Census includes persons in these unrelated subfamilies in the count of secondary individuals.

Veteran Status. If a male served at any time during the four major wars of this century, the code for the most recent wartime service is entered. The following codes are used:

0. Females, children under 14
1. Vietnam era
2. Korean
3. WWI
4. WWII
5. Other Service
6. Nonveteran

Wage and Salary Workers. Wage and salary workers receive wages, salary, commission, tips, or pay in kind from a private employer or from a governmental unit.

Wages or Salary. The term is defined as the total money received for work performed as an employee during the calendar year. It includes wages, salary, Armed Forces pay, commissions, tips, piece-rate payments, and cash bonuses earned before deductions were made for taxes, bonds, pensions, union dues, etc. (See Income.)

Weeks Worked in the Income Year. Persons are classified according to the number of different weeks, during the preceding calendar year, in which they did any civilian work for pay or profit (including paid vacations and sick leave) or worked without pay on a family-operated farm or business.

Workers. (See Labor Force--Employed.)

Work Experience. Includes those persons who during the preceding calendar year did any civilian work for pay or profit or worked without pay on a family-operated farm or business at any time during the year, on a part-time or full-time basis.

Year-Round Full-Time Worker. A year-round full-time worker is one who usually worked 35 hours or more per week for 50 weeks or more during the preceding calendar year.

Years of School Completed. Data on years of school completed are derived from the combination of answers to questions concerning the highest grade of school attended by the person and whether or not that grade is finished. Educational attainment applies only to progress in "regular" school. Such schools include graded public, private, and parochial elementary and high schools (both junior and senior high), colleges, universities, and professional schools, whether day schools or night schools. Thus, regular schooling is that which may advance a person toward an elementary school certificate or high school diploma, or a college, university, or professional school degree. Schooling in other than regular schools is counted only if the credits obtained are regarded as transferable to a school in the regular school system.

CHANGES IN THE DATA DICTIONARY SINCE 1980

Changes in the March 1981 Data Dictionary are reflected below. The number preceding the description (i.e., H103) indicates the character location of the data item. The number in parentheses following each description shows the character size of the data item.

MARCH 1980 CPS DATA DICTIONARY

MARCH 1981 CPS DATA DICTIONARY

Household Record

H103
Presence of Household
Members 5-18 (1)

H103
Number of Household
Members 5-18 Never
Married Other Than
Householder (1)

H332
Fill 6 (29)

H332
Fill 7 (59)

Family Record

F332
Fill 8 (29)

F332
Fill 10 (59)

Person Record

P336
Working March 1975 (1)

P336
Working March 1980 (1)

P337
In Armed Forces March
1975 (1)

P337
In Armed Forces March
1980 (1)

P338
Attending College March
1975 (1)

P338
Attending College March
1980 (1)

P339
Living in Same House
March 1975 (1)

P339
Living in Same House
March 1980 (1)

MARCH 1980 CPS DATA DICTIONARY

MARCH 1981 CPS DATA DICTIONARY

Person Record
(Continued)

P340
SMSA Residence March
1975 (1)

P340
SMSA Residence March
1980 (1)

P341
Residence 1975 to
Residence 1980 (2)

P341
Residence 1980 to
Residence 1981 (2)

P355
Other Health Insurance (1)

P355
Fill 15 (6)

P356
Covered by Other Health
Insurance (1)

P357
Other Persons Covered by
Health Insurance (1)

P358
Fill 13 (3)

P361
Rotation Groups
Eligibility (1)

P362
Usual Hours Worked
Per Week (2)

P364
Paid Hourly (1)

P365
Hourly Earnings (4)

MARCH 1980 CPS DATA DICTIONARY

MARCH 1981 CPS DATA DICTIONARY

Person Record
(Continued)

P369
Earn Weekly Before
Deductions (3)

P372
Earnings Weight (11)

P383
Allocation Flag (1)

P384
Allocation Flag (1)

P385
Allocation Flag (1)

P386
Allocation Flag (1)

P387
Fill 16 (4)

DATA DICTIONARY INDEX

Current Population Survey, March 1981

<u>Item</u>	<u>Character</u> <u>Position</u>
<u>HOUSEHOLD RECORD INDEX</u>	
<u>Geographic Code and Size</u>	
Central City Status Code	H50
Division Code	H38
FIPS SMSA Code	H45
Modified SMSA Status Code	H49
Region Code	H37
SMSA Rank by Size	H43
SMSA Size Recode	H51
State Geographic Code	H39
State Population Size Rank	H41
<u>Household Characteristics</u>	
Farm Nonfarm Recode	H56
Household Members Age 5-18, Never Married	H103
Household Status	H69
Household Type	H13
Number of Families in This Household	H11
Number Housing Units in Structure	H34
Number of Married Couples in Household	
Excluding Householder and Spouse	H83
Number of Persons in Household Under Age 18	H70
Number of Persons in This Household	H9
Number of Persons in Household Not	
Related to Householder	H82
Public Housing Project	H61
Race of Householder (Noninterview Type A)	H30
Relationship to Householder Recode	H81
Rent Subsidy	H62
Tenure of Household	H60
Trailer Portion of Unique Household	H7
Type of Living Quarters	H58
<u>Income (Cash and Noncash)</u>	
Free or Reduced Price Lunch Received	
At School	H106,107
Hot Lunch Eaten at School	H104,105
Household Income Percent Cut 1	H84
Household Income Percent Cut 2	H85
Household Income Recode	H87
Number of Months Household Members	
Received Food Stamps	H110
Number of Persons in Household	
Covered by Food Stamps	H109
Total Household Income	H72

Value of Food Stamps Received by Household Members	H112
<u>Noninterview Reason</u>	
Noninterview Reason	H31
Weight for Noninterview Records	H33
<u>Number of Families</u> (See Household Characteristics)	
<u>Number of Married Couples</u> (See Household Characteristics)	
<u>Number of Persons</u> (See Household Characteristics)	
<u>Public Housing</u> (See Household Characteristics)	
<u>Race of Head</u> (See Household Characteristics)	
<u>Record Identification</u>	
Allocation Flag for Household Number	H57
Household Record Type	H331
Identification Number	H18
Index of Principal Person	H14
Month-In-Sample Code	H17
Sequence Number	H1
<u>SMSA</u> (See Geographic Code and Size)	
<u>Weight</u>	
Household Weight	H196
<u>FAMILY RECORD INDEX</u>	
<u>Age</u>	
Members 18 to 64 Years of Age	F148
Members 65 Years and Over	F149
Number of Children in Family 5 to 17	F166
Persons in Family Under 18	F165
Presence of Related Children by Age	F147
<u>Flags</u>	
Flag-CS (child support)	F142
Flag-DI (dividends)	F139
Flag-EA (total family earnings)	F144
Flag-FR (farm)	F134
Flag-IN (interest)	F138
Flag-OT (other)	F145
Flag-PA (public assistance)	F137
Flag-RE (rental income or royalties)	F141
Flag-SE (self-employment)	F133
Flag-SP (supplemental income)	F136

Flag-US (U.S. government sources-Social Security or Railroad Retirement)	F135
Flag-TO (total family)	F143
Flag-VP (veterans payments)	F140
Flag-WS (wages and salaries)	F132
<u>Household Characteristics</u>	
Description of Family	F146
Householder of Spanish Origin	F19
Kind of Family	F9
Number of Earners in Family	F169
Number of Family Members in Labor Force	F167
Number of Persons in Family	F11
Sex and Marital Status of Family Householder and Labor Force Status of Spouse	F168
Type of Family	F10
<u>Income of Family (Low-Income Level)</u>	
Family Income to Low Income Level	F189
Low Income (Poverty) Cutoff Dollar Amount	F181
Ratio of Family Income to Low-Income Level	F190
<u>Income</u>	
Child Support, Etc.	F97
Dividends, Etc.	F74
Farm Income	F35
Family Income Percent Cut 1	F178
Family Income Percent Cut 2	F179
Family Income Recode	F192
Interest	F66
Money Received from Social Security and Railroad Retirement	F42
Public Assistance and Welfare	F58
Retirement	F89
Self-employment Income	F28
Sources of Income	F194
Supplemental Security, Money from U.S. and State and Local Government	F50
Veterans Payment, Etc.	F81
Wages and Salaries	F20
<u>Income Reciprocity</u>	
Type A Other Income	F170
Type B Other Income	F171
Type C Other Income	F172
Type D Other Income	F173
Type E Other Income	F174
Type F Other Income	F175
Type G Other Income	F176
Type H Other Income	F177
<u>Income Total of Family</u>	
Total Family Income	F105
Total Family Earnings	F114
Total Other Family Income	F123

Labor Force (See Household Characteristics)

Marital Status

Age of Oldest Own Child, Any Marital Status	F163
Age of Youngest Own Child, Any Marital Status	F161
Own Children, Any Age, Any Marital Status	F151
Own Children Under 25, Any Marital Status	F152
Own Never Married Children Under 15	F154
Own Never Married Children Under 18	F150,153

Own Children

Own Children Under 1	F160
Own Children Under 3	F159
Own Children Under 5	F158
Own Children Under 6	F157
Own Children Under 9	F156
Own Children Under 12	F155

Record Identification

Household Record Type	F331
Family Sequence Number Within Household	F7
Index in Persons Record of Family Householder or Reference Person	F13
Index in Persons Record of Family Husband	F209
Index in Persons Record of Family Spouse or Reference Person	F15
Index in Persons Record of Family Wife	F207
Index in Persons Record of Last Member	F17
Unique Household Identifier	F1

Sex (See Household Characteristics)

Weight

Family Weight	F196
---------------	------

PERSON RECORD INDEX

Age, Marital Status, Race, and Sex

Age Recode	P306
Age Recode 1	P304
Age in Single Years	P110
Marital Status	P107
Race	P109
Sex	P108
Spanish Ethnicity	P113

Armed Forces (See Veteran Status)

Education

Attending College March 1980	P338
Completed Highest Grade Attended	P117
Highest Grade Attended	P115

Employment Characteristics

Employment Status

Class of Worker (Current Job)	P59
Class of Worker (Longest Job Last Year)	P150
Class of Worker Recode 1	P314
Class of Worker Recode 2	P315
Did Not Work Last Year	P129
Earner Recode	P313
Employment Status Recode	P12
Experienced Labor Force Status (Edited)	P13
Full-Part Time Status Recode	P14
Getting Paid for Time Off Last Week	P22
Labor Force Recode 1	P295
Labor Force Recode 2	P296
Major Activity (Last Week)	P15
Number of Employers Last Year	P138
Part-Full Time Recode	P309
Reason Work Part-Time	P149
What Was Done Most of Remaining Weeks Last Year	P145
When Last Worked For Pay	P60
When Last Worked Full-Time 2 Weeks or More	P48
Working March 1980	P336

Hours of Work

Hours Per Week Worked Last Year	P136
Hours Worked Last Week	P16
Usually Worked 35 Hours Per Week	P18
Usually Worked 35+ Hours Per Week at Job	P23
Worked Less Than 35 Hours One Week Last Year	P146
Reason Not Working 35 Hours Per Week	P19

Looking For Work

Believe No Work Available Not Looking	P31
Checked Employer Directly	P26
Checked Private Employment Agency	P25
Checked Public Employment Agency	P24
Checked With Friends or Relatives	P27
Could Not Find Any Work	P32
Did Nothing	P29
Intend to Look for Work Next Twelve Months	P63
Looking for Full-or Part-Time Work	P45
Looking for Work Last Year	P130
Looked for Work in Between Jobs	P139
Other Method Used	P30
Placed or Answered Ads	P28
Want Regular Job Now	P62
Weeks Looking All in One Stretch	P144
Weeks Looking or on Layoff	P142
Weeks Looking for Work	P43

Weeks Looking for Nonworkers in 1980	P131
Why Started Looking for Work	P42
Work Recode 1, Work Experience Weeks Looking, Nonworkers	P310
Work Recode 2, Part Year Worker Weeks Looking	P311
Work Recode 3, Part Year Worker Weeks Looking	P312
Unable to Work	
Any Reason Could Not Take Job	P46
Cannot Arrange Child Care	P36
Did Not Know	P41
Employers Think Too Young or Old	P34
Family Responsibility	P37
Ill Health or Other Physical Disability	P39
In School or Other Training	P38
Lacks Necessary Schooling	P33
Lost Full Weeks Work Due to Work Layoff	P140
Main Reason Did Not Work Last Year	P133
Other	P40
Personal Handicap	P35
Reason Could Not Take Work Last Week	P47
Why Left Job	P61
Weeks Worked	
Weeks Worked Part-Time	P147
Weeks Worked Recode	P307
Weeks Worked Last Year	P134
Why Not at Work Last Week	P21
<u>Flag</u>	
Allocation	P64,65,66,67,68,69 70,71,72,73,74,75, 76,77,78,79,80,81, 82,84,85,90
Child Support	P190
Dividend	P187
Farm Income	P182
Interest	P186
Paid Hourly	P384
Public Assistance	P185
Rental Income	P189
Self Employment	P181
State and Local Government	P184
Top Coded	P269,270,271 272,273,274,275 276,277,278,279 280,281,282
U.S. Government	P183
Veterans Payments	P188
Wages and Salaries Flag	P180

Highest Grade Completed (See Education)

Household Characteristics

Family Number	P105
Family Relationship	P106
Family Type	P104
Household Recode (1 thru 4)	P297,299,300,302
Parents Recode (Presence of Parents)	P303
Relationship to Householder	P103

Income (Non-Wages and Salaries Sources)

Alimony, Child Support, Other Income	P243
Dividends, Rentals, Trust	P227
Farm	P202
Hourly Earnings	P365 ?
Interest Amount	P222
Income Cut-off	P289
Pension	P238
Person's Income Recode	P324
Personal Income Total	P248
Public Assistance Amount	P217
Self-employment	P196
Source of Income Recode	P326
Supplemental Security	P213
Total Earnings	P255
Total Other Income	P262
U.S. Government	P208
Veterans', Unemployment, Workmen's Compensation	P233
Wages or Salaries	P191

Income Reciprocity

Aid to Dependent Children	P164
Alimony and Child Support	P177
Anything Else	P179
Dividends	P167
Estates and Trust	P169
Farm Income	P159
Federal Government Pension	P175
Interest	P166
Military Retirement	P174
Other Public Assistance	P165
Other Regular Contribution	P178
Private Pensions	P173
Railroad Retirement	P161
Rent and Royalties	P168
Self-employment	P158
Social Security	P160
State and Local Government	P163
State and Local Government Pension	P176
U.S. Government	P162
Unemployment Compensation	P171
Veterans' Payments	P170

Wage and Salary	P157
Workmen's Compensation	P172

Insurance/Pension Coverage

CHAMPUS or Military Health Care	P353,354
Group Health	P345,348
Other Persons Covered	P347
Part Paid by Employer	P346
Medicaid	P351,352
Medicare	P349,350
Pension Plan	P343,344

LABOR FORCE (See Employment Characteristics)

PERSONS

Industry

Detailed Industry Recode 4	P322
Industry (current job)	P49
Industry Code (Longest job last year)	P151
Industry Recode (current job)	P52

Occupation

Detailed Occupation Recode 3	P318
Major Occupation Recode 4	P320
Occupation Code (current job)	P56
Occupation Recode (current job)	P154
Occupation Code (Longest job last year)	P154

Record Identification

Family Membership Key	P10
Person Record Type	P331
Person Sequence Number Within Household	P7
Population Type Item 25A	P102
Principal Person Indicator	P9
Related Subfamily Membership Key	P11
Unique Household Identifier	P1

Residence

Living in Same House March 1980	
Migration	P328
Region of Residence in 1980-Migration	P329
Residence 1980 to 1981	P341
SMSA Residence in 1980 Recode	P330
SMSA Residence March 1980	P340

Race (See Age, Marital Status, Race, and Sex)

Sex (See Age, Marital Status, Race)

Unemployment (See Employment Characteristics)

Veteran Status

In Armed Forces March 1980

P337

Veteran Status

P112

Weights

Basic CPS Person Weight

P91

March Supplement Weight

P118

Revised August 1982

HOW TO USE THE DATA DICTIONARY

This computer-generated report documents the data contents and the record layout of the file. Below is a brief description of the information provided for each data item.

The first line of each data item description gives the name, size/scale, begin position, data type, and the variable label. Following those items, on subsequent lines, are any applicable notes and value codes. Each of these items is defined below.

1. Name. This is an arbitrarily assigned 8 character identifier. It may be a mnemonic such as "STATE" or "EDNUMBER", or sequential identifier such as "TAB1", "TAB2", etc.
2. Size/Scale. The size of a data item is given in characters. The scale of a data item is given in integer powers of 10. Implied decimals or multipliers (in integer powers of ten only) are indicated by a "-" or a "+" followed by a number. For example, 123.45 would appear on the data tape as 12345, and the size/scale value would be 5/-2. A number recorded in thousands (12,345,000 for example) would appear on the data tape as 12345 and the size/scale value would be 5/+3. Scale factors which are not an integer power of ten are identified in the notes following the label, and in the footnotes.
3. Begin. This is the location in the data record of the first character of the data item.
4. Data Type. The data type indicates whether the data item is alphanumeric (A) or numeric (N).
5. Description. (This is not titled in the Data Dictionary.)

Label. This is a single 40 character line or a set of 40 character lines which describes the data item.

Notes and Value Codes. This section provides any relevant notes or footnote references. In addition, any value codes necessary for the data item are listed and labeled here.

DATA DICTIONARY

LOGICAL RECORD LENGTH = 390

CURRENT POPULATION SURVEY, MARCH 1981
THIS FILE IS ALSO KNOWN AS THE ANNUAL DEMOGRAPHIC FILE.

THIS FILE PRESENTS CURRENT DATA ON THE COMPOSITION AND ECONOMIC STATUS OF THE POPULATION OF THE UNITED STATES. IT PROVIDES COMPREHENSIVE INFORMATION ON THE EMPLOYMENT STATUS, OCCUPATION, AND INDUSTRY OF PERSONS OF CURRENT JOB FOR 14 YEARS OLD AND OVER. WORK EXPERIENCE AND INCOME ARE PROVIDED FOR 15 YEARS OLD AND OVER. CHARACTERISTICS SUCH AS AGE, SEX, RACE, MARITAL STATUS, FAMILY RELATIONSHIP, INCOME, AND SPANISH ETHNICITY ARE SHOWN FOR EACH PERSON IN THE HOUSEHOLDS ENUMERATED. THE FILE CONTAINS 3 DIFFERENT RECORD TYPES. THESE TYPES ARE THE HOUSEHOLD, FAMILY, AND PERSON RECORDS. HOUSEHOLD RECORDS CONTAIN THE GEOGRAPHIC INFORMATION AND LIMITED INFORMATION ON HOUSEHOLDS. FAMILY RECORDS CONTAIN INFORMATION ON FAMILY INCOME AND OTHER FAMILY CHARACTERISTICS. PERSON RECORDS CONTAIN DETAILED INCOME, EMPLOYMENT, AND OTHER DEMOGRAPHIC DATA. EACH RECORD CONTAINS AN INDIVIDUAL WEIGHT. A RECORD IS ALSO PROVIDED FOR HOUSEHOLDS IN THE SAMPLE BUT NOT INTERVIEWED.

FILE STRUCTURE:

FOR A DETAILED DESCRIPTION OF THE FILE STRUCTURE, SEE DISCUSSION BEGINNING ON PAGE 8 OF TECHNICAL DOCUMENTATION.

RECORD H

NAME	SIZE/ SCALE	BEGIN	DATA TYPE
HHSEQNUM	6	1	A HOUSEHOLD SEQUENCE NUMBER - UNIQUE ID SAME ID WILL APPEAR FOR EACH PERSON IN THIS HOUSEHOLD IN THE PPSEQNUM SAME ID WILL APPEAR FOR EACH FAMILY IN THIS HOUSEHOLD IN THE FFSEQNUM
HHPOS	2	7	A TRAILER PORTION OF UNIQUE HOUSEHOLD 00=FOR HOUSEHOLD RECORD 01-39=FOR PERSON RECORD 41-79=FOR FAMILY RECORD
NUMPERS	2	9	A NUMBER OF PERSONS IN THIS HOUSEHOLD
NUMFAM	2	11	A NUMBER OF FAMILIES IN THIS HOUSEHOLD
HHTYPE	1	13	A HOUSEHOLD TYPE 1 INTERVIEW HOUSEHOLD, WITH HOUSEHOLDER 2 GROUP QUARTERS (COLLECTIVE HH) 3 NONINTERVIEW TYPE A 4 NONINTERVIEW TYPE B/C
PPINDIND	2	14	A INDEX OF PRINCIPAL PERSON 00 NIU (NOT IN UNIVERSE) 01-39 INDEX OF PRINCIPAL PERSON
ITEM9	1	16	A HOUSEHOLD NUMBER (EDITED) 1 HOUSEHOLD 1 2 HOUSEHOLD 2 3 HOUSEHOLD 3 4 HOUSEHOLD 4 5 HOUSEHOLD 5 6 HOUSEHOLD 6 7 HOUSEHOLD 7 8 HOUSEHOLD 8

RECORD H

NAME	SIZE/ SCALE	BEGIN	DATA TYPE
MIS	1	17	A MONTH-IN-SAMPLE CODE GENERATED FROM MONTH AND ROTATION
HHIDNUM	12	18	A HOUSEHOLD IDENTIFICATION NUMBER
BITM14RC	1	30	A RACE OF HOUSEHOLDER (NONINTERVIEW) 0 NIU 1 WHITE 2 BLACK 3 OTHER
BITM15RC	2	31	A NONINTERVIEW REASON 00 NIU 01 VACANT - REGULAR 02 VACANT - STORAGE FOR HH FURNITURE 03 TEMPORARILY OCCUP. BY URE 04 UNFIT OR TO BE DEMOLISHED 05 UNDER CONSTRUCTION, NOT READY 06 CONVERTED TO TEMP BUSINESS OR STORAGE 07 OCCUPIED BY PERSONS IN AF OR UNDER 14 08 UNOCCUPIED TENT OR TRAILER SITE 09 PERMIT GRANTED, CONST. NOT STARTED 10 OTHER 11 DEMOLISHED 12 HOUSE OR TRAILER MOVED 13 OUTSIDE SEGMENT 14 CONVERTED TO PERM BUSINESS OR STORAGE 15 MERGED 16 CONDEMNED 17 BUILT AFTER APRIL 1, 1970 18 UNUSED LINE ON LISTING SHEET 19 OTHER
BNIWGT	1	33	A WEIGHT CODE FOR NON-INTERVIEW RECQDS 0 NIU 1 REGULAR TYPE A, B, OR C NON-INTERVIEW 2 SUBSAMPLE TYPE A NON-INTERVIEW 3 SUBSAMPLE TYPE B NON-INTERVIEW 4 SUBSAMPLE TYPE C NON-INTERVIEW

RECORD H

NAME	SIZE/ SCALE	BEGIN	DATA TYPE
NUMHU	1	34	A
		0	NUMBER HOUSING UNITS IN STRUCTURE
		1	NOT CODED (NC)
		2	1
		3	2
		4	3-4
		5	5-9
			10+
FILL1	2	35	A
			FILLER
REGION	1	37	A
		1	GEOGRAPHIC REGION CODE
		2	NORTHEAST
		3	NORTH CENTRAL
		4	SOUTH
			WEST
DIVISION	1	38	A
		1	GEOGRAPHIC DIVISION CODE
		2	NEW ENGLAND
		3	MIDDLE ATLANTIC
		4	EAST NORTH CENTRAL
		5	WEST NORTH CENTRAL
		6	SOUTH ATLANTIC
		7	EAST SOUTH CENTRAL
		8	WEST SOUTH CENTRAL
		9	MOUNTAIN
			PACIFIC
MSTSTATE	2	39	A
		11	GEOGRAPHIC STATE CODE
		12	MAINE
		13	NEW HAMPSHIRE
		14	VERMONT
		15	MASSACHUSETTS
		16	RHODE ISLAND
		21	CONNECTICUT
		22	NEW YORK
		23	NEW JERSEY
		31	PENNSYLVANIA
		32	OHIO
			INDIANA

RECORD H

NAME	SIZE/ SCALE	BEGIN	DATA TYPE
		33	ILLINOIS
		34	MICHIGAN
		35	WISCONSIN
		41	MINNESOTA
		42	IOWA
		43	MISSOURI
		44	NORTH DAKOTA
		45	SOUTH DAKOTA
		46	NEBRASKA
		47	KANSAS
		51	DELAWARE
		52	MARYLAND
		53	DISTRICT OF COLUMBIA
		54	VIRGINIA
		55	WEST VIRGINIA
		56	NORTH CAROLINA
		57	SOUTH CAROLINA
		58	GEORGIA
		59	FLORIDA
		61	KENTUCKY
		62	TENNESSEE
		63	ALABAMA
		64	MISSISSIPPI
		71	ARKANSAS
		72	LOUISIANA
		73	OKLAHOMA
		74	TEXAS
		81	MONTANA
		82	IDAHO
		83	WYOMING
		84	COLORADO
		85	NEW MEXICO
		86	ARIZONA
		87	UTAH
		88	NEVADA
		91	WASHINGTON
		92	OREGON
		93	CALIFORNIA
		94	ALASKA
		95	HAWAII

MSTSTRAN

2

41

A

STATE POPULATION SIZE RANK (1970)

01
02
03CALIFORNIA
NEW YORK
PENNSYLVANIA

RECORD H

NAME	SIZE/ SCALE	BEGIN	DATA TYPE
	04		TEXAS
	05		ILLINOIS
	06		OHIO
	07		MICHIGAN
	08		NEW JERSEY
	09		FLORIDA
	10		MASSACHUSETTS
	11		INDIANA
	12		NORTH CAROLINA
	13		MISSOURI
	14		VIRGINIA
	15		GEORGIA
	16		WISCONSIN
	17		TENNESSEE
	18		MARYLAND
	19		MINNESOTA
	20		LOUISIANA
	21		ALABAMA
	22		WASHINGTON
	23		KENTUCKY
	24		CONNECTICUT
	25		IOWA
	26		SOUTH CAROLINA
	27		OKLAHOMA
	28		KANSAS
	29		MISSISSIPPI
	30		COLORADO
	31		OREGON
	32		ARKANSAS
	33		ARIZONA
	34		WEST VIRGINIA
	35		NEBRASKA
	36		UTAH
	37		NEW MEXICO
	38		MAINE
	39		RHODE ISLAND
	40		HAWAII
	41		DISTRICT OF COLUMBIA
	42		NEW HAMPSHIRE
	43		IDAHO
	44		MONTANA
	45		SOUTH DAKOTA
	46		NORTH DAKOTA
	47		DELAWARE
	48		NEVADA
	49		VERMONT
	50		WYOMING
	51		ALASKA

RECORD H

NAME	SIZE/ SCALE	BEGIN	DATA TYPE
SMSA	2	43	A
			SMSA RANK BY SIZE (1970)
		00	NOT APPLICABLE
		01	NEW YORK, N.Y.
		02	LOS ANGELES-LONG BEACH, CALIF.
		03	CHICAGO, ILL.
		04	PHILADELPHIA, PA.
		05	DETROIT, MICH.
		06	SAN FRANCISCO-OAKLAND, CALIF.
		07	WASHINGTON, D.C.-MD.-VA.
		08	BOSTON, MASS.
		09	NASSAU-SUFFOLK, N.Y.
		10	PITTSBURGH, PA.
		11	ST. LOUIS, MO.-ILL.
		12	BALTIMORE, MD.
		13	CLEVELAND, OHIO
		14	HOUSTON, TEXAS
		15	NEWARK, N.J.
		16	MINNEAPOLIS-ST. PAUL, MINN.
		17	DALLAS, TEXAS
		18	SEATTLE-EVERETT, WASH.
		19	ANAHEIM-SANTA ANA-GARDEN GROVE, CALI
		20	MILWAUKEE, WIS.
		21	ATLANTA, GA.
		22	CINCINNATI, OHIO
		23	PATTERSON-CLIFTON-PASSAIC, N.J.
		24	SAN DIEGO, CALIF.
		25	BUFFALO, N.Y.
		26	MIAMI, FLA.
		27	KANSAS CITY, MO.-KAN.
		28	DENVER, COLO.
		29	SAN BERNARDINO-RIVERSIDE-ONTARIO, CA
		30	INDIANAPOLIS, IND.
		31	SAN JOSE, CALIF.
		32	NEW ORLEANS, LA.
		33	TAMPA-ST. PETERSBURG, FLA.
		34	PORTLAND, ORE.-WASH.
		36	COLUMBUS, OHIO
		38	ROCHESTER, N.Y.
		42	SACRAMENTO, CALIF.
		44	FORT WORTH, TEXAS
		45	BIRMINGHAM, ALA.
		46	ALBANY-SCHENECTADY-TROY, N.Y.
		48	NORFOLK-PORTSMOUTH, VA.
		49	AKRON, OHIO
		53	GARY-HAMMOND-EAST CHICAGO, IND.
		57	GREENSBORO-WINSTON-SALEM-HIGH POINT,

RECORD H

NAME	SIZE/ SCALE	BEGIN	DATA TYPE
SMSAFIPS	4	45	A
			FIPS SMSA CODE
		0000	NOT IDENTIFIABLE
		5600	NEW YORK, N.Y.
		4480	LOS ANGELES-LONG BEACH, CALIF.
		1600	CHICAGO, ILL.
		6160	PHILADELPHIA, PA.
		2160	DETROIT, MICH.
		7360	SAN FRANCISCO-OAKLAND, CALIF.
		8840	WASHINGTON, D.C.-MD.-VA.
		1120	BOSTON, MASS.
		5380	NASSAU-SUFFOLK, N.Y.
		6280	PITTSBURGH, PA.
		7040	ST. LOUIS, MO.-ILL.
		0720	BALTIMORE, MD.
		1680	CLEVELAND, OHIO
		3360	HOUSTON, TEXAS
		5640	NEWARK, N.J.
		5120	MINNEAPOLIS-ST. PAUL, MINN.
		1920	DALLAS, TEXAS
		7600	SEATTLE-EVERETT, WASH.
		0360	ANAHEIM-SANTA ANA-GARDEN GROVE, CA
		5080	MILWAUKEE, WIS.
		0520	ATLANTA, GA.
		1640	CINCINNATI, OHIO
		6040	PATTERSON-CLIFTON-PASSAIC, N.J.
		7320	SAN DIEGO, CALIF.
		1280	BUFFALO, N.Y.
		5000	MIAMI, FLA.
		3760	KANSAS CITY, MO.-KAN.
		2080	DENVER, COLO.
		7280	SAN BERNARDINO-RIVERSIDE-ONTARIO,
		3480	INDIANAPOLIS, IND.
		7400	SAN JOSE, CALIF.
		5560	NEW ORLEANS, LA.
		8280	TAMPA-ST. PETERSBURG, FLA.
		6440	PORTLAND, ORE.-WASH.
		1840	COLUMBUS, OHIO
		6840	ROCHESTER, N.Y.
		6920	SACRAMENTO, CALIF.
		2800	FORT WORTH, TEXAS
		1000	BIRMINGHAM, ALA.
		0160	ALBANY-SCHENECTADY-TROY, N.Y.
		5720	NORFOLK-PORTSMOUTH, VA.
		0080	AKRON, OHIO
		2960	GARY-HAMMOND-EAST CHICAGO, IND.
		3120	GREENSBORO-WINSTON-SALEM-HIGH POINT

RECORD H

NAME	SIZE/ SCALE	BEGIN	DATA TYPE
MSTSMSAR	1	49	A
			MODIFIED SMSA STATUS CODE
		1	SMSA
		2	NON SMSA
		3	NOT IDENTIFIABLE
CCCSMSA	1	50	A
			CENTRAL CITY STATUS CODE
		1	CENTRAL CITY
		2	BALANCE OF SMSA
		3	NON SMSA
		4	NOT IDENTIFIABLE
SMSASIZR	1	51	A
			SMSA SIZE RECODE
		0	NIU
		1	3,000,000 OR MORE
		2	1,000,000 - 2,999,999
FILL2	4	52	A
			FILLER
LANDUSAG	1	56	A
			FARM NON-FARM RECODE
		1	NONFARM
		2	FARM 10 OR MORE ACRES
		3	FARM LESS THAN 10 ACRES
AITEM9	1	57	A
			ALLOCATION FLAG FOR HH NUMBER
		0	NOT ALLOCATED
		1	ALLOCATED
ITEM4	2	58	A
			TYPE OF LIVING QUARTERS
		01	HOUSE, APARTMENT
		02	IN NONTRANSIENT HOTEL, ETC
		03	HU PERMANENT, IN TRANSIENT HOTEL, ETC
		04	HU IN ROOMING HOUSE
		05	MOBILE HOME OR TRAILER
		06	HU NOT SPECIFIED ABOVE
		07	QUARTERS NOT HU (GQ)

RECORD H

NAME	SIZE/ SCALE	BEGIN	DATA TYPE
		08	UNIT NOT PERMANENT (GQ)
		09	TENT/TRAILER SITE (GQ)
		10	OTHER NOT HU (GQ)
TENURE	1	60	A
			TENURE OF HOUSEHOLD (ITEM 60)
		1	OWNED OR BEING BOUGHT
		2	RENTED
		3	NO CASH RENT
PUBLIC	1	61	A
			PUBLIC HOUSING PROJECT (ITEM 61)
		0	NIU
		1	YES
		2	NO
LOWERREN	1	62	A
			RENT SUBSIDY (ITEM 62)
		0	NIU
		1	YES
		2	NO
FILL3	6	63	A
			FILLER
HHSTATUS	1	69	A
			HOUSEHOLD STATUS
		0	NIU (GROUP QUARTERS)
		1	FAMILY
		2	NONFAMILY HOUSEHOLDER LIVING ALONE
		3	NONFAMILY HOUSEHOLDER LIVING WITH NONRELATIVES
HHUND18	2	70	A
			NUMBER OF PERSONS IN HOUSEHOLD UNDER AGE 18
		00	NONE
			01-39 = NUMBER OF PERSONS UNDER 18
HHINCTOT	9	72	A
			TOTAL HOUSEHOLD INCOME

RECORD H

NAME	SIZE/ SCALE	BEGIN	DATA TYPE
			NEGATIVE AMT = INCOME LOSS POSITIVE AMT = INCOME 000000000 = NO INCOME
HHRECREL	1	81	A
		0	RELATIONSHIP TO HOUSEHOLDER RECODE NIU (GROUP QUARTERS)
		1	ALL MEMBERS RELATED TO HOUSEHOLDER
		2	NO MEMBERS RELATED TO HOUSEHOLDER
		3	SOME MEMBERS RELATED TO HOUSEHOLDER
HHNUMNRL	1	82	A
		0	NUMBER OF PERSONS IN HOUSEHOLD NOT RELATED TO HOUSEHOLDER NONE/ NIU (GROUP QUARTERS)
		1	1 PERSON
		2	2 PERSONS
		3	3 PERSONS
		4	4 OR MORE PERSONS
HHNUMCPL	1	83	A
		0	NUMBER OF MARRIED COUPLES IN HOUSEHOLD EXCLUDING HOUSEHOLDER AND SPOUSE NONE
		1	1 COUPLE
		2	2+ COUPLES
HHTOP5PC	1	84	A
		0	HOUSEHOLD INCOME PERCENT CUT 1 NATIONAL HOUSEHOLD INCOME RANKING NIU (GROUP QUARTERS)
		1	NOT IN TOP 5 PCT
		2	IN TOP 5 PCT
HHPCTCUT	2	85	A
		00	HOUSEHOLD INCOME PERCENT CUT 2 NATIONAL HOUSEHOLD INCOME RANKING NIU (GROUP QUARTERS)
		01	LOWEST 5 PER CENT
		02	SECOND 5 PER CENT
		03	THIRD 5 PER CENT
		04	FOURTH 5 PER CENT
		05	FIFTH 5 PER CENT

RECORD H

NAME	SIZE/ SCALE	BEGIN	DATA TYPE
		06	SIXTH 5 PER CENT
		07	SEVENTH 5 PER CENT
		08	EIGHTH 5 PER CENT
		09	NINETH 5 PER CENT
		10	TENTH 5 PER CENT
		11	ELEVENTH 5 PER CENT
		12	TWELVETH 5 PER CENT
		13	THIRTEENTH 5 PER CENT
		14	FOURTEENTH 5 PER CENT
		15	FIFTEENTH 5 PER CENT
		16	SIXTEENTH 5 PER CENT
		17	SEVENTEENTH 5 PER CENT
		18	EIGHTEENTH 5 PER CENT
		19	NINETEENTH 5 PER CENT
		20	TOP 5 PER CENT

NAME	SIZE/ SCALE	BEGIN	DATA TYPE
HHINCMRE	2	87	A HOUSEHOLD INCOME RECODE

01	NONE
02	LOSS
03	\$1 TO \$2,499
04	\$2,500 TO \$4,999
05	\$5,000 TO \$7,499
06	\$7,500 TO \$9,999
07	\$10,000 TO \$12,499
08	\$12,500 TO \$14,999
09	\$15,000 TO \$17,499
10	\$17,500 TO \$19,999
11	\$20,000 TO \$22,499
12	\$22,500 TO \$24,999
13	\$25,000 TO \$27,499
14	\$27,500 TO \$29,999
15	\$30,000 TO \$32,499
16	\$32,500 TO \$34,999
17	\$35,000 TO \$37,499
18	\$37,500 TO \$39,999
19	\$40,000 TO \$44,999
20	\$45,000 TO \$49,999
21	\$50,000 TO \$59,999
22	\$60,000 TO \$74,999
23	\$75,000 AND OVER

NAME	SIZE/ SCALE	BEGIN	DATA TYPE
FILL4	14	89	A FILLER

RECORD H

NAME	SIZE/ SCALE	BEGIN	DATA TYPE
HMEMB518	1	103	A
			NUMBER OF HOUSEHOLD MEMBERS 5-18
			NEVER MARRIED OTHER THAN HOUSEHOLDER
		0	ZERO MEMBERS NEVER MARRIED
		1	1 MEMBER NEVER MARRIED
		2	2 MEMBERS NEVER MARRIED
		3	3 MEMBERS NEVER MARRIED
		4	4 MEMBERS NEVER MARRIED
		5	5 MEMBERS NEVER MARRIED
		6	6 MEMBERS NEVER MARRIED
		7	7 MEMBERS NEVER MARRIED
		8	8 MEMBERS NEVER MARRIED
		9	9 OR MORE MEMBERS NEVER MARRIED
HHOTLUN	1	104	A
			COMPLETE LUNCH EATEN AT SCHOOL
		0	NOT IN UNIVERSE
		1	CHILDREN EAT COMPLETE LUNCH AT SCHOOL
		2	NO CHILDREN EAT COMPLETE LUNCH AT SCHOOL
HNUMHOT	1	105	A
			NUMBER OF CHILDREN WHO EAT COMPLETE LUNCH AT SCHOOL
		0	NOT IN UNIVERSE
			1-9 = NUMBER OF CHILDREN EAT COMPLETE LUNCH AT SCHOOL
HFREEELUN	1	106	A
			FREE OR REDUCED PRICE LUNCH
		0	NOT IN UNIVERSE
		1	CHILDREN RECEIVE FREE OR REDUCED PRICE LUNCH
		2	NO CHILDREN RECEIVE FREE OR REDUCED PRICE LUNCH
HNUMFREE	1	107	A
			NUMBER OF CHILDREN WHO RECEIVE FREE OR REDUCED PRICE LUNCH
		0	NOT IN UNIVERSE
			1-9 NUMBER OF CHILDREN RECEIVED FULL OR REDUCED PRICE LUNCH

RECORD H

NAME	SIZE/ SCALE	BEGIN	DATA TYPE
HFOODSP	1	108	A
		1	HOUSEHOLD RECEIVED FOOD STAMPS
		2	YES
			NO
HNUMFS	1	109	A
			NUMBER OF PERSONS IN HOUSEHOLD
			COVERED BY FOOD STAMPS
		0	NOT IN UNIVERSE
		1	1 PERSON
		2	2 PERSONS
		3	3 PERSONS
		4	4 PERSONS
		5	5 PERSONS
		6	6 PERSONS
		7	7 PERSONS
		8	8 PERSONS
		9	9 OR MORE PERSONS
HNUMMO	2	110	A
			NUMBER OF MONTHS FOOD STAMPS RECEIVED
		00	NOT IN UNIVERSE
			01-12 = NUMBER MONTHS FOOD STAMPS
			RECEIVED
HVALUEFS	4	112	A
			TOTAL VALUE OF FOOD STAMPS RECEIVED
			VALUE RANGE IS FROM 0001 TO 5999
		0000	NOT IN UNIVERSE
HFSALFLO	1	116	A
			ALLOCATION FLAG--FOOD STAMPS
		0	NO ALLOCATION
		1	INCOME AMOUNT ALLOCATED
		2	RECIPIENCY ALLOCATED
		3	INCOME AND RECIPIENCY TYPE ALLOCATED
FILL5	79	117	A
			FILLER

RECORD H

NAME	SIZE/ SCALE	BEGIN	DATA TYPE	
HHSUPWGT	11/-2	196	A	HOUSEHOLD WEIGHT (TWO IMPLIED DECIMALS)
FILL6	124	207	A	FILLER
HHRECTYP	1	331	A	HOUSEHOLD RECORD TYPE
		1		HOUSEHOLD RECORD
FILL7	59	332	A	FILLER

RECORD F

NAME	SIZE/ SCALE	BEGIN	DATA TYPE
FFSEQNUM	6	1	A UNIQUE HOUSEHOLD IDENTIFIER
FFPOS	2	7	A FAMILY SEQUENCE NUMBER WITHIN HOUSEHOLD
FKIND	1	9	A KIND OF FAMILY 1 FAMILY 2 RELATED SUBFAMILY 3 UNRELATED SUBFAMILY 4 NONFAMILY HOUSEHOLDER 5 UNRELATED INDIVIDUALS
FTYPE	1	10	A TYPE OF FAMILY 1 MARRIED COUPLE FAMILY 2 OTHER FAMILY, MALE HOUSEHOLDER 3 OTHER FAMILY, FEMALE HOUSEHOLDER
FPERSONS	2	11	A NUMBER OF PERSONS IN FAMILY
FHOUHIND	2	13	A INDEX IN PERSONS RECORD OF FAMILY HOUSEHOLDER OR REFERENCE PERSON
FSPOUSIN	2	15	A INDEX IN PERSONS RECORD OF FAMILY SPOUSE 00 = NO SPOUSE 01 = ILLEGAL CODE 02-39 = INDEX OF SPOUSE
FLASTIND	2	17	A INDEX IN PERSONS RECORD OF LAST MEMBER ALL PERSONS FROM FHOUHIND THRU FLASTIND ARE MEMBERS OF THIS FAMILY
FSPANHEA	1	19	A HOUSEHOLDER OF SPANISH ORIGIN

RECORD F

NAME	SIZE/ SCALE	BEGIN	DATA TYPE	
			1 2	YES NO
FINCWS	8	20	A	FAMILY INCOME - WAGES AND SALARIES
FINCSE	7	28	A	FAMILY INCOME - SELF EMPLOYMENT INCOME 0000000 = NONE NEGATIVE AMT = INCOME (LOSS) POSITIVE AMT = INCOME
FINCFR	7	35	A	FAMILY INCOME - FARM INCOME 0000000 = NONE NEGATIVE AMT = INCOME (LOSS) POSITIVE AMT = INCOME
FINCUS	8	42	A	FAMILY INCOME - MONEY RECEIVED FROM U.S. GOV'T. INCLUDES SOCIAL SECURITY AND RAILROAD RETIREMENT
FINCSP	8	50	A	FAMILY INCOME - SUPPLEMENTAL SECURITY INCLUDES MONEY RECEIVED FROM US AND STATE AND LOCAL GOV'T
FINCPA	8	58	A	FAMILY INCOME - PUBLIC ASSISTANCE AND WELFARE INCLUDES AID TO FAMILIES WITH DEPENDANT CHILDREN AND OTHER ASSISTANCE
FINCINT	8	66	A	FAMILY INCOME - INTEREST
FINCDIV	7	74	A	FAMILY INCOME - DIVIDENDS, ETC.

RECORD F

NAME	SIZE/ SCALE	BEGIN	DATA TYPE
			INCLUDES DIVIDENDS, NET RENTAL INCOME OR ROYALTIES, ESTATES OR TRUSTS 0000000 = NONE NEGATIVE AMT = INCOME (LOSS) POSITIVE AMT = INCOME
FINCVP	8	81	A FAMILY INCOME - VETERANS PAYMENTS ETC. INCLUDES VETERANS PAYMENTS UNEMPLOYMENT COMPENSATION WORKMENS COMPENSATION
FINCRET	8	89	A FAMILY INCOME - RETIREMENT INCLUDES PRIVATE PENSIONS AND ANNUITIES MILITARY RETIREMENT FEDERAL GOV'T EMPLOYEE PENSIONS STATE OR LOCAL GOV'T PENSIONS
FINCCS	8	97	A FAMILY INCOME - CHILD SUPPORT, ETC. INCLUDES ALIMONY AND CHILD SUPPORT OTHER REGULAR CONTRIBUTIONS FROM PERSON NOT IN HOUSEHOLD AND ANYTHING ELSE
FINCTOT	9	105	A TOTAL FAMILY INCOME 000000000 = NONE NEGATIVE AMT = INCOME (LOSS) POSITIVE AMT = INCOME
FINCEARN	9	114	A TOTAL FAMILY EARNINGS 000000000 = NONE NEGATIVE AMT = INCOME (LOSS) POSITIVE AMT = INCOME
FINCOTH	9	123	A TOTAL OTHER FAMILY INCOME 000000000 = NONE NEGATIVE AMT = INCOME (LOSS) POSITIVE AMT = INCOME

RECORD F

NAME	SIZE/ SCALE	BEGIN	DATA TYPE
FLFINCWS	1	132	A
		0	TOP-CODED FLAG-WS
		1	THE VARIOUS INCOME FIELDS HAVE BEEN TOP CODED TO PREVENT DISCLOSURE NOT TOP CODED TOP CODED
FLAGFINC	1	133	A
		0	TOP-CODED FLAG-SE
		1	NOT TOP CODED SPRESSED VALUE
FLFINCFR	1	134	A
		0	TOP-CODED FLAG-FR
		1	NOT TOP CODED SPRESSED VALUE
FLFINCUS	1	135	A
		0	TOP-CODED FLAG-US
		1	NOT TOP CODED SPRESSED VALUE
FLFINCSP	1	136	A
		0	TOP-CODED FLAG-SP
		1	NOT TOP CODED SPRESSED VALUE
FLFINCPA	1	137	A
		0	TOP-CODED FLAG-PA
		1	NOT TOP CODED SPRESSED VALUE
FLFINCIN	1	138	A
		0	TOP-CODED FLAG-IN
		1	NOT TOP CODED SPRESSED VALUE
FLFINCDI	1	139	A
		0	TOP-CODED FLAG-DI
		1	NOT TOP CODED SPRESSED VALUE

RECORD F

NAME	SIZE/ SCALE	BEGIN	DATA TYPE
FLFINCVF	1	140	A
		0	TOP-CODED FLAG-VP
		1	NOT TOP CODED SPRESSED VALUE
FLFINCRE	1	141	A
		0	TOP-CODED FLAG-RE
		1	NOT TOP CODED SPRESSED VALUE
FLFINCCS	1	142	A
		0	TOP-CODED FLAG-CS
		1	NOT TOP CODED SPRESSED VALUE
FLFINCTO	1	143	A
		0	TOP-CODED FLAG-TO
		1	NOT TOP CODED SPRESSED VALUE
FLFINCEA	1	144	A
		0	TOP-CODED FLAG-EA
		1	NOT TOP CODED SPRESSED VALUE
FLFINCOT	1	145	A
		0	TOP-CODED FLAG-OT
		1	NOT TOP CODED SPRESSED VALUE
FRECODE1	1	146	A
		1	DESCRIPTION OF FAMILY
		2	FAMILY CONTAINING NO RELATED SUBFAMIL
		3	FAMILY WITH 1 OR MORE RELATED
		4	SUBFAMILIES
		5	UNRELATED SUBFAMILY
		6	RELATED SUBFAMILY
		7	NONFAMILY HOUSEHOLDER
		8	UNRELATED INDIVIDUAL 15+, IN A HH
		9	UNRELATED INDIVIDUAL 15+, IN GRP. QTR
			UNRELATED INDIVIDUAL, UNDER 15, IN HH
			UNRELATED INDIVIDUAL, UNDER 15, IN GQ

RECORD F

NAME	SIZE/ SCALE	BEGIN	DATA TYPE
FRECOD98	1	147	A
		0	PRESENCE OF RELATED CHILDREN BY AGE NIU (PRIMARY AND UNRELATED INDIVIDUALS)
		1	SOME UNDER 3
		2	ALL 3 TO 5
		3	ALL 6 TO 17
		4	NONE UNDER 18
FRECODE5	1	148	A
		0	FAMILY MEMBERS 18 TO 64 YEARS OF AGE NONE
		1	1 MEMBER
		2	2 MEMBERS
		3	3 MEMBERS
		4	4 MEMBERS
		5	5 MEMBERS
		6	6 MEMBERS
		7	7 OR MORE MEMBERS
FRECODE6	1	149	A
		0	FAMILY MEMBERS 65 YEARS AND OVER NONE
		1	1 MEMBER
		2	2 MEMBERS
		3	3 MEMBERS
		4	4 MEMBERS
		5	5 OR MORE MEMBERS
FRECODE7	1	150	A
		0	OWN NEVER MARRIED CHILDREN UNDER 18 NO OWN CHILDREN UNDER 18
		1	1 OR MORE, ALL UNDER 6
		2	1 OR MORE, SOME UNDER 6, SOME 6-17
		3	1 OR MORE, ALL 6-17
FREC8	1	151	A
		0	OWN CHILDREN, ANY AGE, MARITAL STATUS NONE
		1	1 CHILD
		2	2 CHILDREN
		3	3 CHILDREN
		4	4 CHILDREN

RECORD F

NAME	SIZE/ SCALE	BEGIN	DATA TYPE
		5	5 CHILDREN
		6	6 CHILDREN
		7	7 CHILDREN
		8	8 CHILDREN
		9	9 OR MORE CHILDREN
FREC9	1	152	A
			OWN CHILDREN UNDER 25, ANY MARITAL STATUS
		0	NONE
		1	1 CHILD
		2	2 CHILDREN
		3	3 CHILDREN
		4	4 CHILDREN
		5	5 CHILDREN
		6	6 CHILDREN
		7	7 CHILDREN
		8	8 CHILDREN
		9	9 OR MORE CHILDREN
FREC10	1	153	A
			OWN NEVER MARRIED CHILDREN UNDER 18
		0	NONE
		1	1 CHILD
		2	2 CHILDREN
		3	3 CHILDREN
		4	4 CHILDREN
		5	5 CHILDREN
		6	6 CHILDREN
		7	7 CHILDREN
		8	8 CHILDREN
		9	9 OR MORE CHILDREN
FREC11	1	154	A
			OWN NEVER MARRIED CHILDREN UNDER 15
		0	NONE
		1	1 CHILD
		2	2 CHILDREN
		3	3 CHILDREN
		4	4 CHILDREN
		5	5 CHILDREN
		6	6 CHILDREN
		7	7 CHILDREN
		8	8 CHILDREN
		9	9 OR MORE CHILDREN

RECORD F

NAME	SIZE/ SCALE	BEGIN	DATA TYPE
FREC12	1	155	A
			OWN CHILDREN UNDER 12
		0	NONE
		1	1 CHILD
		2	2 CHILDREN
		3	3 CHILDREN
		4	4 CHILDREN
		5	5 CHILDREN
		6	6 CHILDREN
		7	7 CHILDREN
		8	8 OR MORE CHILDREN
FREC13	1	156	A
			OWN CHILDREN UNDER 9
		0	NONE
		1	1 CHILD
		2	2 CHILDREN
		3	3 CHILDREN
		4	4 CHILDREN
		5	5 CHILDREN
		6	6 OR MORE CHILDREN
FREC14	1	157	A
			OWN CHILDREN UNDER 6
		0	NONE
		1	1 CHILD
		2	2 CHILDREN
		3	3 CHILDREN
		4	4 CHILDREN
		5	5 CHILDREN
		6	6 OR MORE CHILDREN
FREC15	1	158	A
			OWN CHILDREN UNDER 5
		0	NONE
		1	1 CHILD
		2	2 CHILDREN
		3	3 CHILDREN
		4	4 CHILDREN
		5	5 CHILDREN
		6	6 OR MORE CHILDREN
FREC16	1	159	A
			OWN CHILDREN UNDER 3

:

RECORD F

NAME	SIZE/ SCALE	BEGIN	DATA TYPE
		0	NONE
		1	1 CHILD
		2	2 CHILDREN
		3	3 CHILDREN
		4	4 CHILDREN
		5	5 OR MORE CHILDREN
FREC17	1	160	A
			OWN CHILDREN UNDER 1
		0	NONE
		1	1 CHILD
		2	2 CHILDREN
		3	3 OR MORE CHILDREN
FREC19	2	161	A
			AGE OF YOUNGEST OWN CHILD, ANY MARITAL STATUS
		00	NIU
		01	LESS THAN 1 YEAR
		02	1 YEAR
		03	2 YEARS
		04	3 YEARS
		05	4 YEARS
		06	5 YEARS
		07	6 YEARS
		08	7 YEARS
		09	8 YEARS
		10	9 YEARS
		11	10 YEARS
		12	11 YEARS
		13	12 YEARS
		14	13 YEARS
		15	14 YEARS
		16	15 YEARS
		17	16 YEARS
		18	17 YEARS
		19	18 YEARS
		20	19 YEARS
		21	20 YEARS
		22	21 YEARS
		23	22 YEARS
		24	23 YEARS
		25	24 YEARS
		26	25 YEARS AND OVER

RECORD F

NAME	SIZE/ SCALE	BEGIN	DATA TYPE
FREC21	2	163	A
			AGE OF OLDEST OWN CHILD, ANY MARITAL STATUS
		00	NIU
		01	LESS THAN 1 YEAR
		02	1 YEAR
		03	2 YEARS
		04	3 YEARS
		05	4 YEARS
		06	5 YEARS
		07	6 YEARS
		08	7 YEARS
		09	8 YEARS
		10	9 YEARS
		11	10 YEARS
		12	11 YEARS
		13	12 YEARS
		14	13 YEARS
		15	14 YEARS
		16	15 YEARS
		17	16 YEARS
		18	17 YEARS
		19	18 YEARS
		20	19 YEARS
		21	20 YEARS
		22	21 YEARS
		23	22 YEARS
		24	23 YEARS
		25	24 YEARS
		26	25 YEARS AND OVER
FUNDR18	1	165	A
			PERSONS IN FAMILY UNDER 18
		0	NONE, NIU
		1	1 PERSON
		2	2 PERSONS
		3	3 PERSONS
		4	4 PERSONS
		5	5 PERSONS
		6	6 PERSONS
		7	7 PERSONS
		8	8 PERSONS
		9	9 OR MORE PERSONS
REC5T017	1	166	A
			NUMBER OF CHILDREN IN FAMILY 5 TO 17

RECORD F

NAME	SIZE/ SCALE	BEGIN	DATA TYPE
		0	NONE,NIU
		1	1 CHILD
		2	2 CHILDREN
		3	3 CHILDREN
		4	4 CHILDREN
		5	5 CHILDREN
		6	6 OR MORE CHILDREN
FREC25	1	167	A
		0	NONE
		1	1 FAMILY MEMBER
		2	2 FAMILY MEMBERS
		3	3 OR MORE FAMILY MEMBERS
FREC26	1	168	A
		1	SEX AND MARITAL STATUS OF FAMILY HOUSE- HOLDER AND LABOR FORCE STATUS OF SPOUSE HOUSEHOLDER OR REFERENCE PERSON, MARRIED SPOUSE PRESENT, SPOUSE IN THE LABOR FORCE
		2	HOUSEHOLDER OR REFERENCE PERSON, MARRIED SPOUSE PRESENT, SPOUSE NOT IN LABOR FORCE
		3	MALE HOUSEHOLDER OR REFERENCE PERSON, NO SPOUSE PRESENT
		4	FEMALE HOUSEHOLDER OR REFERENCE PERSON, NO SPOUSE PRESENT
FREC27	1	169	A
		0	NONE
		1	1 EARNER
		2	2 EARNERS
		3	3 EARNERS
		4	4 EARNERS
		5	5 OR MORE EARNERS
FREC31A	1	170	A
		1	TYPE A OTHER INCOME RECIPIENCY NONE
		2	SOCIAL SECURITY ONLY
		3	RAILROAD RETIREMENT ONLY
		4	BOTH

RECORD F

NAME	SIZE/ SCALE	BEGIN	DATA TYPE
FREC31B	1	171	A TYPE B OTHER INCOME RECIPIENCY 1 NONE 2 U S GOV'T 3 STATE OR LOCAL GOV'T 4 BOTH
FREC31C	1	172	A TYPE C OTHER INCOME RECIPIENCY 1 NONE 2 AID TO DEP. CHILDREN 3 OTHER AID 4 BOTH
FREC31D	1	173	A TYPE D OTHER INCOME RECIPIENCY 1 NONE 2 INTEREST
FREC31E	1	174	A TYPE E OTHER INCOME RECIPIENCY 1 NONE 2 DIVIDENDS ONLY 3 RENTAL ONLY 4 ESTATES ONLY 5 DIVIDENDS AND RENTAL 6 DIVIDENDS AND ESTATES 7 RENTAL AND ESTATES 8 DIVIDENDS, RENTAL AND ESTATES
FREC31F	1	175	A TYPE F OTHER INCOME RECIPIENCY 1 NONE 2 VETERAN PAYMENTS ONLY 3 UNEMPLOYMENT COMP. ONLY 4 WORKMENS COMP. ONLY 5 VETERANS AND UNEMP COMP 6 VETERANS AND WORKMENS COMP 7 UNEMP AND WORKMENS COMP 8 VETERANS, UNEMP AND WORKMENS COMP
FREC31G	1	176	A TYPE G OTHER INCOME RECIPIENCY

RECORD F

NAME	SIZE/ SCALE	BEGIN	DATA TYPE
		1	NONE
		2	PRIVATE PENSIONS ONLY
		3	MILITARY RETIREMENT ONLY
		4	FEDERAL GOV'T ONLY
		5	STATE OR LOCAL GOV'T ONLY
		6	ALL COMBINATIONS OF ABOVE
FREC31H	1	177	A TYPE H OTHER INCOME RECIPIENCY
		1	NONE
		2	ALIMONY OR CHILD SUPPORT ONLY
		3	OTHER CONTRIBUTIONS ONLY
		4	ANYTHING ELSE
		5	ALIMONY AND OTHER
		6	ALIMONY AND ANYTHING ELSE
		7	OTHER AND ANYTHING ELSE
		8	ALIMONY, OTHER ANYTHING ELSE
FTOP5PCT	1	178	A FAMILY INCOME PERCENT CUT
			NATIONAL FAMILY INCOME RANKING
		0	NIU (PRIMARY & UNRELATED INDIVIDUAL)
		1	NOT IN TOP 5 PCT
		2	IN TOP 5 PCT
FPCTCUT	2	179	A FAMILY INCOME PERCENT CUT
			NATIONAL FAMILY INCOME RANKING
		00	NIU (PRIMARY & UNRELATED INDIVIDUAL)
		01	LOWEST 5 PER CENT
		02	SECOND 5 PER CENT
		03	THIRD 5 PER CENT
		04	FOURTH 5 PER CENT
		05	FIFTH 5 PER CENT
		06	SIXTH 5 PER CENT
		07	SEVENTH 5 PER CENT
		08	EIGHTH 5 PER CENT
		09	NINTH 5 PER CENT
		10	TENTH 5 PER CENT
		11	ELEVENTH 5 PER CENT
		12	TWELVETH 5 PER CENT
		13	THIRTEENTH 5 PER CENT
		14	FOURTEENTH 5 PER CENT
		15	FIFTEENTH 5 PER CENT
		16	SIXTEENTH 5 PER CENT

RECORD F

NAME	SIZE/ SCALE	BEGIN	DATA TYPE
		17	SEVENTEENTH 5 PER CENT
		18	EIGHTEENTH 5 PER CENT
		19	NINETEENTH 5 PER CENT
		20	TOP 5 PER CENT
FLOWINC	6	181	A LOW INCOME (POVERTY) CUTOFF DOLLAR AMT
FILL8	2	187	A FILLER
RFAMLIS	1	189	A FAMILY INCOME TO POVERTY LEVEL
		1	BELOW POVERTY LEVEL
		2	100 - 124 PCT. OF THE POVERTY LEVEL
		3	125 - 149 PCT. OF THE POVERTY LEVEL
		4	150 AND ABOVE THE POVERTY LEVEL
RPOVLL	2	190	A RATIO OF FAMILY INCOME TO POVERTY LEVEL
		01	UNDER .50
		02	.50 TO .74
		03	.75 TO .99
		04	1.00 TO 1.24
		05	1.25 TO 1.49
		06	1.50 TO 1.74
		07	1.75 TO 1.99
		08	2.00 TO 2.49
		09	2.50 TO 2.99
		10	3.00 TO 3.49
		11	3.50 TO 3.99
		12	4.00 TO 4.49
		13	4.50 TO 4.99
		14	5.00 AND OVER
RFINCM2	2	192	A FAMILY INCOME RECODE
		01	NONE
		02	LOSS
		03	\$1 TO \$999

RECORD F

NAME	SIZE/ SCALE	BEGIN	DATA TYPE
		04	\$1,000 TO \$1,999
		05	\$2,000 TO \$2,499
		06	\$2,500 TO \$2,999
		07	\$3,000 TO \$3,499
		08	\$3,500 TO \$3,999
		09	\$4,000 TO \$4,999
		10	\$5,000 TO \$5,999
		11	\$6,000 TO \$6,999
		12	\$7,000 TO \$7,499
		13	\$7,500 TO \$7,999
		14	\$8,000 TO \$8,499
		15	\$8,500 TO \$8,999
		16	\$9,000 TO \$9,999
		17	\$10,000 TO \$12,499
		18	\$12,500 TO \$14,999
		19	\$15,000 TO \$17,499
		20	\$17,500 TO \$19,999
		21	\$20,000 TO \$24,999
		22	\$25,000 TO \$29,999
		23	\$30,000 TO \$34,999
		24	\$35,000 TO \$39,999
		25	\$40,000 TO \$49,999
		26	\$50,000 TO \$59,999
		27	\$60,000 TO \$74,999
		28	\$75,000 AND OVER

RF5INC2

2

194

A

SOURCE OF INCOME

01	WAGE OR SALARY
02	SELF-EMPLOYMENT
03	WAGE OR SALARY AND SELF-EMPLOYMENT
04	EARNINGS AND SOCIAL SECURITY INCOME
05	EARNINGS AND PUB ASSISTANCE INCOME
06	EARNINGS AND SUPPLEMENTAL SECURITY
07	EARNINGS AND OTHER INCOME ONLY
08	OTHER COMBINATIONS
09	SOCIAL SECURITY INCOME ONLY
10	PUBLIC ASSISTANCE INCOME ONLY
11	SUPPLEMENTAL SECURITY INCOME ONLY
12	OTHER INCOME ONLY
13	SOCIAL SECURITY AND SUPPLEMENTAL ONLY
14	PUB ASSIST. AND SSI ONLY
15	ASSISTANCE INCOME ONLY
16	OTHER COMBINATIONS
17	NO INCOME

RECORD F

NAME	SIZE/ SCALE	BEGIN	DATA TYPE	
FSUPWGT	11/-2	196	A	FAMILY WEIGHT (TWO IMPLIED DECIMALS)
FWIFEINX	2	207	A	INDEX IN PERSON RECORD OF FAMILY WIFE NO WIFE 1-39 LINE NUMBER FOR WIFE PERSON RECORD (SEE PPOS ON FORMAT P)
		0		
FHUSBINX	2	209	A	INDEX IN PERSON RECORD OF FAMILY HUSBAND NO HUSBAND 1-39 LINE NUMBER FOR HUSBAND ON PERSON RECORD (SEE PPOS ON FORMAT P)
		0		
FILL9	120	211	A	FILLER
FFRECTYP	1	331	A	FAMILY RECORD TYPE
		2		FAMILY RECORD
FILL10	59	332	A	FILLER

RECORD P

NAME	SIZE/ SCALE	BEGIN	DATA TYPE
PPSEQNUM	6	1	A UNIQUE HOUSEHOLD IDENTIFIER
PPOS	2	7	A PERSONS SEQUENCE NUMBER WITHIN HOUSE
BPPIND	1	9	A PRINCIPAL PERSON INDICATOR NIU, NO YES
FMEMKEY	1	10	A FAMILY MEMBERSHIP KEY NIU MEMBER UNRELATED SUBFAMILY NO 1 MEMBER UNRELATED SUBFAMILY NO 2 MEMBER UNRELATED SUBFAMILY NO 3 MEMBER UNRELATED SUBFAMILY NO 4 MEMBER UNRELATED SUBFAMILY NO 5 MEMBER UNRELATED SUBFAMILY NO 6 MEMBER OF FAMILY NONFAMILY HOUSEHOLDER OR UNRELATED INDIVIDUAL
SUBFKEY	1	11	A RELATED SUBFAMILY MEMBERSHIP KEY NIU MEMBER RELATED SUBFAMILY NO 1 MEMBER RELATED SUBFAMILY NO 2 MEMBER RELATED SUBFAMILY NO 3 MEMBER RELATED SUBFAMILY NO 4 MEMBER RELATED SUBFAMILY NO 5 MEMBER RELATED SUBFAMILY NO 6
BESR	1	12	A EMPLOYMENT STATUS RECODE NIU WORKING EMPLOYED WITH JOB, NOT AT WORK EMPLOYED LOOKING UNEMPLOYED HOUSE KEEPING NILF

RECORD P

NAME	SIZE/ SCALE	BEGIN	DATA TYPE
		5	AT SCHOOL
		6	UNABLE
		7	OTHER (RETIRED)
			NILF
			NILF
			NILF
BEXPLF	1	13	A
		0	EXPERIENCED LABOR FORCE STATUS(EDITED)
		1	NIU, NOT IN EXPERIENCED LABOR FORCE
		2	EMPLOYED
			UNEMPLOYED
BFULLPAR	1	14	A
		0	FULL-PART TIME STATUS RECODE
		1	NIU, NOT IN LABOR FORCE
		2	EMPLOYED FULL TIME
		3	PART TIME FOR ECONOMIC REASONS
		4	UNEMPLOYED FULL TIME
		5	EMPLOYED PART TIME
			UNEMPLOYED PART TIME
BITEM19X	1	15	A
		0	MAJOR ACTIVITY (LAST WEEK)
		1	NIU
		2	WORKING
		3	WITH A JOB BUT NOT AT WORK
		4	LOOKING FOR WORK
		5	KEEPING HOUSE
		6	AT SCHOOL
		7	UNABLE TO WORK
		8	RETIRED (EXPANDED FROM BASIC CPS)
			OTHER
DITEM20A	2	16	A
		00	HOURS WORKED (LAST WEEK)
			UNIVERSE IS ESR=1
			ESR IS EMPLOYMENT STATUS RECODE
			AT BEGIN POSITION 12
			NIU
			01-99 = NUMBER OF HOURS
DIT20CYN	1	18	A
			USUALLY WORKED 35 HRS PER WEEK
			UNIVERSE IS ESR=1 AND ITEM20A LT 35 HRS

RECORD P

NAME	SIZE/ SCALE	BEGIN	DATA TYPE
		0	NIU
		1	YES
		2	NO
DIT20CRN	2	19	A
			REASON NOT WORKING 35 HRS PER WEEK
			UNIVERSE IS ESR=1 AND ITEM20A LT 35 HRS
		00	NIU
		01	SLACK
		02	MATERIAL SHORTAGE
		03	PLANT OR MACHINE REPAIR
		04	NEW JOB STARTED DURING WEEK
		05	JOB TERMINATED DURING WEEK
		06	COULD FIND ONLY PART TIME WORK
		07	HOLIDAY
		08	LADOR DISPUTE
		09	BAD WEATHER
		10	OWN ILLNESS
		11	ON VACATION
		12	TOO BUSY WITH HOUSE, SCHOOL, ETC.
		13	DID NOT WANT FULL TIME WORK
		14	FULL TIME WORK WEEK LESS THAN 35 HRS
		15	OTHER
DITEM21A	1	21	A
			WHY NOT AT WORK LAST WEEK
			UNIVERSE IS ESR=2,3
			ESR IS EMPLOYMENT STATUS RECODE
			AT BEGIN POSITION 12
		0	NIU
		1	OWN ILLNESS ESR=2
		2	ON VACATION ESR=2
		3	BAD WEATHER ESR=2
		4	LADOR DISPUTE ESR=2
		5	NEW JOB, BEGIN 30 DAYSESR=3
		6	TEMPORARY LAYOFF ESR=3
		7	INDEFINATE LAYOFF ESR=3
		8	OTHER ESR=2
DITEM21B	1	22	A
			GETTING PAID FOR TIME OFF LAST WEEK
			UNIVERSE IS ESR=2

RECORD P

NAME	SIZE/ SCALE	BEGIN	DATA TYPE
		0	NIU
		1	YES
		2	NO
		3	SELF-EMPLOYED
DITEM21C	1	23	A
			USUALLY WORK 35+ HRS PER WEEK AT JOB
			UNIVERSE IS ESR=2
		0	NIU
		1	YES
		2	NO
DITM22A1	1	24	A
			CHKD PUBLIC EMPLOY AGENCY TO FIND WORK
			UNIVERSE IS ESR=3
		0	NC,NIU
		1	YES
DITM22A2	1	25	A
			CHKD PRIVATE EMPLOY AGENCY TO
			FIND WORK
			UNIVERSE IS ESR=3
		0	NC,NIU
		1	YES
DITM22A3	1	26	A
			CHKD EMPLOYER DIRECTLY TO FIND WORK
			UNIVERSE IS ESR=3
		0	NC,NIU
		1	YES
DITM22A4	1	27	A
			CHKD WITH FRIENDS TO FIND WORK
			UNIVERSE IS ESR=3
		0	NC,NIU
		1	YES
DITM22A5	1	28	A
			PLACED OR ANSWERED ADS TO FIND WORK
			UNIVERSE IS ESR=3
		0	NC,NIU
		1	YES

RECORD P

NAME	SIZE/ SCALE	BEGIN	DATA TYPE
DITM22A6	1	29	A DID NOTHING TO FIND WORK UNIVERSE IS ESR=4 TO 7 NC,NIU YES
		0 1	
DITM22A7	1	30	A OTHER METHOD USED TO FIND WORK UNIVERSE IS ESR=3 NC,NIU YES
		0 1	
DITM24D1	1	31	A BELIEVE NO WORK AVAILABLE NOT LOOKING UNIVERSE IS DEFINED ON CIVILIAN AGE 14+, MONTH IN SAMPLE 4 OR 8, ESR CODES 4 TO 7, AND ITEM20C CODES 1 OR 2 NC,NIU YES
		0 1	
DITM24D2	1	32	A COULD NOT FIND ANY WORK UNIVERSE IS DEFINED ON CIVILIAN AGE 14+, MONTH IN SAMPLE 4 OR 8, ESR CODES 4 TO 7, AND ITEM20C CODES 1 OR 2 NC,NIU YES
		0 1	
DITM24D3	1	33	A LACKS NECESSARY SCHOOLING UNIVERSE IS DEFINED ON CIVILIAN AGE 14+, MONTH IN SAMPLE 4 OR 8, ESR CODES 4 TO 7, AND ITEM20C CODES 1 OR 2 NC,NIU YES
		0 1	
DITM24D4	1	34	A EMPLOYERS THINK TOO YOUNG OR OLD, UNIVERSE IS DEFINED ON CIVILIAN AGE 14+, MONTH IN SAMPLE 4 OR 8, ESR CODES 4 TO 7, AND ITEM20C CODES 1 OR 2 NC,NIU YES
		0 1	

RECORD P

NAME	SIZE/ SCALE	BEGIN	DATA TYPE
DITM24D5	1	35	A PERSONAL HANDICAP UNIVERSE IS DEFINED ON CIVILIAN AGE 14+, MONTH IN SAMPLE 4 OR 8, ESR CODES 4 TO 7, AND ITEM20C CODES 1 OR 2 NC,NIU 0 1 YES
DITM24D6	1	36	A CANNOT ARRANGE CHILD CARE UNIVERSE IS DEFINED ON CIVILIAN AGE 14+, MONTH IN SAMPLE 4 OR 8, ESR CODES 4 TO 7, AND ITEM20C CODES 1 OR 2 NC,NIU 0 1 YES
DITM24D7	1	37	A FAMILY RESPONSIBILITIES UNIVERSE IS DEFINED ON CIVILIAN AGE 14+, MONTH IN SAMPLE 4 OR 8, ESR CODES 4 TO 7, AND ITEM20C CODES 1 OR 2 NC,NIU 0 1 YES
DITM24D8	1	38	A IN SCHOOL OR OTHER TRAINING UNIVERSE IS DEFINED ON CIVILIAN AGE 14+, MONTH IN SAMPLE 4 OR 8, ESR CODES 4 TO 7, AND ITEM20C CODES 1 OR 2 NC,NIU 0 1 YES
DITM24D9	1	39	A ILL HEALTH OR OTHER PHYSICAL DISABIL UNIVERSE IS DEFINED ON CIVILIAN AGE 14+, MONTH IN SAMPLE 4 OR 8, ESR CODES 4 TO 7, AND ITEM20C CODES 1 OR 2 NC,NIU 0 1 YES
DIT24D10	1	40	A OTHER

RECORD P

NAME	SIZE/ SCALE	BEGIN	DATA TYPE
		0 1	UNIVERSE IS DEFINED ON CIVILIAN AGE 14+, MONTH IN SAMPLE 4 OR 8, ESR CODES 4 TO 7, AND ITEM20C CODES 1 OR 2 NC,NIU YES
DIT24D11	1	41	A DO NOT KNOW UNIVERSE IS DEFINED ON CIVILIAN AGE 14+, MONTH IN SAMPLE 4 OR 8, ESR CODES 4 TO 7, AND ITEM20C CODES 1 OR 2 NC,NIU YES
DITEM22B	1	42	A WHY STARTED LOOKING FOR WORK UNIVERSE IS ESR=3 ITEM21A NOT EQUAL 6 OR 7 NIU LOST JOB QUIT JOB LEFT SCHOOL WANTED TEMPORARY WORK OTHER
DITEM22C	2	43	A WEEKS LOOKING FOR WORK UNIVERSE IS ESR=3 NIU
DITEM22D	1	45	A LOOKING FOR FULL OR PART-TIME WORK UNIVERSE IS ESR=3 NIU FULL TIME PART TIME
DITM22E1	1	46	A ANY REASON COULD NOT TAKE JOB UNIVERSE IS ESR=3 NIU YES NO

RECORD P

NAME	SIZE/ SCALE	BEGIN	DATA TYPE
DITM22E2	1	47	A
			REASON COULD NOT TAKE WORK LAST WEEK
			UNIVERSE IS U1 OR U2,
			U1 IS ESR=3 AND ITEM22E1=1
			U2 IS ESR=4 TO 7
		0	NIU
		1	ALREADY HAD A JOB -- U1
		2	TEMPORARY ILLNESS -- U1
		3	GOING TO SCHOOL -- U2
		4	OTHER -- U2
DITEM22F	1	48	A
			WHEN LAST WORKED FULL TIME 2 WKS OR MORE
			UNIVERSE IS ESR=3
		0	NIU
		1	IN LAST 5 YRS
		2	BEFORE LAST 5 YRS
		3	NEVER WORKED FULL TIME 2+ WKS
		4	NEVER WORKED AT ALL
DINDUSTR	3	49	A
			INDUSTRY (CURRENT JOB)
			UNIVERSE IS ESR=1,2,3 OR ESR=4 TO 7
			AND MONTH IN SAMPLE IS 4 OR 8 AND
			ITEM24A IS 1 TO 5
			000 = NIU OR NC
			(SEE APPENDIX A1 FOR INDUSTRY CODES)
RECODIND	2	52	A
			INDUSTRY RECODE (CURRENT JOB)
			SEE APPENDIX A2
		00	NIU
		01	AGRICULTURAL PRODUCTION
		02	AGRICULTURAL SERVICES
		03	MINING
		04	CONSTRUCTION
		05	ORDNANCE
		06	LUMBER
		07	FURNITURE
		08	STONE, CLAY, AND GLASS
		09	PRIMARY METALS
		10	FABRICATED METALS (INC. NOT SPECIFIED
		11	MACHINERY, EXC. ELECT.
		12	ELECTRICAL EQUIPMENT
		13	AUTOMOBILES

RECORD P

NAME	SIZE/ SCALE	BEGIN	DATA TYPE
		14	AIRCRAFT
		15	OTHER TRANSPORTATION EQUIPMENT
		16	INSTRUMENTS
		17	MISCELLANEOUS
		18	FOOD
		19	TOBACCO
		20	TEXTILES
		21	APPAREL
		22	PAPER
		23	PRINTING
		24	CHEMICALS
		25	PETROLEUM
		26	RUBBER AND PLASTICS
		27	LEATHER AND NOT SPEC. MFG.
		28	RAILROAD AND RAILWAY EXPRESS
		29	OTHER TRANSPORTATION
		30	COMMUNICATIONS
		31	OTHER PUBLIC UTILITIES
		32	WHOLESALE
		33	EATING AND DRINKING PLACES
		34	OTHER RETAIL
		35	BANKING AND OTHER FINANCE
		36	INSURANCE AND REAL ESTATE
		37	PRIVATE HOUSEHOLD SERVICE
		38	BUSINESS
		39	REPAIR
		40	PERSONAL SERVICES, EXC. PRIVATE HOUSEHOLDS
		41	ENTERTAINMENT AND RECREATION
		42	MEDICAL, EXC. HOSPITALS
		43	HOSPITALS
		44	WELFARE AND RELIGIOUS
		45	EDUCATIONAL
		46	OTHER PROFESSIONAL
		47	FORESTRY AND FISHERIES
		48	POSTAL
		49	OTHER FEDERAL
		50	STATE
		51	LOCAL
		52	NEVER WORKED

RECODOCC

2

54

A

OCCUPATION RECODE (CURRENT JOB)
SEE APPENDIX B2

00

NIU

01

ENGINEERS

RECORD P

NAME	SIZE/ SCALE	BEGIN	DATA TYPE
	02		PHYSICIANS, DENTISTS : RELATED
			PRACTITIONER
	03		HEALTH WORKERS, EXC. PRACTITIONERS
	04		TEACHERS, EXC. COLLEGE
	05		ENGINEERING AND SCIENCE TECHNICIAN
	06		OTHER PROFESSIONAL--SALARIED
	07		OTHER PROFESSIONAL--SELF-EMPLOYED
	08		SALARIED--MANUFACTURING
	09		SALARIED--OTHER INDUSTRIES
	10		SELF-EMPLOYED--RETAIL TRADE
	11		SELF-EMPLOYED--OTHER
	12		RETAIL TRADE
	13		OTHER
	14		BOOKKEEPERS
	15		OFFICE MACHINE OPERATORS
	16		STENOGRAPHERS, TYPISTS, AND SECRET
	17		OTHER CLERICAL WORKERS
	18		CARPENTERS
	19		OTHER CONSTRUCTION CRAFTSMEN
	20		FOREMEN (H.E.C.)
	21		MACHINISTS AND JOB SETTERS
	22		METAL CRAFTSMEN, EXC. MECHANICS,
	23		MECHANICS--AUTO
	24		MECHANICS, EXCEPT AUTO
	25		ALL OTHER CRAFTSMEN
	26		MINE WORKERS
	27		MOTOR VEHICLES AND EQUIPMENT
	28		OTHER DURABLE GOODS
	29		NONDURABLE GOODS
	30		ALL OTHER
	31		DRIVERS AND DELIVERYMEN
	32		ALL OTHER
	33		CONSTRUCTION
	34		MANUFACTURING
	35		ALL OTHER
	36		PRIVATE HOUSEHOLD WORKERS
	37		CLEANING SERVICE
	38		FOOD SERVICE
	39		HEALTH SERVICE
	40		PERSONAL SERVICE
	41		PROTECTIVE SERVICE
	42		FARMERS AND FARM MANAGERS
	43		PAID LABORERS AND SUPERVISORS
	44		UNPAID FAMILY LABORERS
	45		NEVER WORKED

RECORD P

NAME	SIZE/ SCALE	BEGIN	DATA TYPE
DOCCUPAT	3	56	A OCCUPATION CODE (CURRENT JOB) UNIVERSE IS ESR=1,2, OR 3 OR ESR=4-7 AND MONTH IN SAMPLE IS 4 OR 8 AND ITEM24A IS 1 TO 5 000 = NIU OR NC (SEE APPENDIX B1 FOR OCCUPATION CODES)
DITEM23E	1	59	A CLASS OF WORKER (CURRENT JOB) UNIVERSE IS ESR=1,2, OR 3 OR ESR=4-7 AND MONTH IN SAMPLE IS 4 OR 8 AND ITEM24A IS 1 TO 5 0 NIU, NC 1 PRIVATE 2 GOVERNMENT 3 SELF-EMPLOYED 4 WITHOUT PAY 5 NEVER WORKED
DITEM24A	1	60	A WHEN LAST WORKED FOR PAY UNIVERSE IS ESR=4 TO 7 AND MONTH IN SAMPLE = 4 OR 8 0 NIU 1 WITHIN PAST 12 MONTHS 2 1-2 YEARS AGO 3 2-3 YEARS AGO 4 3-4 YEARS AGO 5 4-5 YEARS AGO 6 5+ YEARS AGO 7 NEVER WORKED
DITEM24B	1	61	A WHY LEFT JOB UNIVERSE IS ESR=4 TO 7 AND MONTH IN SAMPLE IS 4 OR 8 AND ITEM24A IS 1 TO 5 0 NIU 1 PERSONAL, FAMILY OR SCHOOL 2 HEALTH 3 RETIREMENT OR OLD AGE 4 SEASONAL JOB COMPLETED 5 SLACK WORK OR BUSINESS CONDITIONS

RECORD P

NAME	SIZE/ SCALE	BEGIN	DATA TYPE
		6 7 8	TEMP NONSEASONAL JOB COMPLETED UNSATISFACTORY WORK ARRANGEMENTS OTHER
DITEM24C	1	62	A WANT REGULAR JOB NOW UNIVERSE IS ESR=4 TO 7 AND MONTH IN SAMPLE IS 4 OR 8 0 NIU 1 YES 2 MAYBE, IT DEPENDS 3 NO 4 DON'T KNOW
DITEM24E	1	63	A INTEND TO LOOK FOR WORK NEXT 12 MOS. UNIVERSE IS ESR=4 TO 7 AND MONTH IN SAMPLE IS 4 OR 8 0 NIU, NC 1 YES 2 IT DEPENDS 3 NO 4 DON'T KNOW
BAALLLF	1	64	A ALLOCATION FLAG ITEMS BAALLLF THRU BAITM24E ARE ALLOCATION FLAGS FOR THE CORRESPONDING ITEMS 0 NOT ALLOCATED, NIU 1 ALLOCATED
BAITM19	1	65	A ALLOCATION FLAG
BAITM23B	1	66	A ALLOCATION FLAG
BAITM23C	1	67	A ALLOCATION FLAG

RECORD P

NAME	SIZE/ SCALE	BEGIN	DATA TYPE
BAITM23E	1	68	A ALLOCATION FLAG
BAITM20A	1	69	A ALLOCATION FLAG
BAITM20C	1	70	A ALLOCATION FLAG
BAITM21A	1	71	A ALLOCATION FLAG
BAITM21B	1	72	A ALLOCATION FLAG
BAITM21C	1	73	A ALLOCATION FLAG
BAITM22C	1	74	A ALLOCATION FLAG
BAITM22F	1	75	A ALLOCATION FLAG
BAITM22D	1	76	A ALLOCATION FLAG
BAITM24B	1	77	A ALLOCATION FLAG
BAITM24A	1	78	A ALLOCATION FLAG
BAITM24C	1	79	A ALLOCATION FLAG

RECORD P

NAME	SIZE/ SCALE	BEGIN	DATA TYPE
BAITM24D	1	80	A ALLOCATION FLAG
BAITM22A	1	81	A ALLOCATION FLAG
BAITM22E	1	82	A ALLOCATION FLAG
FILL11	1	83	A FILLER
BAITM22B	1	84	A ALLOCATION FLAG
BAITM24E	1	85	A ALLOCATION FLAG
FILL12	4	86	A FILLER
BAESR	1	90	A ALLOCATION FLAG
BWEIGHT	11/-2	91	A BASIC CPS WEIGHT (TWO IMPLIED DECIMALS) CIVILIANS 14 AND OVER 0=NIU, N=BASIC CPS WGT SPANISH POPULATION WHICH IS OVER SAMPLED HAS WEIGHT OF BLANK OR 0
POPSTAT	1	102	A POPULATION TYPE ITEM25A NONINTERVIEW RECORD CIVILIAN 15+ ARMED FORCES CHILDREN

0
1
2
3

RECORD P

NAME	SIZE/ SCALE	BEGIN	DATA TYPE
RELHEAD	1	103	A
		1	RELATIONSHIP TO HOUSEHOLDER
		2	HOUSEHOLDER WITH OTHER RELATIVES
		3	NONFAMILY HOUSEHOLDER
		4	SPOUSE OF HOUSEHOLDER
		5	CHILD OF HOUSEHOLDER
		6	OTHER RELATIVE OF HOUSEHOLDER
		7	UNRELATED SUBFAMILY MEMBER
			UNRELATED INDIVIDUAL
TYPEBOX	1	104	A
		0	FAMILY TYPE
		1	FAMILY
		2	UNRELATED INDIVIDUAL
		3	UNRELATED SUBFAMILY MEMBER
		4	RELATED SUBFAMILY
			NONFAMILY HOUSEHOLDER
FAMNUMBE	1	105	A
		0	FAMILY NUMBER
			NOT IN RELATED OR UNRELATED SUBFAMILY
			1-6 RELATED OR UNRELATED SUBFAMILY
FAMREL	1	106	A
		0	FAMILY RELATIONSHIP
		1	NOT IN RELATED OR UNRELATED SUBFAMILY
		2	HOUSEHOLDER (RELATED OR UNRELATED SUBFAMILY)
		3	SPOUSE (RELATED OR UNRELATED SUBFAMILY)
		4	CHILD (RELATED OR UNRELATED SUBFAMILY)
			OTHER RELATIVE (UNRELATED SUBFAMILY)
MARSTAT	1	107	A
		1	MARITAL STATUS
		2	MARRIED, CIVILIAN SPOUSE PRESENT
		3	MARRIED, AF SPOUSE PRESENT
		4	MARRIED, AF SPOUSE ABSENT
		5	MARRIED, SPOUSE ABSENT
		6	WIDOWED
		7	DIVORCED
		8	SEPARATED
			NEVER MARRIED
			(INCLUDES UNDER 14 YEARS)

RECORD P

NAME	SIZE/ SCALE	BEGIN	DATA TYPE
SEX	1	108	A
		1	SEX
		2	MALE
			FEMALE
RACE	1	109	A
		1	RACE
		2	WHITE
		3	BLACK
			OTHER
AGE	2	110	A
			AGE IN SINGLE YEARS
VET	1	112	A
		0	VETERAN STATUS
		1	FEMALES, CHILDREN UNDER 15
		2	VIETNAM ERA
		3	KOREAN
		4	WW II
		5	WW I
		6	OTHER SERVICE
			NON-VETERAN
ETHNICIT	2	113	A
		10	SPANISH ETHNICITY
		11	MEXICAN AMERICAN
		12	CHICANO
		13	MEXICAN
		14	MEXICANO
		15	PUERTO RICAN
		16	CUBAN
		17	CENTRAL OR SOUTH AMERICAN
		30	OTHER SPANISH
		39	ANOTHER GROUP NOT LISTED
		40	DONT KNOW
			NOT AVAILABLE
HIGHGRAD	2	115	A
		00	HIGHEST GRADE ATTENDED
		01	CHILDREN UNDER 15
			NONE

RECORD P

NAME	SIZE/ SCALE	BEGIN	DATA TYPE
		02	ELEMENTARY ONE
		03	ELEMENTARY TWO
		04	ELEMENTARY THREE
		05	ELEMENTARY FOUR
		06	ELEMENTARY FIVE
		07	ELEMENTARY SIX
		08	ELEMENTARY SEVEN
		09	ELEMENTARY EIGHT
		10	HIGH SCHOOL ONE
		11	HIGH SCHOOL TWO
		12	HIGH SCHOOL THREE
		13	HIGH SCHOOL FOUR
		14	COLLEGE ONE
		15	COLLEGE TWO
		16	COLLEGE THREE
		17	COLLEGE FOUR
		18	COLLEGE FIVE
		19	COLLEGE SIX OR MORE
GRADECOM	1	117	A COMPLETED HIGHEST GRADE ATTENDED
		0	CHILDREN UNDER 15
		1	YES
		2	NO
MARSUPPH	11/-2	118	A MARCH SUPPLEMENT WEIGHT (TWO IMPLIED DECIMALS)
I34N	1	129	A DID NOT WORK LAST YEAR
		0	NIU/NC
		1	ITEM 34 NONE CIRCLE CODED
I35	1	130	A LOOKING FOR WORK LAST YEAR
		0	NIU
		1	YES
		2	NO
I36	2	131	A WEEKS LOOKING, FOR NONWORKERS

RECORD P

NAME	SIZE/ SCALE	BEGIN	DATA TYPE
		00	NIU 01-52 NUMBER OF WEEKS LOOKING
I37	1	133	A MAIN REASON DID NOT WORK LAST YEAR NIU 0 ILL OR DISABLED 1 TAKING CARE OF HOME/FAMILY 2 GOING TO SCHOOL 3 COULD NOT FIND WORK 4 IN ARMED FORCES 5 RETIRED 6 OTHER 7
I34WK	2	134	A WEEKS WORKED LAST YEAR NIU 00 01-52 NUMBER WEEKS (PART-TIME OR FULL-TIME)
I38	2	136	A HOURS PER WEEK WORKED LAST YEAR NIU 00 01-99 NUMBER OF HOURS PER WEEK
I39	1	138	A NUMBER OF EMPLOYERS LAST YEAR NIU 0 1 EMPLOYER LAST YEAR 1 2 EMPLOYERS 2 3+ EMPLOYERS 3
I40	1	139	A LOOKED FOR WORK IN BETWEEN JOBS NIU 0 YES, DID LOOK FOR WORK BETWEEN JOBS 1 2 NO
I42	1	140	A LOST FULL WEEKS WORK DUE TO WORK LAYOFF OR LOST JOB

RECORD P

NAME	SIZE/ SCALE	BEGIN	DATA TYPE
		0	NIU
		1	YES
		2	NO
I43N	1	141	A
			WEEKS LOOKING OR ON LAYOFF
		0	NIU,HC
		1	NONE CODED
I43WK	2	142	A
			WEEKS LOOKING OR ON LAYOFF
		00	NIU
			01-51 WEEKS LOOKING OR ON LAYOFF
I44	1	144	A
			WEEKS LOOKING ALL IN ONE STRETCH
		0	NIU
		1	1 WEEK
		2	2 WEEKS
		3	3+ WEEKS
I45	1	145	A
			WHAT WAS DONE MOST OF REMAINING WEEKS
			LAST YEAR
		0	NIU
		1	ILL OR DISABLED
		2	TAKING CARE OF HOME/ FAMILY
		3	GOING TO SCHOOL
		4	IN ARMED FORCES
		5	RETIRED
		6	OTHER
I47	1	146	A
			WORKED LESS THAN 35 HRS PER WEEK
			LAST YEAR
		0	NIU
		1	YES, WORKED SOME PART TIME
		2	NO
I48	2	147	A
			WEEKS WORKED PART-TIME

RECORD P

NAME	SIZE/ SCALE	BEGIN	DATA TYPE
		0	NIU 01-52 NUMBER WEEKS PART-TIME
I49	1	149	A REASON WORKED PART TIME 0 NIU 1 COULD ONLY FIND PART TIME 2 WANTED OR COULD ONLY WORK PART TIME 3 SLACK WORK OR MATERIAL SHORTAGE 4 OTHER
I50CW	1	150	A CLASS OF WORKER (LONGEST JOB LAST YEAR) 0 NIU 1 PRIVATE 2 FEDERAL GOV'T 3 STATE GOV'T 4 LOCAL GOV'T 5 SE - INCORPORATED 6 SELF-EMPLOYED OR FARM 7 WITHOUT PAY
I50IND	3	151	A INDUSTRY CODE (LONGEST JOB LAST YEAR) SEE APPENDIX A1
I500CC	3	154	A OCCUPATION CODE (LONGEST JOB LAST YEAR) SEE APPENDIX B1
I51AWS	1	157	A WAGE AND SALARY RECIPIENCY 0 NIU 1 YES 2 NO
I51BSE	1	158	A SELF-EMPLOYMENT RECIPIENCY 0 NIU 1 YES 2 NO

RECORD P

NAME	SIZE/ SCALE	BEGIN	DATA TYPE
I51CFR	1	159	A
		0	FARM INCOME RECIPIENCY
		1	NIU
		2	YES
			NO
I52ASS	1	160	A
		0	SOCIAL SECURITY RECIPIENCY
		1	NIU
		2	YES
			NO
I52ARR	1	161	A
		0	RAILROAD RETIREMENT RECIPIENCY
		1	NIU
		2	YES
			NO
I52BUS	1	162	A
		0	U.S. GOV'T RECIPIENCY
		1	NIU
		2	YES
			NO
I52BSL	1	163	A
		0	STATE AND LOCAL GOV'T RECIPIENCY
		1	NIU
		2	YES
			NO
I53AADC	1	164	A
		0	AID TO DEPENDENT CHILDREN RECIPIENCY
		1	NIU
		2	YES
			NO
I53AOTH	1	165	A
		0	OTHER PUBLIC ASSISTANCE RECIPIENCY
		1	NIU
		2	YES
			NO

RECORD P

NAME	SIZE/ SCALE	BEGIN	DATA TYPE
I53BINT	1	166	A
		0	INTEREST RECIPIENCY
		1	NIU
		2	YES
			NO
I53CDIV	1	167	A
		0	DIVIDENDS RECIPIENCY
		1	NIU
		2	YES
			NO
I53CRENT	1	168	A
		0	RENT AND ROYALTIES RECIPIENCY
		1	NIU
		2	YES
			NO
I53CEST	1	169	A
		0	ESTATES AND TRUSTS RECIPIENCY
		1	NIU
		2	YES
			NO
I53DVP	1	170	A
		0	VETERANS PAYMENTS RECIPIENCY
		1	NIU
		2	YES
			NO
I53DUC	1	171	A
		0	UNEMPLOYMENT COMPENSATION RECIPIENCY
		1	NIU
		2	YES
			NO
I53DWC	1	172	A
		0	WORKMANS COMPENSATION RECIPIENCY
		1	NIU
		2	YES
			NO

RECORD P

NAME	SIZE/ SCALE	BEGIN	DATA TYPE
I53EPP	1	173	A
		0	PRIVATE PENSIONS RECIPIENCY
		1	NIU
		2	YES
			NO
I53EMR	1	174	A
		0	MILITARY RETIREMENT RECIPIENCY
		1	NIU
		2	YES
			NO
I53EFG	1	175	A
		0	FEDERAL GOV'T PENSION RECIPIENCY
		1	NIU
		2	YES
			NO
I53ELG	1	176	A
		0	STATE AND LOCAL GOV'T PENSION RECIPIENCY
		1	NIU
		2	YES
			NO
I53FAL	1	177	A
		0	ALIMONY AND CHILD SUPPORT RECIPIENCY
		1	NIU
		2	YES
			NO
I53FREG	1	178	A
		0	OTHER REGULAR CONTRIBUTION RECIPIENCY
		1	NIU
		2	YES
			NO
I53FAE	1	179	A
		0	ANYTHING ELSE RECIPIENCY
		1	NIU
		2	YES
			NO

RECORD P

NAME	SIZE/ SCALE	BEGIN	DATA TYPE
INCWSFLA	1	180	A
			WS-FLAG
			INCWSFLA THRU INCCSFLA ARE FLAGS
			INDICATING WHETHER THE CORRESPONDING
			ITEMS HAVE BEEN ALLOC. FOR THE INCOME
			FIELDS FROM QUESTIONS 151, 152 AND 153
		0	NO ALLOCATION
		1	INCOME AMOUNT ALLOCATED
		2	RECIPIENCY TYPE ALLOCATED
		3	INCOME AND RECIPIENCY TYPE ALLOCATED
INCSEFLA	1	181	A
			SELF EMPLOYMENT FLAG
		0	NO ALLOCATION
		1	INCOME AMOUNT ALLOCATED
		2	RECIPIENCY TYPE ALLOCATED
		3	INCOME AND RECIPIENCY TYPE ALLOCATED
INCFRFLA	1	182	A
			FARM INCOME FLAG
		0	NO ALLOCATION
		1	INCOME AMOUNT ALLOCATED
		2	RECIPIENCY TYPE ALLOCATED
		3	INCOME AND RECIPIENCY TYPE ALLOCATED
INCUSFLA	1	183	A
			U.S. GOV'T FLAG
		0	NO ALLOCATION
		1	INCOME AMOUNT ALLOCATED
		2	RECIPIENCY TYPE ALLOCATED
		3	INCOME AND RECIPIENCY TYPE ALLOCATED
INCSPFLA	1	184	A
			STATE AND LOCAL GOV'T FLAG
		0	NO ALLOCATION
		1	INCOME AMOUNT ALLOCATED
		2	RECIPIENCY TYPE ALLOCATED
		3	INCOME AND RECIPIENCY TYPE ALLOCATED
INCPAFLA	1	185	A
			PUBLIC ASSISTANCE FLAG

RECORD P

NAME	SIZE/ SCALE	BEGIN	DATA TYPE
		0	NO ALLOCATION
		1	INCOME AMOUNT ALLOCATED
		2	RECIPIENCY TYPE ALLOCATED
		3	INCOME AND RECIPIENCY TYPE ALLOCATED
INCINTFL	1	186	A
			INTEREST FLAG
		0	NO ALLOCATION
		1	INCOME AMOUNT ALLOCATED
		2	RECIPIENCY TYPE ALLOCATED
		3	INCOME AND RECIPIENCY TYPE ALLOCATED
INCDIVFL	1	187	A
			DIVIDEND FLAG
		0	NO ALLOCATION
		1	INCOME AMOUNT ALLOCATED
		2	RECIPIENCY TYPE ALLOCATED
		3	INCOME AND RECIPIENCY TYPE ALLOCATED
INCVFLA	1	188	A
			VETERANS PAYMENTS FLAG
		0	NO ALLOCATION
		1	INCOME AMOUNT ALLOCATED
		2	RECIPIENCY TYPE ALLOCATED
		3	INCOME AND RECIPIENCY TYPE ALLOCATED
INCRETFL	1	189	A
			RENTAL INCOME FLAG
		0	NO ALLOCATION
		1	INCOME AMOUNT ALLOCATED
		2	RECIPIENCY TYPE ALLOCATED
		3	INCOME AND RECIPIENCY TYPE ALLOCATED
INCC5FLA	1	190	A
			CHILD SUPPORT - FLAG
		0	NO ALLOCATION
		1	INCOME AMOUNT ALLOCATED
		2	RECIPIENCY TYPE ALLOCATED
		3	INCOME AND RECIPIENCY TYPE ALLOCATED

RECORD P

NAME	SIZE/ SCALE	BEGIN	DATA TYPE
I51A	5	191	A WAGES OR SALARIES VALUE RANGES FROM 00000 TO 50000
I51B	6	196	A SELF EMPLOYMENT INCOME LEADING '-' INDICATES LOSS VALUE RANGES FROM -9999 TO 050000
I51C	6	202	A FARM INCOME LEADING '-' INDICATES LOSS VALUE RANGES FROM -9999 TO 50000
I52A	5	208	A INCOME FROM U.S. GOV'T VALUE RANGES FROM 00000 TO 19999
I52B	4	213	A SUPPLEMENTAL SECURITY INCOME VALUE RANGES FROM 0000 TO 5999
I53A	5	217	A PUBLIC ASSISTANCE AMOUNT VALUE RANGES FROM 00000 TO 19999
I53B	5	222	A INTEREST AMOUNT VALUE RANGES FROM 00000 TO 50000
I53C	6	227	A DIVIDENDS, RENTALS, TRUST INCOME LEADING '-' INDICATES LOSS VALUE RANGES FROM -9999 TO 050000
I53D	5	233	A VETERANS, UNEMPLOYMENT, WORKMAN'S COMP VALUE RANGES FROM 00000 TO 29999

RECORD P

NAME	SIZE/ SCALE	BEGIN	DATA TYPE
I53E	5	238	A PENSION INCOME VALUE RANGES FROM 00000 TO 50000
I53F	5	243	A ALIMONY, CHILD SUPPORT, OTHER INCOME VALUE RANGES FROM 00000 TO 50000
PINCTOT	7	248	A PERSONAL INCOME TOTAL VALUE RANGES FROM -29,997 TO 0425996
PINCEARN	7	255	A TOTAL EARNINGS VALUE RANGES FROM -19998 TO 0150000
PINCOTH	7	262	A TOTAL OTHER INCOME VALUE RANGES FROM -9999 TO 275,996
FLAG51A	1	269	A TOP CODED FLAG FLAG51A THRU FLPINOTH ARE FLAGS INDICATING THAT THE CORRESPONDING ITEM HAS BEEN TOP-CODED FOR CONFIDENTIALITY 0 NOT TOP CODED 1 TOP CODED
FLAG51B	1	270	A TOP CODED FLAG 0 NOT TOP CODED 1 TOP CODED
FLAG51C	1	271	A TOP CODED FLAG 0 NOT TOP CODED 1 TOP CODED
FLAG52A	1	272	A TOP CODED FLAG

RECORD P

NAME	SIZE/ SCALE	BEGIN	DATA TYPE
		0 1	NOT TOP CODED TOP CODED
FLAG52B	1	273	A TOP CODED FLAG NOT TOP CODED TOP CODED
FLAG53A	1	274	A TOP CODED FLAG NOT TOP CODED TOP CODED
FLAG53B	1	275	A TOP CODED FLAG NOT TOP CODED TOP CODED
FLAG53C	1	276	A TOP CODED FLAG NOT TOP CODED TOP CODED
FLAG53D	1	277	A TOP CODED FLAG NOT TOP CODED TOP CODED
FLAG53E	1	278	A TOP CODED FLAG NOT TOP CODED TOP CODED
FLAG53F	1	279	A TOP CODED FLAG NOT TOP CODED TOP CODED
FLPINTOT	1	280	A TOP CODED FLAG

RECORD P

NAME	SIZE/ SCALE	BEGIN	DATA TYPE
		0	NOT TOP CODED
		1	TOP CODED
FLPINERN	1	281	A
			TOP CODED FLAG
		0	NOT TOP CODED
		1	TOP CODED
FLPINDTH	1	282	A
			TOP CODED FLAG
		0	NOT TOP CODED
		1	TOP CODED
FILL13	6	283	A
			FILLER
PLOWINC	6	289	A
		0	LOW INCOME (POVERTY) CUT-OFF DOLLAR AMT NIU, PERSONS LESS THAN 65
RBEMPST	1	295	A
			LABOR FORCE RECODE 1
		0	NIU
		1	FULL TIME
		2	PART TIME
		3	UNEMPLOYED EXPERIENCED
		4	UNEMPLOYED NOT EXPERIENCED
		5	ARMED FORCES
		6	NOT IN LABOR FORCE
REMPSTA	1	296	A
			LABOR FORCE RECODE 2
		0	NIU
		1	NOT IN LABOR FORCE
		2	UNEMPLOYED
		3	NONAGRICULTURAL EMPLOYMENT
		4	AGRICULTURAL EMPLOYMENT
RHHDFMS	2	297	A
			HOUSEHOLD RECODE 1

RECORD P

NAME	SIZE/ SCALE	BEGIN	DATA TYPE
------	----------------	-------	--------------

01			HOUSEHOLDER
02			SPOUSE OF HOUSEHOLDER:
			CHILD OF HOUSEHOLDER:
			UNDER 18, SINGLE (NEVER MARRIED):
03			REFERENCE PERSON OF RELATED SUBFAMILY
04			NOT IN A RELATED SUBFAMILY
			UNDER 18, EVER MARRIED:
05			REFERENCE PERSON OF RELATED SUBFAMILY
06			SPOUSE OF RELATED SUBFAMILY REFERENCE PERSON
07			NOT IN A RELATED SUBFAMILY
			18 YEARS OLD AND OVER, SINGLE (NEVER MARRIED):
08			REFERENCE PERSON OF RELATED SUBFAMILY
09			NOT IN A RELATED SUBFAMILY
			18 YEARS OLD AND OVER, EVER MARRIED:
10			REFERENCE PERSON OF RELATED SUBFAMILY
11			SPOUSE OF RELATED SUBFAMILY REFERENCE PERSON
12			NOT IN A RELATED SUBFAMILY
13			GRANDCHILD UNDER 18, SINGLE (NEVER MARRIED) OF HOUSEHOLDER
			OTHER RELATIVE OF REFERENCE PERSON:
			UNDER 18, SINGLE (NEVER MARRIED):
14			REFERENCE PERSON OF RELATED SUBFAMILY
15			CHILD OF RELATED SUBFAMILY REFERENCE PERSON
16			NOT IN A RELATED SUBFAMILY
			UNDER 18, EVER MARRIED:
17			REFERENCE PERSON OF RELATED SUBFAMILY
18			SPOUSE OF RELATED SUBFAMILY REFERENCE PERSON
19			NOT IN A RELATED SUBFAMILY
			18 YEARS OLD AND OVER, SINGLE (NEVER MARRIED):
20			REFERENCE PERSON OF A RELATED SUBFAMILY
21			NOT IN A RELATED SUBFAMILY
			18 YEARS OLD AND OVER, EVER MARRIED:
22			REFERENCE PERSON OF A RELATED SUBFAMILY
23			SPOUSE OF A RELATED SUBFAMILY REFERENCE PERSON
24			NOT IN A RELATED SUBFAMILY
			IN UNRELATED SUBFAMILY:
25			REFERENCE PERSON OF UNRELATED SUBFAMILY
26			SPOUSE OF UNRELATED SUBFAMILY REFERENCE PERSON

RECORD P

NAME	SIZE/ SCALE	BEGIN	DATA TYPE
		27	CHILD, UNDER 18, SINGLE (NEVER MARRIED) OF UNRELATED REFERENCE PERSON
		28	OTHER RELATIVE OF UNRELATED SUBFAMILY REFERENCE PERSON: UNDER 18, SINGLE (NEVER MARRIED)
		29	UNDER 18, EVER MARRIED
		30	18 YEARS OLD AND OVER, SINGLE (NEVER MARRIED)
		31	18 YEARS OLD AND OVER, EVER MARRIED
			NOT IN A FAMILY:
		32	NONFAMILY HOUSEHOLDER
		33	UNRELATED INDIVIDUAL
		34	IN GROUP QUARTERS, UNRELATED INDIVIDUAL

NAME	SIZE/ SCALE	BEGIN	DATA TYPE
RHHDREL	1	299	A
			HOUSEHOLD RECODE 2
		1	HOUSEHOLDER
		2	SPOUSE OF HOUSEHOLDER
		3	CHILD OF HOUSEHOLDER, UNDER 18, NEVER MARRIED
		4	CHILD OF HOUSEHOLDER, UNDER 18 EVER MARRIED
		5	CHILD OF HOUSEHOLDER, 18 +
		6	OTHER RELATIVE OF HOUSEHOLDER
		7	NONRELATIVE OF HOUSEHOLDER
		8	UNRELATED INDIVIDUALS

NAME	SIZE/ SCALE	BEGIN	DATA TYPE
RFAMREL	2	300	A
			HOUSEHOLD RECODE 3
		01	HOUSEHOLDER
		02	SPOUSE OF HOUSEHOLDER
		03	CHILD OF HOUSEHOLDER, UNDER 18, NEVER MARRIED
		04	CHILD OF HOUSEHOLDER, UNDER 18, EVER MARRIED
		05	18 YEARS AND OVER
		06	GRANDCHILD OF HOUSEHOLDER, UNDER 18 NEVER MARRIED
		07	OTHER RELATIVE OF HOUSEHOLDER, UNDER 18 YEARS, NEVER MARRIED
		08	OTHER RELATIVE OF HOUSEHOLDER UNDER 18 YEARS, EVER-MARRIED
		09	OTHER RELATIVE OF HOUSEHOLDER 18

RECORD P

NAME	SIZE/ SCALE	BEGIN	DATA TYPE
		10	YEARS AND OVER
		11	NONFAMILY HOUSEHOLDER UNRELATED INDIVIDUAL
RFAMST	1	302	A
			HOUSEHOLD RECODE 4
		1	HOUSEHOLDER
		2	SPOUSE
		3	RELATED CHILDREN UNDER 6 YEARS
		4	RELATED CHILDREN 6 TO 17 YEARS
		5	OTHER FAMILY MEMBER
		6	UNRELATED INDIVIDUAL, MALE
		7	UNRELATED INDIVIDUAL, FEMALE
RPARENT	1	303	A
			PARENTS RECODE (PRESENCE OF PARENTS)
		0	NIU
		1	BOTH PARENTS PRESENT
		2	MOTHER ONLY PRESENT
		3	FATHER ONLY PRESENT
		4	NEITHER PARENT PRESENT
RAGE1	2	304	A
			AGE RECODE 1
		00	NIU
		01	15 YEARS
		02	16 AND 17 YEARS
		03	18 AND 19 YEARS
		04	20 AND 21 YEARS
		05	22 TO 24 YEARS
		06	25 TO 29 YEARS
		07	30 TO 34 YEARS
		08	35 TO 39 YEARS
		09	40 TO 44 YEARS
		10	45 TO 49 YEARS
		11	50 TO 54 YEARS
		12	55 TO 59 YEARS
		13	60 TO 61 YEARS
		14	62 TO 64 YEARS
		15	65 TO 69 YEARS
		16	70 TO 74 YEARS
		17	75 YEARS AND OVER

RECORD P

NAME	SIZE/ SCALE	BEGIN	DATA TYPE
RAGE4	1	306	A
			AGE RECODE
		1	UNDER 18 YEARS
		2	18 TO 64 YEARS
		3	65 YEARS AND OVER
RWEXP	2	307	A
			WEEKS WORKED RECODE
		00	NIU
		01	50 TO 52 WEEKS -WORKED FULL TIME
		02	48 TO 49 WEEKS -WORKED FULL TIME
		03	40 TO 47 WEEKS -WORKED FULL TIME
		04	27 TO 39 WEEKS -WORKED FULL TIME
		05	14 TO 26 WEEKS -WORKED FULL TIME
		06	13 WEEKS OR LESS-WORKED FULL TIME
		07	50 TO 52 WEEKS -WORKED PART TIME
		08	48 TO 49 WEEKS -WORKED PART TIME
		09	40 TO 47 WEEKS -WORKED PART TIME
		10	27 TO 39 WEEKS -WORKED PART TIME
		11	14 TO 26 WEEKS -WORKED PART TIME
		12	13 WEEKS OR LESS-WORKED PART TIME
		13	NONWORKER
RWEWKRS	1	309	A
			PART-FULL TIME RECODE
		0	NIU
		1	FULL TIME (FULL YEAR WORKER)
		2	PART TIME (FULL YEAR WORKER)
		3	FULL TIME (PART YEAR WORKER)
		4	PART TIME (PART YEAR WORKER)
		5	NONWORKER
RWELKNW	1	310	A
			WORK RECODE 1
			WORK EXPERIENCE WEEKS LOOKING -
			NON-WORKERS
		0	NIU
		1	NONE (NOT LOOKING FOR WORK)
		2	1 TO 4 WEEKS LOOKING
		3	5 TO 14 WEEKS LOOKING
		4	15 TO 26 WEEKS LOOKING
		5	27 TO 39 WEEKS LOOKING
		6	40 OR MORE WEEKS LOOKING
		7	WORKERS

RECORD P

NAME	SIZE/ SCALE	BEGIN	DATA TYPE
RWEUEMP	1	311	A
			WORK RECODE 2
			PART YEAR WORKER WEEKS LOOKING
		0	NIU
		1	NONE
		2	1 TO 4 WEEKS
		3	5 TO 10 WEEKS
		4	11 TO 14 WEEKS
		5	15 TO 26 WEEKS
		6	27 TO 39 WEEKS
		7	40 OR MORE WEEKS
		8	FULL YEAR WORKER
		9	NONWORKER
RPYRSN	1	312	A
			WORK RECODE 3
			PART YEAR WORKER WEEKS LOOKING
		0	NIU
		1	UNEMPLOYED
		2	ILL OR DISABLED
		3	KEEPING HOUSE
		4	GOING TO SCHOOL
		5	ARMED FORCES
		6	RETIRED
		7	OTHER
		8	FULL YEAR WORKER
		9	NEVER WORKED
REARNER	1	313	A
			EARNER RECODE
		0	NIU
		1	EARNER
		2	NONEARNER
RCLWK	1	314	A
			CLASS OF WORKER RECODE 1
		0	NIU
		1	PRIVATE
		2	GOVERNMENT
		3	SELF-EMPLOYED
		4	WITHOUT PAY
		5	NEVER WORKED

RECORD P

NAME	SIZE/ SCALE	BEGIN	DATA TYPE
RWECLW	1	315	A
			CLASS OF WORKER RECODE 2
		0	NIU
		1	WAGE AND SALARY -AGRICULTURE
		2	SELF-EMPLOYED -AGRICULTURE
		3	UNPAID -AGRICULTURE
		4	PRIVATE HOUSEHOLD -NONAGRICULTURE
		5	OTHER PRIVATE -NONAGRICULTURE
		6	GOVERNMENT -NONAGRICULTURE
		7	SELF-EMPLOYED -NONAGRICULTURE
		8	UNPAID -NONAGRICULTURE
		9	NEVER WORKED -NONAGRICULTURE
RWEMIND	2	316	A
			MAJOR INDUSTRY RECODE 3
		00	NIU
		01	AGRICULTURE, FORESTRY, AND FISHERIES
		02	MINING
		03	CONSTRUCTION
		04	DURABLE GOODS
		05	NONDURABLE GOODS
		06	TRANSPORT, COMMUNICATIONS:PUB.UTIL
		07	WHOLESALE TRADE
		08	RETAIL TRADE
		09	FINANCE, INSURANCE, AND REAL ESTATE
		10	BUSINESS AND REPAIR SERVICES
		11	PRIVATE HOUSEHOLD
		12	EXCEPT PRIVATE HOUSEHOLD
		13	ENTERTAINMENT AND RECREATION SERVICE
		14	PROFESSIONAL AND RELATED SERVICES
		15	PUBLIC ADMINISTRATION
		16	NO PREVIOUS FULL-TIME WORK EXPERIENC
RWEOCC	2	318	A
			DETAILED OCCUPATION RECODE 3
		00	NIU
		01	ENGINEERS
		02	PHYSICIANS, DENTISTS : RELATED PRACTITIONERS
		03	HEALTH WORKERS, EXC. PRACTITIONERS
		04	TEACHERS, EXC. COLLEGE
		05	ENGINEERING AND SCIENCE TECHNICIAN
		06	OTHER PROFESSIONAL--SALARIED
		07	OTHER PROFESSIONAL--SELF-EMPLOYED
		08	SALARIED--MANUFACTURING
		09	SALARIED--OTHER INDUSTRIES

RECORD P

NAME	SIZE/ SCALE	BEGIN	DATA TYPE
		10	SELF-EMPLOYED--RETAIL TRADE
		11	SELF-EMPLOYED--OTHER
		12	RETAIL TRADE
		13	OTHER
		14	BOOKKEEPERS
		15	OFFICE MACHINE OPERATORS
		16	STENOGRAPHERS, TYPISTS, AND SECRETARIES
		17	OTHER CLERICAL WORKERS
		18	CARPENTERS
		19	OTHER CONSTRUCTION CRAFTSMEN
		20	FOREMEN (N.E.C.)
		21	MACHINISTS AND JOB SETTERS
		22	METAL CRAFTSMEN, EXC. MECHANICS, MACHINISTS AND JOB SETTERS
		23	MECHANICS--AUTO
		24	MECHANICS, EXCEPT AUTO
		25	ALL OTHER CRAFTSMEN
		26	MINE WORKERS
		27	MOTOR VEHICLES AND EQUIPMENT
		28	OTHER DURABLE GOODS
		29	NONDURABLE GOODS
		30	ALL OTHER
		31	DRIVERS AND DELIVERYMEN
		32	ALL OTHER
		33	CONSTRUCTION
		34	MANUFACTURING
		35	ALL OTHER
		36	PRIVATE HOUSEHOLD WORKERS
		37	CLEANING SERVICE
		38	FOOD SERVICE
		39	HEALTH SERVICE
		40	PERSONAL SERVICE
		41	PROTECTIVE SERVICE
		42	FARMERS AND FARM MANAGERS
		43	PAID LABORERS AND SUPERVISORS
		44	UNPAID FAMILY LABORERS
		45	NEVER WORKED
RWEMOCG	2	320	A MAJOR OCCUPATION RECODE 4
		00	NIU
		01	PROFESSIONAL, TECHNICAL, AND KINDRED
		02	MANAGERS AND ADMINISTRATORS, EXCLUDING FARM
		03	SALES WORKERS
		04	CLERICAL AND KINDRED WORKERS

RECORD P

NAME	SIZE/ SCALE	BEGIN	DATA TYPE
		05	CRAFT AND KINDRED WORKERS
		06	OPERATIVES, EXC. TRANSPORT
		07	TRANSPORT EQUIPMENT OPERATIVES
		08	NONFARM LABORERS, SERVICE WORKERS
		09	PRIVATE HOUSEHOLD WORKERS
		10	OTHER SERVICE WORKERS
		11	FARMERS AND FARM MANAGERS
		12	FARM LABORERS AND SUPERVISORS
		13	NO PREVIOUS FULL-TIME WORK EXPERIENC

RWEIND	2	322	A	
				DETAILED INDUSTRY RECODE 4
		00		NIU
		01		AGRICULTURAL PRODUCTION
		02		AGRICULTURAL SERVICES
		03		MINING
		04		CONSTRUCTION
		05		ORDNANCE
		06		LUMBER
		07		FURNITURE
		08		STONE, CLAY, GLASS
		09		PRIMARY METALS
		10		FABRICATED METALS (INC. NOT SPECIFIED
		11		MACHINERY, EXC. ELECT.
		12		ELECTRICAL EQUIPMENT
		13		AUTOMOBILES
		14		AIRCRAFT
		15		OTHER TRANSPORTATION EQUIP.
		16		INSTRUMENTS
		17		MISCELLANEOUS
		18		FOOD
		19		TOBACCO
		20		TEXTILES
		21		APPAREL
		22		PAPER
		23		PRINTING
		24		CHEMICALS
		25		PETROLEUM
		26		RUBBER AND PLASTICS
		27		LEATHER AND NOT SPEC. MFR.
		28		RAILROAD AND RAILWAY EXPRESS
		29		OTHER TRANSPORTATION
		30		COMMUNICATIONS
		31		OTHER PUBLIC UTILITIES
		32		WHOLESALE
		33		EATING AND DRINKING PLACES
		34		OTHER RETAIL

RECORD P

NAME	SIZE/ SCALE	BEGIN	DATA TYPE
		35	BANKING AND OTHER FINANCE
		36	INSURANCE AND REAL ESTATE
		37	PRIVATE HOUSEHOLD SERVICE
		38	BUSINESS
		39	REPAIR
		40	PERSONAL SERVICES, EXC. PRIVATE HOUSEHOLD
		41	ENTERTAINMENT AND RECREATION
		42	MEDICAL, EXC. HOSPITALS
		43	HOSPITALS
		44	WELFARE AND RELIGIOUS
		45	EDUCATIONAL
		46	OTHER PROFESSIONAL
		47	FORESTRY AND FISHERIES
		48	POSTAL
		49	OTHER FEDERAL
		50	STATE
		51	LOCAL
		52	NEVER WORKED

RPINCOM 2 324 A PERSON'S INCOME RECODE

00	NIU
01	NONE
02	LOSS
03	\$1 TO \$999
04	\$1,000 TO \$1,999
05	\$2,000 TO \$2,499
06	\$2,500 TO \$2,999
07	\$3,000 TO \$3,499
08	\$3,500 TO \$3,999
09	\$4,000 TO \$4,999
10	\$5,000 TO \$5,999
11	\$6,000 TO \$6,999
12	\$7,000 TO \$7,499
13	\$7,500 TO \$7,999
14	\$8,000 TO \$8,499
15	\$8,500 TO \$8,999
16	\$9,000 TO \$9,999
17	\$10,000 TO \$12,499
18	\$12,500 TO \$14,999
19	\$15,000 TO \$17,499
20	\$17,500 TO \$19,999
21	\$20,000 TO \$24,999
22	\$25,000 TO \$29,999
23	\$30,000 TO \$34,999
24	\$35,000 TO \$39,999

RECORD P

NAME	SIZE/ SCALE	BEGIN	DATA TYPE
		5	DIFF COUNTY, DIF STATE, CONTIGUOUS
		6	DIFF COUNTY, DIF STATE NONCONTIGUOUS
		7	MOVERS FROM ABROAD
		8	NOT IN MIGRATION SAMPLE
		9	MOVED WITHIN SAME STATE, DIFF. CNTY.
RMIGREG	1	329	A REGION OF RESIDENCE IN 1980 - MIGRATION
		1	NORTHEAST
		2	NORTH CENTRAL
		3	SOUTH
		4	WEST
		5	ABROAD
		6	NOT IN MIGRATION SAMPLE
RUACPLDS	1	330	A SMSA RESIDENCE IN 1980 RECODE
		0	NIU, NONMOVER
		1	CENTRAL CITY
		2	SMSA BALANCE
		3	NON SMSA
		4	NOT IDENTIFIABLE
PPRECTYP	1	331	A PERSON RECORD TYPE
		3	PERSON RECORD
LINENO	2	332	A LINE NUMBER
FILL14	2	334	A FILLER
MIGWORKI	1	336	A WORKING MARCH 1980
		0	NIU
		1	YES
		2	NO
MIGAF	1	337	A IN ARMED FORCES MARCH 1980

RECORD P

NAME	SIZE/ SCALE	BEGIN	DATA TYPE
		25	\$40,000 TO \$49,999
		26	\$50,000 TO \$59,999
		27	\$60,000 TO \$74,999
		28	\$75,000 AND OVER
RPSINC1	2	326	A SOURCE OF INCOME RECODE
		00	NIU
		01	WAGE OR SALARY ONLY
		02	NONFARM ONLY
		03	FARM ONLY
		04	NONFARM AND FARM
		05	WAGE OR SALARY AND NONFARM SELF- EMPLOYMENT INCOME ONLY
		06	WAGE OR SALARY AND FARM SELF- EMPLOYMENT INCOME ONLY
		07	WAGE OR SALARY, NONFARM AND FARM ONLY
		08	WAGE OR SALARY AND PROPERTY INC ONLY
		09	WAGE OR SALARY AND OTHER INCOME
		10	NONFARM INC , PROPERTY INC ONLY
		11	NONFARM SE INCOME AND OTHER INCOME
		12	FARM INC, PROPERTY INC ONLY
		13	FARM SE INCOME AND OTHER INCOME
		14	WAGE/SALARY, NONFARM, PROPERTY INC
		15	WAGE/SALARY, NONFARM, OTHER INC
		16	WAGE/SALARY, FARM, PROPERTY INC
		17	WAGE/SALARY, FARM SE AND OTHER INCOME
		18	OTHER COMBINATIONS
		19	SOCIAL SECURITY
		20	PUBLIC ASSISTANCE INCOME ONLY
		21	PENSION INCOME ONLY
		22	PENSION AND PROPERTY INCOME ONLY
		23	SOCIAL SECURITY AND PUBLIC ASSISTANCE
		24	SOCIAL SECURITY AND PROPERTY INCOME
		25	SOCIAL SECURITY AND PENSION INCOME
		26	SOCIAL SECURITY, PENSIONS, PROPERTY
		27	ALL OTHER COMBINATIONS
		28	NO INCOME
RGENMOB	1	328	A MIGRATION - RESIDENCE 1980 TO 1981
		1	NONMOVER
		2	DIFFERENT HOUSE SAME COUNTY
		3	DIFFERENT COUNTY, SAME STATE, SMSA
		4	DIFFERENT COUNTY, SAME STATE, DIFF SMSA

RECORD P

NAME	SIZE/ SCALE	BEGIN	DATA TYPE
		0	NIU
		1	YES
		2	NO
MIGCOLLE	1	338	A
			ATTENDING COLLEGE MARCH 1980
		0	NIU
		1	YES
		2	NO
MIGSAME	1	339	A
			LIVING IN SAME HOUSE MARCH 1980
		0	NIU
		1	YES
		2	NO
UACPLREC	1	340	A
			SMSA RESIDENCE MARCH 1980
		0	NIU, NONMOVER
		1	SMSA
		2	NON SMSA
		3	NOT IDENTIFIABLE
MTR1REC	2	341	A
			RESIDENCE 1980 TO RESIDENCE 1981
		01	NONMOVER
		02	SMSA TO SMSA
		03	SMSA TO NON SMSA
		04	NON SMSA TO SMSA
		05	NON SMSA TO NON SMSA
		06	ABROAD TO SMSA
		07	ABROAD TO NON SMSA
		08	NIU (CHILDREN < 2 YRS OLD)
		09	NOT IDENTIFIABLE

RECORD P

NAME	SIZE/ SCALE	BEGIN	DATA TYPE
PENSPLAN	1	343	A
			EXISTENCE OF PENSION PLAN BY EMPLOYER
		0	NOT IN UNIVERSE
		1	EMPLOYER HAS PENSION PLAN
		2	EMPLOYER DID NOT HAVE PENSION PLAN
INCLINPP	1	344	A
			INCLUDED IN PENSION PLAN AT WORK
		0	NOT IN UNIVERSE
		1	YES
		2	NO
INCLINGH	1	345	A
			INCLUDED IN EMPLOYER GROUP HEALTH PLAN
		0	NOT IN UNIVERSE
		1	YES
		2	NO
PAIDGH	1	346	A
			EMPLOYER HELPED PAY FOR GROUP HEALTH PLAN
		0	NOT IN UNIVERSE
		1	EMPLOYER PAID FOR ALL OF GROUP HEALTH PLAN
		2	EMPLOYER PAID FOR PART OF GROUP HEALTH PLAN
		3	EMPLOYER DID NOT PAY FOR GROUP HEALTH PLAN
WHOELSGH	1	347	A
			OTHER PERSONS COVERED BY GROUP HEALTH PLAN
		0	NOT IN UNIVERSE
		1	SPOUSE ALSO COVERED
		2	CHILD(REN) ALSO COVERED
		3	SPOUSE AND CHILD(REN) ALSO COVERED
		4	NO ONE ELSE COVERED
		5	OTHER COMBINATION OF PERSONS, ALSO COVERED
COVERGH	1	348	A
			COVERED BY GROUP HEALTH (EDITED)

RECORD P


NAME	SIZE/ SCALE	BEGIN	DATA TYPE
		1 2	YES NO
HAVEMDCR	1	349	A COVERED BY MEDICARE NOT IN UNIVERSE 0 1 YES 2 NO
COVMEDCR	1	350	A COVERED BY MEDICARE (EDITED) 1 YES 2 NO
HAVEMDCD	1	351	A COVERED BY MEDICAID NOT IN UNIVERSE 0 1 YES 2 NO
COVMEDCD	1	352	A COVERED BY MEDICAID (EDITED) 1 YES 2 NO
HAVECPYN	1	353	A COVERED BY CHAMPUS OR MILITARY HEALTH CARE NOT IN UNIVERSE 0 1 YES 2 NO
COVERCP	1	354	A COVERED BY CHAMPUS OR MILITARY HEALTH CARE (EDITED) 1 YES 2 NO
FILL15	36	355	A FILLER

Data items on pages 135 and 136 were deleted.

Revised August 1982

QUESTIONNAIRE FACSIMILES

Basic Questionnaire

INTERVIEWER CHECK ITEM Only CPS-1 for household <input type="checkbox"/> First CPS-1 of continuation h'hold <input type="checkbox"/> Second CPS-1 of continuation h'hold <input type="checkbox"/> Third, fourth, and 5th CPS-1 <input type="checkbox"/>	FORM CPS-1 <div style="text-align: center;">  U.S. DEPARTMENT OF COMMERCE Bureau of the Census CURRENT POPULATION SURVEY </div> <div style="display: flex; justify-content: space-between;"> Form Approved - O.M.B. No. 41-R1201-14 Foodic 28.1:1 </div>	CONTROL NUMBER <table border="1" style="width: 100%;"> <tr> <td style="width: 33%; text-align: center;">PSU</td> <td style="width: 33%; text-align: center;">SEGMENT</td> <td style="width: 33%; text-align: center;">SERIAL</td> </tr> </table>	PSU	SEGMENT	SERIAL
PSU	SEGMENT	SERIAL			

LINE NO. OF H'OLD RESP. _____

NON H'OLD RESPONDENT ☐
(Specify and Send Intercomm)

INTERVIEW

ANY ENTRY OTHER THAN NEVER WORKED IN ITEMS 23A-E In this CPS-1 Yes ☐ No ☐

NONINTERVIEW

TYPE A ☐

TYPE B

HOUSEHOLD ENTIRELY OCCUPIED BY ARMED FORCES MEMBERS Yes ☐ No ☐

TYPE C ☐

(SEND INTER COMM)

TELEPHONE HOLD

(Mark this box for office "telephone hold" cases only)

INTERVIEWER CHECK ITEM

CPS-665 being held for followup ☐

CURRENT

POPULATION

SURVEY

March, 1981

FIRST CHILD				
18A. LINE NO.	18B. RELATIONSHIP TO REFERENCE PERSON (Control Card item 14b) (Enter relationship and mark one circle below)	18C. AGE	18E. SEX Male <input type="checkbox"/> Female <input type="checkbox"/>	18I. ORIGIN
0 0		0 0		0 0
1 1		1 1		1 1
2 2		2 2		2 2
3 3		3 3		3 3
4 4	Own child <input type="checkbox"/>			
5 5	Brother/sister <input type="checkbox"/>			
6 6	Other relative of Reference Person <input type="checkbox"/>			
7 7	Non-rel. of Ref. Person WITH OWN rels. in household <input type="checkbox"/>			
8 8	Non-rel. of Ref. Person with NO OWN rels. in household <input type="checkbox"/>			
9 9				
OFFICE USE ONLY				
Family No. 1 2 3 4 5 6				
Fam. Rel. Type				
Child <input type="checkbox"/> Sec. I <input type="checkbox"/>				
Other relative <input type="checkbox"/> Sec. F <input type="checkbox"/>				
Sub. F <input type="checkbox"/>				
18H. RACE				
1. White <input type="checkbox"/>				
2. Black <input type="checkbox"/>				
3. Amer. Indian, Aleut, Eskimo <input type="checkbox"/>				
4. Asian or Pacific Islander <input type="checkbox"/>				
5. Other <input type="checkbox"/>				

FIFTH CHILD				
18A. LINE NO.	18B. RELATIONSHIP TO REFERENCE PERSON (Control Card item 14b) (Enter relationship and mark one circle below)	18C. AGE	18E. SEX Male <input type="checkbox"/> Female <input type="checkbox"/>	18I. ORIGIN
0 0		0 0		0 0
1 1		1 1		1 1
2 2		2 2		2 2
3 3		3 3		3 3
4 4	Own child <input type="checkbox"/>			
5 5	Brother/sister <input type="checkbox"/>			
6 6	Other relative of Reference Person <input type="checkbox"/>			
7 7	Non-rel. of Ref. Person WITH OWN rels. in household <input type="checkbox"/>			
8 8	Non-rel. of Ref. Person with NO OWN rels. in household <input type="checkbox"/>			
9 9				
OFFICE USE ONLY				
Family No. 1 2 3 4 5 6				
Fam. Rel. Type				
Child <input type="checkbox"/> Sec. I <input type="checkbox"/>				
Other relative <input type="checkbox"/> Sec. F <input type="checkbox"/>				
Sub. F <input type="checkbox"/>				
18H. RACE				
1. White <input type="checkbox"/>				
2. Black <input type="checkbox"/>				
3. Amer. Indian, Aleut, Eskimo <input type="checkbox"/>				
4. Asian or Pacific Islander <input type="checkbox"/>				
5. Other <input type="checkbox"/>				

SECOND CHILD				
18A. LINE NO.	18B. RELATIONSHIP TO REFERENCE PERSON (Control Card item 14b) (Enter relationship and mark one circle below)	18C. AGE	18E. SEX Male <input type="checkbox"/> Female <input type="checkbox"/>	18I. ORIGIN
0 0		0 0		0 0
1 1		1 1		1 1
2 2		2 2		2 2
3 3		3 3		3 3
4 4	Own child <input type="checkbox"/>			
5 5	Brother/sister <input type="checkbox"/>			
6 6	Other relative of Reference Person <input type="checkbox"/>			
7 7	Non-rel. of Ref. Person WITH OWN rels. in household <input type="checkbox"/>			
8 8	Non-rel. of Ref. Person with NO OWN rels. in household <input type="checkbox"/>			
9 9				
OFFICE USE ONLY				
Family No. 1 2 3 4 5 6				
Fam. Rel. Type				
Child <input type="checkbox"/> Sec. I <input type="checkbox"/>				
Other relative <input type="checkbox"/> Sec. F <input type="checkbox"/>				
Sub. F <input type="checkbox"/>				
18H. RACE				
1. White <input type="checkbox"/>				
2. Black <input type="checkbox"/>				
3. Amer. Indian, Aleut, Eskimo <input type="checkbox"/>				
4. Asian or Pacific Islander <input type="checkbox"/>				
5. Other <input type="checkbox"/>				


SIXTH CHILD				
18A. LINE NO.	18B. RELATIONSHIP TO REFERENCE PERSON (Control Card item 14b) (Enter relationship and mark one circle below)	18C. AGE	18E. SEX Male <input type="checkbox"/> Female <input type="checkbox"/>	18I. ORIGIN
0 0		0 0		0 0
1 1		1 1		1 1
2 2		2 2		2 2
3 3		3 3		3 3
4 4	Own child <input type="checkbox"/>			
5 5	Brother/sister <input type="checkbox"/>			
6 6	Other relative of Reference Person <input type="checkbox"/>			
7 7	Non-rel. of Ref. Person WITH OWN rels. in household <input type="checkbox"/>			
8 8	Non-rel. of Ref. Person with NO OWN rels. in household <input type="checkbox"/>			
9 9				
OFFICE USE ONLY				
Family No. 1 2 3 4 5 6				
Fam. Rel. Type				
Child <input type="checkbox"/> Sec. I <input type="checkbox"/>				
Other relative <input type="checkbox"/> Sec. F <input type="checkbox"/>				
Sub. F <input type="checkbox"/>				
18H. RACE				
1. White <input type="checkbox"/>				
2. Black <input type="checkbox"/>				
3. Amer. Indian, Aleut, Eskimo <input type="checkbox"/>				
4. Asian or Pacific Islander <input type="checkbox"/>				
5. Other <input type="checkbox"/>				

THIRD CHILD				
18A. LINE NO.	18B. RELATIONSHIP TO REFERENCE PERSON (Control Card item 14b) (Enter relationship and mark one circle below)	18C. AGE	18E. SEX Male <input type="checkbox"/> Female <input type="checkbox"/>	18I. ORIGIN
0 0		0 0		0 0
1 1		1 1		1 1
2 2		2 2		2 2
3 3		3 3		3 3
4 4	Own child <input type="checkbox"/>			
5 5	Brother/sister <input type="checkbox"/>			
6 6	Other relative of Reference Person <input type="checkbox"/>			
7 7	Non-rel. of Ref. Person WITH OWN rels. in household <input type="checkbox"/>			
8 8	Non-rel. of Ref. Person with NO OWN rels. in household <input type="checkbox"/>			
9 9				
OFFICE USE ONLY				
Family No. 1 2 3 4 5 6				
Fam. Rel. Type				
Child <input type="checkbox"/> Sec. I <input type="checkbox"/>				
Other relative <input type="checkbox"/> Sec. F <input type="checkbox"/>				
Sub. F <input type="checkbox"/>				
18H. RACE				
1. White <input type="checkbox"/>				
2. Black <input type="checkbox"/>				
3. Amer. Indian, Aleut, Eskimo <input type="checkbox"/>				
4. Asian or Pacific Islander <input type="checkbox"/>				
5. Other <input type="checkbox"/>				

SEVENTH CHILD				
18A. LINE NO.	18B. RELATIONSHIP TO REFERENCE PERSON (Control Card item 14b) (Enter relationship and mark one circle below)	18C. AGE	18E. SEX Male <input type="checkbox"/> Female <input type="checkbox"/>	18I. ORIGIN
0 0		0 0		0 0
1 1		1 1		1 1
2 2		2 2		2 2
3 3		3 3		3 3
4 4	Own child <input type="checkbox"/>			
5 5	Brother/sister <input type="checkbox"/>			
6 6	Other relative of Reference Person <input type="checkbox"/>			
7 7	Non-rel. of Ref. Person WITH OWN rels. in household <input type="checkbox"/>			
8 8	Non-rel. of Ref. Person with NO OWN rels. in household <input type="checkbox"/>			
9 9				
OFFICE USE ONLY				
Family No. 1 2 3 4 5 6				
Fam. Rel. Type				
Child <input type="checkbox"/> Sec. I <input type="checkbox"/>				
Other relative <input type="checkbox"/> Sec. F <input type="checkbox"/>				
Sub. F <input type="checkbox"/>				
18H. RACE				
1. White <input type="checkbox"/>				
2. Black <input type="checkbox"/>				
3. Amer. Indian, Aleut, Eskimo <input type="checkbox"/>				
4. Asian or Pacific Islander <input type="checkbox"/>				
5. Other <input type="checkbox"/>				

FOURTH CHILD				
18A. LINE NO.	18B. RELATIONSHIP TO REFERENCE PERSON (Control Card item 14b) (Enter relationship and mark one circle below)	18C. AGE	18E. SEX Male <input type="checkbox"/> Female <input type="checkbox"/>	18I. ORIGIN
0 0		0 0		0 0
1 1		1 1		1 1
2 2		2 2		2 2
3 3		3 3		3 3
4 4	Own child <input type="checkbox"/>			
5 5	Brother/sister <input type="checkbox"/>			
6 6	Other relative of Reference Person <input type="checkbox"/>			
7 7	Non-rel. of Ref. Person WITH OWN rels. in household <input type="checkbox"/>			
8 8	Non-rel. of Ref. Person with NO OWN rels. in household <input type="checkbox"/>			
9 9				
OFFICE USE ONLY				
Family No. 1 2 3 4 5 6				
Fam. Rel. Type				
Child <input type="checkbox"/> Sec. I <input type="checkbox"/>				
Other relative <input type="checkbox"/> Sec. F <input type="checkbox"/>				
Sub. F <input type="checkbox"/>				
18H. RACE				
1. White <input type="checkbox"/>				
2. Black <input type="checkbox"/>				
3. Amer. Indian, Aleut, Eskimo <input type="checkbox"/>				
4. Asian or Pacific Islander <input type="checkbox"/>				
5. Other <input type="checkbox"/>				

EIGHTH CHILD				
18A. LINE NO.	18B. RELATIONSHIP TO REFERENCE PERSON (Control Card item 14b) (Enter relationship and mark one circle below)	18C. AGE	18E. SEX Male <input type="checkbox"/> Female <input type="checkbox"/>	18I. ORIGIN
0 0		0 0		0 0
1 1		1 1		1 1
2 2		2 2		2 2
3 3		3 3		3 3
4 4	Own child <input type="checkbox"/>			
5 5	Brother/sister <input type="checkbox"/>			
6 6	Other relative of Reference Person <input type="checkbox"/>			
7 7	Non-rel. of Ref. Person WITH OWN rels. in household <input type="checkbox"/>			
8 8	Non-rel. of Ref. Person with NO OWN rels. in household <input type="checkbox"/>			
9 9				
OFFICE USE ONLY				
Family No. 1 2 3 4 5 6				
Fam. Rel. Type				
Child <input type="checkbox"/> Sec. I <input type="checkbox"/>				
Other relative <input type="checkbox"/> Sec. F <input type="checkbox"/>				
Sub. F <input type="checkbox"/>				
18H. RACE				
1. White <input type="checkbox"/>				
2. Black <input type="checkbox"/>				
3. Amer. Indian, Aleut, Eskimo <input type="checkbox"/>				
4. Asian or Pacific Islander <input type="checkbox"/>				
5. Other <input type="checkbox"/>				

1. INTERVIEWER CHECK ITEM Only CPS-1 for household <input type="checkbox"/> (Fill all applicable) First CPS-1 of continuation h'ld. <input type="checkbox"/> (Items on this page) Second CPS-1 of continuation h'ld. <input type="checkbox"/> (Transcribe items) Third, fourth, etc. CPS-1. <input type="checkbox"/> 2-13 from first CPS-1		FORM CPS-1  U.S. DEPARTMENT OF COMMERCE Bureau of the Census CURRENT POPULATION SURVEY Form Approved - O.M.B. No. 41-R1201-14 MARCH 1981		2. SAMPLE A B C D E 0 0 0 0 0		3. CONTROL NUMBER <div style="border: 1px solid black; height: 40px; width: 100%;"></div>											
MONTH <div style="display: flex; justify-content: space-around;"> 1 2 3 4 5 6 7 8 9 10 11 12 0 0 0 0 0 0 0 0 0 0 0 0 </div>		YEAR <div style="display: flex; justify-content: space-around;"> 0 0 0 0 0 0 0 0 0 0 0 0 0 0 0 0 0 0 0 0 0 0 0 0 </div>		4. TYPE OF LIVING QUARTERS <div style="display: flex; justify-content: space-between;"> <div style="width: 45%;"> HOUSING UNIT House, apartment, flat <input type="checkbox"/> HU in nontransient hotel, motel, etc. <input type="checkbox"/> HU, permanent, in transient hotel, motel, etc. <input type="checkbox"/> HU in rooming house <input type="checkbox"/> Mobile home or trailer <input type="checkbox"/> HU not specified above (Describe below) <input type="checkbox"/> </div> <div style="width: 45%;"> OTHER UNIT Quarters not HU in rooming or boarding house <input type="checkbox"/> Unit not permanent in transient hotel, motel, etc. <input type="checkbox"/> Tent site or trailer site <input type="checkbox"/> Other not HU (Describe below) <input type="checkbox"/> </div> </div>		5a. LAND USAGE (Transcribe from C.C. item 10 or 11) A 0 <input type="checkbox"/> B 0 <input type="checkbox"/> (Fill 5b) C 0 <input type="checkbox"/> D 0 <input type="checkbox"/> 5b. FARM SALES (Transcribe from C.C. item 12) A 0 <input type="checkbox"/> B 0 <input type="checkbox"/> C 0 <input type="checkbox"/> D 0 <input type="checkbox"/>		6. PSU NO. 0 0 <input type="checkbox"/> 1 1 1 <input type="checkbox"/> 2 2 2 <input type="checkbox"/> 3 3 3 <input type="checkbox"/> 4 4 4 <input type="checkbox"/>		7. SEGMENT NO. 0 0 0 <input type="checkbox"/> 1 1 1 <input type="checkbox"/> 2 2 2 <input type="checkbox"/> 3 3 3 <input type="checkbox"/> 4 4 4 <input type="checkbox"/>		8. SERIAL NO. 0 0 <input type="checkbox"/> 1 1 <input type="checkbox"/> 2 2 <input type="checkbox"/> 3 3 <input type="checkbox"/> 4 4 <input type="checkbox"/>		9. HOUSEHOLD NO. 0 0 <input type="checkbox"/> 1 1 <input type="checkbox"/> 2 2 <input type="checkbox"/> 3 3 <input type="checkbox"/> 4 4 <input type="checkbox"/>			
10. INTERVIEWER CODE A B C D E F G H J K L M 0 0 0 0 0 0 0 0 0 0 0 0 1 1 1 1 1 1 1 1 1 1 1 1 2 2 2 2 2 2 2 2 2 2 2 2 3 3 3 3 3 3 3 3 3 3 3 3		11. DATE COMPLETED 1 2 3 4 5 6 7 8 9 0 1 2 3 4 5 6 7 8 9		12. LINE NO. OF H'LD RESP. 1 2 3 4 5 6 Non. h'ld. resp. (Specify) <input type="checkbox"/> (Send Inter Comm) <input type="checkbox"/>		13. TYPE INTERVIEW Noninterview <input type="checkbox"/> Personal <input type="checkbox"/> Tel. - regular <input type="checkbox"/> Tel. - callback <input type="checkbox"/> ICR filed <input type="checkbox"/>											
14. (Mark reason and race.) <table border="1" style="width:100%; border-collapse: collapse;"> <tr> <th style="width: 50%;">REASON</th> <th style="width: 50%;">RACE</th> </tr> <tr> <td>No one home <input type="checkbox"/></td> <td>White <input type="checkbox"/></td> </tr> <tr> <td>Temporarily absent <input type="checkbox"/></td> <td>Black <input type="checkbox"/></td> </tr> <tr> <td>Refused <input type="checkbox"/></td> <td>All other <input type="checkbox"/></td> </tr> <tr> <td>Other - Occ. (Describe below) <input type="checkbox"/></td> <td></td> </tr> </table>		REASON	RACE	No one home <input type="checkbox"/>	White <input type="checkbox"/>	Temporarily absent <input type="checkbox"/>	Black <input type="checkbox"/>	Refused <input type="checkbox"/>	All other <input type="checkbox"/>	Other - Occ. (Describe below) <input type="checkbox"/>		15. Vacant - regular <input type="checkbox"/> Vacant - storage of h'ld furniture <input type="checkbox"/> (Fill 16) Temp. occ. by persons with URE <input type="checkbox"/> Unfit or to be demolished <input type="checkbox"/> Under construction, not ready <input type="checkbox"/> Converted to temp. business or storage <input type="checkbox"/> Occ. by Armed Force members or persons under 14 <input type="checkbox"/> (Omit 16-17) Unoccupied tent site or trailer site <input type="checkbox"/> Permit granted, construction not started <input type="checkbox"/> Other (Specify below) <input type="checkbox"/>		16. Demolished <input type="checkbox"/> House or trailer moved <input type="checkbox"/> Outside segment <input type="checkbox"/> Converted to permanent business or storage <input type="checkbox"/> (Omit 16-17) Merged <input type="checkbox"/> Condemned <input type="checkbox"/> Built after April 1, 1970 <input type="checkbox"/> Unused line of listing sheet <input type="checkbox"/> Other (Describe below) <input type="checkbox"/>		17. This unit is intended for occupancy: Year round <input type="checkbox"/> (Fill HVS if HU in item 4) By migratory workers <input type="checkbox"/> (Fill item 17 below if HU in item 4) Seasonally <input type="checkbox"/> 18. This unit is intended for occupancy: Summers only <input type="checkbox"/> (Transcribe as instructed on back of Control Card) Winters only <input type="checkbox"/> Other (Describe below) <input type="checkbox"/>	
REASON	RACE																
No one home <input type="checkbox"/>	White <input type="checkbox"/>																
Temporarily absent <input type="checkbox"/>	Black <input type="checkbox"/>																
Refused <input type="checkbox"/>	All other <input type="checkbox"/>																
Other - Occ. (Describe below) <input type="checkbox"/>																	
TRANSCRIPTION ITEMS Fill on FIRST CPS-1 of interviewed households 28A. Interviewer Check (item from Control Card item 25) Is Spanish origin (Codes 18 through 17) entered on the Control Card for any person 14+ in this household? Yes <input type="checkbox"/> (Ask 26B) No <input type="checkbox"/> (Go to CPS-6E5) 28B. Did the reference person of this household, ..., live at this address during the week of November 18, 1980? Yes <input type="checkbox"/> (Fill 26C) No <input type="checkbox"/> (Go to CPS-6E5) 28C. Interviewer Check (item from Control Card item 25) Is reference person's origin code 10 through 17? Yes <input type="checkbox"/> (Go to CPS-6E5) No <input type="checkbox"/> (Ask 26D) 28D. Did any of the following household members live here during the week of November 18, 1980? (Read all household member names with codes 10-17 in cc item 25.) Yes <input type="checkbox"/> (Go to CPS-6E5) No <input type="checkbox"/>		REMINDER Conduct URE college student interviews as necessary. REMINDER Fill items 18A-18I on pages 2, 5, 7, 9, and 11. Fill CPS-6E5 for household.		COOPER NUMBER A B C D E F G H J K L M 0 0 0 0 0 0 0 0 0 0 0 0 1 1 1 1 1 1 1 1 1 1 1 1 2 2 2 2 2 2 2 2 2 2 2 2													

19. LINE NUMBER 19. What was ... doing most of LAST WEEK - Working <input type="checkbox"/> Keeping house <input type="checkbox"/> Going to school <input type="checkbox"/> or something else? <input type="checkbox"/> Working (Skip to 20A) ... WK <input type="checkbox"/> With a job but not at work ... J <input type="checkbox"/> Looking for work ... LK <input type="checkbox"/> Keeping house ... H <input type="checkbox"/> Going to school ... S <input type="checkbox"/> Unable to work (Skip to 24) ... U <input type="checkbox"/> Retired ... R <input type="checkbox"/> Other (Specify) ... OT <input type="checkbox"/>	20. Did ... do any work at all LAST WEEK, not counting work around the house? (Note: If farm or business operator in h.h., ask about unpaid work) Yes <input type="checkbox"/> No <input type="checkbox"/> (Go to 21)	21. (If J in 19, skip to 21A.) Did ... have a job or business from which he/she was temporarily absent or on layoff LAST WEEK? Yes <input type="checkbox"/> No <input type="checkbox"/> (Go to 22)	22. (If LK in 19, skip to 22A.) Has ... been looking for work during the past 4 weeks? Yes <input type="checkbox"/> No <input type="checkbox"/> (Go to 24)	24. INTERVIEWER CHECK ITEM (Rotation number) First digit of SEGMENT number is: <input type="checkbox"/> 2, 3, 4, 6, 7, or 8 (End questions) <input type="checkbox"/> 1 or 5 (Go to 24A)	25. INTERVIEWER CHECK ITEM (Rotation number) First digit of SEGMENT number is: <input type="checkbox"/> 2, 3, 4, 6, 7, or 8 (End questions) <input type="checkbox"/> 1 or 5 (Go to 25A)		
20C. Does ... USUALLY work 35 hours or more a week at this job? Yes <input type="checkbox"/> What is the reason ... worked less than 35 hours LAST WEEK? No <input type="checkbox"/> What is the reason ... USUALLY works less than 35 hours a week? (Mark the appropriate reason) Slack work <input type="checkbox"/> Material shortage <input type="checkbox"/> Plant or machine repair <input type="checkbox"/> New job started during week <input type="checkbox"/> Job terminated during week <input type="checkbox"/> Could find only part-time work <input type="checkbox"/> Holiday (Legal or religious) <input type="checkbox"/> Labor dispute <input type="checkbox"/> Bad weather <input type="checkbox"/> Own illness <input type="checkbox"/> On vacation <input type="checkbox"/> Too busy with household, school, personal bus., etc. <input type="checkbox"/> Did not want full-time work <input type="checkbox"/> Full-time work week under 35 hours <input type="checkbox"/> Other reason (Specify) <input type="checkbox"/>	20A. How many hours did ... work LAST WEEK at all jobs? 0 0 1 1 2 2 3 3 4 4 5 5 6 6 7 7 8 8 9 9 20B. INTERVIEWER CHECK ITEM 40+ (Skip to item 23) 1-34 (Go to 20C) 35-48 (Go to 20D)	21A. Why was ... absent from work LAST WEEK? Own illness <input type="checkbox"/> On vacation <input type="checkbox"/> Bad weather <input type="checkbox"/> Labor dispute <input type="checkbox"/> New job to begin within 30 days (Skip to 22B and 22C) Temporary layoff (Under 30 days) (Skip to 22C) Indefinite layoff (30 days or more or no def. recall date) Other (Specify) <input type="checkbox"/>	22A. What has ... been doing in the last 4 weeks to find work? (Mark all methods used; do not read list.) Checked with - pub. employ. agency <input type="checkbox"/> pers. employ. agency <input type="checkbox"/> employer directly <input type="checkbox"/> friends or relatives <input type="checkbox"/> Placed or answered ads. <input type="checkbox"/> Nothing (Skip to 24) <input type="checkbox"/> Other (Specify in notes, e.g., CETA, union or prof. register, etc.) <input type="checkbox"/>	24A. When did ... last work for pay at a regular job or business, either full- or part-time? Within past 12 months <input type="checkbox"/> 1 up to 2 years ago <input type="checkbox"/> 2 up to 3 years ago <input type="checkbox"/> (Go to 24B) 3 up to 4 years ago <input type="checkbox"/> 4 up to 5 years ago <input type="checkbox"/> 5 or more years ago <input type="checkbox"/> Never worked <input type="checkbox"/> (Skip to 24C)	25A. How many hours per week does ... USUALLY work at this job? 0 0 1 1 2 2 3 3 4 4 5 5 6 6 7 7 8 8 9 9		
20D. Did ... lose any time or take any time off LAST WEEK for any reason such as illness, holiday or slack work? Yes <input type="checkbox"/> How many hours did ... take off? (Correct 20A if lost time not already deducted; if 20A reduced below 35, correct 20B and fill 20C; otherwise, skip to 23.) No <input type="checkbox"/>	20E. Did ... work any overtime or at more than one job LAST WEEK? Yes <input type="checkbox"/> How many extra hours did ... work? (Correct 20A and 20B as necessary if extra hours not already included and skip to 23.) No <input type="checkbox"/> (Skip to 23)	21B. Is ... getting wages or salary for any of the time off LAST WEEK? Yes <input type="checkbox"/> No <input type="checkbox"/> Self-employed <input type="checkbox"/>	22B. Why did ... start looking for work? Was it because ... lost or quit a job at that time (person) or was there some other reason? Lost job <input type="checkbox"/> Quit job <input type="checkbox"/> Left school <input type="checkbox"/> Wanted temporary work <input type="checkbox"/> Other (Specify in notes) <input type="checkbox"/>	24B. Why did ... leave that job? Personal, family (incl. pregnancy) or school <input type="checkbox"/> Health <input type="checkbox"/> Retirement or old age <input type="checkbox"/> Seasonal job completed <input type="checkbox"/> Slack work or business conditions <input type="checkbox"/> Temporary nonseasonal job completed <input type="checkbox"/> Un satisfactory work arrangements (Hours, pay, etc.) <input type="checkbox"/> Other <input type="checkbox"/>	25B. Is ... paid by the hour on this job? Yes <input type="checkbox"/> (Go to 25C) No <input type="checkbox"/> (Skip to 25D)		
20F. Does ... usually work 35 hours or more a week at this job? Yes <input type="checkbox"/> What is the reason ... worked less than 35 hours LAST WEEK? No <input type="checkbox"/> What is the reason ... USUALLY works less than 35 hours a week? (Mark the appropriate reason) Slack work <input type="checkbox"/> Material shortage <input type="checkbox"/> Plant or machine repair <input type="checkbox"/> New job started during week <input type="checkbox"/> Job terminated during week <input type="checkbox"/> Could find only part-time work <input type="checkbox"/> Holiday (Legal or religious) <input type="checkbox"/> Labor dispute <input type="checkbox"/> Bad weather <input type="checkbox"/> Own illness <input type="checkbox"/> On vacation <input type="checkbox"/> Too busy with household, school, personal bus., etc. <input type="checkbox"/> Did not want full-time work <input type="checkbox"/> Full-time work week under 35 hours <input type="checkbox"/> Other reason (Specify) <input type="checkbox"/>	20G. Does ... usually work 35 hours or more a week at this job? Yes <input type="checkbox"/> No <input type="checkbox"/>	21C. Does ... usually work 35 hours or more a week at this job? Yes <input type="checkbox"/> No <input type="checkbox"/>	22C. 1) How many weeks has ... been looking for work? 1 1 2 2 3 3 4 4 5 5 6 6 7 7 8 8 9 9 2) How many weeks ago did ... start looking for work? 1 1 2 2 3 3 4 4 5 5 6 6 7 7 8 8 9 9 3) How many weeks ago was ... laid off? 1 1 2 2 3 3 4 4 5 5 6 6 7 7 8 8 9 9	24C. Does ... want a regular job now, either full- or part-time? Yes <input type="checkbox"/> Maybe - it depends (Specify in notes) <input type="checkbox"/> (Go to 24D) No <input type="checkbox"/> Don't know <input type="checkbox"/> (Skip to 24E)	25C. How much does ... earn per hour? Dollars Cents \$ <input type="text"/> <input type="text"/>		
20H. Does ... usually work 35 hours or more a week at this job? Yes <input type="checkbox"/> No <input type="checkbox"/>	20I. Does ... usually work 35 hours or more a week at this job? Yes <input type="checkbox"/> No <input type="checkbox"/>	21D. Does ... usually work 35 hours or more a week at this job? Yes <input type="checkbox"/> No <input type="checkbox"/>	22D. Has ... been looking for full-time or part-time work? Full <input type="checkbox"/> Part <input type="checkbox"/>	24D. What are the reasons ... is not looking for work? (Mark each reason mentioned) • Believe no work available in line of work or area <input type="checkbox"/> • Couldn't find any work <input type="checkbox"/> • Lack of schooling <input type="checkbox"/> • Training, skills or experience <input type="checkbox"/> • Employers think too young or too old <input type="checkbox"/> • Other pers. handicap in finding job <input type="checkbox"/> • Can't arrange child care <input type="checkbox"/> • Family responsibilities <input type="checkbox"/> • In school or other training <input type="checkbox"/> • Ill health, physical disability <input type="checkbox"/> • Other (Specify in notes) <input type="checkbox"/> • Don't know <input type="checkbox"/>	25D. How much does ... USUALLY earn per week at this job BEFORE deductions? Include any overtime pay, commissions, or tips usually received. \$ <input type="text"/>		
23. DESCRIPTION OF JOB OR BUSINESS 23A. For whom did ... work? (Name of company, business, organization or other employer.) _____ 23B. What kind of business or industry is this? (For example: TV and radio mfg., retail shoe store, State Labor Dept., farm.) _____ 23C. What kind of work was ... doing? (For example: electrical engineer, stock clerk, typist, farmer.) _____ 23D. What were ...'s most important activities or duties? (For example: types, keeps account books, files, sells cars, operates printing press, finishes concrete.) _____						23E. Was this person An employee of PRIVATE Co. bus., or individual for wages, salary or comm. <input type="checkbox"/> P <input type="checkbox"/> A FEDERAL government employee <input type="checkbox"/> F <input type="checkbox"/> (Go to 23F) A STATE government employee <input type="checkbox"/> S <input type="checkbox"/> A LOCAL government employee <input type="checkbox"/> L <input type="checkbox"/> Self-empl. in OWN bus., prof. practice, or farm <input type="checkbox"/> Is the business incorporated? Yes <input type="checkbox"/> No (or farm) <input type="checkbox"/> SE <input type="checkbox"/> (End questions) Working WITHOUT PAY in fam. bus. or farm <input type="checkbox"/> WP <input type="checkbox"/> NEVER WORKED <input type="checkbox"/> NEV <input type="checkbox"/>	23F. INTERVIEWER CHECK ITEM Entry (or NA) in item 20A <input type="checkbox"/> (Go to 25 at top of page) Entry (or NA) in item 21B <input type="checkbox"/> All other cases (End questions)

18A. LINE NO.	POPULATION STATUS	18B. RELATIONSHIP TO REFERENCE PERSON*	18C. AGE	18D. MARITAL STATUS	18E. SEX AND VETERAN STATUS	18F. HIGHEST GRADE ATTENDED	18G. GRADE COMPLETED	18H. RACE	18I. ORIGIN
1	Civilian 14+	(Enter relationship and mark one circle below)		Married - civilian spouse present <input type="radio"/>	Male (Also Mark Vet. Status) <input type="radio"/>	E H C	Yes	1. White <input type="radio"/>	
2		Reference Person WITH other relatives in household <input type="radio"/>		Married - Armed Forces spouse present <input type="radio"/>	Vietnam Era <input type="radio"/>	E H C		2. Black <input type="radio"/>	
3	Armed Forces member	Reference Person with NO other relatives in household <input type="radio"/>		Married - spouse absent in Armed Forces <input type="radio"/>	Korean War <input type="radio"/>	E H C		3. Amer. Indian, Aleut, Eskimo <input type="radio"/>	
4		Husband <input type="radio"/>		Married - spouse absent - other reasons (Exclude separated) <input type="radio"/>	World War II <input type="radio"/>	E H C		4. Asian or Pacific Isl. <input type="radio"/>	
5		Wife <input type="radio"/>		Widowed <input type="radio"/>	Other Service <input type="radio"/>	E H C	No	5. Other <input type="radio"/>	
6	(AF in Control Card item 22)	Own child <input type="radio"/>		Divorced <input type="radio"/>	Nonveteran <input type="radio"/>	E H C			
7		Parent <input type="radio"/>		Separated <input type="radio"/>		E H C			
8		Brother/Sister <input type="radio"/>		Never married <input type="radio"/>		E H C			
9	URE	Other rel. of Ref. Person <input type="radio"/>			Female <input type="radio"/>	E H C			
	College Student <input type="radio"/>	Non-rel. of Ref. Person WITH OWN relatives in household <input type="radio"/>				E H C			
		Non-rel. of Ref. Person with NO OWN relatives in household <input type="radio"/>				E H C			

18I. SOCIAL SECURITY NUMBER
(Transcribe from cc item 26a)

— —

0 0 0 0 0 0 0 0 0 0
1 1 1 1 1 1 1 1 1 1
2 2 2 2 2 2 2 2 2 2
3 3 3 3 3 3 3 3 3 3
4 4 4 4 4 4 4 4 4 4
5 5 5 5 5 5 5 5 5 5
6 6 6 6 6 6 6 6 6 6
7 7 7 7 7 7 7 7 7 7
8 8 8 8 8 8 8 8 8 8
9 9 9 9 9 9 9 9 9 9

OFFICE USE ONLY

Family No.

1 2 3 4 5 6

Fam. Rel.

Type

Ref. Person ☐ Sec. 1 ☐
Spouse ☐ Sec. Fam. ☐
Child ☐ Sub. Fam. ☐
Other rel. ☐ Pri. I ☐

REMINDER

Fill corresponding transcription items 18A, 18C, and 18E on the CPS-665 for this person.

27. INTERVIEWER CHECK ITEM (cc ITEM 18)

This individual is:

18 - 24 years old ☐ (Ask 28A)

All other cases ☐ (Go to next person)

28A. Is ... enrolled in college?


Yes ☐ (Ask 28B)


No ☐ (Go to next person)

28B. While attending college, does ... live

Here ☐ (Go to next person)
or elsewhere else? ☐

March Supplement

1. INTERVIEWER CHECK ITEM Only CPS-665 for household (Fill all applicable items on this page) First CPS-665 of continuation h'ld. (Transcribe items 3, 6-9, 13) from first CPS-665) Second CPS-665 of continuation h'ld. Third, fourth, etc CPS-665.	FORM CPS-665  CPS-665 INCOME SUPPLEMENT Form Approved—O.M.B. No. 41-R2977 MARCH 1981	3. CONTROL NUMBER <table border="1" style="width: 100%; border-collapse: collapse;"> <tr> <td style="width: 25%;">6. PSU NO.</td> <td style="width: 25%;">7. SEGMENT NO.</td> <td style="width: 25%;">8. SERIAL NO.</td> <td style="width: 25%;">9. HOUSEHOLD NO.</td> </tr> <tr> <td>0 0</td> <td>0 0 0</td> <td>0 0</td> <td></td> </tr> <tr> <td>1 1 1</td> <td>1 1 1 1</td> <td>1 1</td> <td></td> </tr> <tr> <td>2 2 2</td> <td>2 2 2 2</td> <td>2 2</td> <td></td> </tr> <tr> <td>3 3 3</td> <td>3 3 3 3</td> <td>3 3</td> <td></td> </tr> <tr> <td>4 4 4</td> <td>4 4 4 4</td> <td>4 4</td> <td></td> </tr> <tr> <td>5 5 5</td> <td>5 5 5 5</td> <td>5 5</td> <td></td> </tr> <tr> <td>6 6 6</td> <td>6 6 6 6</td> <td>6 6</td> <td></td> </tr> <tr> <td>7 7 7</td> <td>7 7 7 7</td> <td>7 7</td> <td></td> </tr> <tr> <td>8 8 8</td> <td>8 8 8 8</td> <td>8 8</td> <td></td> </tr> <tr> <td>9 9 9</td> <td>9 9 9 9</td> <td>9 9</td> <td></td> </tr> </table>	6. PSU NO.	7. SEGMENT NO.	8. SERIAL NO.	9. HOUSEHOLD NO.	0 0	0 0 0	0 0		1 1 1	1 1 1 1	1 1		2 2 2	2 2 2 2	2 2		3 3 3	3 3 3 3	3 3		4 4 4	4 4 4 4	4 4		5 5 5	5 5 5 5	5 5		6 6 6	6 6 6 6	6 6		7 7 7	7 7 7 7	7 7		8 8 8	8 8 8 8	8 8		9 9 9	9 9 9 9	9 9	
6. PSU NO.	7. SEGMENT NO.	8. SERIAL NO.	9. HOUSEHOLD NO.																																											
0 0	0 0 0	0 0																																												
1 1 1	1 1 1 1	1 1																																												
2 2 2	2 2 2 2	2 2																																												
3 3 3	3 3 3 3	3 3																																												
4 4 4	4 4 4 4	4 4																																												
5 5 5	5 5 5 5	5 5																																												
6 6 6	6 6 6 6	6 6																																												
7 7 7	7 7 7 7	7 7																																												
8 8 8	8 8 8 8	8 8																																												
9 9 9	9 9 9 9	9 9																																												
10. INTERVIEWER CODE A B C D E F G H J K L M 0 0 0 0 0 0 0 0 0 0 1 1 2 3 4 5 6 7 8 9 2 1 2 3 4 5 6 7 8 9	INTRODUCTION (Optional) We have just completed the questions about employment and unemployment. Each March, the Census Bureau also collects information about the economic situation of Americans and their families for the previous year. I am going to ask these questions now. We don't expect all answers to be perfect, but please think about each question and answer it the best you can.																																													
13. TYPE INTERVIEW (CPS-665) <input type="checkbox"/> Personal (Fill T3A below) <input type="checkbox"/> Telephone <input type="checkbox"/> Type A Noninterview (Transcribe items 1, 3, 6-10 on this page)	T3A. DESCRIPTION OF LONGEST JOB (Items 47A-E) IN THIS CPS-665: Yes <input type="checkbox"/> No <input type="checkbox"/>																																													
76. INTERVIEWER CHECK ITEM TENURE (from Control Card item 9) Owned or being bought <input type="checkbox"/> Rented <input type="checkbox"/> No cash rent <input type="checkbox"/>	81. INTERVIEWER CHECK ITEM All or some marked in 79 (Ask 82) None marked in 79 or 79 blank <input type="checkbox"/> (Skip to 83)	86. In how many months of 1980 were food stamps received? 0 0 1 1 2 3 4 5 6 7 8 9 <input type="checkbox"/> All																																												
77. How many housing units are in this structure? 1 <input type="checkbox"/> 5-9 <input type="checkbox"/> 2 <input type="checkbox"/> 10+ <input type="checkbox"/> 3-4 <input type="checkbox"/>	82. During 1980 how many of the children in this household received free or reduced price lunches because they qualified for the Federal School Lunch program? <input type="checkbox"/> All <input type="checkbox"/> Some, but not all — Mark number 1 2 3 4 5 6 7 8 9 + <input type="checkbox"/> None	88. What was the value of all the food stamps received during 1980? (Add monthly amounts to obtain annual figure) 0 0 0 0 1 1 1 1 2 2 2 2 3 3 3 3 4 4 4 4 5 5 5 5 6 6 6 6 7 7 7 7 8 8 8 8 9 9 9 9 \$ <input type="text"/> (Nearest Dollar)																																												
78. INTERVIEWER CHECK ITEM Some household members 5-18 years old <input type="checkbox"/> (Ask 79) No household members 5-18 years old <input type="checkbox"/> (Skip to 80)	83. INTERVIEWER CHECK ITEM Owned marked in 76 (Skip to 86) Rented or no cash rent marked in 76 <input type="checkbox"/> 7	89. Did anyone in this household get food stamps at any time during 1980? Yes <input type="checkbox"/> 7 No <input type="checkbox"/> (End questions)																																												
79. During 1980 how many of the children in this household usually ate a complete hot lunch offered at school? <input type="checkbox"/> All <input type="checkbox"/> Some, but not all — Mark number 1 2 3 4 5 6 7 8 9 + <input type="checkbox"/> None	84. Is this house in a public housing project, that is, is it owned by a local housing authority or other public agency? Yes <input type="checkbox"/> (Skip to 86) No <input type="checkbox"/> 7	90. How many of the people now living here were covered by food stamps during 1980? All 1 2 3 4 5 6 7 8 9 + <input type="checkbox"/>																																												
80. INTERVIEWER CHECK ITEM (from Control Card item 33) A <input type="checkbox"/> G <input type="checkbox"/> M <input type="checkbox"/> B <input type="checkbox"/> H <input type="checkbox"/> N <input type="checkbox"/> End questions C <input type="checkbox"/> I <input type="checkbox"/> If entry in A-L or if cc item 33 is NA, fill 31 D <input type="checkbox"/> J <input type="checkbox"/> E <input type="checkbox"/> K <input type="checkbox"/> F <input type="checkbox"/> L <input type="checkbox"/>	NOTES: <div style="border: 1px dashed black; height: 100px; width: 100%;"></div>																																													
CODER NUMBER: A B C D E F G H J K L M 0 0 0 0 0 0 0 0 0 0 1 1 2 3 4 5 6 7 8 9																																														



IF CIVILIAN 14+ BEGIN WITH ITEM 29A. IF CURRENT ARMED FORCES MEMBER, BEGIN WITH ITEM 46.														
18A. LINE NUMBER	POPULATION STATUS Civilian 14+	18C. AGE	18E. Sex Male Female	OFFICE USE ONLY	37. Were the (entry in item 36) weeks ... was looking for work (or on layoff) all in one stretch? Yes - 1 stretch No - 2 stretches (Go to 38) No - 3+ stretches	46. What was ...'s longest job in 1980? (Compare with entry in CPS-1 item 23) Same as item 23 or Armed Forces (Ship to 48A or 48B) Different from item 23 or item 23 blank (Specify in 47A-47E)	OFFICIAL USE ONLY	INDUSTRY	OCCUPATION					
1	1	1	1	1	1	1		A	N					
2	2	2	2	2	2	2		B	P					
3	3	3	3	3	3	3		C	Q					
4	4	4	4	4	4	4		D	R					
5	5	5	5	5	5	5		E	S					
6	6	6	6	6	6	6		F	T					
7	7	7	7	7	7	7		G	U					
8	8	8	8	8	8	8		H	V					
9	9	9	9	9	9	9		J	W					
								K	X					
								L	Y					
								M	Z					
29A. Did ... work at a job or business at any time during 1980? Yes (Ship to 33) No					38. What was ... doing most of the remaining weeks in 1980? Was he/she ... (Read list until "Yes" reply is received.) Ill or disabled and unable to work Taking care of home or family Going to school In Armed Forces Retired Doing something else (Go to item 39)					47A. For whom did ... work?				
29B. Did ... do any temporary, part-time, or seasonal work even for a few days during 1980? Yes (Ship to 33) No					39. For how many employers did ... work in 1980? If more than one at same time, only count it as one employer. 1 (Ship to 41) 2 3+ (Ask 40)					47B. What kind of business or industry is this?				
30. Even though ... did not work in 1980, did he/she spend any time trying to find a job or on layoff? Yes No (Ship to 32)					40. Did ... look for work between jobs in 1980? Yes No					47C. What kind of work was ... doing?				
31. How many different weeks was ... looking for work or on layoff from a job? (Mark weeks) →					41. In the weeks that ... worked, how many hours did ... usually work per week? (Mark hours) →					47D. What were ...'s most important activities or duties?				
32. What was the main reason ... did not work in 1980? Was he/she ... (Read list until "Yes" reply is received.) Ill or disabled and unable to work Taking care of home or family Going to school Could not find work Retired Doing something else In Armed Forces (Ship to 46)					42. INTERVIEWER CHECK ITEM Number of hours in item 41 is: 1-34 (Ship to 44) 35+ (Ask 43)					47E. CLASS OF WORKER Private P (Ask Inc.) Federal Gov't F (Ask 48A) State Gov't S (Ask 48B) Local Gov't L (Ask 48C) Self-employment Yes I (Ask 48A) No (or farm) SE (Ask 48B) Without pay WP (Ship to 48A)				
33. During 1980 in how many weeks did ... work even for a few hours? Include paid vacation and sick leave as work. (Mark weeks and Go to 34) →					43. Did ... work less than 35 hours for at least one week in 1980? Exclude time off with pay because of holidays, vacation, days off, or sickness. Yes (Ask 44) No (Ship to 46)					48A. How much did ... earn from this employer before deductions during 1980?				
34. INTERVIEWER CHECK ITEM Number of weeks in item 33 is: 1-49 (Ship to 36) 50-51 (Ask 35) 52 (Ship to 39)					44. How many weeks did ... work less than 35 hours in 1980?					48B. What was ... net earnings from this business/farm after expenses during 1980?				
35. Did ... lose any full weeks of work in 1980 because he/she was on layoff from a job or lost a job? Yes (Ship to 39) No					45. What was the main reason ... worked less than 35 hours per week? Could only find part time job Wanted to work part time or could work only part time Sick work or material shortage Other (Ask 46)					48C. Does this amount include all tips, bonuses, overtime pay or commissions ... may have received? Yes No (Probe and make corrections to 48A)				
36. You said ... worked about (entry in item 33) weeks in 1980. How many of the remaining (52 minus entry in item 33) weeks was ... looking for work or on layoff from a job? (Mark weeks and ask 37) →					46. What was the main reason ... worked less than 35 hours per week? Could only find part time job Wanted to work part time or could work only part time Sick work or material shortage Other (Ask 46)					48D. Did ... earn money from any other work he/she did during 1980? Yes No (Ship to 50A)				
37. None (Ship to 38)					47. None (Ship to 38)					48E. How much did ... earn from: All other employers? His/her own business after expenses? His/her farm after expenses? Yes No Yes No Yes No \$ \$ \$ Lost money Lost money Lost money				
					48. None (Ship to 38)					49. None (Ship to 38)				
					49. None (Ship to 38)					50. None (Ship to 38)				
					50. None (Ship to 38)					51. None (Ship to 38)				
					51. None (Ship to 38)					52. None (Ship to 38)				
					52. None (Ship to 38)					53. None (Ship to 38)				
					53. None (Ship to 38)					54. None (Ship to 38)				
					54. None (Ship to 38)					55. None (Ship to 38)				
					55. None (Ship to 38)					56. None (Ship to 38)				
					56. None (Ship to 38)					57. None (Ship to 38)				
					57. None (Ship to 38)					58. None (Ship to 38)				
					58. None (Ship to 38)					59. None (Ship to 38)				
					59. None (Ship to 38)					60. None (Ship to 38)				
					60. None (Ship to 38)					61. None (Ship to 38)				
					61. None (Ship to 38)					62. None (Ship to 38)				
					62. None (Ship to 38)					63. None (Ship to 38)				
					63. None (Ship to 38)					64. None (Ship to 38)				
					64. None (Ship to 38)					65. None (Ship to 38)				
					65. None (Ship to 38)					66. None (Ship to 38)				
					66. None (Ship to 38)					67. None (Ship to 38)				
					67. None (Ship to 38)					68. None (Ship to 38)				
					68. None (Ship to 38)					69. None (Ship to 38)				
					69. None (Ship to 38)					70. None (Ship to 38)				
					70. None (Ship to 38)					71. None (Ship to 38)				
					71. None (Ship to 38)					72. None (Ship to 38)				
					72. None (Ship to 38)					73. None (Ship to 38)				
					73. None (Ship to 38)					74. None (Ship to 38)				
					74. None (Ship to 38)					75. None (Ship to 38)				
					75. None (Ship to 38)					76. None (Ship to 38)				
					76. None (Ship to 38)					77. None (Ship to 38)				
					77. None (Ship to 38)					78. None (Ship to 38)				
					78. None (Ship to 38)					79. None (Ship to 38)				
					79. None (Ship to 38)					80. None (Ship to 38)				
					80. None (Ship to 38)					81. None (Ship to 38)				
					81. None (Ship to 38)					82. None (Ship to 38)				
					82. None (Ship to 38)					83. None (Ship to 38)				
					83. None (Ship to 38)					84. None (Ship to 38)				
					84. None (Ship to 38)					85. None (Ship to 38)				
					85. None (Ship to 38)					86. None (Ship to 38)				
					86. None (Ship to 38)					87. None (Ship to 38)				
					87. None (Ship to 38)					88. None (Ship to 38)				
					88. None (Ship to 38)					89. None (Ship to 38)				
					89. None (Ship to 38)					90. None (Ship to 38)				
					90. None (Ship to 38)					91. None (Ship to 38)				
					91. None (Ship to 38)					92. None (Ship to 38)				
					92. None (Ship to 38)					93. None (Ship to 38)				
					93. None (Ship to 38)					94. None (Ship to 38)				
					94. None (Ship to 38)					95. None (Ship to 38)				
					95. None (Ship to 38)					96. None (Ship to 38)				
					96. None (Ship to 38)					97. None (Ship to 38)				
					97. None (Ship to 38)					98. None (Ship to 38)				
					98. None (Ship to 38)					99. None (Ship to 38)				
					99. None (Ship to 38)					100. None (Ship to 38)				

IF CIVILIAN 14+, BEGIN WITH ITEM 29A. IF CURRENT ARMED FORCES MEMBER, BEGIN WITH ITEM 46.

18A. LINE NUMBER	POPULATION STATUS	18C. AGE	18E. Sex	OFFICE USE ONLY
0 0	Civilian 14+	0 0	Male	0 0 0
1 1		1 1		1 1 1
2 2	Armed Forces Member	2 2	Female	2 2 2
3 3		3 3		3 3 3
4 4		4 4		4 4 4
5 5	(AF in cc item 22)	5 5		5 5 5
6 6	URE	6 6		6 6 6
7 7	College Student	7 7		7 7 7
8 8		8 8		8 8 8
9 9		9 9		9 9 9

29A. Did ... work at a job or business at any time during 1980?
Yes ☐ (Ship to 33) No ☐ 7

29B. Did ... do any temporary, part-time, or seasonal work even for a few days during 1980?
Yes ☐ (Ship to 33) No ☐ 7

30. Even though ... did not work in 1980, did he/she spend any time trying to find a job or on layoff?
Yes ☐ 7 No ☐ (Ship to 32)

31. How many different weeks was ... looking for work or on layoff from a job?
(Mark weeks) 0 0 1 1 2 2 3 3 4 4 5 5 6 6 7 7 8 8 9 9

32. What was the main reason ... did not work in 1980? Was he/she ... (Read list until "Yes" reply is received)
☐ Ill or disabled and unable to work
☐ Taking care of home or family ...
☐ Going to school ...
☐ Could not find work ...
☐ Retired ...
☐ Doing something else ...
☐ In Armed Forces ... (Ship to 46)

33. During 1980 in how many weeks did ... work even for a few hours? Include paid vacation and sick leave as work.
(Mark weeks and Go to 34) 0 0 1 1 2 2 3 3 4 4 5 5 6 6 7 7 8 8 9 9

34. INTERVIEWER CHECK ITEM
Number of weeks in item 33 is: 1-40 ☐ (Ship to 36) 50-51 ☐ (Ask 35) 52 ☐ (Ship to 39)

35. Did ... lose any full weeks of work in 1980 because he/she was on layoff from a job or lost a job?
Yes ☐ (Ship to 39) No ☐ (Ship to 39)

36. You said ... worked about (entry in item 33) weeks in 1980. How many of the remaining (52 minus entry in item 33) weeks was ... looking for work or on layoff from a job?
(Mark weeks and ask 37) 0 0 1 1 2 2 3 3 4 4 5 5 6 6 7 7 8 8 9 9
None ☐ (Ship to 38)

37. Were the (entry in item 36) weeks ... was looking for work (or on layoff) all in one stretch?
Yes - 1 stretch ☐ (Go to 38)
No - 2 stretches ☐ (Go to 38)
No - 3+ stretches ☐ (Go to 38)

(If the entries in items 33 and 36, add to 52 weeks, ship to item 39. If not, ask 38)

38. What was ... doing most of the remaining weeks in 1980? Was he/she ... (Read list until "Yes" reply is received)
☐ Ill or disabled and unable to work
☐ Taking care of home or family ...
☐ Going to school ...
☐ In Armed Forces ...
☐ Retired ...
☐ Doing something else ...
 (Go to item 39)

39. For how many employers did ... work in 1980? If more than one at same time, only count it as one employer.
 1 ☐ (Ship to 41)
 2 ☐ (Ask 40)
 3+ ☐ (Ask 40)

40. Did ... look for work between jobs in 1980?
Yes ☐ No ☐ 7

41. In the weeks that ... worked, how many hours did ... usually work per week?
(Mark hours) 0 0 1 1 2 2 3 3 4 4 5 5 6 6 7 7 8 8 9 9
(Go to 42)

42. INTERVIEWER CHECK ITEM
Number of hours in item 41 is: 1-34 ☐ (Ship to 44) 35+ ☐ (Ask 43)

43. Did ... work less than 35 hours for at least one week in 1980? Exclude time off with pay because of holidays, vacation, days off, or sickness.
Yes ☐ (Ask 44) No ☐ (Ship to 46)

44. How many weeks did ... work less than 35 hours in 1980?
(Mark weeks) 0 0 1 1 2 2 3 3 4 4 5 5 6 6 7 7 8 8 9 9

45. What was the main reason ... worked less than 35 hours per week?
☐ Could only find part time job ...
☐ Wanted to work part time or could work only part time
☐ Slack work or material shortage
☐ Other ... (Ask 46)

46. What was ...'s longest job in 1980? (Compare with entry in CPS-1 item 23)
 Same as item 23 or Armed Forces ☐ (Ship to 48A or 48B)
 Different from item 23 or item 23 blank ... ☐ (Specify in 47A-47E)

47A. For whom did ... work?
☐ Private
☐ Federal Gov't. F ☐ (Ask Inc. 48A)
☐ State Gov't. S ☐ (Ask 48B)
☐ Local Gov't. L ☐ (Ship to 48A)

47B. What kind of business or industry is this?
☐ Ref. ☐ M

47C. What kind of work was ... doing?
☐ Self-employment
☐ Without pay ... WP ☐ (Ship to 48A)

47D. What were ...'s most important activities or duties?
☐ Lost money ☐ 8 8 8 8 9 9 9 9

47E. CLASS OF WORKER
 Private ... P ☐
 Federal Gov't. ... F ☐ (Ask Inc. 48A)
 State Gov't. ... S ☐ (Ask 48B)
 Local Gov't. ... L ☐ (Ship to 48A)

48A. How much did ... earn from this employer before deductions during 1980?
 0 0 0 0 1 1 1 1 2 2 2 2 3 3 3 3 4 4 4 4 5 5 5 5 6 6 6 6 7 7 7 7 8 8 8 8 9 9 9 9

48B. What was ... net earnings from this business/farm after expenses during 1980?
 0 0 0 0 1 1 1 1 2 2 2 2 3 3 3 3 4 4 4 4 5 5 5 5 6 6 6 6 7 7 7 7 8 8 8 8 9 9 9 9
☐ Lost money ☐ 8 8 8 8 9 9 9 9

48C. Does this amount include all tips, bonuses, overtime pay or commissions ... may have received?
Yes ☐ No ☐ (Probe and make corrections to 48A)

48A. Did ... earn money from any other work he/she did during 1980?
Yes ☐ No ☐ (Ship to 50A)

48B. How much did ... earn from:
 All other employers? Yes ☐ No ☐
 His/her own business after expenses? Yes ☐ No ☐
 His/her farm after expenses? Yes ☐ No ☐

50A. INTERVIEWER CHECK ITEM
Longest job (item 46) is farmer? Yes ☐ 7 No ☐ (Ship to 51A)

50B. Other than the farm income we have already talked about, did ... receive any income from agricultural work done for others, recreational services, or government farm programs other than loans?
Yes ☐ (Probe and make corrections to 48A or 48B) No ☐ (Ask 51A)

51A. During 1980 did ... receive any unemployment compensation from the State or local government?
Yes ☐ 7 No ☐ (Ship to 52A)

Any Supplemental Unemployment Benefits (SUB)? Yes ☐ No ☐
Any Union unemployment or strike benefits? Yes ☐ No ☐

51B. How much did ... receive in unemployment benefits during 1980?
 0 0 0 0 1 1 1 1 2 2 2 2 3 3 3 3 4 4 4 4 5 5 5 5 6 6 6 6 7 7 7 7 8 8 8 8 9 9 9 9

52A. During 1980 did ... receive any Worker's Compensation payments or other payments as a result of a job related injury or illness? (Exclude sick pay and disability retirement)
Yes ☐ 7 No ☐ (Ship to 53)

52B. What was the source of these payments?
☐ State Workers Compensation ...
☐ Employer or employer's insurance
☐ Own insurance
☐ Other

52C. How much compensation did ... receive during 1980?
 0 0 0 0 1 1 1 1 2 2 2 2 3 3 3 3 4 4 4 4 5 5 5 5 6 6 6 6 7 7 7 7 8 8 8 8 9 9 9 9

53. Was ... living in this house 1 year ago; that is, on March 1, 1980?
Yes ☐ (Ship to 55) No ☐ 7

54. Where did ... live on March 1, 1980?
 A. Name of State, foreign country, U.S. possession, etc. 7
 B. Name of county 7
 C. Name of city, town, etc. 7
 D. Did ... live inside the limits of that city, town, village, etc. Yes ☐ No ☐

55. In March 1980, what was ...'s main activity? (Fill one circle)
 a. On active duty in the Armed Forces? ☐
 b. Working at a job or business? ☐
 c. Attending college? ☐
 d. Something else? ☐

IF CIVILIAN 14+, BEGIN WITH ITEM 29A. IF CURRENT ARMED FORCES MEMBER, BEGIN WITH ITEM 46.

18A. LINE NUMBER	POPULATION STATUS	18C. AGE	18E. Sex	OFFICE USE ONLY	37. Were the (entry in item 36) weeks ... was looking for work (or on layoff) all in one stretch?	46. What was ...'s longest job in 1980? (Compare with entry in CPS-1 item 23)	INDUSTRY	OCCUPATION
1	Armed Forces Member	1	Male		Yes - 1 stretch	Same as item 23 or Armed Forces	A	N
2		2			No - 2 stretches	Different from item 23 or item 23 blank	B	P
3		3			No - 3+ stretches	(Specify in 47A-47E)	C	Q
4		4					D	R
5		5					E	S
6		6					F	T
7		7					G	U
8		8					H	V
9		9					I	W
							J	X
							K	Y
							L	Z
							M	

29A. Did ... work at a job or business at any time during 1980?	Yes <input type="checkbox"/> (Ship to 33)	No <input type="checkbox"/> (Ship to 32)
29B. Did ... do any temporary, part-time, or seasonal work even for a few days during 1980?	Yes <input type="checkbox"/> (Ship to 33)	No <input type="checkbox"/> (Ship to 32)
30. Even though ... did not work in 1980, did he/she spend any time trying to find a job or on layoff?	Yes <input type="checkbox"/> (Ship to 33)	No <input type="checkbox"/> (Ship to 32)
31. How many different weeks was ... looking for work or on layoff from a job?	0 1 2 3 4 5 6 7 8 9	
32. What was the main reason ... did not work in 1980? Was he/she ... (Read list until "as" reply is received)	<input type="checkbox"/> Ill or disabled and unable to work <input type="checkbox"/> Taking care of home or family <input type="checkbox"/> Going to school <input type="checkbox"/> Could not find work <input type="checkbox"/> Retired <input type="checkbox"/> Doing something else <input type="checkbox"/> In Armed Forces	
33. During 1980 in how many weeks did ... work even for a few hours? Include paid vacation and sick leave as work.	0 1 2 3 4 5 6 7 8 9	
34. INTERVIEWER CHECK ITEM	Number of weeks in item 33 is: 1-40 <input type="checkbox"/> (Ship to 36), 50-51 <input type="checkbox"/> (Ask 35), 52 <input type="checkbox"/> (Ship to 39)	
35. Did ... lose any full weeks of work in 1980 because he/she was on layoff from a job or lost a job?	Yes <input type="checkbox"/> (Ship to 39)	No <input type="checkbox"/> (Ship to 39)
36. You said ... worked about (entry in item 33) weeks in 1980. How many of the remaining (52 minus entry in item 33) weeks was ... looking for work or on layoff from a job?	0 1 2 3 4 5 6 7 8 9	
37. Were the (entry in item 36) weeks ... was looking for work (or on layoff) all in one stretch?	<input type="checkbox"/> Yes - 1 stretch <input type="checkbox"/> No - 2 stretches <input type="checkbox"/> No - 3+ stretches	
38. What was ... doing most of the remaining weeks in 1980? Was he/she ...	<input type="checkbox"/> Ill or disabled and unable to work <input type="checkbox"/> Taking care of home or family <input type="checkbox"/> Going to school <input type="checkbox"/> In Armed Forces <input type="checkbox"/> Retired <input type="checkbox"/> Doing something else	
39. For how many employers did ... work in 1980? If more than one at same time, only count it as one employer.	1 <input type="checkbox"/> (Ship to 41), 2 <input type="checkbox"/> (Ask 40), 3+ <input type="checkbox"/> (Ask 40)	
40. Did ... look for work between jobs in 1980?	Yes <input type="checkbox"/> No <input type="checkbox"/> (Ship to 42)	
41. In the weeks that ... worked, how many hours did ... usually work per week?	0 1 2 3 4 5 6 7 8 9	
42. INTERVIEWER CHECK ITEM	Number of hours in item 41 is: 1-34 <input type="checkbox"/> (Ship to 44), 35+ <input type="checkbox"/> (Ask 43)	
43. Did ... work less than 35 hours for at least one week in 1980? Exclude time off with pay because of holidays, vacation, days off, or sickness.	Yes <input type="checkbox"/> (Ask 44), No <input type="checkbox"/> (Ship to 46)	
44. How many weeks did ... work less than 35 hours in 1980?	0 1 2 3 4 5 6 7 8 9	
45. What was the main reason ... worked less than 35 hours per week?	<input type="checkbox"/> Could only find part time job <input type="checkbox"/> Wanted to work part time or could work only part time <input type="checkbox"/> Slack work or material shortage <input type="checkbox"/> Other	
46. What was ...'s longest job in 1980? (Compare with entry in CPS-1 item 23)	<input type="checkbox"/> Same as item 23 or Armed Forces <input type="checkbox"/> Different from item 23 or item 23 blank	
47A. For whom did ... work?	<input type="checkbox"/> Private <input type="checkbox"/> Federal Gov't <input type="checkbox"/> State Gov't <input type="checkbox"/> Local Gov't	
47B. What kind of business or industry is this?	<input type="checkbox"/> Self-employment <input type="checkbox"/> (Ask Inc.) <input type="checkbox"/> No (or farm) SE <input type="checkbox"/> Without pay WP	
47C. What kind of work was ... doing?	<input type="checkbox"/> (Ask 48A) <input type="checkbox"/> (Ask 48B) <input type="checkbox"/> (Ship to 49A)	
47D. What were ...'s most important activities or duties?	<input type="checkbox"/> (Ask 48A) <input type="checkbox"/> (Ask 48B) <input type="checkbox"/> (Ship to 49A)	
47E. CLASS OF WORKER	<input type="checkbox"/> Private <input type="checkbox"/> Federal Gov't <input type="checkbox"/> State Gov't <input type="checkbox"/> Local Gov't	
48A. How much did ... earn from this employer before deductions during 1980?	0 1 2 3 4 5 6 7 8 9	
48B. What was ... net earnings from this business/farm after expenses during 1980?	0 1 2 3 4 5 6 7 8 9	
48C. Does this amount include all tips, bonuses, overtime pay or commissions ... may have received?	Yes <input type="checkbox"/> No <input type="checkbox"/> (Probe and make corrections to 48A)	
48A. Did ... earn money from any other work he/she did during 1980?	Yes <input type="checkbox"/> No <input type="checkbox"/> (Ship to 50A)	
48B. How much did ... earn from:	<input type="checkbox"/> All other employers <input type="checkbox"/> His/her own business after expenses <input type="checkbox"/> His/her farm after expenses	
48C. Other than the farm income we have already talked about, did ... receive any income from agricultural work done for others, recreational services, or government farm programs other than loans?	Yes <input type="checkbox"/> (Probe and make corrections to 48A or 48B), No <input type="checkbox"/> (Ask 51A)	
50A. INTERVIEWER CHECK ITEM	Longest job (item 46) is farmer? Yes <input type="checkbox"/> No <input type="checkbox"/> (Ship to 51A)	
50B. During 1980 did ... receive any unemployment compensation from the State or local government?	Yes <input type="checkbox"/> No <input type="checkbox"/> (Ship to 52A)	
51A. During 1980 did ... receive any unemployment compensation from the State or local government?	Yes <input type="checkbox"/> No <input type="checkbox"/> (Ship to 52A)	
51B. Other than the farm income we have already talked about, did ... receive any income from agricultural work done for others, recreational services, or government farm programs other than loans?	Yes <input type="checkbox"/> (Probe and make corrections to 48A or 48B), No <input type="checkbox"/> (Ask 51A)	
51C. During 1980 did ... receive any unemployment compensation from the State or local government?	Yes <input type="checkbox"/> No <input type="checkbox"/> (Ship to 52A)	
51D. Other than the farm income we have already talked about, did ... receive any income from agricultural work done for others, recreational services, or government farm programs other than loans?	Yes <input type="checkbox"/> (Probe and make corrections to 48A or 48B), No <input type="checkbox"/> (Ask 51A)	
51E. During 1980 did ... receive any unemployment compensation from the State or local government?	Yes <input type="checkbox"/> No <input type="checkbox"/> (Ship to 52A)	
51F. Other than the farm income we have already talked about, did ... receive any income from agricultural work done for others, recreational services, or government farm programs other than loans?	Yes <input type="checkbox"/> (Probe and make corrections to 48A or 48B), No <input type="checkbox"/> (Ask 51A)	
51G. During 1980 did ... receive any unemployment compensation from the State or local government?	Yes <input type="checkbox"/> No <input type="checkbox"/> (Ship to 52A)	
51H. Other than the farm income we have already talked about, did ... receive any income from agricultural work done for others, recreational services, or government farm programs other than loans?	Yes <input type="checkbox"/> (Probe and make corrections to 48A or 48B), No <input type="checkbox"/> (Ask 51A)	
51I. During 1980 did ... receive any unemployment compensation from the State or local government?	Yes <input type="checkbox"/> No <input type="checkbox"/> (Ship to 52A)	
51J. Other than the farm income we have already talked about, did ... receive any income from agricultural work done for others, recreational services, or government farm programs other than loans?	Yes <input type="checkbox"/> (Probe and make corrections to 48A or 48B), No <input type="checkbox"/> (Ask 51A)	
51K. During 1980 did ... receive any unemployment compensation from the State or local government?	Yes <input type="checkbox"/> No <input type="checkbox"/> (Ship to 52A)	
51L. Other than the farm income we have already talked about, did ... receive any income from agricultural work done for others, recreational services, or government farm programs other than loans?	Yes <input type="checkbox"/> (Probe and make corrections to 48A or 48B), No <input type="checkbox"/> (Ask 51A)	
51M. During 1980 did ... receive any unemployment compensation from the State or local government?	Yes <input type="checkbox"/> No <input type="checkbox"/> (Ship to 52A)	
51N. Other than the farm income we have already talked about, did ... receive any income from agricultural work done for others, recreational services, or government farm programs other than loans?	Yes <input type="checkbox"/> (Probe and make corrections to 48A or 48B), No <input type="checkbox"/> (Ask 51A)	
51O. During 1980 did ... receive any unemployment compensation from the State or local government?	Yes <input type="checkbox"/> No <input type="checkbox"/> (Ship to 52A)	
51P. Other than the farm income we have already talked about, did ... receive any income from agricultural work done for others, recreational services, or government farm programs other than loans?	Yes <input type="checkbox"/> (Probe and make corrections to 48A or 48B), No <input type="checkbox"/> (Ask 51A)	
51Q. During 1980 did ... receive any unemployment compensation from the State or local government?	Yes <input type="checkbox"/> No <input type="checkbox"/> (Ship to 52A)	
51R. Other than the farm income we have already talked about, did ... receive any income from agricultural work done for others, recreational services, or government farm programs other than loans?	Yes <input type="checkbox"/> (Probe and make corrections to 48A or 48B), No <input type="checkbox"/> (Ask 51A)	
51S. During 1980 did ... receive any unemployment compensation from the State or local government?	Yes <input type="checkbox"/> No <input type="checkbox"/> (Ship to 52A)	
51T. Other than the farm income we have already talked about, did ... receive any income from agricultural work done for others, recreational services, or government farm programs other than loans?	Yes <input type="checkbox"/> (Probe and make corrections to 48A or 48B), No <input type="checkbox"/> (Ask 51A)	
51U. During 1980 did ... receive any unemployment compensation from the State or local government?	Yes <input type="checkbox"/> No <input type="checkbox"/> (Ship to 52A)	
51V. Other than the farm income we have already talked about, did ... receive any income from agricultural work done for others, recreational services, or government farm programs other than loans?	Yes <input type="checkbox"/> (Probe and make corrections to 48A or 48B), No <input type="checkbox"/> (Ask 51A)	
51W. During 1980 did ... receive any unemployment compensation from the State or local government?	Yes <input type="checkbox"/> No <input type="checkbox"/> (Ship to 52A)	
51X. Other than the farm income we have already talked about, did ... receive any income from agricultural work done for others, recreational services, or government farm programs other than loans?	Yes <input type="checkbox"/> (Probe and make corrections to 48A or 48B), No <input type="checkbox"/> (Ask 51A)	
51Y. During 1980 did ... receive any unemployment compensation from the State or local government?	Yes <input type="checkbox"/> No <input type="checkbox"/> (Ship to 52A)	
51Z. Other than the farm income we have already talked about, did ... receive any income from agricultural work done for others, recreational services, or government farm programs other than loans?	Yes <input type="checkbox"/> (Probe and make corrections to 48A or 48B), No <input type="checkbox"/> (Ask 51A)	

IF CIVILIAN 14+, BEGIN WITH ITEM 29A. IF CURRENT ARMED FORCES MEMBER, BEGIN WITH ITEM 46.					INDUSTRY		OCCUPATION			
18A. LINE NUMBER	POPULATION STATUS Civilian 14+	18C. AGE	18E. Sex	OFFICE USE ONLY	37. Were the (entry in item 36) weeks ... was looking for work (or on layoff) all in one stretch?	OFFICE	A	O	N	O
1	1	1	Male	1 1 1 1 1	Yes - 1 stretch	1	B	1	1	P
2	2	2	Female	2 2 2 2 2	No - 2 stretches	2	C	2	2	Q
3	3	3		3 3 3 3 3	No - 3+ stretches	3	D	3	3	R
4	4	4		4 4 4 4 4	(Go to 38)	4	E	4	4	S
5	5	5		5 5 5 5 5		5	F	5	5	T
6	6	6		6 6 6 6 6		6	G	6	6	U
7	7	7		7 7 7 7 7		7	H	7	7	V
8	8	8		8 8 8 8 8		8	J	8	8	W
9	9	9		9 9 9 9 9		9	K	9	9	X
							L			Y
							M			Z

29A. Did ... work at a job or business at any time during 1980?

Yes ☐ (Ship to 33) No ☒ 7

29B. Did ... do any temporary, part-time, or seasonal work even for a few days during 1980?

Yes ☐ (Ship to 33) No ☒ 7

30. Even though ... did not work in 1980, did he/she spend any time trying to find a job or on layoff?

Yes ☒ 7 No ☐ (Ship to 32)

31. How many different weeks was ... looking for work or on layoff from a job?

(Mark weeks) 1 2 3 4 5 6 7 8 9

32. What was the main reason ... did not work in 1980? Was he/she ... (Read list until "Yes" reply is received)

Ill or disabled and unable to work ☐

Taking care of home or family ... ☐

Going to school ... ☐

Could not find work ... ☐ (Ship to 53)

Retired ... ☐

Doing something else ... ☐ (Ship to 46)

In Armed Forces ... ☐

33. During 1980 in how many weeks did ... work even for a few hours? Include paid vacation and sick leave as work.

(Mark weeks and Go to 34) 1 2 3 4 5 6 7 8 9

34. INTERVIEWER CHECK ITEM

Number of weeks in item 33 is: 1-49 ☐ (Ship to 36) 50-51 ☐ (Ask 35) 52 ☐ (Ship to 39)

35. Did ... lose any full weeks of work in 1980 because he/she was on layoff from a job or lost a job?

Yes ☐ (Ship to 39) No ☒ (Ship to 39)

36. You said ... worked about (entry in item 33) weeks in 1980. How many of the remaining (52 minus entry in item 33) weeks was ... looking for work or on layoff from a job?

(Mark weeks - and ask 37) 1 2 3 4 5 6 7 8 9

None (Ship to 38)

37. Were the (entry in item 36) weeks ... was looking for work (or on layoff) all in one stretch?

Yes - 1 stretch ☐

No - 2 stretches ☐ (Go to 38)

No - 3+ stretches ☐

(If the entries in items 33 and 36, add to 52 weeks, ship to item 39 if not, ask 38)

38. What was ... doing most of the remaining weeks in 1980? Was he/she ... (Read list until "Yes" reply is received.)

Ill or disabled and unable to work ☐

Taking care of home or family ... ☐

Going to school ... ☐

In Armed Forces ... ☐

Retired ... ☐

Doing something else ☐ (Go to item 39)

39. For how many employers did ... work in 1980? If more than one at same time, only count it as one employer.

1 ☐ (Ship to 41) 2 ☐ 3+ ☐ (Ask 40)

40. Did ... look for work between jobs in 1980?

Yes ☐ No ☒

41. In the weeks that ... worked, how many hours did ... usually work per week?

(Mark hours) 1 2 3 4 5 6 7 8 9

(Go to 42)

42. INTERVIEWER CHECK ITEM

Number of hours in item 41 is: 1-34 ☐ (Ship to 44) 35+ ☐ (Ask 43)

43. Did ... work less than 35 hours for at least one week in 1980? Exclude time off with pay because of holidays, vacation, days off, or sickness.

Yes ☐ (Ask 44) No ☒ (Ship to 46)

44. How many weeks did ... work less than 35 hours in 1980?

(Mark weeks) 1 2 3 4 5 6 7 8 9

45. What was the main reason ... worked less than 35 hours per week?

Could only find part time job ... ☐

Wanted to work part time or could work only part time ☐

Slack work or material shortage ☐

Other ... ☐ (Ask 46)

46. What was ...'s longest job in 1980? (Compare with entry in CPS-1 item 23)

Same as item 23 or Armed Forces ☐ (Ship to 48A or 48B)

Different from item 23 or item 23 blank ... ☐ (Specify in 47A-47E)

47A. For whom did ... work?

47B. What kind of business or industry is this?

47C. What kind of work was ... doing?

47D. What were ...'s most important activities or duties?

47E. CLASS OF WORKER

Private ... P ☐ Self-employment

Federal Gov't ... F ☐ (Ask Inc. 48A) Yes ... ☐ No (or farm) SE (Ask 48B)

State Gov't ... S ☐ Without pay ... WP (Ship to 49A)

Local Gov't ... L ☐

48A. How much did ... earn from this employer before deductions during 1980?

48B. What was ... net earnings from this business/farm after expenses during 1980?

(Mark dollars) 1 2 3 4 5 6 7 8 9

48C. Does this amount include all tips, bonuses, overtime pay or commissions ... may have received?

Yes ☐ No ☒ (Probe and make corrections to 48A)

49A. Did ... earn money from any other work he/she did during 1980?

Yes ☐ No ☐ (Ship to 50A)

49B. How much did ... earn from:

All other employers? Yes ☐ No ☐ (Mark dollars) 1 2 3 4 5 6 7 8 9

His/her own business after expenses? Yes ☐ No ☐ (Mark dollars) 1 2 3 4 5 6 7 8 9

His/her farm after expenses? Yes ☐ No ☐ (Mark dollars) 1 2 3 4 5 6 7 8 9

50A. INTERVIEWER CHECK ITEM

Longest job (item 46) is farmer? Yes ☒ 7 No ☐ (Ship to 51A)

50B. Other than the farm income we have already talked about, did ... receive any income from agricultural work done for others, recreational services, or government farm programs other than loans?

Yes ☐ (Probe and make corrections to 48A or 49B) No ☐ (Ask 51A)

51A. During 1980 did ... receive any unemployment compensation from the State or local government?

Yes ☐ No ☒ (Ship to 52A)

Any Supplemental Unemployment Benefits (SUB)? Yes ☐ No ☐

Any Union unemployment or strike benefits? Yes ☐ No ☐

51B. How much did ... receive in unemployment benefits during 1980?

(Mark dollars) 1 2 3 4 5 6 7 8 9

52A. During 1980 did ... receive any Worker's Compensation payments or other payments as a result of a job related injury or illness? (Exclude sick pay and disability retirement)

Yes ☐ No ☒ (Ship to 53)

52B. What was the source of these payments?

State Workers Compensation ... ☐

Employer or employer's insurance ☐

Own insurance ... ☐

Other ... ☐

52C. How much compensation did ... receive during 1980?

(Mark dollars) 1 2 3 4 5 6 7 8 9

53. Was ... living in this house 1 year ago; that is, on March 1, 1980?

Yes ☐ (Ship to 55) No ☒ 7

54. Where did ... live on March 1, 1980?

A. Name of State, foreign country, U.S. possession, etc.

B. Name of county

C. Name of city, town, etc.

D. Did ... live inside the limits of that city, town, village, etc.?

Yes ☐ No ☐

55. In March 1980, what was ...'s main activity? (Fill one circle)

a. On active duty in the Armed Forces? ☐

b. Working at a job or business? ☐

c. Attending college? ☐

d. Something else? ☐

COMPLETE LINE NUMBER FOR ALL PERSONS 14+ BEFORE BEGINNING QUESTIONS ON EACH PAGE (NAME IS OPTIONAL)

NAME (Optional)	Page 3	Page 4	Page 5	Page 6
LINE NUMBER (Item 18A)				
	0 0 1 1 2 2 3 3 4 4 5 5 6 6 7 7 8 8 9 9	0 0 1 1 2 2 3 3 4 4 5 5 6 6 7 7 8 8 9 9	0 0 1 1 2 2 3 3 4 4 5 5 6 6 7 7 8 8 9 9	0 0 1 1 2 2 3 3 4 4 5 5 6 6 7 7 8 8 9 9
56. DURING 1980 DID ANYONE IN THIS HOUSEHOLD RECEIVE: 56A. Any Social Security payments from the U.S. Government? Yes <input checked="" type="radio"/> No <input type="radio"/> (Skip to 57A)				
56B. Who received Social Security payments either for themselves or as combined payments with other family members? Yes <input type="radio"/> No <input type="radio"/> Complete 56C & 56D for each person with a "Yes" in 56B	Yes <input type="radio"/> No <input type="radio"/>	Yes <input type="radio"/> No <input type="radio"/>	Yes <input type="radio"/> No <input type="radio"/>	Yes <input type="radio"/> No <input type="radio"/>
56C. In how many months of 1980 did ... receive Social Security payments? Months <input type="text"/> Months <input type="text"/> Months <input type="text"/> Months <input type="text"/>	Months <input type="text"/>	Months <input type="text"/>	Months <input type="text"/>	Months <input type="text"/>
56D. How much did ... receive in Social Security payments during 1980? (separate combined payments) NOTE: Social Security checks are grain-colored checks.	\$ <input type="text"/> <input type="radio"/> Already included 0 0 0 0 0 1 1 1 1 1 2 2 2 2 2 3 3 3 3 3 4 4 4 4 4 5 5 5 5 5 6 6 6 6 6 7 7 7 7 7 8 8 8 8 8 9 9 9 9 9	\$ <input type="text"/> <input type="radio"/> Already included 0 0 0 0 0 1 1 1 1 1 2 2 2 2 2 3 3 3 3 3 4 4 4 4 4 5 5 5 5 5 6 6 6 6 6 7 7 7 7 7 8 8 8 8 8 9 9 9 9 9	\$ <input type="text"/> <input type="radio"/> Already included 0 0 0 0 0 1 1 1 1 1 2 2 2 2 2 3 3 3 3 3 4 4 4 4 4 5 5 5 5 5 6 6 6 6 6 7 7 7 7 7 8 8 8 8 8 9 9 9 9 9	\$ <input type="text"/> <input type="radio"/> Already included 0 0 0 0 0 1 1 1 1 1 2 2 2 2 2 3 3 3 3 3 4 4 4 4 4 5 5 5 5 5 6 6 6 6 6 7 7 7 7 7 8 8 8 8 8 9 9 9 9 9
56E. INTERVIEWER CHECK ITEM <input type="radio"/> Children under 23 present — (Ask 56F) <input type="radio"/> No children under 23 present — (Skip to 57)				
56F. Did anyone in this household receive any separate Social Security payments which we have not talked about for the children in this household? Yes <input type="radio"/> No <input type="radio"/> (If "Yes," make necessary changes to include this amount in 56D for person receiving)				
57. DURING 1980 DID ANYONE IN THIS HOUSEHOLD RECEIVE: 57A. Any SSI payments, that is, Supplemental Security Income? Yes <input checked="" type="radio"/> No <input type="radio"/> (Go to next page)				
57B. Who received SSI? (Anyone else?) (Complete 57C for each person with "Yes" in 57B)	Yes <input type="radio"/> No <input type="radio"/>	Yes <input type="radio"/> No <input type="radio"/>	Yes <input type="radio"/> No <input type="radio"/>	Yes <input type="radio"/> No <input type="radio"/>
57C. How much did ... receive in Supplemental Security Income during 1980? (Include both Federal and State SSI) NOTE: SSI checks from the U.S. Government, are pale gold in color. The color of state checks may vary. (Go to 57C for next person with "Yes" in 57B or go to next page)	\$ <input type="text"/> <input type="radio"/> Already included 0 0 0 0 0 1 1 1 1 1 2 2 2 2 2 3 3 3 3 3 4 4 4 4 4 5 5 5 5 5 6 6 6 6 6 7 7 7 7 7 8 8 8 8 8 9 9 9 9 9	\$ <input type="text"/> <input type="radio"/> Already included 0 0 0 0 0 1 1 1 1 1 2 2 2 2 2 3 3 3 3 3 4 4 4 4 4 5 5 5 5 5 6 6 6 6 6 7 7 7 7 7 8 8 8 8 8 9 9 9 9 9	\$ <input type="text"/> <input type="radio"/> Already included 0 0 0 0 0 1 1 1 1 1 2 2 2 2 2 3 3 3 3 3 4 4 4 4 4 5 5 5 5 5 6 6 6 6 6 7 7 7 7 7 8 8 8 8 8 9 9 9 9 9	\$ <input type="text"/> <input type="radio"/> Already included 0 0 0 0 0 1 1 1 1 1 2 2 2 2 2 3 3 3 3 3 4 4 4 4 4 5 5 5 5 5 6 6 6 6 6 7 7 7 7 7 8 8 8 8 8 9 9 9 9 9
Annual Total = last check x 11.25	Medicare Deduction: \$3/month			

NAME (Optional)				
LINE NUMBER (Item 18A)	Page 3	Page 4	Page 5	Page 6
59A. Does anyone in this household have a health problem or disability which prevents them from working or which limits the kind or amount of work they can do? Yes <input type="radio"/> No <input type="radio"/> (Skip to 60A)				
59B. Who is that? (Anyone else?)	Yes <input type="radio"/> No <input type="radio"/>	Yes <input type="radio"/> No <input type="radio"/>	Yes <input type="radio"/> No <input type="radio"/>	Yes <input type="radio"/> No <input type="radio"/>
60A. Is there anyone in this household who has a service-connected disability or who ever retired or left a job for health reasons? Yes <input type="radio"/> No <input type="radio"/> (Skip to 61A)				
60B. Who is that? (Anyone else?)	Yes <input type="radio"/> No <input type="radio"/>	Yes <input type="radio"/> No <input type="radio"/>	Yes <input type="radio"/> No <input type="radio"/>	Yes <input type="radio"/> No <input type="radio"/>
61A. INTERVIEWER CHECK ITEM <input type="radio"/> "No" to both 59A and 60A (Skip to next page) <input type="radio"/> "Yes" in either 59A or 60A				
(Complete 61B to 61G for each person with a "Yes" in either 59B or 60B) 61B. (Other than Social Security) did ... receive any income in 1980 as a result of this health problem (disability/handicap)?	Yes <input type="radio"/> No <input type="radio"/> (Ask 61B for next person with "Yes" in 59B or 60B or skip to next page)	Yes <input type="radio"/> No <input type="radio"/> (Ask 61B for next person with "Yes" in 59B or 60B or skip to next page)	Yes <input type="radio"/> No <input type="radio"/> (Ask 61B for next person with "Yes" in 59B or 60B or skip to next page)	Yes <input type="radio"/> No <input type="radio"/> (Ask 61B for next person with "Yes" in 59B or 60B or skip to next page)
61C. What was the source of this income? (Any other income related to this health condition or disability?) 01. Veterans' disability Yes <input type="radio"/> No <input type="radio"/> 02. Worker's compensation Yes <input type="radio"/> No <input type="radio"/> 03. Company or union disability Yes <input type="radio"/> No <input type="radio"/> 04. Federal Government (Civil Service) disability Yes <input type="radio"/> No <input type="radio"/> 05. U.S. military retirement disability Yes <input type="radio"/> No <input type="radio"/> 06. State or local gov't. employee disability Yes <input type="radio"/> No <input type="radio"/> 07. U.S. Railroad Retirement disability Yes <input type="radio"/> No <input type="radio"/> 08. Accident or disability insurance Yes <input type="radio"/> No <input type="radio"/> 09. Black Lung miner's disability Yes <input type="radio"/> No <input type="radio"/> 10. State temporary sickness Yes <input type="radio"/> No <input type="radio"/> 11. Other or don't know (Specify in notes) Yes <input type="radio"/> No <input type="radio"/>				
(Complete 61D & 61E for first "Yes" in 61C) 61D. Income Source Code	0 1 2 3 4 5 6 7 8 9	0 1 2 3 4 5 6 7 8 9	0 1 2 3 4 5 6 7 8 9	0 1 2 3 4 5 6 7 8 9
61E. How much did ... receive from ... (read source) during 1980? (Complete 61F and 61G for next income source marked or go to 61B for next person with "Yes" in either 59A or 60A or go to next page)	\$ <input type="text"/> 0 0 0 0 0 1 1 1 1 1 2 2 2 2 2 3 3 3 3 3 4 4 4 4 4 5 5 5 5 5 6 6 6 6 6 7 7 7 7 7 8 8 8 8 8 9 9 9 9 9	\$ <input type="text"/> 0 0 0 0 0 1 1 1 1 1 2 2 2 2 2 3 3 3 3 3 4 4 4 4 4 5 5 5 5 5 6 6 6 6 6 7 7 7 7 7 8 8 8 8 8 9 9 9 9 9	\$ <input type="text"/> 0 0 0 0 0 1 1 1 1 1 2 2 2 2 2 3 3 3 3 3 4 4 4 4 4 5 5 5 5 5 6 6 6 6 6 7 7 7 7 7 8 8 8 8 8 9 9 9 9 9	\$ <input type="text"/> 0 0 0 0 0 1 1 1 1 1 2 2 2 2 2 3 3 3 3 3 4 4 4 4 4 5 5 5 5 5 6 6 6 6 6 7 7 7 7 7 8 8 8 8 8 9 9 9 9 9
61F. Income Source Code	0 1 2 3 4 5 6 7 8 9	0 1 2 3 4 5 6 7 8 9	0 1 2 3 4 5 6 7 8 9	0 1 2 3 4 5 6 7 8 9
61G. How much did ... receive from ... (read source) during 1980? (Go to 61B for next person with "Yes" in either 59B or 60B or go to next page)	\$ <input type="text"/> 0 0 0 0 0 1 1 1 1 1 2 2 2 2 2 3 3 3 3 3 4 4 4 4 4 5 5 5 5 5 6 6 6 6 6 7 7 7 7 7 8 8 8 8 8 9 9 9 9 9	\$ <input type="text"/> 0 0 0 0 0 1 1 1 1 1 2 2 2 2 2 3 3 3 3 3 4 4 4 4 4 5 5 5 5 5 6 6 6 6 6 7 7 7 7 7 8 8 8 8 8 9 9 9 9 9	\$ <input type="text"/> 0 0 0 0 0 1 1 1 1 1 2 2 2 2 2 3 3 3 3 3 4 4 4 4 4 5 5 5 5 5 6 6 6 6 6 7 7 7 7 7 8 8 8 8 8 9 9 9 9 9	\$ <input type="text"/> 0 0 0 0 0 1 1 1 1 1 2 2 2 2 2 3 3 3 3 3 4 4 4 4 4 5 5 5 5 5 6 6 6 6 6 7 7 7 7 7 8 8 8 8 8 9 9 9 9 9

NAME (Optional)				
LINE NUMBER (Item 18A)	Page 3	Page 4	Page 5	Page 6
63. AT ANYTIME DURING 1980 DID ANYONE IN THIS HOUSEHOLD: 63A. Have money in a savings account or credit union? Yes <input type="radio"/> No <input type="radio"/> Have certificates of deposit, money market funds, bonds or treasury notes? Yes <input type="radio"/> No <input type="radio"/> <i>(If "Yes" marked in any, ask 63B, otherwise skip to 64A)</i> Have any other savings or investments which pay interest? Yes <input type="radio"/> No <input type="radio"/>				
63B. Which members of this household had ...? (Anyone else?) <i>(Include each in cases of joint accounts or ownership)</i> Yes <input type="radio"/> No <input type="radio"/>				
<i>(Ask 63C for each person with "Yes" in 63B)</i> 63C. How much did ... receive in interest from these sources during 1980, including even small amounts credited to accounts? (Separate amounts for joint ownership) <i>(Ask 63C for next person with "Yes" in 63B or ask 64)</i>				
\$ <input type="radio"/> Already included <input type="radio"/>	\$ <input type="radio"/> Already included <input type="radio"/>	\$ <input type="radio"/> Already included <input type="radio"/>	\$ <input type="radio"/> Already included <input type="radio"/>	\$ <input type="radio"/> Already included <input type="radio"/>
64. AT ANYTIME DURING 1980 DID ANYONE IN THIS HOUSEHOLD: 64A. own any shares of stock in corporations (pass) or any mutual fund shares? Yes <input type="radio"/> No <input type="radio"/> <i>(Skip to 65A)</i>				
64B. Which members of this household? (Anyone else?) <i>(Include each in cases of joint ownership)</i> Yes <input type="radio"/> No <input type="radio"/>				
<i>(Ask 64C for each person with "Yes" in 64B)</i> 64C. How much did ... receive in dividends from stocks (mutual funds) during 1980? (separate amounts for joint ownership) <i>(Ask 64C for next person marked "Yes" in 64B or ask 65)</i>				
\$ <input type="radio"/> None <input type="radio"/> Already included <input type="radio"/>	\$ <input type="radio"/> None <input type="radio"/> Already included <input type="radio"/>	\$ <input type="radio"/> None <input type="radio"/> Already included <input type="radio"/>	\$ <input type="radio"/> None <input type="radio"/> Already included <input type="radio"/>	\$ <input type="radio"/> None <input type="radio"/> Already included <input type="radio"/>
65. DURING 1980 DID ANYONE IN THIS HOUSEHOLD: 65A. own any houses, apartments, business property or land which was rented to others? Yes <input type="radio"/> No <input type="radio"/> Receive income from royalties or from roomers or boarders? <i>(Exclude amounts paid by relatives)</i> Yes <input type="radio"/> No <input type="radio"/> <i>(If "Yes" marked in any, ask 65B, otherwise skip to next page)</i> Receive income from estates or trusts? <i>(Exclude estates or trusts already reported)</i> Yes <input type="radio"/> No <input type="radio"/>				
65B. Who received this rent (income)? (Anyone else?) <i>(Include each in case of joint ownership)</i> Yes <input type="radio"/> No <input type="radio"/>				
<i>(Ask 65C for each person with "Yes" in 65B)</i> 65C. How much did ... receive in income from rent (roomers or boarders, estates, trusts, or royalties) after expenses for 1980? (Separate amounts for joint ownership)				
\$ <input type="radio"/> Lost money <input type="radio"/> Already included <input type="radio"/>	\$ <input type="radio"/> Lost money <input type="radio"/> Already included <input type="radio"/>	\$ <input type="radio"/> Lost money <input type="radio"/> Already included <input type="radio"/>	\$ <input type="radio"/> Lost money <input type="radio"/> Already included <input type="radio"/>	\$ <input type="radio"/> Lost money <input type="radio"/> Already included <input type="radio"/>

NAME (Optional)	Page 3	Page 4	Page 5	Page 6
LINE NUMBER (Item 16A)				
66A. During 1980 did anyone in this household attend school beyond the high school level including a college, university or other schools (including vocational schools)? Yes <input type="radio"/> 7 No <input type="radio"/> (Go to next page)				
66B. Did anyone receive any educational assistance from scholarships, fellowships, grants, employers, or the G.I. Bill during 1980? (Exclude loans or assistance from household members) Yes <input type="radio"/> 7 No <input type="radio"/> (Go to next page)				
66C. Which member received assistance? (Anyone else?)	Yes <input type="radio"/> No <input type="radio"/>	Yes <input type="radio"/> No <input type="radio"/>	Yes <input type="radio"/> No <input type="radio"/>	Yes <input type="radio"/> No <input type="radio"/>
(Complete 66D to 66H for each person with "Yes" in 66C) 66D. What type of assistance did ... receive? (Any other assistance?)				
a. G.I. Bill or other assistance from the Veterans Administration (VA)	Yes <input type="radio"/> No <input type="radio"/>	Yes <input type="radio"/> No <input type="radio"/>	Yes <input type="radio"/> No <input type="radio"/>	Yes <input type="radio"/> No <input type="radio"/>
b. Basic Education Opportunity Grant	Yes <input type="radio"/> No <input type="radio"/>	Yes <input type="radio"/> No <input type="radio"/>	Yes <input type="radio"/> No <input type="radio"/>	Yes <input type="radio"/> No <input type="radio"/>
c. Some other government assistance	Yes <input type="radio"/> No <input type="radio"/>	Yes <input type="radio"/> No <input type="radio"/>	Yes <input type="radio"/> No <input type="radio"/>	Yes <input type="radio"/> No <input type="radio"/>
d. Scholarships, grants, etc., from universities or colleges	Yes <input type="radio"/> No <input type="radio"/>	Yes <input type="radio"/> No <input type="radio"/>	Yes <input type="radio"/> No <input type="radio"/>	Yes <input type="radio"/> No <input type="radio"/>
e. Other assistance (employers, friends, etc.)	Yes <input type="radio"/> No <input type="radio"/>	Yes <input type="radio"/> No <input type="radio"/>	Yes <input type="radio"/> No <input type="radio"/>	Yes <input type="radio"/> No <input type="radio"/>
(Exclude assistance from household members)				
66E. INTERVIEWER CHECK ITEM G.I. Bill marked "YES" in 66D?	Yes <input type="radio"/> (Ask 66F) No <input type="radio"/> (Skip to 66H)	Yes <input type="radio"/> (Ask 66F) No <input type="radio"/> (Skip to 66H)	Yes <input type="radio"/> (Ask 66F) No <input type="radio"/> (Skip to 66H)	Yes <input type="radio"/> (Ask 66F) No <input type="radio"/> (Skip to 66H)
66F. How much did ... receive in G.I. Bill benefits during 1980?	\$ <input type="text"/> 0 0 0 0 0 1 1 1 1 1 2 2 2 2 2 3 3 3 3 3 4 4 4 4 4 5 5 5 5 5 6 6 6 6 6 7 7 7 7 7 8 8 8 8 8 9 9 9 9 9	\$ <input type="text"/> 0 0 0 0 0 1 1 1 1 1 2 2 2 2 2 3 3 3 3 3 4 4 4 4 4 5 5 5 5 5 6 6 6 6 6 7 7 7 7 7 8 8 8 8 8 9 9 9 9 9	\$ <input type="text"/> 0 0 0 0 0 1 1 1 1 1 2 2 2 2 2 3 3 3 3 3 4 4 4 4 4 5 5 5 5 5 6 6 6 6 6 7 7 7 7 7 8 8 8 8 8 9 9 9 9 9	\$ <input type="text"/> 0 0 0 0 0 1 1 1 1 1 2 2 2 2 2 3 3 3 3 3 4 4 4 4 4 5 5 5 5 5 6 6 6 6 6 7 7 7 7 7 8 8 8 8 8 9 9 9 9 9
66G. INTERVIEWER CHECK ITEM Source other than G.I. Bill marked "Yes" in 66D?	Yes <input type="radio"/> (ASK 66H) No <input type="radio"/> (Skip to next person marked "Yes" in 66C or Go to next page)	Yes <input type="radio"/> (ASK 66H) No <input type="radio"/> (Skip to next person marked "Yes" in 66C or Go to next page)	Yes <input type="radio"/> (ASK 66H) No <input type="radio"/> (Skip to next person marked "Yes" in 66C or Go to next page)	Yes <input type="radio"/> (ASK 66H) No <input type="radio"/> (Skip to next person marked "Yes" in 66C or Go to next page)
66H. How much did ... receive in (other) educational assistance during 1980? (Go to 66D for next person marked "Yes" in 66C or Go to next page)	\$ <input type="text"/> 0 0 0 0 0 1 1 1 1 1 2 2 2 2 2 3 3 3 3 3 4 4 4 4 4 5 5 5 5 5 6 6 6 6 6 7 7 7 7 7 8 8 8 8 8 9 9 9 9 9	\$ <input type="text"/> 0 0 0 0 0 1 1 1 1 1 2 2 2 2 2 3 3 3 3 3 4 4 4 4 4 5 5 5 5 5 6 6 6 6 6 7 7 7 7 7 8 8 8 8 8 9 9 9 9 9	\$ <input type="text"/> 0 0 0 0 0 1 1 1 1 1 2 2 2 2 2 3 3 3 3 3 4 4 4 4 4 5 5 5 5 5 6 6 6 6 6 7 7 7 7 7 8 8 8 8 8 9 9 9 9 9	\$ <input type="text"/> 0 0 0 0 0 1 1 1 1 1 2 2 2 2 2 3 3 3 3 3 4 4 4 4 4 5 5 5 5 5 6 6 6 6 6 7 7 7 7 7 8 8 8 8 8 9 9 9 9 9
NOTES:				

67. Interviewer Check Item Entry in control card item 33 (family income) is: <input type="checkbox"/> M—N (Ship to next page) <input type="checkbox"/> A—L or "blank" <u>7</u>				
NAME (Optional)				
LINE NUMBER (Item 78A)	Page 3	Page 4	Page 5	Page 6
68. AT ANY TIME DURING 1980 EVEN FOR ONE MONTH DID ANYONE IN THIS HOUSEHOLD RECEIVE: 68A. any public assistance or welfare payments from the State or local welfare office? Yes <input type="checkbox"/> <u>7</u> No <input type="checkbox"/> (Ship to 68A)				
68B. Who received these payments? (Anyone else?) (Complete 68C to 68D for each person with a "Yes" in 68B)	Yes <input type="checkbox"/> No <input type="checkbox"/>	Yes <input type="checkbox"/> No <input type="checkbox"/>	Yes <input type="checkbox"/> No <input type="checkbox"/>	Yes <input type="checkbox"/> No <input type="checkbox"/>
68C. Did ... receive AFDC (ADC) or some other type of assistance payments? <input type="checkbox"/> AFDC (ADC) <input type="checkbox"/> Other <input type="checkbox"/> Both				
68D. How much did ... receive in public assistance or welfare during 1980? (Go to 68C for next person with "Yes" in 68B or ask 69)	\$ <input type="text"/> 1 1 1 1 1 2 2 2 2 2 3 3 3 3 3 4 4 4 4 4 5 5 5 5 5 6 6 6 6 6 7 7 7 7 7 8 8 8 8 8 9 9 9 9 9	\$ <input type="text"/> 1 1 1 1 1 2 2 2 2 2 3 3 3 3 3 4 4 4 4 4 5 5 5 5 5 6 6 6 6 6 7 7 7 7 7 8 8 8 8 8 9 9 9 9 9	\$ <input type="text"/> 1 1 1 1 1 2 2 2 2 2 3 3 3 3 3 4 4 4 4 4 5 5 5 5 5 6 6 6 6 6 7 7 7 7 7 8 8 8 8 8 9 9 9 9 9	\$ <input type="text"/> 1 1 1 1 1 2 2 2 2 2 3 3 3 3 3 4 4 4 4 4 5 5 5 5 5 6 6 6 6 6 7 7 7 7 7 8 8 8 8 8 9 9 9 9 9
69. AT ANY TIME DURING 1980 DID ANYONE IN THIS HOUSEHOLD RECEIVE: 69A. any payments from the Veterans' Administration (VA) other than we have already talked about? Yes <input type="checkbox"/> <u>7</u> No <input type="checkbox"/> (Go to next page)				
69B. Who received payments from the Veterans' Administration (VA)? (Anyone else?) (Complete 69C for each person with a "Yes" in 69B)	Yes <input type="checkbox"/> No <input type="checkbox"/>	Yes <input type="checkbox"/> No <input type="checkbox"/>	Yes <input type="checkbox"/> No <input type="checkbox"/>	Yes <input type="checkbox"/> No <input type="checkbox"/>
69C. How much did ... receive in payments from the Veterans' Administration during 1980? (Ask 69C for next person with "Yes" in 69B or go to next page)	\$ <input type="text"/> 1 1 1 1 1 2 2 2 2 2 3 3 3 3 3 4 4 4 4 4 5 5 5 5 5 6 6 6 6 6 7 7 7 7 7 8 8 8 8 8 9 9 9 9 9	\$ <input type="text"/> 1 1 1 1 1 2 2 2 2 2 3 3 3 3 3 4 4 4 4 4 5 5 5 5 5 6 6 6 6 6 7 7 7 7 7 8 8 8 8 8 9 9 9 9 9	\$ <input type="text"/> 1 1 1 1 1 2 2 2 2 2 3 3 3 3 3 4 4 4 4 4 5 5 5 5 5 6 6 6 6 6 7 7 7 7 7 8 8 8 8 8 9 9 9 9 9	\$ <input type="text"/> 1 1 1 1 1 2 2 2 2 2 3 3 3 3 3 4 4 4 4 4 5 5 5 5 5 6 6 6 6 6 7 7 7 7 7 8 8 8 8 8 9 9 9 9 9
NOTES: <div style="border: 1px dashed black; height: 150px; margin-top: 5px;"></div>				

NAME (Optional)				
LINE NUMBER (Item 18A)	Page 3	Page 4	Page 5	Page 6
70. DURING 1980 DID ANYONE IN THIS HOUSEHOLD RECEIVE: 70A. Any child support payments? Yes <input type="radio"/> 7 <input checked="" type="checkbox"/> No <input type="radio"/> (Skip to 71A)				
70B. Who received these payments? (Anyone else?) (Complete 70C for each person with a "Yes" in 70B) 70C. How much did ... receive in child support payments during 1980? (Ask 70C for next person with "Yes" in 70B or ask 71)	Yes <input type="radio"/> No <input type="radio"/> \$ <input type="text"/> 0 0 0 0 0 1 1 1 1 1 2 2 2 2 2 3 3 3 3 3 4 4 4 4 4 5 5 5 5 5 6 6 6 6 6 7 7 7 7 7 8 8 8 8 8 9 9 9 9 9 <input type="radio"/>	Yes <input type="radio"/> No <input type="radio"/> \$ <input type="text"/> 0 0 0 0 0 1 1 1 1 1 2 2 2 2 2 3 3 3 3 3 4 4 4 4 4 5 5 5 5 5 6 6 6 6 6 7 7 7 7 7 8 8 8 8 8 9 9 9 9 9 <input type="radio"/>	Yes <input type="radio"/> No <input type="radio"/> \$ <input type="text"/> 0 0 0 0 0 1 1 1 1 1 2 2 2 2 2 3 3 3 3 3 4 4 4 4 4 5 5 5 5 5 6 6 6 6 6 7 7 7 7 7 8 8 8 8 8 9 9 9 9 9 <input type="radio"/>	Yes <input type="radio"/> No <input type="radio"/> \$ <input type="text"/> 0 0 0 0 0 1 1 1 1 1 2 2 2 2 2 3 3 3 3 3 4 4 4 4 4 5 5 5 5 5 6 6 6 6 6 7 7 7 7 7 8 8 8 8 8 9 9 9 9 9 <input type="radio"/>
71. DURING 1980 DID ANYONE IN THIS HOUSEHOLD RECEIVE: 71A. Any alimony payments? Yes <input type="radio"/> 7 <input checked="" type="checkbox"/> No <input type="radio"/> (Skip to 72A)				
71B. Who received these payments? (Anyone else?) (Complete 71C for each person with a "Yes" in 71B) 71C. How much did ... receive in alimony payments during 1980? (Ask 71C for next person with "Yes" in 71B or ask 72)	Yes <input type="radio"/> No <input type="radio"/> \$ <input type="text"/> 0 0 0 0 0 1 1 1 1 1 2 2 2 2 2 3 3 3 3 3 4 4 4 4 4 5 5 5 5 5 6 6 6 6 6 7 7 7 7 7 8 8 8 8 8 9 9 9 9 9 <input type="radio"/>	Yes <input type="radio"/> No <input type="radio"/> \$ <input type="text"/> 0 0 0 0 0 1 1 1 1 1 2 2 2 2 2 3 3 3 3 3 4 4 4 4 4 5 5 5 5 5 6 6 6 6 6 7 7 7 7 7 8 8 8 8 8 9 9 9 9 9 <input type="radio"/>	Yes <input type="radio"/> No <input type="radio"/> \$ <input type="text"/> 0 0 0 0 0 1 1 1 1 1 2 2 2 2 2 3 3 3 3 3 4 4 4 4 4 5 5 5 5 5 6 6 6 6 6 7 7 7 7 7 8 8 8 8 8 9 9 9 9 9 <input type="radio"/>	Yes <input type="radio"/> No <input type="radio"/> \$ <input type="text"/> 0 0 0 0 0 1 1 1 1 1 2 2 2 2 2 3 3 3 3 3 4 4 4 4 4 5 5 5 5 5 6 6 6 6 6 7 7 7 7 7 8 8 8 8 8 9 9 9 9 9 <input type="radio"/>
72. DURING 1980 DID ANYONE IN THIS HOUSEHOLD RECEIVE: 72A. Any (other) regular financial assistance from friends or relatives not living in this household? (Do not include loans) Yes <input type="radio"/> 7 <input checked="" type="checkbox"/> No <input type="radio"/> (Skip to 73)				
72B. Who received this assistance? (Anyone else?) (Ask 72C for each person with a "Yes" in 72B) 72C. How much assistance did ... receive during 1980?	Yes <input type="radio"/> No <input type="radio"/> \$ <input type="text"/> 0 0 0 0 0 1 1 1 1 1 2 2 2 2 2 3 3 3 3 3 4 4 4 4 4 5 5 5 5 5 6 6 6 6 6 7 7 7 7 7 8 8 8 8 8 9 9 9 9 9 <input type="radio"/>	Yes <input type="radio"/> No <input type="radio"/> \$ <input type="text"/> 0 0 0 0 0 1 1 1 1 1 2 2 2 2 2 3 3 3 3 3 4 4 4 4 4 5 5 5 5 5 6 6 6 6 6 7 7 7 7 7 8 8 8 8 8 9 9 9 9 9 <input type="radio"/>	Yes <input type="radio"/> No <input type="radio"/> \$ <input type="text"/> 0 0 0 0 0 1 1 1 1 1 2 2 2 2 2 3 3 3 3 3 4 4 4 4 4 5 5 5 5 5 6 6 6 6 6 7 7 7 7 7 8 8 8 8 8 9 9 9 9 9 <input type="radio"/>	Yes <input type="radio"/> No <input type="radio"/> \$ <input type="text"/> 0 0 0 0 0 1 1 1 1 1 2 2 2 2 2 3 3 3 3 3 4 4 4 4 4 5 5 5 5 5 6 6 6 6 6 7 7 7 7 7 8 8 8 8 8 9 9 9 9 9 <input type="radio"/>
73. Sometimes people forget about small amounts of income, or income received for only part of the year. Did anyone in this household receive income from: 73A. Hobbies, home businesses, farms, or business interests not already covered? Yes <input type="radio"/> No <input type="radio"/> (If "Yes" marked in any, ask 73B, otherwise go to next page) Any unemployment compensation, welfare, or any other money income not already covered? Yes <input type="radio"/> No <input type="radio"/>				
73B. Who received this income? (Anyone else?) (Complete 73C & 73D for each person with a "Yes" in 73B) 73C. What was the source of this income? (Specify) 73D. How much did ... receive (Altogether) in 1980? (Go to 73C for next person with "Yes" in 73B or go to next page)	Yes <input type="radio"/> No <input type="radio"/> \$ <input type="text"/> 0 0 0 0 0 1 1 1 1 1 2 2 2 2 2 3 3 3 3 3 4 4 4 4 4 5 5 5 5 5 6 6 6 6 6 7 7 7 7 7 8 8 8 8 8 9 9 9 9 9 <input type="radio"/>	Yes <input type="radio"/> No <input type="radio"/> \$ <input type="text"/> 0 0 0 0 0 1 1 1 1 1 2 2 2 2 2 3 3 3 3 3 4 4 4 4 4 5 5 5 5 5 6 6 6 6 6 7 7 7 7 7 8 8 8 8 8 9 9 9 9 9 <input type="radio"/>	Yes <input type="radio"/> No <input type="radio"/> \$ <input type="text"/> 0 0 0 0 0 1 1 1 1 1 2 2 2 2 2 3 3 3 3 3 4 4 4 4 4 5 5 5 5 5 6 6 6 6 6 7 7 7 7 7 8 8 8 8 8 9 9 9 9 9 <input type="radio"/>	Yes <input type="radio"/> No <input type="radio"/> \$ <input type="text"/> 0 0 0 0 0 1 1 1 1 1 2 2 2 2 2 3 3 3 3 3 4 4 4 4 4 5 5 5 5 5 6 6 6 6 6 7 7 7 7 7 8 8 8 8 8 9 9 9 9 9 <input type="radio"/>

NAME (Optional)				
LINE NUMBER (Item 18A)	Page 3	Page 4	Page 5	Page 6
74. INTERVIEWER CHECK ITEM Item 29A or 29B is "Yes"? (worked last year)	Yes <input type="checkbox"/> (Go to 74A) No <input type="checkbox"/> (Skip to 75) <input checked="" type="checkbox"/>	Yes <input type="checkbox"/> (Go to 74A) No <input type="checkbox"/> (Skip to 75)	Yes <input type="checkbox"/> (Go to 74A) No <input type="checkbox"/> (Skip to 75) <input checked="" type="checkbox"/>	Yes <input type="checkbox"/> (Go to 74A) No <input type="checkbox"/> (Skip to 75)
Complete 74A-74E for each person with "Yes" in 74) 74A. Other than Social Security did the (any) employer or union that ... worked for in 1980 have a pension or other type of retirement plan for any of its employees?	Yes <input type="checkbox"/> (Ask 74B) No <input type="checkbox"/> (Skip to 74C) Don't know <input type="checkbox"/>	Yes <input type="checkbox"/> (Ask 74B) No <input type="checkbox"/> (Skip to 74C) Don't know <input type="checkbox"/>	Yes <input type="checkbox"/> (Ask 74B) No <input type="checkbox"/> (Skip to 74C) Don't know <input type="checkbox"/>	Yes <input type="checkbox"/> (Ask 74B) No <input type="checkbox"/> (Skip to 74C) Don't know <input type="checkbox"/>
74B. Was ... included in that plan?	Yes <input type="checkbox"/> No <input type="checkbox"/>	Yes <input type="checkbox"/> No <input type="checkbox"/>	Yes <input type="checkbox"/> No <input type="checkbox"/>	Yes <input type="checkbox"/> No <input type="checkbox"/>
74C. Was ... included in a group health insurance plan on the (any) job he/she held during 1980?	Yes <input type="checkbox"/> (Ask 74D) No <input type="checkbox"/> (Go to 74A for next person with "Yes" in 74 or skip to 75) DK <input type="checkbox"/>	Yes <input type="checkbox"/> (Ask 74D) No <input type="checkbox"/> (Go to 74A for next person with "Yes" in 74 or skip to 75) DK <input type="checkbox"/>	Yes <input type="checkbox"/> (Ask 74D) No <input type="checkbox"/> (Go to 74A for next person with "Yes" in 74 or skip to 75) DK <input type="checkbox"/>	Yes <input type="checkbox"/> (Ask 74D) No <input type="checkbox"/> (Go to 74A for next person with "Yes" in 74 or skip to 75) DK <input type="checkbox"/>
74D. Did ...'s employer or union pay for all, part, or none of the cost of this health plan?	All <input type="checkbox"/> Part <input type="checkbox"/> <input checked="" type="checkbox"/> None <input type="checkbox"/>	All <input type="checkbox"/> Part <input type="checkbox"/> None <input type="checkbox"/>	All <input type="checkbox"/> Part <input type="checkbox"/> <input checked="" type="checkbox"/> None <input type="checkbox"/>	All <input type="checkbox"/> Part <input type="checkbox"/> None <input type="checkbox"/>
74E. Other than ..., who was covered by this group health insurance plan? (Go to 74A for next person with "Yes" in 74 or go to 75)	Spouse only <input type="checkbox"/> Child(ren) only <input type="checkbox"/> Spouse and child(ren) <input type="checkbox"/> Self only <input type="checkbox"/> Other <input type="checkbox"/>	Spouse only <input type="checkbox"/> Child(ren) only <input type="checkbox"/> Spouse and child(ren) <input type="checkbox"/> Self only <input type="checkbox"/> Other <input type="checkbox"/>	Spouse only <input type="checkbox"/> Child(ren) only <input type="checkbox"/> Spouse and child(ren) <input type="checkbox"/> Self only <input type="checkbox"/> Other <input type="checkbox"/>	Spouse only <input type="checkbox"/> Child(ren) only <input type="checkbox"/> Spouse and child(ren) <input type="checkbox"/> Self only <input type="checkbox"/> Other <input type="checkbox"/>
75. During 1980 was anyone in this household covered by or did anyone receive medical care paid for: 75A. By Medicare, the Social Security health plan for disabled persons and persons 65 years old or older? Yes <input type="checkbox"/> 7 No <input type="checkbox"/> (Skip to 75C)	<input checked="" type="checkbox"/>	<input checked="" type="checkbox"/>		
75B. Who was that? (Anyone else?)	Yes <input type="checkbox"/> No <input type="checkbox"/>	Yes <input type="checkbox"/> No <input type="checkbox"/>	Yes <input type="checkbox"/> No <input type="checkbox"/>	Yes <input type="checkbox"/> No <input type="checkbox"/>
75C. By Medicaid, the public assistance program that pays for health care? Yes <input type="checkbox"/> 7 No <input type="checkbox"/> (Skip to 75E)				
75D. Who was that? (Anyone else?)	Yes <input type="checkbox"/> No <input type="checkbox"/>	Yes <input type="checkbox"/> No <input type="checkbox"/>	Yes <input type="checkbox"/> No <input type="checkbox"/>	Yes <input type="checkbox"/> No <input type="checkbox"/>
75E. By CHAMPUS, VA, or military health care? Yes <input type="checkbox"/> 7 <input checked="" type="checkbox"/> No <input type="checkbox"/> (Go to item 76 on page 1)		<input checked="" type="checkbox"/>		<input checked="" type="checkbox"/>
75F. Who was that? (Anyone else?) (Go to item 76 on page 1)	Yes <input type="checkbox"/> No <input type="checkbox"/>	Yes <input type="checkbox"/> No <input type="checkbox"/>	Yes <input type="checkbox"/> No <input type="checkbox"/>	Yes <input type="checkbox"/> No <input type="checkbox"/>
NOTES:				

APPENDIX A1

INDUSTRY CLASSIFICATION

(3-digit)

(Numbers in parentheses are the SIC
code equivalents)*

Census
Code

AGRICULTURE, FORESTRY, AND FISHERIES

017 Agricultural production (01)
018 Agricultural services, exc. horticultural (07
except 0713 and 073)
019 Horticultural services (073)
027 Forestry (08)
028 Fisheries (09)

MINING

047 Metal mining (10)
048 Coal mining (11, 12)
049 Crude petroleum and natural gas extractions (13)
057 Nonmetallic mining and quarrying, exc. fuel (14)

CONSTRUCTION

067 General building contractors (15)
068 General contractors, exc. building (16)
069 Special trade contractors (17)
077 Not specified construction

MANUFACTURING

Durable goods

Lumber and wood products, exc. furniture
107 Logging (241)
108 Sawmills, planing mills, and mill work (242, 243)
109 Miscellaneous wood products (244, 249)
118 Furniture and fixtures (25)
Stone, clay, and glass products
119 Glass and glass products (321-323)
127 Cement, concrete, gypsum, and plaster products (324, 327)
128 Structural clay products (325)
137 Pottery and related products (326)
138 Miscellaneous nonmetallic mineral and stone
products (328, 329)

*SIC code equivalents reflect the 1967 SIC code descriptions

- Metal industries
 - 139 Blast furnaces, steel works, rolling and finishing mills (3312, 3313)
 - 147 Other primary iron and steel industries (3315-3317, 332, 3391, part 3399)
 - 148 Primary aluminum industries (3334, part 334, 3352, 3361, part 3392, part 3399)
 - 149 Other primary nonferrous industries (3331-333, 3339, part 334, 3351, 3356, 3357, 3362, 3369, part 3392, part 3399)
 - 157 Cutlery, hand tools, and other hardware (342)
 - 158 Fabricated structural metal products (344)
 - 159 Screw machine products (345)
 - 167 Metal stamping (346)
 - 168 Miscellaneous fabricated metal products (341, 343, 347, 348, 349)
 - 169 Not specified metal industries
- Machinery, except electrical
 - 177 Engines and turbines (351)
 - 178 Farm machinery and equipment (352)
 - 179 Construction and material handling machines (353)
 - 187 Metalworking machinery (354)
 - 188 Office and accounting machines (357 exc. 3573)
 - 189 Electronic computing equipment (3573)
 - 197 Machinery, exc. electrical, n.e.c. (355, 356, 358, 359)
 - 198 Not specified machinery
- Electrical machinery, equipment, and supplies
 - 199 Household appliances (363)
 - 207 Radio, T.V., and communication equipment (365, 366)
 - 208 Electrical machine, equipment, and supplies, n.e.c. (361, 362, 364, 367, 369)
 - 209 Not specified electrical machinery, equipment, and supplies
- Transportation equipment
 - 219 Motor vehicles and motor vehicle equipment (371)
 - 227 Aircraft and parts (372)
 - 228 Ship and boat building and repairing (373)
 - 229 Railroad locomotives and equipment (374)
 - 237 Mobile dwellings and campers (3791)
 - 238 Cycles and miscellaneous transportation equipment (375, 3799)
- Professional and photographic equipment, and watches
 - 239 Scientific and controlling instruments (381, 382)
 - 247 Optical and health services supplies (383, 384, 385)
 - 248 Photographic equipment and supplies (386)
 - 249 Watches, clocks, and clock-work-operated devices (387)
 - 257 Not specified professional equipment
- 258 Ordnance (19)
- 259 Miscellaneous manufacturing industries (39)

Nondurable goods

- Food and kindred products
 - 268 Meat products (201)

- 269 Dairy products (202)
- 278 Canning and preserving fruits, vegetables,
and sea foods (203)
- 279 Grain-mill products (204, 0713)
- 287 Bakery products (205)
- 288 Confectionery and related products (207)
- 289 Beverage industries (208)
- 297 Miscellaneous food preparation and kindred
products (206, 209)
- 298 Not specified food industries
- 299 Tobacco manufactures (21)
- Textile mill products
- 307 Knitting mills (225)
- 308 Dyeing and finishing textiles, exc. wool and
knit goods (226)
- 309 Floor coverings, exc. hard surface (227)
- 317 Yarn, thread, and fabric mills (221-224, 228)
- 318 Miscellaneous textile mill products (229)
- Apparel and other fabricated textile products
- 319 Apparel and accessories (231-238)
- 327 Miscellaneous fabricated textile products (239)
- Paper and allied products
- 328 Pulp, paper, and paperboard mills (261-263, 266)
- 329 Miscellaneous paper and pulp products (264)
- 337 Paperboard containers and boxes (265)
- Printing, publishing, and allied industries
- 338 Newspaper publishing and printing (271)
- 339 Printing, publishing, and allied industries,
except newspapers (272-279)
- Chemicals and allied products
- 347 Industrial chemicals (281)
- 348 Plastics, synthetics and resins, exc. fibers
(282, exc. 2823 and 2824)
- 349 Synthetic fibers (2823, 2824)
- 357 Drugs and medicines (283)
- 358 Soaps and cosmetics (284)
- 359 Paints, varnishes, and related products (285)
- 367 Agricultural chemicals (287)
- 368 Miscellaneous chemicals (286, 289)
- 369 Not specified chemicals and allied products
- Petroleum and coal products
- 377 Petroleum refining (291)
- 378 Miscellaneous petroleum and coal products (295, 299)
- Rubber and miscellaneous plastic products
- 379 Rubber products (301-303, 306)
- 387 Miscellaneous plastic products (307)
- Leather and leather products
- 388 Tanned, curried, and finished leather (311)
- 389 Footwear, except rubber (313, 314)
- 397 Leather products, exc. footwear (312, 315-317, 319)
- 398 Not specified manufacturing industries

TRANSPORTATION, COMMUNICATIONS, AND
OTHER PUBLIC UTILITIES

Transportation

- 407 Railroads and railway express service (40)
- 408 Street railways and bus lines (411, 413-415, 417)
- 409 Taxicab service (412)
- 417 Trucking service (421, 423)
- 418 Warehousing and storage (422)
- 419 Water transportation (44)
- 427 Air transportation (45)
- 428 Pipe lines, except natural gas (46)
- 429 Services incidental to transportation (47)

Communications

- 447 Radio broadcasting and television (483)
- 448 Telephone (wire and radio) (481)
- 449 Telegraph and miscellaneous communication services (482, 489)

Utilities and sanitary services

- 467 Electric light and power (491)
- 468 Electric-gas utilities (493)
- 469 Gas and steam supply systems (492, 496)
- 477 Water supply (494)
- 478 Sanitary services (495)
- 479 Other and not specified utilities (497)

WHOLESALE AND RETAIL TRADE

Wholesale trade

- 507 Motor vehicles and equipment (501)
- 508 Drugs, chemicals, and allied products (502)
- 509 Dry goods and apparel (503)
- 527 Food and related products (504)
- 528 Farm products --raw materials (505)
- 529 Electrical goods (506)
- 537 Hardware, plumbing, and heating supplies (507)
- 538 Not specified electrical and hardware products
- 539 Machinery equipment and supplies (508)
- 557 Metals and minerals, n.e.c. (5091)
- 558 Petroleum products (5092)
- 559 Scrap and waste materials (5093)
- 567 Alcoholic beverages (5095)
- 568 Paper and its products (5096)

- 569 Lumber and construction materials (5098)
- 587 Wholesalers, n.e.c. (5094, 5097, 5099)
- 588 Not specified wholesale trade

Retail trade

- 607 Lumber and building material retailing (521-524)
- 608 Hardware and farm equipment stores (525)
- 609 Department and mail order establishments (531, 532)
- 617 Limited price variety stores (533)
- 618 Vending machine operators (534)
- 619 Direct selling establishments (535)
- 627 Miscellaneous general merchandise stores (539)
- 628 Grocery stores (541)
- 629 Dairy products stores (545)
- 637 Retail bakeries (546)
- 638 Food stores, n.e.c. (542-544, 549)
- 639 Motor vehicle dealers (551, 552)
- 647 Tire, battery, and accessory dealers (553)
- 648 Gasoline service stations (554)
- 649 Miscellaneous vehicle dealers (559)
- 657 Apparel and accessories stores, exc. shoe stores
(56 exc. 566)
- 658 Shoe stores (566)
- 667 Furniture and home furnishings stores (571)
- 668 Household appliances, TV, and radio stores
(572, 573)
- 669 Eating and drinking places (58)
- 677 Drug stores (591)
- 678 Liquor stores (592)
- 679 Farm and garden supply stores (596)
- 687 Jewelry stores (597)
- 688 Fuel and ice dealers (598)
- 689 Retail florists (5992)
- 697 Miscellaneous retail stores (593-595, 599
exc. 5992)
- 698 Not specified retail trade

FINANCE, INSURANCE, AND REAL ESTATE

- 707 Banking (60)
- 708 Credit agencies (61)
- 709 Security, commodity brokerage, and investment
companies (62, 67)
- 717 Insurance (63, 64)
- 718 Real estate, incl. real estate-insurance-law
offices (65, 66)

BUSINESS AND REPAIR SERVICES

- 727 Advertising (731)
- 728 Services to dwellings and other building (734)
- 729 Commercial research, development, and testing
labs (7391, 7397)
- 737 Employment and temporary help agencies (736, 7398)
- 738 Business management and consulting services
(part 7392)
- 739 Computer programing services (part 7393)
- 747 Detective and protective services (7393)
- 748 Business services, n.e.c. (732, 733, 735, 7394
7395, 7396, 7399)
- 749 Automobile services, exc. repair (751, 752, 754)
- 757 Automobile repair and related services (753)
- 758 Electrical repair shops (762, 7694)
- 759 Miscellaneous repair services (763, 764, 769,
exc. 7694)

PERSONAL SERVICES

- 769 Private households (88)
- 777 Hotels and motels (701)
- 778 Lodging places, exc. hotels and motels (702, 703, 704)
- 779 Laundering, cleaning, and other garment services
(721, 727)
- 787 Beauty shops (723)
- 788 Barber shops (724)
- 789 Shoe repair shops (725)
- 797 Dressmaking shops (part 729)
- 798 Miscellaneous personal services (722, 726,
part 729)

ENTERTAINMENT AND RECREATION SERVICES

- 807 Theaters and motion pictures (78, 792)
- 808 Bowling alleys, billiard and pool parlors (793)
- 809 Miscellaneous entertainment and recreation
services (791, 794)

PROFESSIONAL AND RELATED SERVICES

- 828 Offices of physicians (801, 803)
- 829 Offices of dentists (802)
- 837 Offices of chiropractors (804)
- 838 Hospitals (806)
- 839 Convalescent institutions (8092)
- 847 Offices of health practitioners, n.e.c.
(part 8099)
- 848 Health services, n.e.c. (807, part 8099)
- 849 Legal services (81)
- 857 Elementary and secondary schools (821)

858 Colleges and universities (822)
859 Libraries (823)
867 Educational services, n.e.c. (824, 829)
868 Not specified educational services
869 Museums, art galleries, and zoos (84)
877 Religious organizations (866)
878 Welfare services (part 867)
879 Residential welfare facilities (part 867)
887 Nonprofit membership organizations (861-865,
869)
888 Engineering and architectural services (891)
889 Accounting, auditing, and bookkeeping services (893)
897 Miscellaneous professional and related services
(892, 899)

PUBLIC ADMINISTRATION

907 Postal service (part 9190)
917 Federal public administration (part 9190, 9490)
927 State public administration (9290)
937 Local public administration (9390)

APPENDIX A2

Detailed Industry Recodes

(01-51)

<u>Detailed Industry</u>	<u>Recodes</u>	<u>IND</u>
Goods-producing industries		(017-019,047-398)
Agricultural production	01	017
Agricultural services	02	018-019
Mining	03	047-057
Construction	04	067-077
Manufacturing		(107-398)
Durable goods		(107-259)
Ordinance	05	258
Lumber	06	107-109
Furniture	07	118
Stone, clay, glass	08	119-138
Primary metals	09	139-149
Fabricated metals (incl. not spec. metal)	10	157-169
Machinery, exc. elect.	11	177-198
Electrical equipment	12	199-209
Transportation equipment		(219-238)
Automobiles	13	219
Aircraft	14	227
Other transportation equipment	15	228-238
Instruments	16	239-257
Miscellaneous	17	259
Nondurable goods		(268-398)
Food 18	268-298	
Tobacco	19	299
Textiles	20	307-318
Apparel	21	319-327
Paper	22	328-337
Printing	23	338-339
Chemicals	24	347-369
Petroleum	25	377-378
Rubber and plastics	26	377-378
Leather and not specified manufacturing	27	388-398
Service Producing Industries		(027,028,407-937)
Transportation and public utilities		(407-479)
Railroads and railway express	28	407
Other Transportation	29	408-429
Communications	30	447-449
Other public utilities	31	467-479

Trade		(507-698)
Wholesale	32	507-588
Retail		(607-698)
Eating and drinking places	33	669
Other retail	34	607-668, 677-698
Finance, insurance, and real estate		(707-718)
Banking and other finance	35	707-709
Insurance and real estate	36	717-718
Private Household service	37	769
Miscellaneous services		(727-759)
Business and repair		727-748
Business	38	749-759
Repair	39	
Personal services, except private household	40	777-798
Entertainment and recreation	41	807-809
Professional services		
Medical, except hospitals	42	828-837, 839-848
Hospitals	43	838
Welfare and religious	44	877-879
Educational	45	857-868
Other professional	46	849, 869, 887-897
Forestry and fisheries	47	027, 028
Public administration		(907-937)
Postal	48	
Other federal	49	917
State	50	
Local	51	

APPENDIX A3

Major Industry Recode

<u>1970 Major Industry (1)</u>	<u>Recodes</u>	<u>IND</u>
(Excludes Agriculture and Private Household)	00	
Mining	01	047-057
Construction	02	067-077
Manufacturing		(107-398)
Durable goods	03	107-259
Nondurable goods	04	268-398
Transportation and public utilities		(407-479)
Railroads and railway express	05	407
Other transportation	06	408-429
Other utilities	07	447-479
Wholesale and retail trade		(507-698)
Wholesale trade	08	507-588
Retail trade	09	607-698
Finance, insurance, and real estate	10	707-718
Miscellaneous service		
Business and repair	11	727-759
Personal, except private household	12	777-798
Entertainment and recreation	13	807-809
Medical, except hospitals	14	828-837, 839-848
Hospitals	15	838
Welfare and religious	16	877-879
Education	17	857-868
Other professional services	18	849, 869, 887-897
Forestry and fisheries	19	027, 028
Public administration	20	907-937

Occupation Classification

Census
Code

PROFESSIONAL, TECHNICAL, AND KINDRED WORKERS

001	Accountants
002	Architects
	Computer specialists
003	Computer programmers
004	Computer systems analysts
005	Computer specialists, n.e.c.
	Engineers
006	Aeronautical and astronautical engineers
010	Chemical engineers
011	Civil engineers
012	Electrical and electronic engineers
013	Industrial engineers
014	Mechanical engineers
015	Metallurgical and materials engineers
020	Mining engineers
021	Petroleum engineers
022	Sales engineers
023	Engineers, n.e.c.
024	Farm management advisors
025	Foresters and conservationists
026	Home management advisors
	Lawyers and judges
030	Judges
031	Lawyers
	Librarians, archivists, and curators
032	Librarians
033	Archivists and curators
	Mathematical specialists
034	Actuaries
035	Mathematicians
036	Statisticians
	Life and physical scientists
042	Agricultural scientists
043	Atmospheric and space scientists
044	Biological scientists
045	Chemists
051	Geologists
052	Marine scientists
053	Physicists and astronomers
054	Life and physical scientists, n.e.c.
055	Operations and systems researchers and analysts
056	Personnel and labor relations workers
	Physicians, dentists, and related practitioners
061	Chiropractors
062	Dentists
063	Optometrists

064	Pharmacists
065	Physicians, medical and osteopathic
071	Podiatrists
072	Veterinarians
073	Health practitioners, n.e.c.
	Nurses, dietitians, and therapists
074	Dietitians
075	Registered nurses
076	Therapists
	Health technologists and technicians
080	Clinical laboratory technologists and technicians
081	Dental hygienists
082	Health record technologists and technicians
083	Radiologic technologists and technicians
084	Therapy assistants
085	Health technologists and technicians, n.e.c.
	Religious workers
086	Clergymen
090	Religious workers, n.e.c.
	Social scientists
091	Economists
092	Political scientists
093	Psychologists
094	Sociologists
095	Urban and regional planners
096	Social scientists, n.e.c.
	Social and recreation workers
100	Social workers
101	Recreation workers
	Teachers, college and university
102	Agriculture teachers
103	Atmospheric, earth, marine, and space teachers
104	Biology teachers
105	Chemistry teachers
110	Physics teachers
111	Engineering teachers
112	Mathematics teachers
113	Health specialties teachers
114	Psychology teachers
115	Business and commerce teachers
116	Economic teachers
120	History teachers
121	Sociology teachers
122	Social science teachers, n.e.c.
123	Art, drama, and music teachers
124	Coaches and physical education teachers
125	Education teachers
126	English teachers
130	Foreign language teachers
131	Home economics teachers
132	Law teachers
133	Theology teachers
134	Trade, industrial, and technical teachers

135 Miscellaneous teachers, college and university
 140 Teachers, college and university,
 subject not specified
 Teachers, except college and university
 141 Adult education teachers
 142 Elementary school teachers
 143 Prekindergarten and kindergarten teachers
 144 Secondary school teachers
 145 Teachers, except college and university, n.e.c.
 Engineering and science technicians
 150 Agriculture and biological technicians, except
 health
 151 Chemical technicians
 152 Draftsmen
 153 Electrical and electronic engineering technicians
 154 Industrial engineering technicians
 155 Mechanical engineering technicians
 156 Mathematical technicians
 161 Surveyors
 162 Engineering and science technicians, n.e.c.
 Technicians, except health, and engineering
 and science
 163 Airplane pilots
 164 Air traffic controllers
 165 Embalmers
 170 Flight engineers
 171 Radio operators
 172 Tool programmers, numerical control
 173 Technicians, n.e.c.
 174 Vocational and educational counselors
 Writers, artists, and entertainers
 175 Actors
 180 Athletes and kindred workers
 181 Authors
 182 Dancers
 183 Designers
 184 Editors and reporters
 185 Musicians and composers
 190 Painters and sculptors
 191 Photographers
 192 Public relations men and publicity writers
 193 Radio and television announcers
 194 Writers, artists, and entertainers, n.e.c.
 195 Research workers, not specified

MANAGERS AND ADMINISTRATORS, EXCEPT FARM

201 Assessors, controllers, and treasurers;
 local public administration
 202 Bank officers and financial managers
 203 Buyers and shippers, farm products

205 Buyers, wholesale and retail trade
 210 Credit men
 211 Funeral directors
 212 Health administrators
 213 Construction inspectors, public administration
 215 Inspectors, except construction, public administration
 216 Managers and superintendents; building
 220 Office managers, n.e.c.
 221 Officers, pilots, and pursers; ship
 222 Officials and administrators; public
 administration, n.e.c.
 223 Officials of lodges, societies, and unions
 224 Postmasters and mail superintendents
 225 Purchasing agents and buyers, n.e.c.
 226 Railroad conductors
 230 Restaurant, cafeteria, and bar managers
 231 Sales managers and department heads, retail trade
 233 Sales managers, except retail trade
 235 School administrators, college
 240 School administrators, elementary and secondary
 245 Managers and administrators, n.e.c.

SALES WORKERS

260 Advertising agents and salesmen
 261 Auctioneers
 262 Demonstrators
 264 Hucksters and peddlers
 265 Insurance agents, brokers, and underwriters
 266 Newsboys
 270 Real estate agents and brokers
 271 Stock and bond salesmen
 280 Salesmen and sales clerks, n.e.c.
 281 Sales representatives, manufacturing industries
 282 Sales representatives, wholesale trade
 283 Sales clerks, retail trade
 284 Salesmen, retail trade
 285 Salesmen of services and construction
 296 Sales workers - allocated

CLERICAL AND KINDRED WORKERS

301 Bank tellers
 303 Billing clerks
 305 Bookkeepers
 310 Cashiers
 311 Clerical assistants, social welfare
 312 Clerical supervisors, n.e.c.
 313 Collectors, bill and account
 314 Counter clerks, except food
 315 Dispatchers and starters, vehicle
 320 Enumerators and interviewers

321 Estimators and investigators, n.e.c.
 323 Expeditors and production controllers
 325 File clerks
 326 Insurance adjusters, examiners, and investigators
 330 Library attendants and assistants
 331 Mail carriers, post office
 332 Mail handlers, except post office
 333 Messengers and office boys
 334 Meter readers, utilities
 Office machine operators
 341 Bookkeeping and billing machine operators
 342 Calculating machine operators
 343 Computer and peripheral equipment operators
 344 Duplicating machine operators
 345 Key punch operators
 350 Tabulating machine operators
 355 Office machine operators, n.e.c.
 360 Payroll and timekeeping clerks
 361 Postal clerks
 362 Proofreaders
 363 Real estate appraisers
 364 Receptionists
 Secretaries
 370 Secretaries, legal
 371 Secretaries, medical
 372 Secretaries, n.e.c.
 374 Shipping and receiving clerks
 375 Statistical clerks
 376 Stenographers
 381 Stock clerks and storekeepers
 382 Teacher aides, exc. school monitors
 383 Telegraph messengers
 384 Telegraph operators
 385 Telephone operators
 390 Ticket, station, and express agents
 391 Typists
 392 Weighers
 394 Miscellaneous clerical workers
 395 Not specified clerical workers

CRAFTSMEN AND KINDRED WORKERS

401 Automobile accessories installers
 402 Bakers
 403 Blacksmiths
 404 Boilermakers
 405 Bookbinders
 410 Brickmasons and stonemasons
 411 Brickmasons and stonemasons, apprentices
 412 Bulldozer operators
 413 Cabinetmakers
 415 Carpenters

416 Carpenter apprentices
 420 Carpet installers
 421 Cement and concrete finishers
 422 Compositors and typesetters
 423 Printing trades apprentices, exc. pressmen
 424 Cranemen, derrickmen, and hoistmen
 425 Decorators and window dressers
 426 Dental laboratory technicians
 430 Electricians
 431 Electrician apprentices
 433 Electric power linemen and cablemen
 434 Electrotypers and stereotypers
 435 Engravers, exc. photoengravers
 436 Excavating, grading, and road machine operators;
 exc. bulldozer
 440 Floor layers, exc. tile setters
 441 Foremen, n.e.c.
 442 Forgemen and hammermen
 443 Furniture and wood finishers
 444 Furriers
 445 Glaziers
 446 Heat treaters, annealers, and temperers
 450 Inspectors, scalers, and graders; log and lumber
 452 Inspectors, n.e.c.
 453 Jewelers and watchmakers
 454 Job and die setters, metal
 455 Locomotive engineers
 456 Locomotive firemen
 461 Machinists
 462 Machinists apprentices
 Mechanics and repairmen
 470 Air conditioning, heating, and refrigeration
 471 Aircraft
 472 Automobile body repairmen
 473 Automobile mechanics
 474 Automobile mechanic apprentices
 475 Data processing machine repairmen
 480 Farm implement
 481 Heavy equipment mechanics, incl. diesel
 482 Household appliance and accessory installers
 and mechanics
 483 Loom fixers
 484 Office machine
 485 Radio and television
 486 Railroad and car shop
 491 Mechanic, exc. auto, apprentices
 492 Miscellaneous mechanics and repairmen
 495 Not specified mechanics and repairmen
 501 Millers; grain, flour, and feed
 502 Millwrights
 503 Molders, metal
 504 Molder apprentices
 505 Motion picture projectionists

506	Opticians and lens grinders and polishers
510	Painters, construction and maintenance
511	Painter apprentices
512	Paperhangers
514	Pattern and model makers, exc. paper
515	Photoengravers and lithographers
516	Piano and organ tuners and repairmen
520	Plasters
521	Plasterer apprentices
522	Plumbers and pipe fitters
523	Plumber and pipe fitter apprentices
525	Power station operators
530	Pressmen and plate printers, printing
531	Pressman apprentices
533	Rollers and finishers, metal
534	Roofers and slaters
535	Sheetmetal workers and tinsmiths
536	Sheetmetal apprentices
540	Shipfitters
542	Shoe repairmen
543	Sign painters and letterers
545	Stationary engineers
546	Stone cutters and stone carvers
550	Structural metal craftsmen
551	Tailors
552	Telephone installers and repairmen
554	Telephone linemen and splicers
560	Tile setters
561	Tool and die makers
562	Tool and die maker apprentices
563	Upholsterers
571	Specified craft apprentices, n.e.c.
572	Not specified apprentices
575	Craftsmen and kindred workers, n.e.c.
580	Former members of the Armed Forces

OPERATIVE, EXCEPT TRANSPORT

601	Asbestos and insulation workers
602	Assemblers
603	Blasters and powdermen
604	Bottling and canning operatives
605	Chainmen, rodmen, and axmen, surveying
610	Checkers, examiners, and inspectors, manufacturing
611	Clothing ironers and pressers
612	Cutting operatives, n.e.c.
613	Dressmakers and seamstresses, except factory
614	Drillers, earth
615	Dry wall installers and lathers
620	Dyers
621	Filers, polishers, sanders, and buffers
622	Furnacemen, smeltermen, and pourers

623	Garage workers and gas station attendants
624	Graders and sorters, manufacturing
625	Produce graders and packers, exc. factory and farm
626	Heaters, metal
630	Laundry and dry cleaning operatives, n.e.c.
631	Meat cutters and butchers, exc. manufacturing
633	Meat cutters and butchers, manufacturing
634	Meat wrappers, retail trade
635	Metal platers
636	Milliners
640	Mine operatives, n.e.c.
641	Mixing operative
642	Oilers and greasers, exc. auto
643	Packers and wrappers, exc. meat and produce
644	Painters, manufactured articles
645	Photographic process workers
	Precision machine operatives
650	Drill press operatives
651	Grinding machine operatives
652	Lathe and milling machine operatives
653	Precision machine operatives, n.e.c.
656	Punch and stamping press operatives
660	Riveters and fasteners
661	Sailors and deckhands
662	Sawyers
663	Sewers and stitchers
664	Shoemaking machine operatives
665	Solderers
666	Stationary firemen
	Textile operatives
670	Carding, lapping, and combing operatives
671	Knitters, loopers, and toppers
672	Spinners, twistors, and winders
673	Weavers
674	Textile operatives, n.e.c.
680	Welders and flame-cutters
681	Winding operatives, n.e.c.
690	Machine operatives, miscellaneous specified
692	Machine operatives, not specified
694	Miscellaneous operatives
695	Not specified operatives

TRANSPORT EQUIPMENT OPERATIVES

701	Boatmen and canalmen
703	Busdrivers
704	Conductors and motormen, urban rail transit
705	Deliverymen and routemen
706	Fork lift and tow motor operatives
710	Motormen; mine, factory, logging camp, etc.
711	Parking attendants
712	Railroad brakemen

713 Railroad switchmen
714 Taxicab drivers and chauffeurs
715 Truck drivers

LABORERS, EXCEPT FARM

740 Animal caretakers, exc. farm
750 Carpenters' helpers
751 Construction laborers, exc. carpenters' helpers
752 Fishermen and oystermen
753 Freight and material handlers
754 Garbage collectors
755 Gardeners and groundskeepers, exc. farm
760 Longshoremen and stevedores
761 Lumbermen, raftsmen, and woodchoppers
762 Stockhandlers
763 Teamsters
764 Vehicle washers and equipment cleaners
770 Warehousemen, n.e.c.
780 Miscellaneous laborers
785 Not specified laborers

FARMERS AND FARM MANAGERS

801 Farmers (owners and tenants)
802 Farm managers

FARM LABORERS AND FARM FOREMEN

821 Farm foremen
822 Farm laborers, wage workers
823 Farm laborers, unpaid family workers
824 Farm service laborers, self-employed

SERVICE WORKERS, EXC. PRIVATE HOUSEHOLD

Cleaning service workers
901 Chambermaids and maids, exc. private households
902 Cleaners and charwomen
903 Janitors and sextons
Food service workers
910 Bartenders
911 Busboys
912 Cooks, exc. private household
913 Dishwashers
914 Food counter and fountain workers
915 Waiters
916 Food service workers, n.e.c., exc.
private household

921	Dental assistants
922	Health aides, exc. nursing
923	Health trainees
924	Lay midwives
925	Nursing aides, orderlies, and attendants
926	Practical nurses
	Personal service workers
931	Airline stewardesses
932	Attendants, recreation and amusement
933	Attendants, personal service, n.e.c.
934	Baggage porters and bellhops
935	Barbers
940	Boarding and lodginghouse keepers
941	Bootblacks
942	Child care workers, exc. private household
943	Elevator operators
944	Hairdressers and cosmetologists
945	Personal service apprentices
950	Housekeepers, exc. private household
952	School monitors
953	Ushers, recreation and amusement
954	Welfare service aides
	Protective service workers
960	Crossing guards and bridge tenders
961	Firemen, fire protection
962	Guards and watchmen
963	Marshals and constables
964	Policemen and detectives
965	Sheriffs and bailiffs

PRIVATE HOUSEHOLD WORKERS

980	Child care workers, private household
981	Cooks, private household
982	Housekeepers, private household
983	Laundresses, private household
984	Maids and servants, private household

APPENDIX B2

Detailed Occupation Recodes (01-44)

<u>Detailed 2-digit Occupation</u>	<u>Recodes</u>	<u>Occ. Codes</u>	<u>IND</u>
Professional, technical, and kindred workers		(001-195)	
Engineers	01	006-023	
Physicians, dentists, and related practitioners	02	061-073	
Health workers, except practitioners	03	074-085	
Teachers, except college	04	141-145	
Engineering and science technicians	05	150-162	
Other professionals- salaried (1,2 Class of Worker)	06	All other 0xx & 1xx	
Other professionals-self- employed (3,4 Class of Workers)	07		
Managers and administrator, except farm		(201-245)	
Salaried-Manufacturing (1,2 Class of Worker)	08		107-398
Salaried-Other industries (1,2 Class of Worker)	09		All other ind.
Self-employed--retail trade (3,4 Class of Worker)	10		607-698
Self-employed--other industries (3,4 Class of Worker)	11		017-588, 707-937
Sales workers		(260-285)	
Retail trade	12		607-698
Other	13		017-588, 707, 937
Clerical workers		(301-395)	
Bookkeepers	14	305	
Office machine operators	15	341-355	
Stenographers, typists, and secretaries	16	370-372, 376, 391	
Other clerical workers	17	All other 3xx	
Craftsmen and kindred workers		(401-575)	
Carpenters	18	415, 416	
Other construction craftsmen	19	410-412, 421, 430 431, 436, 440, 510- 512, 520-523, 534, 550, 560	
Foreman (n.e.c.)	20	441	

Machinists and job setters	21	454,461,462	
Metal craftsmen, except mechanics and machinists and job setters	22	403,404,442,446, 502-504,514,533, 535,536,540,561, 562	
Mechanics--auto	23	472-474	
Mechanics, except auto	24	470,471,475-495	
All other craftsmen	25	All other 4xx & 5xx (601-695)	
Operatives except transport			
Mine workers	26		047-057
Motor vehicles and equip- ment	27		219
Other durable goods	28		107-209,227-259
Nondurable goods	29		268-398
All other	30		017-028,067-077, 407-937
Transport equipment operatives		(701-715)	
Drivers and deliverymen	31	703,705,714,715	
All others	32	701,704,706-713 (740-785)	
Nonfarm laborers			
Construction	33		067-077
Manufacturing	34		107-398
All other	35		017-057,407-937
Private household workers	36	980-984	
Service workers, except private household		(901-965)	
Cleaning service	37	901-903	
Food service	38	910-916	
Health service	39	921-926	
Personal service	40	931-954	
Protective service	41	960-965	
Farmers and farm managers	42	801-802	
Farm laborers and foremen		(821-824)	
Paid laborers and foremen	43	821,822,824	
Unpaid family laborers	44	823	

APPENDIX B3

Major Occupation Group Recodes (01-13)

<u>Major Occupation Group</u>	<u>Recodes</u>	<u>IOCC</u>
White-collar workers		(001-395)
Professional, technical, and kindred workers	01	001-195
Managers and administrators, except farm	02	201-245
Clerical and kindred workers	03	260-285
Sales workers	04	301-395
Blue-collar workers		(401-785)
Craftsmen and kindred workers	05	401-575
Operatives, except transport	06	601-695
Transport equipment operatives	07	701-715
Nonfarm laborers	08	740-785
Service workers		(901-984)
Private household workers	09	980-984
All other service workers	10	901-965
Farm workers		(801-824)
Farm and farm managers	11	801-802
Farm laborers and foremen	12	821-824
No previous full-time work experience	13	Never Worked

APPENDIX C
Selected Tables From the Current
Population Survey, March 1981

DDB : DSMARCH81*3MTRAN\$UNITD(0) MDB : DSMARCH81*USER3MOUT(1) MATRIX:00010 B00010-MARCH SUPPLEMENT -
DATE 091681 PAGE 1

TABLE 1 POPULATION BY AGE, RACE, SEX, ORIGIN, AND POPULATION STATUS:
[A] : [B] RACE AND SEX : [C] : [D]

[D] : MARCH SUPPLEMENT - WEIGTED COUNT (IN THOUSANDS)
[C] : TOTAL PERSONS

	----- ALL RACES -----			----- WHITE -----			----- BLACK AND OTHER -----			----- BLACK -----		
	TOTAL	MALE	FEMALE	TOTAL	MALE	FEMALE	TOTAL	MALE	FEMALE	TOTAL	MALE	FEMALE
TOTAL	225242	109093	116149	193075	93859	99217	32166	15234	16932	26455	12319	14135
LESS THAN 15 YEARS OLD	51160	26144	25016	41860	21409	20451	9300	4735	4566	7690	3871	3819
15+ YEARS OLD	174081	82949	91133	151216	72449	78766	22866	10499	12366	18765	8448	10317
[C] : CIVILIANS												
TOTAL	224425	108276	116149	192398	93181	99217	32027	15094	16932	26348	12213	14135
LESS THAN 15 YEARS OLD	51160	26144	25016	41860	21409	20451	9300	4735	4566	7690	3871	3819
15+ YEARS OLD	173264	82132	91133	150538	71772	78766	22726	10360	12366	18658	8342	10317
[C] : ARMED FORCES												
TOTAL	817	817	0	677	677	0	140	140	0	107	107	0
LESS THAN 15 YEARS OLD	0	0	0	0	0	0	0	0	0	0	0	0
15+ YEARS OLD	817	817	0	677	677	0	140	140	0	107	107	0
[C] : SPANISH ORIGIN												
TOTAL	13617	6695	6922	13130	6455	6675	487	240	248	340	161	179
LESS THAN 15 YEARS OLD	4454	2266	2188	4283	2182	2101	171	84	87	112	52	60
15+ YEARS OLD	9163	4429	4734	8847	4273	4574	316	155	161	229	109	119
[D] : MARCH SUPPLEMENT - UNIT COUNT												
[C] : TOTAL PERSONS												
TOTAL	181358	87676	93682	157712	76688	81024	23646	10988	12658	17686	8022	9664
LESS THAN 15 YEARS OLD	43556	22366	21190	36422	18788	17634	7134	3578	3556	5347	2650	2697
15+ YEARS OLD	137802	65310	72492	121290	57900	63390	16512	7410	9102	12339	5372	6967
[C] : CIVILIANS												
TOTAL	180551	86869	93682	157024	76000	81024	23527	10869	12658	17596	7932	9664
LESS THAN 15 YEARS OLD	43556	22366	21190	36422	18788	17634	7134	3578	3556	5347	2650	2697
15+ YEARS OLD	136995	64503	72492	120602	57212	63390	16393	7291	9102	12249	5282	6967
[C] : ARMED FORCES												
TOTAL	807	807	0	688	688	0	119	119	0	90	90	0
LESS THAN 15 YEARS OLD	0	0	0	0	0	0	0	0	0	0	0	0
15+ YEARS OLD	807	807	0	688	688	0	119	119	0	90	90	0
[C] : SPANISH ORIGIN												
TOTAL	17447	8561	8886	16867	8284	8583	580	277	303	348	157	191
LESS THAN 15 YEARS OLD	5695	2958	2737	5495	2862	2633	200	96	104	114	52	62
15+ YEARS OLD	11752	5603	6149	11372	5422	5950	380	181	199	234	105	129

DDB : DSMARCH81*3MTRAN\$UNITD(0)

MDB : DSMARCH81*USER3MOUT(1)

MATRIX:00020

B00020-ALL PERSONS ----
DATE 091681 PAGE 2TABLE 2 POPULATION BY RACE, SEX, ORIGIN, AND RELATIONSHIP TO HEAD
[A] : [B] HOUSEHOLD RELATIONSHIP : [C] (IN THOUSANDS)

[C] : ALL PERSONS

HH RELATIONSHIP	----- ALL RACES -----			----- WHITE -----			--- BLACK AND OTHER ---			----- BLACK -----		
	TOTAL	MALE	FEMALE	TOTAL	MALE	FEMALE	TOTAL	MALE	FEMALE	TOTAL	MALE	FEMALE
TOTAL PERSONS.	225242	109093	116149	193075	93859	99217	32166	15234	16932	26455	12319	14135
FAMILY HOUSEHOLDER . . .	60309	49406	10903	52710	44916	7794	7599	4490	3109	6317	3428	2889
NON-FAMILY HOUSEHOLDER .	22059	9279	12780	19162	7820	11342	2897	1459	1438	2530	1245	1285
SPOUSE	49294	1821	47473	44887	1529	43358	4407	293	4115	3314	258	3055
CHILD.	78480	41386	37095	65279	34490	30789	13201	6895	6306	10949	5629	5320
OTHER RELATIVE	8879	3963	4916	5880	2526	3354	3000	1437	1562	2505	1238	1267
NONRELATIVE.	6219	3238	2981	5157	2578	2579	1062	660	403	840	521	319

[C] : SPANISH ORIGIN

HH RELATIONSHIP	TOTAL	MALE	FEMALE	TOTAL	MALE	FEMALE	TOTAL	MALE	FEMALE	TOTAL	MALE	FEMALE
TOTAL PERSONS.	13617	6695	6922	13130	6455	6675	487	240	248	340	161	179
FAMILY HOUSEHOLDER . . .	3235	2418	817	3126	2347	779	109	72	37	81	50	31
NON-FAMILY HOUSEHOLDER .	671	388	284	640	372	268	31	16	15	23	11	11
SPOUSE	2403	107	2296	2336	101	2236	67	6	60	45	5	41
CHILD.	5986	3081	2906	5767	2964	2803	219	116	103	146	72	74
OTHER RELATIVE	923	466	457	894	456	438	29	9	20	21	6	15
NONRELATIVE.	399	236	162	366	216	151	33	21	12	25	18	8

DOB : DSMARCH81*3MTRAN\$UNITD(0)

MOB : DSMARCH81*USER3MOUT(1)

MATRIX:00030

B00030-----
DATE 091681

PAGE 3

TABLE 3 WEIGHTED AND UNWEIGHT COUNTS

[A] WEIGHTED AND UNWEIGHTED : [B] PERSONS AND FAMILIES

(IN THOUSANDS)

	WEIGHTED	UNWEIGHTED
TOTAL PERSONS.	225242	181358
TOTAL FAMILY HOUSEHOLDERS.	60309	48360
TOTAL UNITS.	99223	81451
INTERVIEWED UNITS (HHDS * GQ).	82632	65731
HOUSEHOLDS (FAMILY & NONFAMILY HHLDRS)	82368	65536
TOTAL FAMILY RECORDS IN HOUSEHOLDS	88766	70474
TOTAL FAMILIES(HHLD,RELATED & UNRLTD).	61938	49713
FAMILY HHLDRS WITH NO RELATED SUB.	59111	47359
FAMILY HHLDRS WITH 1+ RELATED SUBS.	1198	1001
UNRELATED SUBFAMILY.	393	332
RELATED SUBFAMILY.	1236	1021
TOTAL UNRELATED INDIVIDUALS.	26828	20761
NONFAMILY HOUSEHOLDER.	22059	17176
OTHER PERSONS LIVING WITH NO RELTVS.	4769	3585
 TOTAL PERSONS IN HOUSEHOLDS.	 224723	 180961
CIVILIANS 15 YEARS OLD AND OVER.	172854	136683
CHILDREN LESS THAN 15 YEARS OLD.	51055	43475
ARMED FORCES MEMBERS	815	803
GROUP QUARTERS	263	195
TOTAL FAMILY RECORDS IN GROUP QUARTERS	519	397
TOTAL PERSONS	519	397
CIVILIANS 15 YEARS OLD AND OVER.	411	312
CHILDREN LESS THAN 15 YEARS OLD.	106	81
ARMED FORCES MEMBERS	2	4
NONINTERVIEWED UNITS	16591	15720
TYPE A	2924	2969
TYPE B-C	13667	12751

NOTE: The Total Family Householders indicated on line 2 is not the total number of family records but the total number of families. To determine the total number of family records, add Total Family Records in Households and Total Family Records in Group Quarters. To determine the total number of records on the file, add the total figure for family records with the figures for Total Persons and Total Units.

Total Family Records in Households	70,474
Total Family Records in Group Quarters	397
Total Family Records	70,871
Total Persons	181,358
Total Units	81,451
Total Records on File	333,680

DDB : DDMARCH81*3MTRAN9UNITD(0)

MOB : DDMARCH81*USER3MOUT(1)

MATRIX:00040

800040-----
DATE 091681

PAGE 4

TABLE 4 PERSONS 15+ YEARS OLD BY RACE, SEX, AND TYPE OF INCOME
[A] : [B] SOURCE OF INCOME (IN THOUSANDS)

	----- ALL RACES -----			----- WHITE -----			--- BLACK AND OTHER ---			----- BLACK -----		
	TOTAL	MALE	FEMALE	TOTAL	MALE	FEMALE	TOTAL	MALE	FEMALE	TOTAL	MALE	FEMALE
TOTAL	174081	82949	91133	151216	72449	78766	22866	10499	12366	18765	8448	10317
WITH INCOME	159487	78661	80826	139994	69420	70573	19493	9241	10253	15983	7387	8596
WAGE AND SALARY	109461	60140	49321	95785	53054	42731	13677	7086	6590	11107	5667	5440
NON-FARM SELF EMPLOYMENT	9345	6578	2767	8780	6198	2582	566	380	185	362	238	125
FARM SELF EMPLOYMENT	1908	1721	187	1857	1671	186	51	50	1	30	30	0
SOCIAL SECURITY AND RR	31049	12794	18255	27680	11387	16293	3369	1407	1962	3007	1211	1797
SUPPLEMENTAL SECURITY	3569	1122	2447	2438	776	1662	1131	346	784	1069	318	751
PUBLIC ASSISTANCE	4741	996	3746	2813	648	2165	1929	348	1581	1725	256	1468
INTEREST	95766	46332	49433	89808	43410	46398	5958	2923	3035	3951	1884	2068
DIVIDENDS, RENTAL, OR EST/TRUSTS	25255	12902	12353	24145	12329	11815	1110	572	538	708	362	346
VETERANS, UNEMP. AND WORKMEN COMP.	14592	9571	5020	12705	8394	4312	1886	1178	709	1626	1018	609
PENSIONS AND MILITARY RETIREMENT	11048	6973	4075	10311	6502	3809	736	471	266	615	393	222
ALIMONY AND OTHER MONEY INCOME	10584	3837	6747	9151	3310	5842	1433	528	905	1121	368	754
WITH NO INCOME	14594	4288	10307	11222	3029	8193	3373	1259	2114	2782	1061	1720

DOB : DSMARCH81*3MTRAN\$UNITD(0)

MOB : DSMARCH81*USER3MOUT(1)

MATRIX:00050

B00050-FAMILIES
DATE 091681 PAGE 5

TABLE 5 FAMILIES AND UNRELATED INDIVIDUALS 15+ BY RACE AND SEX OF HEAD AND TYPE OF INCOME
(A) : (B) SOURCE OF INCOME : (C) (IN THOUSANDS)

(C) : FAMILIES

	ALL RACES			WHITE			BLACK AND OTHER			BLACK		
	TOTAL	MALE	FEMALE	TOTAL	MALE	FEMALE	TOTAL	MALE	FEMALE	TOTAL	MALE	FEMALE
TOTAL	60309	49406	10903	52710	44916	7794	7599	4490	3109	6317	3428	2889
WITH INCOME	60178	49341	10837	52636	44873	7763	7541	4468	3073	6277	3419	2858
WAGE AND SALARY	50110	41713	8396	43921	37762	6158	6189	3951	2238	5072	3013	2059
NON-FARM SELF EMPLOYMENT	7248	6666	582	6827	6309	518	421	357	64	260	208	52
FARM SELF EMPLOYMENT	1595	1531	64	1552	1491	61	43	40	3	28	26	2
SOCIAL SECURITY AND RR	13879	10771	3109	12248	9858	2389	1631	912	719	1430	754	676
SUPPLEMENTAL SECURITY	1649	908	741	1076	695	381	573	213	360	546	197	348
PUBLIC ASSISTANCE	3570	1176	2394	2079	840	1239	1491	336	1155	1355	252	1103
INTEREST	40458	35411	5047	37662	33283	4379	2796	2128	668	1958	1408	550
DIVIDENDS, RENTAL, OR EST/TRUSTS	13240	11798	1442	12607	11278	1329	633	520	113	409	318	91
VETERANS, UNEMP. AND WORKMEN COMP.	10369	8787	1582	9084	7885	1199	1285	902	383	1078	718	360
PENSIONS AND MILITARY RETIREMENT	7438	6524	915	6939	6151	788	499	373	127	411	297	113
ALIMONY AND OTHER MONEY INCOME	7269	4538	2730	6288	4100	2189	980	439	542	809	322	488
WITH NO INCOME	131	65	66	74	43	31	58	22	35	40	10	31

(C) : UNRELATED INDIVIDUALS

TOTAL	27133	12118	15015	23370	10077	13292	3763	2040	1722	3208	1702	1506
WITH INCOME	26650	11912	14738	23026	9936	13090	3624	1976	1648	3092	1650	1443
WAGE AND SALARY	16762	9018	7744	14460	7628	6832	2302	1390	912	1925	1157	768
NON-FARM SELF EMPLOYMENT	1302	957	345	1204	875	329	98	82	16	84	69	15
FARM SELF EMPLOYMENT	140	111	30	135	106	29	5	4	1	1	1	0
SOCIAL SECURITY AND RR	8820	2015	6806	7859	1628	6231	961	386	575	875	333	541
SUPPLEMENTAL SECURITY	1473	349	1124	1039	216	822	435	133	302	404	119	286
PUBLIC ASSISTANCE	627	230	397	430	137	293	197	92	105	174	80	95
INTEREST	15257	6201	9056	14131	5601	8530	1126	600	526	846	433	412
DIVIDENDS, RENTAL, OR EST/TRUSTS	4251	1719	2532	4041	1621	2420	210	98	112	167	79	88
VETERANS, UNEMP. AND WORKMEN COMP.	2937	1617	1321	2513	1320	1194	424	297	127	392	280	112
PENSIONS AND MILITARY RETIREMENT	2819	845	1974	2614	736	1878	205	109	96	185	97	88
ALIMONY AND OTHER MONEY INCOME	2260	1000	1260	1972	849	1123	288	151	137	191	93	98
WITH NO INCOME	483	206	277	344	141	202	139	64	75	116	52	64

DDB : DSMARCH81*3MTRAN\$UNITD(0)

MDB : DSMARCH81*USER3MOUT(1)

MATRIX:00060

B00060-----
DATE 091681

PAGE

6

TABLE 6 HOUSEHOLD AND FAMILY UNITS BY RACE, AND ORIGIN

(A) : (B) KIND OF HOUSEHOLD AND FAMILY (IN THOUSANDS)

	TOTAL	WHITE	BLACK AND OTHER	BLACK	SPANISH ORIGIN
TOTAL HOUSEHOLDS	82368	71872	10496	8847	3906
FAMILY HOUSEHOLDER	60309	52710	7599	6317	3235
MARRIED-COUPLE	49294	44860	4434	3392	2365
OTHER FAMILY, MALE HHLD	1933	1584	349	291	164
OTHER FAMILY, FEMALE HHLD	9082	6266	2816	2634	706
NONFAMILY HOUSEHOLDER	22059	19162	2897	2530	671
MALE	9279	7820	1459	1245	388
FEMALE	12780	11342	1438	1285	284
TOTAL FAMILY HHLDERS	60702	53040	7661	6368	3268
MARRIED-COUPLE	49316	44877	4439	3397	2368
OTHER FAMILY, MALE HHLD	1969	1612	357	297	173
OTHER FAMILY, FEMALE HHLD	9416	6551	2865	2673	727
TOTAL RELATED SUBFAMILIES	1236	803	353	281	144
MARRIED-COUPLE	580	459	120	70	80
FATHER-CHILD	78	43	35	33	5
MOTHER-CHILD	578	381	198	179	58
TOTAL UNRELATED FAMILIES	393	330	63	50	33
MARRIED-COUPLE	22	17	5	5	3
OTHER FAMILY, MALE HHLD	36	29	8	6	8
OTHER FAMILY, FEMALE HHLD	334	285	50	39	22
NONFAMILY HHLDERS	27347	23533	3814	3255	988
MALE	12221	10155	2065	1725	591
FEMALE	15126	13378	1748	1530	397
OTHER PERSONS LIVING					
WITH NO RELATIVES	5287	4371	916	725	317
MALE	2942	2336	606	479	204
FEMALE	2346	2035	310	245	113

190

DDB : DSMARCH81*3MTRAN\$UNITD(0)

MDB : DSMARCH81*USER3MOUT(1)

MATRIX:00070

B00070-----
DATE 091681

PAGE 7

TABLE 7 PERSONS 15 YEARS AND OVER BY TOTAL MONEY INCOME, RACE, AND SEX
[A] : [B] (IN THOUSANDS)

	----- ALL RACES -----			----- WHITE -----			----- BLACK AND OTHER -----			----- BLACK -----		
	TOTAL	MALE	FEMALE	TOTAL	MALE	FEMALE	TOTAL	MALE	FEMALE	TOTAL	MALE	FEMALE
TOTAL	174081	82949	91133	151216	72449	78766	22866	10499	12366	18765	8448	10317
NO INCOME	14594	4288	10307	11222	3029	8193	3373	1259	2114	2782	1061	1720
TOTAL	159487	78661	80826	139994	69420	70573	19493	9241	10253	15983	7387	8596
1 TO 1999 OR LESS	27161	7125	20036	23717	5800	17918	3444	1325	2118	2779	1083	1696
2,000 TO 2,999	10780	3014	7766	8898	2395	6504	1882	619	1263	1702	553	1150
3,000 TO 3,999	10537	3309	7228	8682	2663	6019	1856	647	1209	1644	549	1095
4,000 TO 4,999	9200	3347	5853	7916	2796	5120	1284	551	733	1063	447	616
5,000 TO 5,999	7947	3086	4860	6835	2629	4205	1112	457	655	954	382	572
6,000 TO 6,999	7353	3001	4352	6309	2570	3740	1043	431	612	819	328	492
7,000 TO 7,999	10753	4739	6013	9307	4087	5220	1446	653	794	1177	523	654
8,500 TO 9,999	8209	3787	4423	7204	3271	3932	1006	515	490	820	430	390
10,000 TO 12,499	15249	7866	7383	13296	6879	6417	1953	987	965	1638	825	812
12,500 TO 14,999	9701	5564	4137	8603	4920	3682	1098	644	455	889	529	360
15,000 TO 17,499	9605	6276	3328	8554	5638	2916	1050	638	412	849	517	331
17,500 TO 19,999	6758	4888	1871	6149	4491	1658	609	396	213	481	308	172
20,000 TO 24,999	10986	8917	2070	10096	8242	1854	891	675	216	661	488	173
25,000 TO 29,999	6251	5529	721	5816	5157	659	435	372	63	291	246	46
30,000 TO 34,999	3345	2989	356	3183	2853	330	163	136	27	121	99	23
35,000 TO 49,999	3590	3302	288	3455	3191	264	135	110	24	62	51	11
50,000 TO 74,999	1922	1805	117	1839	1727	112	83	78	5	33	30	3
75,000 AND OVER	140	117	23	135	112	23	4	4	0	0	0	0
AGGREGATE FOR MEAN	1723*14	1178*14	5457*13	1560*14	1080*14	4796*13	1632*13	9713*12	6613*12	1267*13	7236*12	5435*12
MEDIAN INCOME	7944	12525	4920	8231	13324	4947	6162	8354	4732	5842	8009	4580
MEAN INCOME	10809	14977	6752	11148	15571	6796	8376	10511	6451	7928	9796	6323

ODD : DSMARCH81*3MTRAN\$UNITD(0)

MDB : DSMARCH81*USER3MOUT(1)

MATRIX:00080

B00080-FAMILIES
DATE 091681 PAGE 8

TABLE 8 FAMILIES AND UNRELATED INDIVIDUALS 15+ BY TOTAL MONEY INCOME
(A) : (B) : (C) (IN THOUSANDS)

(C) : FAMILIES

	----- ALL RACES -----			----- WHITE -----			----- BLACK AND OTHER -----			----- BLACK -----		
	TOTAL	MALE	FEMALE	TOTAL	MALE	FEMALE	TOTAL	MALE	FEMALE	TOTAL	MALE	FEMALE
TOTAL	60309	49406	10903	52710	44916	7794	7599	4490	3109	6317	3428	2889
NO INCOME	131	65	66	73	43	31	58	22	35	40	10	31
TOTAL	60178	49341	10837	52637	44873	7763	7541	4468	3073	6277	3419	2858
UNDER 2,500	1113	536	577	790	467	323	323	69	254	297	49	248
2,500 TO 4,999	2492	1072	1420	1719	878	841	773	193	580	713	165	548
5,000 TO 7,499	3748	2297	1452	2814	1935	879	934	361	573	845	296	548
7,500 TO 9,999	3902	2733	1169	3154	2388	766	748	345	403	656	286	370
10,000 TO 12,499	4393	3299	1094	3729	2941	788	663	358	305	574	287	287
12,500 TO 14,999	4146	3245	901	3586	2920	666	559	324	235	485	267	217
15,000 TO 17,499	4352	3577	775	3843	3240	604	509	338	171	436	280	156
17,500 TO 19,999	4065	3395	669	3602	3073	530	462	323	140	374	245	129
20,000 TO 24,999	8266	7242	1024	7463	6639	825	803	603	200	645	464	181
25,000 TO 29,999	6774	6154	620	6216	5685	530	558	469	89	420	343	77
30,000 TO 34,999	5183	4786	397	4760	4414	347	423	372	50	324	281	43
35,000 TO 39,999	3591	3334	257	3315	3090	225	276	244	32	212	188	24
40,000 TO 49,999	4137	3847	290	3840	3580	259	297	266	31	187	162	24
50,000 TO 59,999	2460	2342	117	2321	2210	111	139	133	6	76	74	3
60,000 TO 74,999	1072	1024	48	1025	981	44	47	43	4	22	19	3
75,000 AND OVER	485	458	26	459	432	26	26	26	0	10	10	0
MEDIAN INCOME	20890	22789	11753	21737	23162	13511	13842	19317	8196	12674	18247	7972
AGGREGATE FOR MEAN	1419*14	1257*14	1614*13	1288*14	1160*14	1283*13	1302*13	9719*12	3307*12	9963*12	6987*12	2975*12
MEAN INCOME	23532	25457	14810	24453	25838	16473	17144	21648	10638	15772	20381	10302

(C) : UNRELATED INDIVIDUALS

TOTAL	27133	12118	15015	23370	10077	13292	3763	2040	1722	3208	1702	1506
NO INCOME	483	206	277	344	141	202	139	64	75	116	52	64
TOTAL	26650	11912	14738	23026	9936	13090	3624	1976	1648	3092	1650	1443
UNDER 2,500	1917	751	1166	1462	536	926	455	215	240	395	173	222
2,500 TO 4,999	5946	1709	4237	4810	1216	3594	1137	494	643	1029	436	592
5,000 TO 7,499	4221	1590	2631	3730	1317	2413	491	273	218	404	215	189
7,500 TO 9,999	3062	1280	1783	2670	1028	1643	392	252	140	328	213	115
10,000 TO 12,499	2960	1397	1563	2601	1194	1407	358	203	156	309	177	133
12,500 TO 14,999	1904	931	973	1695	781	915	209	151	58	171	127	44
15,000 TO 17,499	1777	953	824	1578	823	754	199	130	69	159	108	52
17,500 TO 19,999	1222	738	484	1115	677	438	107	61	46	88	56	32
20,000 TO 24,999	1761	1142	619	1620	1042	578	141	100	41	113	79	34
25,000 TO 29,999	861	655	206	789	595	194	73	61	12	43	36	7
30,000 TO 34,999	420	301	119	389	284	105	31	17	14	27	14	14
35,000 TO 39,999	173	126	46	161	120	41	11	6	5	9	6	3
40,000 TO 49,999	190	150	40	177	140	36	13	9	4	9	5	4
50,000 TO 59,999	173	137	36	167	133	33	7	4	3	6	4	3
60,000 TO 74,999	36	34	2	36	34	1	0	0	0	0	0	0
75,000 AND OVER	26	17	9	26	17	9	0	0	0	0	0	0
MEDIAN INCOME	8316	10937	6736	8753	11678	6992	5770	7262	4627	5399	7192	4475
AGGREGATE FOR MEAN	2902*13	1593*13	1309*13	2600*13	1408*13	1191*13	3025*12	1850*12	1175*12	2488*12	1507*12	9807*11
MEAN INCOME	10698	13150	8719	11126	13976	8964	8042	9066	6828	7757	8860	6510

DDB : DSMARCH81*3MTRANSUNITD(0)

MDB : DSMARCH81*USER3MOUT(1)

MATRIX:00090

B00090-ALL PERSONS
DATE 091681 PAGE 9TABLE 9 WORK EXPERIENCE OF PERSONS 16 YEARS OLD AND OVER BY RACE, SEX, AND WORK EXPERIENCE
[A] : [B] WORK EXPERIENCE : [C] (IN THOUSANDS)

[C] : ALL PERSONS

	----- ALL RACES -----			----- WHITE -----			--- BLACK AND OTHER ---			----- BLACK -----		
	TOTAL	MALE	FEMALE	TOTAL	MALE	FEMALE	TOTAL	MALE	FEMALE	TOTAL	MALE	FEMALE
TOTAL 16+	169452	80193	89259	147371	70154	77217	22081	10039	12042	18105	8065	10039
NO WORK EXPERIENCE	53700	15933	37767	45467	13031	32435	8233	2902	5332	6951	2414	4538
WITH WORK EXPERIENCE	115752	64260	51492	101904	57122	44782	13848	7137	6710	11153	5652	5502
WORKED FULL-TIME	90920	56031	34889	79919	49977	29942	11001	6054	4947	8802	4778	4024
50 - 52 WEEKS	64936	41915	23021	57547	37818	19729	7389	4097	3292	5882	3186	2696
40 - 49 WEEKS	8442	4884	3559	7431	4331	3100	1012	553	459	811	443	368
14 - 39 WEEKS	12367	6731	5635	10582	5742	4840	1784	990	795	1454	810	644
1 - 13 WEEKS	5174	2500	2674	4358	2085	2273	816	415	401	655	338	317
WORKED PART-TIME	24832	8229	16603	21985	7146	14840	2847	1083	1763	2352	874	1478
50 - 52 WEEKS	8937	2814	6124	7987	2527	5461	950	287	663	765	213	552
40 - 49 WEEKS	3026	943	2084	2726	850	1876	300	93	208	257	81	176
14 - 39 WEEKS	7456	2515	4941	6701	2211	4490	755	305	451	597	230	367
1 - 13 WEEKS	5412	1958	3455	4571	1558	3013	841	399	442	733	350	383
TOTAL 16+ WITH UNEMPLOYMENT	21410	12072	9338	17506	10005	7501	3904	2067	1838	3352	1755	1596
WORKED 50 - 52 WEEKS	925	671	255	829	611	219	96	60	36	80	51	29
WORKED LESS THAN 50 WEEKS	17888	10383	7504	14972	8726	6247	2915	1657	1258	2446	1384	1062
NO WORK EXPERIENCE	2597	1018	1579	1704	668	1035	893	349	544	826	321	505

[C] : SPANISH ORIGIN

TOTAL 16+	8862	4255	4607	8556	4105	4451	306	150	157	224	107	116
NO WORK EXPERIENCE	2948	771	2177	2848	734	2114	100	37	64	75	24	51
WITH WORK EXPERIENCE	5914	3484	2430	5708	3371	2337	206	113	93	149	83	65
WORKED FULL-TIME	4871	3077	1794	4701	2978	1723	170	99	71	119	72	47
50 - 52 WEEKS	3141	2130	1011	3035	2065	970	106	64	42	71	42	29
40 - 49 WEEKS	473	290	183	451	279	172	21	10	11	14	8	7
14 - 39 WEEKS	877	504	374	850	486	364	27	17	10	20	15	5
1 - 13 WEEKS	380	154	226	365	147	218	16	7	8	13	7	6
WORKED PART-TIME	1043	408	635	1007	393	614	36	14	22	30	12	18
50 - 52 WEEKS	347	138	209	339	133	206	8	4	4	7	4	3
40 - 49 WEEKS	113	36	77	110	36	75	2	0	2	2	0	2
14 - 39 WEEKS	343	140	202	330	137	193	12	3	9	11	2	9
1 - 13 WEEKS	240	94	146	227	87	139	14	6	7	10	5	5
TOTAL 16+ WITH UNEMPLOYMENT	1396	822	574	1333	790	543	62	32	30	50	28	22
WORKED 50 - 52 WEEKS	33	26	7	32	25	7	1	1	0	0	0	0
WORKED LESS THAN 50 WEEKS	1207	733	474	1151	703	447	56	30	27	46	27	19
NO WORK EXPERIENCE	155	63	93	150	61	89	5	1	4	4	1	3

DDB : DSMARCH81*3MTRANSUNITD(0)

MDB : DSMARCH81*USER3MOUT(1)

MATRIX:00100

B00100-----
DATE 091681

PAGE 10

TABLE 10 MOBILITY BY SEX, RACE, SPANISH ORIGIN, AND RESIDENCE
UNIVERSE: PERSONS YEAR OLD AND OVER (IN THOUSANDS)
[A] : [B] MOBILITY

	----- ALL RACES -----			----- WHITE -----			--- BLACK AND OTHER ---			----- BLACK -----		
	TOTAL	MALE	FEMALE	TOTAL	MALE	FEMALE	TOTAL	MALE	FEMALE	TOTAL	MALE	FEMALE
TOTAL 'MTRI-REC'	225242	109093	116149	193075	93859	99217	32166	15234	16932	26455	12319	14135
NONMOVERS	183449	88294	95156	158224	76505	81718	25226	11788	13437	21086	9708	11378
MOVERS	38192	18956	19236	31963	15865	16098	6228	3091	3138	4779	2313	2466
NOT IN MIGRATION SAMPLE	3601	1843	1757	2888	1488	1400	712	355	357	589	298	291
TOTAL 'R-GENMOB'	225242	109093	116149	193075	93859	99217	32166	15234	16932	26455	12319	14135
NONMOVERS	183449	88294	95156	158224	76505	81718	25226	11788	13437	21086	9708	11378
MOVERS	38192	18956	19236	31963	15865	16098	6228	3091	3138	4779	2313	2466
NOT IN MIGRATION SAMPLE	3601	1843	1757	2888	1488	1400	712	355	357	589	298	291

APPENDIX D

Matching of March CPS Files

There are two basic limitations in linking the March CPS files across years. First, only fifty percent of the sample is included in two consecutive years. Second, the residents within the eligible housing units may have changed or appeared as noninterview records in one or both years. The result is a matched sample of considerably less than the upper limit of fifty percent. The basic procedures and variables used to link two or more March CPS files are outlined below.

1. Sample Selection.

The first step in matching year t with year $t+1$ is to select from year t those housing units with a "month in sample" value of 1 through 4, and from year $t+1$ those units with a "month in sample" value of 5 through 8. This will identify the sample subset eligible for matching. Within this subset, housing units in year t , month 1 will match only with units in year $t+1$, month 5, etc.

2. Matching Housing Units.

Using one or more variables, it is possible to uniquely identify each housing unit in each sample rotation. However, because of changes in CPS procedures, the available information for matching housing units is not always identical. Below are the variables available for matching March CPS files between 1968 and 1981.

Years: 1968-1969, 1969-1970, 1970-1971
Variables: Random Cluster Code (F6-10) and
Serial Number (F11-14)

Years: 1971-1972
Changes in CPS clustering procedures
and the accompanying change of household
identification numbers prevent matching
1971 and 1972 March CPS files.

Years: 1972-1973
The 1972 file uses 1960 random cluster
codes while the 1973 file uses 1970 random
cluster codes, thus precluding the matching
of records.

Years: 1973-1974, 1974-1975
Variables: Random Cluster Code (F7-11), Segment Number
(F12-16), and Serial Number (F217-218)

Years: 1975-1976
 Variables: 1975: Random Cluster Code (F7-11), Segment Number (F12-16), and Serial Number (F217-218)
 1976: Random Cluster Code (H35-39), Segment Number (H40-43), and Serial Number (H44-45)

Years: 1976-1977
 Variables: 1976: Random Cluster Code (H35-39), Segment Number (H40-43), and Serial Number (H44-45)
 1977: The variables were combined into a single variable identified as the Household Identification Number (H18-29)

Years: 1977-1978, 1978-1979, 1979-1980, 1980-1981
 Variable: Household Identification Number (H18-29)

3. Matching Households, Families, and Persons

Although the information presented above allows matching of housing units across years, it is possible that the residents of the housing unit have changed. Consequently, it is necessary to perform additional matches to insure resident comparability. The specific variables used to match residents will vary according to the needs of the project but it is more efficient to arrange the matching in a hierarchical sequence. For example, matching on sex and race should precede matching on age or household relationship. The user should carefully work through the possible changes in household structure that might result in an inappropriate rejection of a household. For example, a husband-wife family in year t that experienced a divorce and became a female headed household in year $t+1$, would fail the test for matching sex of head. Clearly, the more criteria used in matching records will result in greater accuracy, but will also increase the expense and result in fewer matches.