

J.S. Bureau of the Census


CURRENT POPULATION SURVEY: JANUARY, 1984

*ENUMERATIVE STATISTICS

STUDY NO: 8462 VOL ID: ~~DA372~~ C01695

TRACK: 9 DENSITY: 6250 LABEL: SL MODE: EBCDIC PARITY: ODD

STUDY	FILE NO.	DSNAME	RECFM	LRECL	BLKSIZE	FILE FORMAT	NO. OF RECORDS
data	1	DA8462	FB	600	30000	LOGICAL	157985



ICPSR

**Inter-university Consortium for
Political and Social Research**

**Current Population Survey,
January 1984**

U.S. Dept. of Commerce.

Bureau of the Census

ICPSR 8462

Current Population Survey,
January 1984

(ICPSR 8462)

Principal Investigator

U.S. Dept. of Commerce
Bureau of the Census

Inter-university Consortium for Political and Social Research
P.O. Box 1248
Ann Arbor, Michigan 48106

First ICPSR Edition, 1986

Acknowledgement of Assistance

All manuscripts utilizing data made available through the Consortium should acknowledge that fact as well as identify the original collector of the data. The ICPSR Council urges all users of the ICPSR Data facilities to follow some adaptation of this statement with the parentheses indicating items to be filled in appropriately or deleted by the individual user.

The data (and tabulations) utilized in this (publication) were made available (in part) by the Inter-university Consortium for Political and Social Research. The data for CURRENT POPULATION SURVEY, JANUARY 1984 were originally collected by the U.S. Department of Commerce, Bureau of the Census. Neither the collectors of the original data nor the Consortium bear any responsibility for the analyses or interpretations presented here.

In order to provide funding agencies with essential information about the use of archival resources and to facilitate the exchange of information about ICPSR participants' research activities, each user of the ICPSR data facilities is expected to send two copies of each completed manuscript or thesis abstract to the Consortium. Please indicate in the cover letter which data were used.

United States Department of Commerce. Bureau of the Census
CURRENT POPULATION SURVEY, JANUARY 1984
(ICPSR 8462)

SUMMARY = Supplementary information on involuntary job loss and occupational training programs is provided in this collection, in addition to standard monthly Current Population Survey data on labor force activity. Workers who lost a job within the previous five years due to operating decisions of their employers were surveyed. Data include the reasons for job displacement, industry and occupation, job tenure and earnings, and health and unemployment benefits. The occupational training portion of the collection contains data on training program attended within the past two years, including the number, length, and type of programs attended, as well as the source of payment. The monthly labor force information includes data for persons age 14 and older on employment status, occupation, and industry. Demographic data such as age, sex, race, marital status, veteran status, education, household relationship, and Spanish origin are also provided.

UNIVERSE = All persons in the civilian noninstitutional population of the United States living in households.

SAMPLING = The probability sample selected to represent the universe consists of approximately 71,000 households, located in 629 sample areas with coverage in every state and the District of Columbia.

DATA FORMAT = LRECL

CLASS = IV

EXTENT/COLLECTION = 1 data file

FILE STRUCT = rectangular

CASES = 167,985

VARIABLES = c. 180

LRECL = 600

RELATED PUBLS = United States Department of Commerce, Bureau of the Census. "The Current Population Survey: Design and Methodology" (Technical Paper 40). Washington, D.C.: Bureau of the Census.

8465
Jan 09 1984

CURRENT POPULATION SURVEY, JANUARY 1984:
DISPLACED WORKERS AND OCCUPATIONAL TRAINING
TECHNICAL DOCUMENTATION

This file documentation consists of the following materials:

Attachment 1	Abstract
Attachment 2	Overview
Attachment 3	Glossary
Attachment 4	Note to Users
Attachment 5	Current Population Survey Adult Interview Record Layout
Attachment 6	Current Population Survey Noninterview Type A Record Layout
Attachment 7	Current Population Survey Noninterview Type B-C Record Layout
Attachment 8	Current Population Survey Armed Forces Interview Record Layout
Attachment 9	Current Population Survey Children's Interview Record Layout
Attachment 10	Current Population Survey January 1984 Displaced Worker's and Job Training Survey
Attachment 11	Questionnaire Facsimile
Attachment 12	Unweighted and Weighted Counts

NOTE

Questions about the accompanying documentation should be directed to Data User Services Division, Data Access and Use Staff, Bureau of the Census, Washington, D.C. 20233. Phone: (301) 763-2074.

Questions about the tape should be directed to Data User Services Division, Customer Services (Tapes), Bureau of the Census, Washington, D.C. 20233. Phone: (301) 763-4100.

Questions about the subject matter should be directed to Demographic Surveys Division, Bureau of the Census, Washington, D.C. 20233. Phone: (301) 763-2773.

ATTACHMENT 1

ABSTRACT

Current Population Survey, January 1984:
Displaced Workers and Occupational Training
[machine-readable data file] / conducted by
the Bureau of the Census for the Bureau of
Labor Statistics. --Washington: Bureau of
the Census [producer and distributor] 1985.

TYPE OF FILE:

Microdata; unit of observation is individuals within housing units.

UNIVERSE DESCRIPTION:

The universe consists of all persons in the civilian noninstitutional population of the United States living in households. The probability sample selected to represent the universe consists of approximately 71,000 households.

SUBJECT-MATTER DESCRIPTION:

Data are provided on labor force activity for the week prior to the survey. Comprehensive data are available on the employment status, occupation, and industry of persons 14 years old and over. Also shown are personal characteristics such as age, sex, race, marital status, veteran status, household relationship, educational background, and Spanish origin.

The supplement is divided into two parts. The first part concerns displaced workers age 20 years or older who lost a job involuntarily within the last five years based on operating decisions of a firm, plant, or business in which the worker was employed. Data are provided on reasons for job displacement, industry and occupation of the former job, group health benefits, job tenure and earnings, use of unemployment benefits and whether these benefits received were exhausted, and whether a displaced worker changed residence to seek work in another area.

The second part of the supplement is restricted to persons 14 years of age and older in rotation groups 1, 2, 5, and 6. Data refer to occupational training programs attended in the past two years to obtain job skills for finding or keeping a job. Data provided include number of programs attended, length of the program(s), type of training received, and source of payment.

GEOGRAPHIC COVERAGE:

All States and 44 SMSA's are identified and ranked by population size (1970). Central city/noncentral city indicators are provided for records in all identified SMSA's. For all other records, central city/noncentral city and nonSMSA indicators are provided except where suppression is required for confidentiality reasons.

TECHNICAL DESCRIPTION:

FILE STRUCTURE: Rectangular.

FILE SIZE: 167,985 logical records; 600 character logical record length.

FILE SORT SEQUENCE: State rank by SMSA rank by household identification number by line number

REFERENCE MATERIALS:

"Current Population Survey, January 1984: Displaced Workers and Occupational Training Technical Documentation." Documentation contains this abstract, a questionnaire facsimile, and record layouts of the file. One copy accompanies each file order. Additional copies are available for \$5 each from Data User Services Division, Customer Services (Tapes), Bureau of the Census, Washington, D.C. 20233.

Bureau of the Census. The Current Population Survey: Design and Methodology (Technical Paper 40). Describes in detail the sample design and survey procedures used as well as accuracy of estimates and sampling errors. Reference copies should be available from most public libraries or Federal Depository Libraries. It is also available on microfiche from Customer Services, Data User Services Division (Microfiche), Bureau of the Census, Washington, D.C. 20233. (2 microfiche - \$5. Make check payable to Commerce-Census.)

FILE AVAILABILITY:

The file may be ordered from Data User Services Division using the Customer Services order form for tapes on the following page. The following technical options are available at a cost of \$140 per reel.

	<u>Reels</u>	<u>Cost</u>
9 track, 1600 bpi (EBCDIC or ASCII)	3	\$420
9 track, 6250 bpi (EBCDIC or ASCII)	1	\$140

**Customer Services
(Microfiche and Data Files)**

Name _____ Organization _____ Address _____ City, State, ZIP _____ Telephone _____	RETURN TO: Data User Services Division Customer Services Bureau of the Census Washington, D.C. 20233 Phone: 301/763-4100	Date _____ T CHECK ONE <input type="checkbox"/> Enclosed is check or money order payable to "Commerce-Census" <input type="checkbox"/> Charge to Census Bureau Deposit Account No. <u>9</u>
--	--	---

Name of Data File, Documentation* or Microfiche	No. of Microfiche	No. of Tapes	No. of Diskettes	No. of Techn. Doc.	Cost

*One copy of the Technical Documentation is sent at no extra charge with orders.

	TOTAL \$
--	-----------------

<p style="text-align: center;">Characteristics of Tapes (check)</p> 1600 bpi <input type="checkbox"/> 6250 bpi <input type="checkbox"/> EBCDIC <input type="checkbox"/> ASCII <input type="checkbox"/> standard labels <input type="checkbox"/> unlabeled <input type="checkbox"/>	<p style="text-align: center;">Characteristics of Diskettes (check)</p> single-sided, 8 sectors per track <input type="checkbox"/> double-sided, 9 sectors per track <input type="checkbox"/>
---	---

Other characteristics are available by special arrangement. Diskettes are in IBM PC compatible format.

ATTACHMENT 2

OVERVIEW

Current Population Survey

Introduction

The Current Population Survey (CPS) is the source of the official Government statistics on employment and unemployment. The CPS has been conducted monthly for over 35 years. Currently, we interview about 58,000 households monthly, scientifically selected on the basis of area of residence to represent the Nation as a whole, individual States, and other specified areas. Each household is interviewed once a month for four consecutive months one year, and again for the corresponding time period a year later. This technique enables us to obtain month-to-month and year-to-year comparisons at a reasonable cost while minimizing the inconvenience to any one household.

Although the main purpose of the survey is to collect information on the employment situation, a very important secondary purpose is to collect information on the demographic status of the population, information such as age, sex, race, marital status, educational attainment, and family structure. From time to time additional questions are included on such important subjects as health, education, income, and previous work experience. The statistics resulting from these questions serve to update similar information collected once every 10 years through the decennial census, and are used by Government policymakers and legislators as important indicators of our Nation's economic situation and for planning and evaluating many Government programs.

The CPS provides current estimates of the economic status and activities of the population of the United States. Because it is not possible to develop one or two overall figures (such as the number of unemployed) that would adequately describe the whole complex of labor market phenomena, the CPS is designed to provide a large amount of detailed and supplementary data. Such data are made available to meet a wide variety of needs on the part of users of labor market information.

Thus, the CPS is the only source of monthly estimates of total employment (both farm and nonfarm); nonfarm self-employed persons, domestics, and unpaid helpers in nonfarm family enterprises; wage and salaried employees; and, finally, estimates of total unemployment.

It provides the only available distribution of workers by the number of hours worked (as distinguished from aggregate or average hours for an industry), permitting separate analyses of part-time workers, workers on overtime, etc. The survey is also the only comprehensive current source of information on the occupation of workers and the industries in which they work. Information is available from the survey not only for persons currently in the labor force but also for those who are outside the labor force. The characteristics of such persons - whether married women with or without young children, disabled persons, students, older retired workers, etc., can be determined. Information on their current desire for work, their past work experience, and their intentions as to job seeking are also available.

CPS Sample

The CPS sample is based on the civilian noninstitutional population of the United States. The sample is located in 629 sample areas comprising 1,148 counties and independent cities with coverage in every State and in the District of Columbia.

In all, some 71,000 housing units or other living quarters are assigned for interview each month; about 58,000 of them containing approximately 122,000 persons 14 years old and over are interviewed. Also included are demographic data for approximately 34,000 children 0-13 years old within these households. The remainder of the assigned housing units are found to be vacant, converted to nonresidential use, contain persons with residence elsewhere, or are not interviewed because the residents are not found at home after repeated calls, are temporarily absent, or are unavailable for other reasons. Approximately 13,000 noninterview households are present each month. The resulting file size is approximately 170,000 records. A more precise explanation regarding the CPS sample design is provided in Technical Paper 40, The Current Population Survey: Design and Methodology.

For a more detailed discussion about the basic labor force data gathered on a monthly basis in the CPS survey, see the Bureau of Labor Statistics Report No. 463 and the Current Population Report P-23, No. 62, issued jointly by the Bureau of Labor Statistics and the Bureau of the Census in October, 1976, and entitled Concepts and Methods Used In Labor Statistics Derived from the Current Population Survey.

Relationship of Current Population Survey Files to Publications

Each month, a significant amount of information about the labor force is published by the Bureau of Labor Statistics in the Employment and Earnings and Monthly Labor Review reports.

As mentioned previously, the CPS also serves as a vehicle for supplemental inquiries on subjects other than employment, which are periodically added to the questionnaire. From the basic and supplemental data the Bureau of the Census issues four series of publications under the general title Current Population Reports:

- P-20 Population Characteristics
- P-23 Special Studies
- P-27 Farm Population
- P-60 Consumer Income

All Current Population Reports, including the other series for population estimates and projections and special censuses, may be obtained by subscription from the Government Printing Office. They are available in the following subscription packages: Population Characteristics, Special Studies, Farm Population, and Consumer Income series (P-20, P-23, P-27, P-60) combined, \$71.00 per year; Population Estimates and Projections, (P-25), \$25.00 per year. A customer interested in all reports must subscribe to both subscription packages. Alternatively, single issues may be ordered separately; ordering information and prices are provided in the Bureau of the Census Catalog, the Monthly Product Announcement (MPA), and in the Data User News.

Geographic Limitations

It should be kept in mind that the sample design and methods of weighting CPS data are geared towards producing estimates for the entire Nation. In producing estimates for States, the user should be aware that the primary sampling units (PSU's) are drawn from strata which may or may not cross State lines. Consequently, the data would not be as reliable as national data, and the file may lose some of its utility in certain applications. For further discussion of such considerations, the user should consult Technical Paper 40, The Current Population Survey: Design and Methodology.

The nature of the work done by each individual investigator using the microdata file will determine to what extent his/her requirements for precision will allow using some of the smaller geographic areas identified on the file.

Weights

Under the estimating methods used in the CPS, all of the results for a given month become available simultaneously and are based on returns for the entire panel of respondents. The CPS estimation procedure involves weighting the data from each sample person. The basic weight, which is the inverse of the probability of the person being in the sample, is a rough measure of the number of actual persons that the sample person represents. In States supplemented in the 1978 and 1980 expansions, almost all sample persons within the same sample area have the same basic weight, but the weight may differ across sample areas. The basic weight is the same for almost all sample persons in unsupplemented States. The basic weights are then adjusted for noninterview, and the ratio estimation procedure is applied.

1. Noninterview adjustment. The weights for all interviewed households are adjusted to the extent needed to account for occupied sample households for which no information was obtained because of absence, impassable roads, refusals, or unavailability of the respondent for other reasons. This adjustment is made separately by combinations of sample areas within each State and the District of Columbia, and within these, for six groups--two race categories (White, and Black and other) within three residence categories. For sample areas which are Standard Metropolitan Statistical Areas (SMSA's), these residence categories are the central cities, and the urban and the rural balance of the SMSA's. For other sample areas, the residence categories are urban, rural nonfarm, and rural farm. The proportion of sample households not interviewed varies from 4 to 5 percent depending on weather, vacations, season, etc.
2. Ratio estimates. The distribution of the population selected for the sample may differ somewhat, by chance, from that of the population as a whole, in such characteristics as age, race, sex, and residence. Since these characteristics are closely correlated with labor force participation and other principal measurements made from the sample, the latter estimates can be substantially improved when weighted appropriately by the known distribution of these population characteristics. This is accomplished through two stages of ratio estimates as follows:
 - a. First-stage ratio estimate. In the CPS, a portion of the 629 sample areas is chosen to represent both itself and other areas not in the

sample; the remainder of the sample areas represent only themselves. The first-stage ratio estimation procedure was designed to reduce the portion of the variance resulting from requiring sample areas to represent nonsample areas. Therefore, this procedure is not applied to sample areas which represent only themselves. The procedure is performed at two geographic levels: First, by the four census regions (Northeast, Midwest, South, and West), and second, for each of the 46 States which contains nonsample areas. The procedure corrects for the differences that existed at the time of the 1970 census between the distribution by race and residence of the population in the sample areas and the known race-residence distribution in the portions of the census region or State represented by these areas. The regional adjustment is performed by metropolitan-nonmetropolitan residence and race, while the State adjustment is done by urban-rural status and race.

- b. Second-stage ratio estimate. In this stage, the sample estimates of the U.S. population in the categories described below are adjusted to independently derived current estimates of the population in the same categories. The second-stage ratio estimate is performed in order to increase the reliability of the estimates and is carried out in two steps. In the first step, the sample estimates are adjusted for each State and the District of Columbia to an independent control for the civilian noninstitutional population 16 years and over, for the State. The second step of the adjustment is applied to all sample persons and is a weighting to nationwide independent population estimates of the civilian noninstitutional population, .14 years and over, within 68 age-sex-race groups. The entire second-stage ratio estimation procedure is iterated six times, each time beginning at the weights developed the previous time. This iteration ensures that the sample estimates both of State population and of the National age-sex-race categories will be virtually equal to the independent population estimates. This second-stage adjustment procedure incorporates changes instituted in January 1982. The nature of these changes is discussed in detail in "Revisions in the Current Population Survey beginning in January 1982," Employment and Earnings, February 1982.

The controls by State for the civilian noninstitutional population 16 years and over are an arithmetic extrapolation of the trend in the growth of this segment of the population from the April 1, 1980 census through the latest available July 1 estimate, adjusted as a last step to a current estimate of the U.S. population of this group. State estimates by age July 1 are published annually in Current Population Reports, Series P-25. For a description of the methodology used in developing the State total, see Report 640 of that series. Descriptions of the age estimates methodology are available on request from the Chief of the Population Division, U.S. Bureau of the Census, Washington, D.C. 20233.

Beginning with the January 1982 estimates, the independent national controls used for the age-sex-race groups in the final step of the second-stage ratio adjustment are prepared by carrying forward the April 1, 1980 total population by age, race, and sex, taking account of the subsequent aging of the population, fertility, mortality, and net immigration, and then subtracting the estimate for the institutional population and Armed Forces. The April 1, 1980 total population was computed by adding together the resident population, consistent with that published in the 1980 census Advance Reports, Series PHC80-V, and the Armed Forces overseas, as compiled from Department of Defense reports. Data on

births and deaths between April 1, 1980 and the estimate data are based on tabulations of vital statistics for the resident population made by the National Center for Health Statistics and data on deaths of military personnel overseas from the Department of Defense. Estimates of net civilian immigration are based on data provided by the Immigration and Naturalization Service, the Department of Defense, the Office of Personnel Management, and the Puerto Rico Planning Board. The civilian noninstitutional population is derived by subtracting the Armed Forces and the institutional population for the estimate date from the total, including Armed Forces overseas. The institutional population is computed by applying institutional proportions derived from the 1980 census to the total population, including Armed Forces overseas, for the estimate date. All computations described above are performed in cells defined by single year of age, race, and sex. The independent national control totals are then obtained by collapsing these cells into broader age groups for the population 14 years old and older.

NOTE: The CPS weighting procedure only produces individual weights. No household weights are present on any non-March CPS file. It is recommended that the principal person's weight be used for all tallies by household. The principal person for a household is designated by the Flag 1 in word 18, character 3 of any adult's interview record.

Comparability of CPS From Microdata Files With Published Sources.

Although total estimates of the population will equal published estimates, labor force estimates produced from a microdata file will not be directly comparable or identical with the published nonseasonally adjusted labor force data. The major reason for this is due to a final estimation procedure incorporated into the production of the published nonseasonally adjusted data. This procedure, known as a composite estimator, is a weighted average of two estimates for the current month for any particular item. The first estimate is the two-stage ratio estimate that includes all the estimation steps given above. The second estimate consists of the composite estimate for the preceding month to which has been added an estimate of the change from the preceding month, based on that part of the sample which is common to the two months (about 75 percent). This procedure is primarily used to increase the reliability of estimates of month-to-month change, although other reliability gains are also realized. As noted above, the composite estimation procedure does not affect estimates of the total population.

Another factor also inhibits microdata comparison with published labor force data. This is the seasonal adjustment that is applied to many published statistics. These adjustments are used to adjust for normal seasonal variations to help distinguish the underlying economic situation in month-to-month changes. Shown below are data from January and July 1982 which demonstrate how estimates compiled using the final weights from the microdata file may differ from the published composited estimates, with and without seasonal adjustment. (Refer to Technical Paper 40 for a further description of both the composite estimator and seasonal adjustments.)

	Civilian Noninstitutional Population	Civilian Labor Force	Employed	Unem- ployed	Not in Labor Force
<u>January 1982 Data (000's)</u>					
Final Weights	171,335	108,161	97,928	10,234	63,174
Composited (Not season- ally Adjusted)	171,335	108,014	97,831	10,183	63,321
Composited (Seasonally Adjusted)	171,335	108,879	99,581	9,298	62,456
<u>July 1982 Data (000's)</u>					
Final Weights	172,364	112,850	101,904	10,946	59,513
Composited (Not season- ally Adjusted)	172,364	112,526	101,490	11,036	59,838
Composited (Seasonally Adjusted)	172,364	110,522	99,732	10,790	61,842

In various months, differences in the sample, questionnaire, and data uses result in the need for additional adjustment procedures to produce what is called a supplement weight. Such adjustments can include, but are not limited to, supplemental noninterview adjustments, inflation of weights due to a restricted supplemental universe (such as only 4 of 8 rotation groups), or controlling to various independent population controls. In some instances, including most October school enrollment supplements, the supplement weight is controlled to and agrees with, in aggregate, the published composited estimates. Regardless of how the supplement weight was produced, when available it should be used in preparing all estimates using data from supplement items. Further documentation covering the use of the supplemental data is included as part of the supplemental documentation.

ATTACHMENT 3

GLOSSARY

CURRENT POPULATION SURVEY

Subject Concepts

Age. Age classification is based on the age of the person at his/her last birthday. The adult universe (i.e., population of marriageable age) is comprised of persons 14 years old and over.

Basic Weight. The constant weight assigned to the sample (inverse of the sampling fraction) which is adjusted to produce the final weight.

Civilian Labor Force. (See Labor Force.)

Class of Worker. This refers to the broad classification of the person's employer. These broad classifications are private, government, self-employed, without pay, and never worked. Private and government workers are considered "wage and salary workers;" this classification scheme includes self-employed, incorporated persons in with "private" workers.

Duration of Unemployment. Duration of unemployment represents the length of time (through the current survey week) during which persons classified as unemployed are continuously looking for work. For persons on layoff, duration of unemployment represents the number of full weeks since the termination of their most recent employment. A period of two weeks or more during which a person is employed or ceased looking for work is considered to break the continuity of the present period of seeking work. Average duration is an arithmetic mean computed from a distribution by single weeks of unemployment.

Earnings. Earnings data are collected for an individual's primary job during the survey week for one-fourth of the CPS sample. The universe for these data is defined on page 44 of the adult's interview record layout. The data collected include the usual hours worked, whether an individual is paid by the hour, for hourly workers their hourly pay rate, and the individual's usual weekly pay. Separate weights for tallying the earnings data are present on the file.

Education. (See Years of School Completed.)

Employed. (See Labor Force.)

ESR. (Employment Status Recode). This classification is available for each civilian 14 years old and over according to his/her responses to the monthly (basic) labor force items.

Final Weight. Used in tabulating monthly labor force items.

Full-Time Worker. Persons on full-time schedules include persons working 35 hours or more, persons who worked 1-34 hours for noneconomic reasons (e.g., illness) and usually work full-time, and persons "with a job but not at work" who usually work full-time.

Head Versus Householder. Beginning with the 1980 CPS, the Bureau of the Census discontinued the use of the terms "head of household" and "head of family." Instead, the terms "householder" and "family householder" are used.

Highest Grade of School Attended. (See Years of School Completed.)

Hours of Work. Hours of work statistics relate to the actual number of hours worked during the survey week. For example, a person who usually works 40 hours a week but who is off on the Veterans Day holiday is reported as working 32 hours even though he is paid for the holiday.

For persons working in more than one job, the figures relate to the number of hours worked in all jobs during the week. However, all the hours are credited to the major job.

Household. A household consists of all the persons who occupy a house, an apartment, or other group of rooms, or a room, which constitutes a housing unit. A group of rooms or a single room is regarded as a housing unit when it is occupied as separate living quarters; that is, when the occupants do not live and eat with any other person in the structure, and when there is direct access from the outside or through a common hall.

Householder. The householder refers to the person (or one of the persons) in whose name the housing unit is owned or rented (maintained) or, if there is no such person, any adult member, excluding roomers, boarders, or paid employees. If the house is owned or rented jointly by a married couple, the householder may be either the husband or the wife. The person designated as the householder is the "reference person" to whom the relationship of all other household members, if any, is recorded.

Currently, the CPS edit recodes the relationship to reference person (householder) entries back into the relationship to head configuration before editing the data. Work is underway to incorporate the relationship to reference data into the basic CPS edit. Until such time as the revised edit is completed, all data appearing on CPS files are edited using the relationship to head configuration.

Industry, Occupation, and Class of Worker. Industry, occupation, and class of worker (I & O) always apply to the same job. For the employed, current job is the job held in the reference week (the week before the survey). Persons with two or more jobs are classified in the job at which they worked the most hours during the reference week. The unemployed are classified according to their latest full-time civilian job lasting two or more weeks or by the job (either full-time or part-time) from which they were laid off. The I & O questions are also asked of persons not in the labor force who are in the fourth and eighth months in sample and who have worked in the last five years. For detailed information on I & O of multiple job holders, see the May supplement to the CPS.

Job Seekers. All unemployed persons who made specific efforts to find a job sometime during the 4-week period preceding the survey week.

Keeping House. Persons are classified as keeping house if they engage in their own housework. This is one of the "not in labor force" classifications—employment status recode (ESR) = 4.

Labor Force. The civilian labor force includes all civilians classified as employed or unemployed. The file includes labor force data for civilians age 14 and over. However, the official definition of the civilian labor force is age 16 and over.

1. Employed. Employed persons comprise (1) all civilians who, during the survey week, do any work at all as paid employees or in their own business or profession, or on their own farm, or who work 15 hours or more as unpaid workers on a farm or in a business operated by a member of the family; and (2) all those who have jobs but who are not working because of illness, bad weather, vacation, or Labor-Management dispute, or because they are taking time off for personal reasons, whether or not they are seeking other jobs. These persons would have an Employment Status Recode (ESR) of 1 or 2 respectively in word 19, character 1 of each individual's record which designated "at work" and "with a job, but not at work." Each employed person is counted only once. Those persons who held more than one job are counted in the job at which they worked the greatest number of hours during the survey week. If they worked an equal number of hours at more than one job, they are counted at the job they held the longest.
2. Unemployed. Unemployed persons are those civilians who, during the survey week, have no employment but are available for work, and (1) have engaged in any specific job seeking activity within the past 4 weeks such as registering at a public or private employment office, meeting with prospective employers, checking with friends or relatives, placing or answering advertisements, writing letters of application, or being on a union or professional register; (2) are waiting to be called back to a job from which they had been laid off; or (3) are waiting to report to a new wage or salary job within 30 days. These persons would have an ESR code of 3 in word 19, character 1 of each individual's record. The unemployed includes job leavers, job losers, new job entrants, and job reentrants.
 - a. Job Leavers. Persons who quit or otherwise terminate their employment voluntarily and immediately begin looking for work.
 - b. Job Losers. Persons whose employment ends involuntarily, who immediately begin looking for work, and those persons who are already on layoff.
 - c. New Job Entrants. Persons who never worked at a full-time job lasting two weeks or longer.
 - d. Job Reentrants. Persons who previously worked at a full-time job lasting two weeks or longer but are out of the labor force prior to beginning to look for work.

The word:character locations used to define these components of the unemployed are as follows: (All must be ESR=3)

Job Loser or Leaver (must be checked in sequence shown below)

IF: WD 10:4 thru 11:4 = any entry of 1 and WD 11:5=1 and WD 12:5=1 or 2, then Loser (Lost job)

IF: WD 10:4 thru 11:4 = any entry of 1 and WD 11:5=2 and WD 12:5=1 or 2, then Leaver (left job)

IF: WD 10:4 thru 11:4 ≠ any entry of 1 and WD 10:1=6, then Loser (temporary layoff)

IF: WD 10:4 thru 11:4 ≠ any entry of 1 and WD 10:1=7, then Loser (indefinite layoff)

IF: WD 10:4 thru 11:4 ≠ any entry of 1 and 10:1=5 and 11:5=1 and 12:5=1 or 2, then Loser (New job to begin within 30 days)

IF: WD 10:4 thru 11:4 ≠ any entry of 1 and 10:1=5 and 11:5=2 and 12:5=1 or 2, then Leaver (New job to begin within 30 days)

New Entrants and Reentrants (Exclusive of Job Losers or Leavers)

IF: Not job loser or leaver and WD 12:5=1 or 2, then Reentrant

IF: Not job loser or leaver and WD 12:5=3 or 4, then New Entrant

3. Not in Labor Force. All civilians 14 years old and over who are not classified as employed or unemployed. These persons are further classified as "engaged in own home housework," "in school," "unable to work" because of long-term physical or mental illness, and "other." The "other" group includes, for the most part, retired persons, those reported as too old to work, the voluntarily idle, and seasonal workers for whom the survey week is an "off" season and who were not reported as unemployed. Persons doing only incidental unpaid family work (less than 15 hours) are also classified as not in the labor force.

For persons not in the labor force, data on previous work experience, intentions to seek work again, desire for a job at the time of interview, and reasons for not looking for work are asked only in those households that are in the fourth and eighth months of the sample, i.e., the "outgoing" groups, those which had been in the sample for three previous months and would not be in for the subsequent month.

These items are asked in question 24; see the questionnaire facsimile. Such persons have an ESR code of 4-7 in word 19, character 1 of each individual's record.

Finally, it should be noted that the unemployment rate represents the number of persons unemployed as a percent of the civilian labor force 16 years old and over. This measure can also be computed for groups within the labor force classified by sex, age, marital status, race, etc. The job loser, job leaver, reentrant, and new entrant rates are each calculated as a percent of the civilian labor force 16 years old and over; the sum of the rates for the four groups thus equals the total unemployment rate.

Layoff. A person who is unemployed but expects to be called back to a specific job. If he/she expects to be called back within 30 days, it is considered a temporary layoff; otherwise, it is an indefinite layoff.

Looking for Work. A person who is trying to get work or trying to establish a business or profession.

Marital Status. The marital status classification identifies three major categories: single (never married), married, and widowed or divorced. These terms refer to the marital status at the time of enumeration.

The category "married" is further divided into "married, civilian spouse present," "married, Air Force spouse present," and "married, spouse absent." A person is classified as "married, spouse present" if the husband or wife is reported as a member of the household even though he or she may be temporarily absent on business or on vacation, visiting, in a hospital, etc., at the time of the enumeration. Persons reported as separated are those with legal separations, those living apart with intentions of obtaining a divorce, and other persons permanently or temporarily estranged from their spouses because of marital discord and are included in the "married, spouse absent" category.

Month-In-Sample. The term is defined as the number of times a unit is interviewed. Each unit is interviewed eight times during the life of the sample.

Never Worked. A person who has never held a full-time civilian job lasting two consecutive weeks or more.

Nonrelative of Head With No Own Relatives in Household. A nonrelative of the head who has no relative(s) of his/her own in the household. This category includes such nonrelatives as a foster child, a ward, a lodger, a servant, or a hired hand, who has no relatives of his/her own living with him/her in the household.

Nonrelative of Head With Own Relatives (Including Spouse) in Household. Any household member who is not related to the head but has relatives of his/her own in the household; for example, a lodger, his/her spouse, and their son.

Other Relative of Head. Any relative of the head other than his wife; for example, child, father, mother, grandson, daughter-in-law, etc.

Part-Time, Economic Reasons. The file includes slack work, material shortages, repairs to plant or equipment, start or termination of job during the week, and inability to find full-time work. (See also Full-Time Worker.)

Wage and Salary Workers. Wage and salary workers receive wages, salary, commission, tips, or pay in kind from a private employer or from a governmental unit.

Workers. (See Labor Force--Employed.)

Years of School Completed. Data on years of school completed can be derived from the combination of answers to questions concerning the highest grade of school attended by the person and whether or not that grade is finished. Educational attainment applies only to progress in "regular" school. Such schools include graded public, private, and parochial elementary and high schools (both junior and senior high), colleges, universities, and professional schools, whether day schools or night schools. Thus, regular schooling is that which may advance a person toward an elementary school certificate or high school diploma, or a college, university, or professional school degree. Schooling in other than regular schools is counted only if the credits obtained are regarded as transferable to a school in the regular school system.

Part-Time, Other (Noneconomic) Reasons. The file includes labor dispute, bad weather, own illness, vacation, demands of home housework, school, no desire for full-time work, and full-time worker only during peak season.

Part-Time Work. Persons who work between 1 and 34 hours are designated as working "part-time" in the current job held during the reference week.

Race. The population is divided into three groups on the basis of race: White, Black, and "Other races." The last category includes Indians, Japanese, Chinese, and any other race except White and Black. In most of the published tables, "Other Races" are shown in combination with the Black population.

Reentrants. Persons who previously worked at a full-time job lasting two weeks or longer but who are out of the labor force prior to beginning to look for work.

School. A person who spent most of his time during the survey week attending any kind of public or private school, including trade or vocational schools in which students receive no compensation in money or kind.

Self-Employed. Self-employed persons are those who work for profit or fees in their own business, profession or trade, or operate a farm.

Spanish Origin. Persons of Spanish origin in this file are determined on the basis of a question, "What is the origin or descent of each person in this household?", that asked for self-identification of the person's origin or descent. Respondents are asked to select their origin (or the origin of some other household member) from a "flash card" listing ethnic origins. Persons of Spanish origin, in particular, are those who indicated that their origin was Mexican-American, Chicano, Mexican, Puerto Rican, Cuban, Central or South American, or other Spanish.

Unable to Work. A person is classified as unable to work because of long-term physical or mental illness, lasting six months or longer.

Unemployed. (See Labor Force.)

Unpaid Family Workers. Unpaid family workers are persons working without pay for 15 hours a week or more on a farm or in a business operated by a member of the household to whom they are related by birth or marriage.

Veteran Status. If a male served at any time during the four major wars of this century, the code for the most recent wartime service is entered. The following codes are used:

- 1 Vietnam era
- 2 Korean
- 3 WWI
- 4 WWII
- 5 Other Service
- 6 Nonveteran

GLOSSARY

CURRENT POPULATION SURVEY, MARCH 1983

Geographic Concepts

Geographic Division. An area composed of contiguous States, with Alaska and Hawaii also included in one of the divisions. (A State is one of the 51 major political units in the United States.) The nine geographic divisions have been largely unchanged for the presentation of summary statistics since the 1910 census.

Regions. There are four regions: Northeast, Midwest (formerly North Central),^{1/} West, and South. States and divisions within regions are presented below.

NORTHEAST REGION

New England Division

Connecticut
Maine
Massachusetts
New Hampshire
Rhode Island
Vermont

Middle Atlantic Division

New Jersey
New York
Pennsylvania

MIDWEST REGION

East North Central Division

Illinois
Indiana
Michigan
Ohio
Wisconsin

West North Central Division

Iowa
Kansas
Minnesota
Missouri
Nebraska
North Dakota
South Dakota

WEST REGION

Mountain Division

Arizona
Colorado
Idaho
Montana
Nevada
Utah
Wyoming

Pacific Division

Alaska
California
Hawaii
Oregon
Washington

^{1/} The Midwest Region was designated as the North Central Region until June 1984.

SOUTH REGION

East South Central Division


Alabama
Kentucky
Mississippi
Tennessee

West South Central Division

Arkansas
Louisiana
Oklahoma
Texas

South Atlantic Division

Delaware
District of Columbia
Florida
Georgia
Maryland
North Carolina
South Carolina
Virginia
West Virginia



ATTACHMENT 4

NOTE TO USERS

There are several record layouts comprising the January 1984 Current Population Survey technical documentation. Record layouts illustrating basic data collected comprise Attachments 5, 8 and 9 for interviewed households, Attachment 6 for noninterviewed Type A households, Attachment 7 for noninterviewed Type B or C households (see items 14 and 15 on the questionnaire for examples of each type). The record layout(s) for supplemental data collected then follows.


Interview and Noninterview Record Layouts. Record layouts are similar for both interviewed and noninterviewed households. Geographic data are provided for both types of records, but employment figures are furnished only for interviewed households. For noninterviewed households, these corresponding character positions are blank or padded. However, in word 7, characters 1 and 2, interview records show data for item 20, whether the household member worked last week and range of hours worked; noninterview Type A records show race of head and reason for noninterview; noninterview Types B and C records show reason for noninterview.

Records for households for which no interviews were obtained are located at the beginning of each identified geographic area. These noninterview records, having the same record length as an interviewed person's record, occasionally contain codes or numerical values that fall within a valid range of values but are analytically meaningless since these records do not represent actual person records. These records are identified by having a numerical code of "2" or "3" in word 1, character 1 of each new record. To eliminate these records and prevent the inadvertent analysis of "non-person" records, data users should select only those cases identified by a numerical code of "1" (representing an interview record) in the first column of each record.

Calculating Location of Data Within a Word. In the record layout, location of data is indicated by character position within a word. Each work signifies six character positions on the tape. To determine the location of specific data, calculate the number of positions allocated for all previous words; then, to that figure, add the character location (1-6) specified within the designated word. For example, data for major activity last week (Attachment 5, page 12) corresponds to word 9, character 1. Multiplying the number of previous words by the number of character positions per word equals 48 positions allocated for data. Thus, the first character of word 9 is located in position 49.

8	Number of previous words
<u>x 6</u>	Number of character positions per word
48	Number of positions allocated for data
<u>+ 1</u>	Character positions within designated word
49	Location of data for word 9, character 1

To determine the location of data reflecting the reason a respondent works less than 35 hours a week (word 9, characters 5-6), repeat the above calculations except substitute a "5" (noting character position within word) in place of the "1". Calculations show that this item occupies character positions 53 and 54.



ATTACHMENT 5
 CURRENT POPULATION SURVEY
 ADULT INTERVIEW RECORD LAYOUT
 FOR STANDARD TAPE COPIES
 (Beginning January 1984)

Attachment A

Page 1

Word	Char.	Characteristic	Universe	Description
1	1	Record type	All	Interviewed Adult
2	2	Month in Sample (Recorded from Month and Rotation)	All	1-0
3	3	Blank		
4-15	4-6 1-6	Household ID Number	All	
3	1-3			
16	4	Region (From H.S.T.)	All	1 2 3 4 Northeast North Central South West

1/ MST: Master Segment Tape; supplies all geographic identifiers for CPS data.

-more-

Word	Char.	Characteristic	Universe	Description	Region 1	Region 2	Region 3	Region 4					
173	5	Division (From H.S.T.)	All	New England Middle Atlantic East North Central West North Central South Atlantic East South Central West South Central Mountain Pacific	1	2	3	4					
17-18	5-6	State (Int. digit of State Code is Division Code) (From H.S.T.)	All	<u>New England Division</u> Maine New Hampshire Vermont Massachusetts Rhode Island Connecticut <u>Middle Atlantic Division</u> New York New Jersey Pennsylvania	11	12	13	14	15	16	21	22	23

-more-

Description

(Inverso)

Char.	Characteristic	All	Description	
3	State (1st digit of State Code in Division Code) (From U.S.T.) (Cont.)		<u>East North Central Division</u>	
5			Ohio	31
			Indiana	32
			Illinois	33
			Michigan	34
			Wisconsin	35
			<u>West North Central Division</u>	
			Minnesota	41
			Iowa	42
			Missouri	43
			North Dakota	44
			South Dakota	45
			Nebraska	46
			Kansas	47
			<u>South Atlantic Division</u>	
			Delaware	51
			Maryland	52
			District of Columbia	53
			Virginia	54
			West Virginia	55
			North Carolina	56
			South Carolina	57
			Georgia	58
			Florida	59
			<u>East South Central Division</u>	
			Kentucky	61
			Tennessee	62
			Alabama	63
			Mississippi	64

-more-

Attachment A

Form	Char.	Characteristic	Universe	Description	
3	5-6	State (1st digit of State Code in Division Code) (From U.S.T.) (Cont'd)	All	<u>West South Central Division</u>	71 72 73 74
				Arkansas	
				Louisiana	
				Oklahoma	
				Texas	
				<u>Mountain Division</u>	81 82 83 84 85 86 87 88
				Montana	
				Idaho	
				Wyoming	
				Colorado	
				New Mexico	
				Arizona	
				Utah	
				Nevada	
				<u>Pacific Division</u>	91 92 93 94 95
				Washington	
				Oregon	
				California	
				Alaska	
				Hawaii	

-more-

Word	Char.	Characteristic	Universe	Description
19-20	1-2	State Bankings (From H.S.T.)	All	1970 Bankings
				01 California
				02 New York
				03 Pennsylvania
				04 Texas
				05 Illinois
				06 Ohio
				07 Michigan
				08 New Jersey
				09 Florida
				10 Massachusetts
				11 Indiana
				12 North Carolina
				13 Missouri
				14 Virginia
				15 Georgia
				16 Wisconsin
				17 Tennessee
				18 Maryland
				19 Minnesota
				20 Louisiana
				21 Alabama
				22 Washington
				23 Kentucky
				24 Connecticut
				25 Iowa
				26 South Carolina
				27 Oklahoma
				28 Kansas
				29 Mississippi
				30 Colorado

Attachment A

Item	Char.	Characteristic	Inventory	Description	
4	1-2	State Buildings (Cont.) (From A.B.T.)	All	Oregon	31
				Arkansas	32
				Arizona	33
				West Virginia	34
				Nebraska	35
				Utah	36
				New Mexico	37
				Maine	38
				Wade Island	39
				Hawaii	40
				District of Columbia	41
				New Hampshire	42
				Idaho	43
				Montana	44
				South Dakota	45
				North Dakota	46
				Delaware	47
				Nevada	48
				Vermont	49
				Wyoming	50
				Alaska	51

-more-

Word Char. Characteristic

Universe

Description

3-4 SISA Bankings (From H.S.T.)

SISA's

1970 Banking

00	Not an SISA and all	
01	other SISA's	
	New York, N.Y.	
02	Los Angeles-Long Beach,	
	Calif.	
03	Chicago, Ill.	
04	Philadelphia, Pa. - N.J.	
05	Detroit, Mich.	
	San Francisco-Oakland,	
	Calif.	
06	Washington, D.C.-W.-Va.	
07	Boston, Mass.	
08	Nassau-Suffolk, N.Y.	
09	Pittsburgh, Pa.	
10	St. Louis, Mo.-Ill.	
11	Baltimore, Md.	
12	Cleveland, Ohio	
13	Houston, Texas	
14	Newark, N.J.	
15	Minneapolis-St. Paul, Minn.	
16	Dallas, Texas	
17	Seattle-Everett, Wash.	
	Anaheim-Santa Ana-	
	Garden Grove, Calif.	
19	Milwaukee, Wis.	
20	Atlanta, Ga.	
21	Cincinnati, Ohio - Ky.	
22	Paterson-Cifton-Passaic,	
	N.J.	
23	San Diego, Calif.	
24	Buffalo, N.Y.	
25	Miami, Fla.	
26	Kansas City, Mo.-Kan.	
27	Denver, Colo.	
28	San Bernardino-Riverside-	
	Ontario, Calif.	
29		

-RORO-

Attachment A

Description

Universe

Characteristic

Word

Count

Word	Count	Characteristic	Universe	Description
1	3-4	SMSA Rankings (Cont.) (From H.S.T.)	SMSA's	30 Indianapolis, Ind. 31 San Jose, Calif. 32 New Orleans, La. 33 Tampa-St. Petersburg, Fla. 34 Portland, Ore. 36 Columbus, Ohio 38 Rochester, N.Y. 42 Sacramento, Calif. 44 Fort Worth, Texas 45 Birmingham, Ala. 46 Albany-Schenectady-Troy, N.Y. 48 Norfolk-Portsmouth, Va. 49 Akron, Ohio 53 Gary-Hammond-East Chicago, Ind. 57 Greensboro-Winston-Salem-High Point, N.C.
23	5	Item 1 - INTERVIEWER CHECK ITEM	All	Blank or Impossible Only CPS-1 for household First CPS-1 of cont. household Second CPS-1 of cont. household Third, fourth, etc. CPS-1
24	6	Blank		

--more--

Word	Char.	Characteristic	Universe	Description
25-27	1-3	Blank		
28-30	4-6	Item 10 - INTERVIEWER CODE	All	Blank or Impossible in any digit
31-6	1	Item 12 - LINE NO. WOULD RESP.	All	Blank or Impossible
32	2	Item 13 - TYPE INTERVIEW	All	Non W'dld Resp.
33-34	3-4	Item 11 - DATE COMPLETED	All	Blank or Impossible
35	5	Item 26A1--Is . . . attending or enrolled in a high school, college or university?	Item 26=1	Personal Tel. - Regular Tel. - Callback ICR Filled
36	6	Item 26A2--Verification of Item 26A1	Item 26A1=1	Day of Month Yes No High School, College or Univ.

-NA, or
N/A-M/D
(Excluding I--)

1-6
7

--- or
10-29

1
2

1
2

Attachment A

Word	Char.	Characteristic	Universe	Description	
37	1	Item 20 - Did...do any work at all LAST WEEK?	All	Blank or Impossible Yes No	1 2
38	2	Item 20B - INTERVIEWER CHECK	All	Blank or Impossible 1-30 hours 35-40 hours	1 2 3
39	3	Item 21 - Did...have a job or business from which he was temporarily absent, or on layoff LAST WEEK?	All	Blank or Impossible Yes No	1 2
40	4	Item 22 - Has...been looking for work during the past 4 weeks?	All	Blank or Impossible Yes No	1 2
41	5	Item 24 - INTERVIEWER CHECK ITEM	All	Blank or Impossible Unit is in continuing rotation Unit is in departing rotation	1 2
42	6	Blank			

-more-

Attachment A

Word	Char.	Characteristic	Universe	Description	
43	1	Land Usage (Recode) (Filled using Urban/Rural Code from M.S.T. and CPS-1 Document Items 5a. and 5b-new in Feb. '76) Recode reflects "old" Farm Definition. (EFFECTIVE APRIL 1984: Reflects New Farm Definition)	All	Nonfarm Farm	1 2, 3
44-45	2-3	Item 4 - TYPE OF LIVING QUARTERS (Recode)	All	<u>Housing Unit</u> HU, apt., flat HU in nontransient hotel, etc. HU, permanent, in trans. hotel, motel, etc. HU in rooming house Mobile home or Trailer HU not specified above <u>Other Unit</u> Qtr. not HU in rooming or boarding house; Unit not permanent in trans. hotel, motel, etc. Tent or trailer site Other not HU	01 02 03 04 05 06 07 08 09 10
46	1	New Farm Definition (Recode) Effective February 1976. (Filled using Urban/Rural Code from M.S.T. and CPS-1 Document Items 5a. and 5b.)	All	Nonfarm Farm	1 2, 3

-more-

Attachment A		Universe		Description	
Word	Char.	Characteristic	Universe	Description	Number of Hours
47	0	Blank			01-99
48	6	Item 9 - HOUSEHOLD NUMBER	All		
49	1	Item 19 (Necess) - What was...doing most of LAST WEEK (Major Activity)?	All		
50-51	2-3	Item 20A - How many hours did...work LAST WEEK at all jobs?	FSM 1		
52	4	Item 20C - Does...USUALLY work 35 hours or more a week at this job?	FSM 1 & Item 20A less than 35 hours	Yes No	1 2
53-54	5-6	Item 20C - How many less than 35 hours a week (Recorded)	FSM 1 & Item 20A less than 35 hours	Blank work Material shortage Plant or machine repair New job started during week Job terminated during week Could find only part-time work Holiday (Legal or Religious) Labor dispute Bad weather Out illness Too busy with house, school, etc. Did not want full-time work Full-time work week under 35 hours Other reason	01 02 03 04 05 06 07 08 09 10 11 12 13 14 15

Attachment A

Word	Char.	Characteristic	Universe	Description
55	10	1	FSR 2	<p>Own illness</p> <p>On vacation</p> <p>Bad weather</p> <p>Labor dispute</p>
			FSR 3	<p>New job to begin within 30 days</p> <p>Temporary layoff (under 30 days)</p> <p>Indefinite layoff (30 days or more or no definite recall date)</p>
56	2	2	FSR 2	Other
			FSR 2	Yes
			FSR 2	No
			FSR 2	Self employed
57	3	3	FSR 2	Yes
			FSR 2	No
58	4	4	FSR 3	Blank Entry
59	5	5	FSR 3	Blank Entry

-more-

Attachment A		Characteristic	Universe	Description	
Word	Count				
60	6	Item 22A - Methods (Cont)	ESR 3	Blank Entry	1
		Checked with employer directly.		Blank Entry	1
61	1	Checked with friends or relatives.	ESR 3	Blank Entry	1
62	2	Placed or answered ads.	ESR 3	Blank Entry	1
63	3	Networking	ESR 4-7	Blank Entry	1
64	4	Other	ESR 3	Blank Entry	1
65	5	Item 22B - Why did...start looking for work?	ESR 3 Except layoff in Item 21A, codes 6 & 7	Lost job Quit job Left school Wanted temporary work Other	1 2 3 4 5
66-67	12	Item 22C - Weeks unemployed (New job starting in 30 days, weeks laid off, or weeks looking for work)	ESR 3	Number of Weeks	(X)-99
68	2	Item 22D - Has...been looking for full-time or part-time work?	ESR 3	Full Part	1 2

-more-

Word	Char. or Qual.	Universe	Description	Yes	No
69	Item 22E - Digit 1 - Is there any reason why...could not take a job LAST WEEK?	ESR 3		1	2
70	Item 22E - Digit 2 - Is there any reason why...could not take a job LAST WEEK?	ESR 3 & 4 Yes in Digit 1	Already had a job Temporary illness	1	2
71	Item 22F - When did...last work at a full-time job or business lasting 2 consecutive weeks or more? (Recorded)	ESR 4-7	Going to school Other	3	4
72	Item 24A - When did...last work for pay at a regular job or business, either full- or part-time?	ESR 3 Re-entrants to Labor Force New entrants to Labor Force	In last 5 years Before last 5 years Never worked full-time 2 weeks or more Never worked at all	1	2
		ESR 4-7 and Health in Sample in 4 or 0 (Departing rotations)	Within past 12 months 1 up to 2 years ago 2 up to 3 years ago 3 up to 4 years ago 4 up to 5 years ago 5 or more years ago Never worked	1	2

-more-

Attachment A

Word	Char.	Characteristic	Universe	Description	
73	1	Item 2/10 - Why did...leave that job?	FSR 4-7 and 1-5 in Item 2/1A	Personal, family or school health Retirement or old age Seasonal job completed Black work or business conditions Temporary nonseasonal job completed Manufactactory work arrangements Other	1 2 3 4 5 6 7 8
74	2	Item 2/10 - Don't...want a regular job now, either full- or part-time?	FSR 4-7 and 1-5 in Item 2/1A	Yes Maybe, it depends No Don't know	1 2 3 4
75	3	Item 2/10 - What are the reasons...is not looking for work?	Item 2/10 in 1 or 2.	Blank Entry	1
76	4	Reason through 15:1. Multiple entries possible.	Item 2/10 in 1 or 2	Blank Entry	1
77	5	Believes no work available in line of work or area	Item 2/10 in 1 or 2	Blank Entry	1
78	6	Couldn't find any work	Item 2/10 in 1 or 2	Blank Entry	1
		Lacks necessary schooling, training, skills or experience.	Item 2/10 in 1 or 2	Blank Entry	1
		Employers think too young or too old	Item 2/10 in 1 or 2	Blank Entry	1

-more-

Attachment A

Item	Char.	Characteristic	Universe	Description
79	1	Item 24D - Reasons (Cont.)	Item 24C in 1 or 2	Blank Entry
80	2	Other personal handicap in finding job	Item 24C in 1 or 2	Blank Entry
81	3	Can't arrange child care	Item 24C in 1 or 2	Blank Entry
82	4	Family responsibilities	Item 24C in 1 or 2	Blank Entry
83	5	In school or other training	Item 24C in 1 or 2	Blank Entry
84	6	All health, physical disability	Item 24C in 1 or 2	Blank Entry
85	1	Other	Item 24C in 1 or 2	Blank Entry
86	2	Don't know	Item 24C in 1 or 2	Blank Entry
		Item 24E - Does... intend to look for work of any kind in the next 12 months?	Fill 4-7 and Month in Sample in 4 or 8 (Departing rotations)	Yes If depends No Don't know

-more-

Attachment A

Ident	Char.	Characteristic	Subgroup	Header	Header
87	3	Item 23E - Name of worker (Filled and Received).	a) FSN 1 or 2 b) FSN 3 c) FSN 4-7, Health In Sample In 4, or 0 & Item 24A In 1-5.	Private Government Self employed Without pay Never worked or Never worked Full-Time	1 2 3 4 5
88-90	4-6	BLANK			
91-93	1-3	BLANK			
94-95	4-5	Item 10A - LINE NUMBER	All		01-39
96	6	Item 10B - RELATIONSHIP TO HEAD OF HOUSEHOLD (Recode from Relationship To Reference Person)	All		1 2 3 4 5 6

Head with other relatives (incl. wife) in household
 Head with no other relatives in household
 Wife of head
 Other relative of head
 Nonrelative of head with own relatives (incl. wife) in household
 Nonrelative of head with no relatives in household

Word	Char.	Characteristic	Universe	Description	14-99
177	1-2	Item 10D - AGE	All		
99	3	Item 10E - MARITAL STATUS (Recode)	All	Married, civilian spouse present 1 Married, Armed Force spouse present 2 Married, spouse absent (incl. separated) 3 Widowed or divorced 4 Never Married 5	
100	4	Item 10J - RACE (Recode)	All	White 1 Black 2 Other 3	
101	5	Item 10G - SEX	All	Male 1 Female 2	
102	6	Item 10G - VETERAN STATUS	Males	Vietnam Era 1 Korean War 2 World War II 3 World War I 4 Other Service 5 Nonveteran 6	

--more--

Attachment A

Description

Universe

Characteristic

Char.

Word

01
 02
 03
 04
 05
 06
 07
 08
 09
 10
 11
 12
 13
 14
 15
 16
 17
 18
 19

All

HIGHEST GRADE
 (OF SCHOOL) ATTENDED

1-2

10

103-104

1
 2

All

GRADE COMPLETED

3

105

Yes
 No

All

PADDING

4

106

16-24 Years of Age
 All Others

All

Interview Check
 Item: This person is

6

107

--more--

Attachment A

Word	Char.	Characteristic	Value	Description
19	1	Full - Employment Status Person (Last blank)	All	Working with job, not at work
110	2	Item 26B--Is...enrolled in school as a full-time or part-time student?	All	Looking
111	3	Indicator for principal person of household	All 1/	Not in Labor Force
112-114	4-6	Segment Count (Within Work Unit)	All	School Unable Other (Included Not in Full-time Part-time
115-117	1-3	Work Unit Number (From Breaker Sheet)	All	No Ind
118-119	4-5	Month	All	991-999
120	6	Year - Last Digit	All	001 or 001-999 999 Assigned
21 & 22	All	Final Digit	All	01-12 0-9

1/ This position is filled for all records on this file. Adults are filled as listed above. Children (0-13 years old) are plugged "2". Noninterviews are plugged "1" as a household indicator.

-more-

Next page is 23.

There is no page 22.

Attachment A

Word	Char.	Characteristic	Universe	Description
133-138 133-123	1-6	PADDING		
139-141/24	1-3	PADDING		
142-144	1-6	JOURNAL	All	No. of errors charged to Enumerator 000-999
145-146/25	1-2	Blank		
147	3	PADDING		
148-150	1-6	Blank		
151-26	1	SMSA Status Code	All	SMSA Non SMSA Not Identifiable
152	2	Central City Status Code	All	Central City Balance of SMSA Non SMSA Not Identifiable
153	3	Blank		3 million
154	4	SMSA Size (From M.S.T. - reflecting 1970 Census Population)	All	1 million-2,999,999 Not Identifiable

-more-

Characterizable

Universe

Item 101 - ETHNICITY

All

- 1 Mexican American
- 2 Chilean
- 3 Mexican (Mexicano)
- 4 Puerto Rican
- 5 Cuban
- 6 Central or South American
- 7 Other Spanish
- 8 All other
- 9 Don't know
- A NA

155 26

5

Word

Char.

Characterizable

Universe

156

PADDING

6

157-158 27

1-2

Weighting Age Recode

All

- 14-15 Years old
- 16-17
- 18-19
- 20-21
- 22-24
- 25-29
- 30-34
- 35-39
- 40-44
- 45-49
- 50-54
- 55-59
- 60-64
- 62-64
- 65-69
- 70-74
- 75+

- 01
- 02
- 03
- 04
- 05
- 06
- 07
- 08
- 09
- 10
- 11
- 12
- 13
- 14
- 15
- 16
- 17

Attachment A

Word	Char.	Characteristic	Universe	Description
139	27	Blank		
160	4	RACE Recode	ALL	White Other
161	5	Blank		
162	6	Blank		
163	21	Part time status	ALL	P.T. for Econ. reason Vol. Part time workord All other

-more-

Attachment A	Item	Char.	Characteristic	Universe	Description	
	164 2d	2	Race-Sex Record	All	Male white Female white Male other Female other	1 2 3 4
	165	3	Agri. Wage and Salary	All	Not in Universe In Universe	0 1
	166	4	Labor Force status	All	Civilian Labor Force Not in Labor Force	3 4
	167	5	Full time or part time status	All	Not in Labor Force Employed full time Part time for economic reasons Unemployed full time Employed part time Unemployed part time	0 1 2 3 4 5
	168	6	Experienced Labor Force Employment Status	All	Not in experienced labor force Employed Unemployed	0 1 2
	169 29	1	Household relationship	All	Male head, living with relatives Male head, living without relatives Male relative of head Male nonrelative of head Female head, living with relatives Female head, living without relatives Wife of head Female relative of head Female nonrelative of head	1 2 3 4 5 6 7 8 9

Attachment A

Word	Chr.	Characteristic	Universe	Description
170	29	2	Employed Class of Worker	Not Employed 0 Private 1 Government 2 Self-employed 3 Unpaid family 4
171	3	BLANK		
172	4	Labor Force by Time worked or lost	All	Not in Labor Force 0 At work 1 With job, not at work 2 Unemployed, seeking full time 3 Unemployed, seeking part time 4
173	5	Duration of unemployment	All	Not unemployed 0 Less than 5 weeks 1 5 and 6 weeks 2 7 to 10 weeks 3 11 to 14 weeks 4 15 to 26 weeks 5 27 to 39 weeks 6 40 to 51 weeks 7 52 weeks and over 8

-more-

Attachment A		Universe		Description	
Word	Char.	Characteristic	Universe	Not in Universe	In Universe
174	6	Civilian Labor Force	All	0	1
175	1	Unemployed	All	0	1
176	2	Unemployed 15 weeks or more	All	0	1
177	3	Other HIR	All	0	1
178	4	Full Time Labor Force	All	0	1
179	5	Looking for full time work	All	0	1
180	6	Wage and salary worker	All	0	1
181	1	Employed persons	All	0	1
182	2	Employed persons (Excluding farm worker & Private World Workers)	All	0	1
183	3	Experienced Labor Force	All	0	1
184	4	Full time experienced Labor Force	All	0	1

Attachment A

Year

31

Characteristic

Full time employed and economic part time

All

Universe

Not in Universe

0

1

Non-agriculture industries

All

Not in Universe

0

1

Non-agriculture wage and salary worker

All

Not in Universe

0

1

Agriculture

All

Not in Universe

0

1

BLANK

1889

BLANK

1890

Manufacturing wage and salary

All

Not in Universe

0

1

Private wage and salary

All

Not in Universe

0

1

Part time for noneconomic reasons

All

Not in Universe

0

1

Persons seeking full time work (H & S)

All

Not in Universe

0

1

Unemployed with no previous work experience

All

Not in Universe

0

1

-none-

1889

1890

1891

1892

1893

1894

1895

63

63

63

Attachment A

Year	Char.	Characteristic	Universe	Description	
196	4	Full Time Labor Force Recode	All	Not in Universe Employed Full Time Looking for Full Time Work	0 3 4 0
197	5	Program Signal	All		1
198	6	Program Signal	All		00
199-200	1-2	Age 1	All	16-15 16-17 18-19 20-24 25-34 35-44 45-54 55-59 60-64 65+	01 02 03 04 05 06 07 08 09
201-202	3-4	Age 1A (16-21 years)	All	Not 16-21 16-21 Yrs. School 16-21 Yrs. Other	00 10 11
203-204	5-6	Age 2	All	Less than 25 years 25-29 30-34 35-39 40-44 45-49 50-54 55-59 60-64 65-69 70+	00 01 02 03 04 05 06 07 08 09 10 11

-more-

Attachment	Char.	Characteristic	Universe	Description	
				Major Activity	Other
205-20635	1-2	Major Activity Ages 16-24	All	Age School	FBI
				1	19
				2	20
				3	21
				4	22
				5	23
				6	24
				7	25
				8	26
				9	27
				All Others	00
207-208	3-4	Age 4	All	Less than 55 years	00
				55 years	01
				56 "	02
				57 "	03
				58 "	04
				59 "	05
				60 "	06
				61 "	07
				62 "	08
				63 "	09
				64 "	10
				65 "	11
				66 "	12
				67 "	13
				68 "	14
				69 "	15
				70 "	16
				71 "	17
				72 "	18
				73 "	19
				74 "	20
				75+	21

-MOFO-

Attachment A

Word	Char.	Characteristic	Universe	Description																																																							
209-210-35	5-6	Employed status (civilian noninstitutional population)	All	<p>Employed in Agriculture 01</p> <p>Employed in Nonagriculture 02</p> <p>Unemployed 03</p> <p>Unemployed</p> <p>Male 04</p> <p>School 05</p> <p>Unable 06</p> <p>Other</p> <p>Unpaid family worker (1-14 hours.) Agriculture 07</p> <p>Unpaid family worker (1-14 hours.) Nonagriculture 08</p> <p>Farm residents 09</p> <p>Nonfarm residents 10</p>																																																							
211-212-36	1-2	Marital status by age 1	All	<table border="1"> <thead> <tr> <th>Age</th> <th>Single</th> <th>Mar</th> <th>Wid</th> <th>Div</th> </tr> </thead> <tbody> <tr> <td>16-17</td> <td>01</td> <td>12</td> <td>23</td> <td>36</td> </tr> <tr> <td>18-19</td> <td>02</td> <td>13</td> <td>24</td> <td>35</td> </tr> <tr> <td>20-24</td> <td>03</td> <td>14</td> <td>25</td> <td>34</td> </tr> <tr> <td>25-34</td> <td>04</td> <td>15</td> <td>26</td> <td>37</td> </tr> <tr> <td>35-44</td> <td>05</td> <td>16</td> <td>27</td> <td>38</td> </tr> <tr> <td>45-54</td> <td>06</td> <td>17</td> <td>28</td> <td>39</td> </tr> <tr> <td>55-59</td> <td>07</td> <td>18</td> <td>29</td> <td>40</td> </tr> <tr> <td>60-64</td> <td>08</td> <td>19</td> <td>30</td> <td>41</td> </tr> <tr> <td>65+</td> <td>09</td> <td>20</td> <td>31</td> <td>42</td> </tr> <tr> <td>Less than 16 years old - 00</td> <td></td> <td></td> <td></td> <td></td> </tr> </tbody> </table>	Age	Single	Mar	Wid	Div	16-17	01	12	23	36	18-19	02	13	24	35	20-24	03	14	25	34	25-34	04	15	26	37	35-44	05	16	27	38	45-54	06	17	28	39	55-59	07	18	29	40	60-64	08	19	30	41	65+	09	20	31	42	Less than 16 years old - 00				
Age	Single	Mar	Wid	Div																																																							
16-17	01	12	23	36																																																							
18-19	02	13	24	35																																																							
20-24	03	14	25	34																																																							
25-34	04	15	26	37																																																							
35-44	05	16	27	38																																																							
45-54	06	17	28	39																																																							
55-59	07	18	29	40																																																							
60-64	08	19	30	41																																																							
65+	09	20	31	42																																																							
Less than 16 years old - 00																																																											
213-214	3-6	Marital status by activity Age 1A	All	<table border="1"> <thead> <tr> <th>Activity</th> <th>Single</th> <th>Mar</th> <th>Wid</th> <th>Div</th> </tr> </thead> <tbody> <tr> <td>School</td> <td>10</td> <td>21</td> <td>32</td> <td>43</td> </tr> <tr> <td>Other</td> <td>11</td> <td>22</td> <td>33</td> <td>44</td> </tr> <tr> <td>Not 16-21 years old - 00</td> <td></td> <td></td> <td></td> <td></td> </tr> </tbody> </table>	Activity	Single	Mar	Wid	Div	School	10	21	32	43	Other	11	22	33	44	Not 16-21 years old - 00																																							
Activity	Single	Mar	Wid	Div																																																							
School	10	21	32	43																																																							
Other	11	22	33	44																																																							
Not 16-21 years old - 00																																																											

-more-

Word Char. Characteristic

Industry

Occupation

Word	Char.	Characteristic	Industry	Occupation
215-21636	5-6	Major Industry (II)	Civ. Labor Force	Never Worked
				00 Agriculture
				01 Mining
				02 Construction
				03 Manufacturing
				04 Durable goods
				05 Non-durable goods
				Transportation and public utilities
				Postal
				06 Other transportation
				07 Other utilities
				08 Wholesale and retail trade
				09 Wholesale trade
				10 Retail trade
				11 Finance, insurance, and real estate
				12 Private household service
				13 Miscellaneous service
				14 Business and repair
				15 Personal, except private household
				16 Entertainment and recreation
				17 Medical, except hospitals
				18 Hospitals
				19 Welfare and religious
				20 Education
				21 Other professional services
				22 Forestry and fisheries
				Public administration (AP)

1/ Starting with January, 1983, "postal" workers were moved from "Public Administration" and placed under "Transportation", "Railroads and railway express" were included with "Other transportation".

2/ Starting in January, 1983, "Public Administration" includes the category "Armed Forces" which is restricted to unemployed persons who reported one of the military services as being their last job.

1/ 2/

-ROR-

Attachment A

Word Char. Character Int. E

Description

Inverse

217-218 37

1-2 BLANK

3-6

Client of worker
Employed-Unemployed

Div. Labor
Force

Q/A
Private
Government (Federal,
Local, and State)
Self-employed
Unpaid family
Never Worked

EMP 01 02 03 04
UNEMP 05 06 07 08 09

219-220

-more-

Attachment A

Page 35

Word Char. Characteristic Industry Description

221-222 37 5-6 1 Major Industry (1)

Agriculture, Private Household
workers & never worked 00

Mining 01

Construction 02

Manufacturing 03

Durable goods 04

Non-durable goods

Transportation and public
utilities

Postal 05

Other transportation 06

Other utilities 07

Wholesale and retail trade

Wholesale trade 08

Retail trade 09

Finance, insurance, and real
estate 10

Miscellaneous services 11

Business and repair

Personal, except private
household 12

Entertainment and recreation 13

Medical, except hospitals 14

Hospitals 15

Welfare and religious 16

Education 17

Other professional services 18

Forestry and fisheries 19

Public administration 20

Gov. Labor
force

1/ 2/ See page 33!

1/ 2/

-more-

Revised 3/04

Form	Char.	Characteristic	Industry	Inventory	Description
------	-------	----------------	----------	-----------	-------------

223-224

30	1-2	Detailed Industry	Civ. Labor Force	Never Worked	00
				Goods-producing industries	01
				Agricultural production	02
				Agricultural services	03
				Mining	04
				Construction	
				Manufacturing	
				Durable goods	
				Ferber	06
				Furniture	07
				Stone, clay, glass	08
				Primary metals	09
				3/ Fabricated metals (incl. not spec. metal)	10
				Machinery, exc. elect.	11
				Electrical equipment	12
				Transportation equipment	
				Automobiles	13
				Aircraft	14
				Other transportation equip.	15
				Instruments	16
				Miscellaneous	17
				Non-durable goods	
				Food	18
				Tobacco	19
				Textiles	20
				Apparel	21
				Paper	22
				Printing	23
				Chemicals	24
				Petroleum	25
				Rubber and plastics	26
				Leather and not specified	27
				Manufacturing	

3/ Starting in January, 1983, "Ordnance" was combined with "Fabricated metals."

-NONE-

Attachment A

Word	Char.	Characterizable	UNIVERSE	DESCRIPTION
30	1-2	Notated Industry (Cont.)	Civ. Labor Force	Service-producing industries
				Transportation and public utilities
				Postal
				Other transportation
				Communications
				Other public utilities
				Trade
				Wholesale
				Retail
				Eating and drinking places
				Other retail
				Finance, insurance, and real estate
				Banking and other finance
				Insurance and real estate
				Private household service
				Miscellaneous services
				Business and repair
				Business
				Repair
				Personal services, except private household
				Entertainment and recreation
				Professional services
				Medical, except hospitals
				Hospitals
				Welfare and religious
				Educational
				Other professional
				Forestry and fisheries
				Public administration
				Armed Forces
				Other federal
				State
				Local

1/2/ See page 33.

Attachment A

Unit	Char.	Character	Info	Universe	Description
------	-------	-----------	------	----------	-------------

225-2207 3-6 BLANK

228-229 39

1-2 Manufacturing

Civ. Labor Force

Never worked or not reg. Inv. (X)

- 02 Lumber
- 03 Furniture
- 04 Stone, clay, glass
- 05 Primary metals
- 06 Fabricated metals (Incl. not upon metal)
- 07 Machinery, exc. elect.
- 08 Electrical equipment
- 09 Transportation equipment
- 10 Automobiles
- 11 Aircraft
- 12 Other transportation equipment
- 13 Instruments
- 14 Miscellaneous

3/ See page 36.

-more-

Attachment A

Word	Char.	Characteristic	Universe	Description	
39	1-2	Manufacturing (Cont.)	Civ. labor Force	Nonurable goods	14
				Food	15
				Tobacco	16
				Textiles	17
				Apparel	18
				Paper	19
				Printing	20
				Chemicals	21
				Petroleum	22
				Rubber and plastics	23
				leather and not specified	00
				manufacturing	01
				Unemployed and HILF	02
				with a job but not at work	03
				Illness	04
				Vacation	05
				Bad weather	06
				Labor dispute	07
				All other	08
				At work	09
				1-4 hours	10
				5-14 hours	11
				15-21 hours	12
				22-29 hours	13
				30-34 hours	14
				35-39 hours	15
				40 hours	16
				41-47 hours	17
				48 hours	18
				49-59 hours	19
				60 hours or more	20

3-4 Nonat not at work or hours at work

All

-more-

230-231

Attachment A

Word	Unit	Characterizable	Description
232-2337	5-6	ESR = 1 (Person's at work) and 20A is less than 35	Usually full time, part time for nonseasonal reasons Usually work full time, part time for seasonal reasons 1-4, hour 5-14, hour 15-27 hour 30-34, hour Usually work part time, seasonal reasons 1-4, hour 5-14, hour 15-27 hour 30-34, hour Usually work part time, nonseasonal reasons 1-4, hour 5-14, hour 15-27 hour 30-34, hour
232-23510	1-2	ESR = 1 (At Work) and 20A is less than 35	Not in Uniform Usually work full time Stock work Material shortages plant or machine repair New job started Job terminated Holiday Labor dispute Bad weather Own illness On vacation All other

Detailed reason by
hours 1-34

Attachment A

Word	Char.	Characteristic	Universe	Description
40	1-2	Detailed reason by hours 1-3, (Cont)	ESR = 1 (At work) and 20A to 100 thru 35	11 Usually work part time 12 Slack work 13 Could find only part time work 14 On illness 15 Too busy or did not want full time 16 Full-time work work in under 35 hours All other
236-237	3-4	Reason not at work and pay status	ESR = 2 (with job) not at work)	00 Not in universe Usually work full time paid 01 Vacation 02 Illness 03 All other 04 Not Paid 05 Vacation 06 Illness All other Usually work part time: 1 paid 07 Vacation 08 Illness 09 All other 10 Not Paid 11 Vacation 12 Illness All other
238-239	5-6	Program Siginl	All	50
41 thru 42		PADDING		
240-252				

-more-

The next page is 43.

Word	Char.	Characteristic	Universe	Description
253-264 43 and 44	ALL	Earnings Weight for All Races	Eligible for Earnings 1/	Two implied decimal places, right justified, space filled
265-276 45 and 46	ALL	Earnings Weight for Spanish	Eligible for Earnings 1/ and Ethnicity = Spanish	Two implied decimal places, right justified, space filled
277-288 47 and 48	ALL	PADDING		
289 49	1	Eligibility flag 1/	ALL	Not eligible Eligible
290-291 50 and 51	2-3	125A (Edited) - Usual hours worked per week?	Eligible	Hours worked
292-293 52 and 53	4	125B (Edited) - Paid by hour?	Eligible	Yes No
294-295 54 and 55	5-6	125C (Edited) - Earnings per hour?	1250 (Edited) = 1	Earnings per hour (2 implied decimal places)
296-297 56 and 57	1-2	125D (Edited, computed) 2/	Eligible	Earnings per week

1/- One of the following conditions must be met for a person to be in the universe:

- (1) If outgoing rotation (wd. 1) ch. 2=4 or 0) and ESR 1 or 2 (wd. 19, ch. 1=1 or 2) and edited item 23E is private (wd. 15, ch. 3=1) and unedited item 23E is blank, private, or government (wd. 53, ch. 6/5, 6, 7, or 8)
 - (2) If outgoing rotation and ESR 1 or 2 and edited item 23E is Government (wd. 15, ch. 3=2)
- 2/- For hourly workers, computed 25A X 25C value appears here. For weekly workers, edited 25D value appears here. This flag is used for tabulation purposes for weekly workers.

Description

Universe

Characteristics

Word

Word	Char.	Characteristics	Universe	Yes No	Description
300	6	Item 25E-Member of union? (Edited)	49:1=1	1	
301	1	125A Allocation Flag	Eligible	125A not allocated 125A allocated	1
302	2	125B Allocation Flag	Eligible	125B not allocated 125B allocated	1
303	3	125C Allocation Flag	125D (Edited) = 1	125C not allocated 125C allocated	1
304	4	125D Allocation Flag	Eligible	125D not allocated 125D allocated	1
305	5	125 (Edited) Interviewer Check Item	ESU 1 or 2 and 23E = P, F, S, or L	(Not in universe) Month-in-sample 1, 2, 3, 5, 6, or 7 Month-in-sample 4 or 0	1 2
306	6	123F (Edited) Interviewer Check Item	ALL	(Not in Universe) Entry (or NA) in 120A and P, F, S, or L in 123E Entry (or NA) in 1210 and P, F, S, or L in 123E	1 2
307-309	1-3	125D (Edited) - Usual weekly earnings	3/	Weekly Earnings	000-999
310	4	Item 25F-covered by union contract?	WD49:1=1 and 50:6=2 Eligible	Yes No	1 2
311	5	Item 25E Allocation Flag	Eligible	125E Not Allocated 125E Allocated	1 1
312	6	Item 25F Allocation Flag	125E=No	125F Not Allocated 125F Allocated	1 1

3/ Reported 25D value appears here for an hourly worker. If 25D was blank for weekly workers. This field is used for 25A x 25C computed value appears here. This field is blank for weekly workers. This field is used for tabulation purposes for hourly workers.

Word Char. Characteristic Unl. vorno Doner/ptlon

Basic CP's Allocation Flags

Word	Char.	Characteristic	Unl. vorno	Doner/ptlon
313	53	Item 5a	All	Not Allocated
314	2	4		Allocated
315	3	5b		
316	4	9		
317	5	All Labor Force Items		
318	6	ESR		
319	1	10H		
320	2	10G - Sex		
321	3	10J		
322	4	10E		
323	5	10D		
324	6	10I		
325	1	10H		
326	2	10G - Veterans Status		
327	3	19		
328	4	23H		
329	5	23C		
330	6	23E		

Word	Char.	Characteristic	Universe	Description
331	56	20A	All	Not Allocated
	2	20C		
	3	21A		
	4	21B		
	5	21C		
	6	22C		
	1	22D		
	2	22F		
	3	24A		
	4	24B		
	5	24C		
	6	24D		
	1	22A		
	2	22E		
	3	18A		
	4	22B		
	5	24E		
	6	Geographic Identification		

331
↓

340

50

Word Char. Characteristic Inverse Description

59, 1 Item 27 Unedited Male CP3 Transcription Items 1/
 Tomuro (Unedited) All Owned or being bought
 limited 6
 No cash rent 7
 No entry 0
 Blank

59, 2 Item 28 Total Family Income All
 (Unedited) ALL
 Under \$5,000 0
 \$5,000 - 7,499 1
 \$7,500 - 9,999 2
 \$10,000 - 12,499 3
 \$12,500 - 14,999 4
 \$15,000 - 17,499 5
 \$17,500 - 19,999 6
 \$20,000 - 24,999 7
 \$25,000 - 29,999 8
 \$30,000 - 34,999 9
 \$35,000 - 39,999 A
 \$40,000 - 49,999 B
 \$50,000 - 74,999 C
 \$75,000 and Over D
 No Entry Blank

3 Item 29A - Telephone in household (transcribe from control card item 30a) Unedited 2/ All
 Blank
 Yes
 No

4 Item 29B - Telephone available (transcribe from control card item 30b) Unedited 2/ I-29a= No
 Blank
 Yes
 No

5 Item 29C - Telephone interview acceptable (transcribe from control card item 30d) Unedited 2/ I-29a= Yes or I-29b= Yes
 Blank
 Yes
 No

1/ Note Items 27-29C are included on each person's record.
 2/ July and November only. Padding all other months.

-more-

34

35

35

35

35

Item	Char.	Characteristic	Universe	Description
------	-------	----------------	----------	-------------

3541-360

59 }
 thru }
 60 }
 6 }
 6 }

PADDING

61	1	Item 23E-Class of Worker (Edited)	Same as 123E	1 Private 2 Federal Government 3 State Government 4 Local Government 5 Self-Employed-Inc. 6 Self-Employed-Uninc. 7 Without Pay 8 Never worked
362	2	Item 23E-Class of Worker (Edited & recoded)	Same as above	1 Private (incl. S-E, Inc.) 2 Federal Government 3 State Government 4 Local Government 5 Self-Employed-Uninc. 6 Without Pay 7 Never worked
363	3	Nonagriculture Private Wage & Salary	All	0 Not in Universe 1 In Universe

-more-

ATTACHMENT A

WORD CHAR. CHARACTERISTIC UNIVERSE DESCRIPTION VALUES

WORD	CHAR.	CHARACTERISTIC	UNIVERSE	DESCRIPTION	VALUES
36	61	4-5	Same as 123E (Exc. Never worked)	Agriculture Wage & Salary Private Government Self-Employed Unpaid family Non-Agriculture Wage & Salary Private Industry Private Household Other Private Government Federal State Local Self-Employed Unpaid family	01 02 03 04 05 06 07 08 09 10 11

WORD	CHAR.	CHARACTERISTIC	UNIVERSE	DESCRIPTION	VALUES
61	6		Same as 123E	Managerial & Professional Executive, admin. & managerial Professional specialty Technical, sales & admin. support Technicians & related support Sales Administrative support, incl. clerical Service Private household Protective service Other service Production, craft and repair Operators, fabricators & laborers Machine operators, assemblers & inspectors Transportation & material moving Handlers, equip. cleaners, etc. Farming, forestry & fishing Armed forces No previous experience - Never worked	01 02 03 04 05 06 07 08 09 10 11 12 13 14 15

Minor Occupation

61 6
62 1

INFORM

ATTACHMENT A	CHARACTERISTIC	UNIVERSE	DESCRIPTION	VALUES
62	2-3 262-369	Sum on 123E (Exc. Rover worked)	Major Industry	
			Agriculture	01
			Mining	02
			Construction	03
			Manufacturing	
			Durable goods	04
			Non-durable goods	05
			Transportation, communications & other public utilities	06
			Transportation & public util.	07
			Communications	08
			Utilities & sanitary services	09
			Wholesale & retail trade	10
			Retail trade	11
			Finance, insurance & real estate services	12
			Private households	13
			Heterogeneous services	14
			Business & repair	15
			Personal services, exc. priv. hb	16
			Entertainment & recreation	17
			Professional & related	18
			Hospitals	19
			Medical, exc. hospitals	20
			Educational	21
			Social services	22
			Other professional	23
			Forestry & fisheries	
			Public administration	
			Armed forces	

-more-

5-1 DOCUMENT RECORD LAYOUT (Effective 01/83)

ATTACHMENT A (Interview Adults)

IRD CHAR. CHARACTERISTIC UNIVERSE DESCRIPTION VALUES

62 4-5 Detailed Occupation

UNIVERSE	DESCRIPTION	VALUES
Some no 123E	Never worked	00
	Managerial & professional specialty	
	Executive, admin. & managerial	
	Officials & admin., public admin.	01
	Other exec., admin. & managerial	02
	Management related	03
	Professional specialty	
	Engineers	04
	Mathematical & computer	
	scientists	05
	Natural scientists	06
	Health diagnosing & treatment	07
	Health assessment & treatment	00
	Teachers, college & university	09
	Teachers, exc. college & univ.	10
	Lawyers & judges	11
	Other professional specialty	12
	Technical, sales & administrative	
	support	
	Technicians & related	
	Health technologists & tech.	13
	Engin. & science technicians	14
	Other technicians	15
	Sales	
	Supervisors & proprietors	16
	Sales reps., finance & business	17
	Sales reps., commodities,	
	except retail	18
	Sales workers, retail & personal	19
	Sales related	20
	Administrative support,	
	including clerical	
	Supervisors	21
	Computer equip. operators	22
	Secretaries, stenog., typists	23
	Financial records processing	24
	Mail & message distributor	25
	Other admin., incl. clerical	26

DATE 020103

ATTACHMENT A

VALUES

DESCRIPTION

UNIVERSE

CHARACTERISTIC

62 4-5 Detailed Occupation (cont'd)

Service	27
Private household	28
protective service	29
Other services	30
Food	31
Health	32
Cleaning & building	33
Personal	34
Precision production, craft & repair	35
Mechanics & repairers	36
Construction trades	37
Other precision prod., craft and repair	38
Operators, fabricators & laborers	39
Machining oper., assemb. & inspac.	40
Machining oper. & tenders, except precision	41
Fabricators, assemblers, inspectors & painters	42
Transportation & material moving	43
Motor vehicle operators	44
Other transport. & material moving	45
Handlers, equip. cleaners, helpers, laborers	46
Construction laborers	47
Freight, stock & material handlers	48
Other handlers, equip. cleaners, helpers & laborers	49
Farming, forestry & fishing	50
Farm operators & managers	51
Farm workers & related	52
Forestry & fishing	53
Armed Forces	54

-more-

ATTACHMENT A

WORD CHAR.

CHARACTERISTIC

UNIVERSE

DESCRIPTION

VALUES

Dated/Incl Industry

62 6

63 1

315-713

UNIVERSE	DESCRIPTION	VALUES
Summ 65 123E	Heavy Worked Goods-producing Industries	00
	Agriculture	01
	Agricultural services	02
	Other agricultural	03
	Mining	04
	Construction	
	Manufacturing	
	Durable Goods	
	Lumber & wood products, except furniture	05
	Furniture & fixtures	06
	Stone, clay, glass & concrete products	
	Metal Industries	07
	Primary metals	
	Fabricated metals	08
	Non specified metals	09
	Machinery, exc. electrical	10
	Electrical machinery, equip. & supplies	11
	Transportation equipment	12
	Motor vehicles & equipment	13
	Other transportation equip.	
	Aircraft & parts	14
	Other trans. equip.	15
	Professional & photo equip.	16
	Toys, amusement & sporting goods	17
	Misc. & inc mfg. Industries	18
	Non-durable goods	
	Food & kindred products	19
	Tobacco manufactures	20
	Textile mill products	21
	Apparel & other finished textile products	22
	Leather products	23
	Paper & allied products	
	Printing, publishing & allied industries	24
	Chemicals & allied products	25
	Petroleum & coal products	26
	Rubber & misc. plastics	27
	Leather & leather products	28

-more-

ATTACHMENT A

3RD CHAR.

CHARACTERISTIC

UNIVERSE

DESCRIPTION

Detailed Industry (cont'd)

Same as I23E

29 Service-producing industries
 Transportation, communication &
 other public utilities
 30 Transportation
 31 Communications & other
 public utilities
 32 Communications
 33 Utilities & sanitary serv.,
 Wholesale & retail trade
 Wholesale trade
 Retail trade
 Finance, insurance &
 real estate
 Banking & other finance
 34 Insurance & real estate
 35 Services
 36 Private household
 Misc. services
 37 Business & repair serv.
 38 Business services
 Repair services
 39 Personal services,
 exc. private household
 40 Entertainment & recreation
 Professional & related serv.
 41 Hospitals
 42 Health serv., exc. hospitals
 43 Educational services
 44 Social services
 45 Other professional serv.
 46 Forestry & fisheries
 Public administration
 Justice, public order &
 safety
 47 Admin. of human resource
 programs
 48 National security &
 49 Internal affairs
 50 Other public administration
 51 Armed Forces

62 }
 63 }
 6 }
 1 }

ATTACHMENT A	WORD CHAR.	CHARACTERISTIC	UNIVERSE	DESCRIPTION	VALUES
63	2-4	Item 23B	5-digit 123E (Exc. flavor worked)	3-digit Industry Code	010-991
63	5-6	Item 23C	5-digit 123E (Exc. flavor worked)	3-digit Occupation Code	003-903
64	2-6	PADDING			

The data appearing in words 65 through 80 are the result of the new demographic edit. These demographic characteristics are usually consistent with those produced by the basic CPS edit (found in word 16 character 4 through word 18 character, 3), but are not necessarily identical. The choice of which data set to use depends on the user's needs. Those desiring comparability with most of BLS's published data or attempting to duplicate the Phase II population controls should use the basic CPS edit characteristics since these characteristics are used in the basic CPS weighting. The new family edit does change sex for some individuals; hence, some population cells may not equal the controls tallied using the new data. Individuals interested in family data or replicating BLS's family data should use the characteristics produced by the new demographic edit.

ATTACHMENT A (Interview Adult)

WORD CHAR. CHARACTERISTIC UNIVERSE DESCRIPTION VALUES

65 1-2 305-386

Item 18A - LINE NUMBER

All

01-39

3 387

Item 18B - RELATIONSHIP TO REFERENCE PERSON

All

01-39

- 1 Reference Person with other relatives in household
- 2 Reference Person with no other relatives in household
- 3 Husband
- 4 Wife
- 5 Own child
- 6 Parent
- 7 Brother/Sister
- 8 Other relative of reference person
- 9 Non-relative of reference person - with own relatives in household
- A Non-relative of reference person - no own relatives in household

4-5 388-389

Item 18C - PARENT'S LINE NUMBER

All

00 01-39

6 390

PENDING

All

14-99

1-2 391-392

Item 18D - AGE

All

14-99

3 393

Item 18E - MARITAL STATUS

All

00 01-39

- 1 Married-Civilian spouse present
- 2 Married-Armed Forces spouse present
- 3 Married-spouse absent (Excludes separated)
- 4 Widowed
- 5 Divorced
- 6 Separated
- 7 Never married
- 00 None
- 01-39 Spouse's line number
- 1 Male
- 2 Female

4-5 394-395

Item 18F - SPOUSE'S LINE NUMBER

All

00 01-39

6 396

Item 18G - SEX

All

1 2

ATTACHMENT A (Interview Adults)

WORD CHAR. CHARACTERISTIC UNIVERSE DESCRIPTION VALUES

WORD	CHAR.	CHARACTERISTIC	UNIVERSE	DESCRIPTION	VALUES
397	67	Item 106 - VETERAN STATUS	SEX=MALE	Vietnam Era Korean War World War II World War I Other Service Nonveteran	1 2 3 4 5 6
398-399	2-3	Item 101 - HIGHEST GRADE (of school) ATTENDED	All	None E1 E2 E3 E4 E5 E6 E7 E8 E9 E10 E11 E12 E13 E14 E15 E16 E17 E18	00 01 02 03 04 05 06 07 08 09 10 11 12 13 14 15 16 17 18
400	4	Item 101 - GRADE COMPLETED	All	Yes No	1 2
401	5	Item 10J - RACE	All	White Black Other	1 2 3
402	6	PADDING			

ATTACHMENT A (Interview Adults)

WORD CHAR. CHARACTERISTIC UNIVERSE DESCRIPTION VALUES

WORD	CHAR.	CHARACTERISTIC	UNIVERSE	DESCRIPTION	VALUES
68	1-2	PADDING			
405-406	3-4	FAMILY NUMBER	ALL	Not a Family Member Primary Family Member Only Subfamily Member	00 01 02-39
407	5	FAMILY TYPE	ALL	Primary Family Primary Individual Related Subfamily Unrelated Subfamily Secondary Individual	1 2 3 4 5
408	6	FAMILY RELATIONSHIP	ALL	Not a Family Member Reference Person Spouse Child Other Relative (Primary Family only)	0 1 2 3 4

WORD	CHAR.	CHARACTERISTIC	UNIVERSE	DESCRIPTION	VALUES
69	1-4	PADDING			
413	5	LINE NUMBER ALLOCATION FLAG	ALL	No Change Blank to Value Old Value to New Value	0 1 2
414	6	RELATIONSHIP TO REFERENCE PERSON ALLOCATION FLAG	ALL	No Change Blank to Value Old Value to New Value	0 1 2

ATTACHMENT A (Interview Adul(14))

WPOD	CHAR.	CHARACTERISTIC	UNIVERSE	DESCRIPTION	VALUES
415	70	PARENT'S LINE NUMBER ALLOCATION FLAG	ALL	No Change Value Allocated	0 2
416	2	AGE ALLOCATION FLAG	ALL	No Change Blank to Value Old Value to New Value	0 1 2
417	3	MARITAL STATUS ALLOCATION FLAG	ALL	No Change Blank to Value Old Value to New Value	0 1 2
418	4	SPOUSE'S LINE NUMBER ALLOCATION FLAG	ALL	No Change Value Allocated	0 2
419	5	SEX ALLOCATION FLAG	ALL	No Change Blank to Value Old Value to New Value	0 1 2
420	6	VETERAN STATUS ALLOCATION FLAG	ALL	No Change Blank to Value Old Value to New Value	0 1 2
421	71	HIGHEST GRADE ATTENDED ALLOCATION FLAG	ALL	No Change Blank to Value Old Value to New Value	0 1 2
422	2	GRADE COMPLETED ALLOCATION FLAG	ALL	No Change Blank to Value Old Value to New Value	0 1 2
423	3	RACE ALLOCATION FLAG	ALL	No Change Blank to Value Old Value to New Value	0 1 2
424	4	ORIGIN ALLOCATION FLAG	ALL	No Change Blank to Value Old Value to New Value	0 1 2
425-427	71 thru 72	PADDING			

ATTACHMENT A (Interview Adults)

HORD CHAR.	UNIVERSE	DESCRIPTION	VALUES
430	72	AGE OF PRIMARY FAMILY HOUSEHOLDER	0 1 2 3 4 5 00 01-39
431-432	5-6	SIZE OF PRIMARY FAMILY	0 1 2 3 4 5 00 01-39
433	73	PRIMARY FAMILY EARNERS WAGE AND SALARY STATUS	0 1 2 3 4 5 6 7 8 9
434	2	USUAL FULL-TIME/PART-TIME STATUS OF PRIMARY FAMILY EARNERS	0 1 2 3 4
435	3	LABOR FORCE AND EARNER STATUS (MALE) OF HUSBAND OF PRIMARY FAMILY OR MALE HOUSEHOLDER	0 1 2 3 4 5 6 7 8 9
436	4	LABOR FORCE AND EARNER STATUS (FEMALE) OF WIFE OF PRIMARY FAMILY OR FEMALE HOUSEHOLDER	0 1 2 3 4 5 6 7 8 9
437	5	NUMBER OF EARNERS IN PRIMARY FAMILY	0 1 2 3 4 5 6 7 8 9

ATTACHMENT A (Interview Adults)

WORD CHAR.

CHARACTERISTIC

UNIVERSE

DESCRIPTION

WORD CHAR.	CHARACTERISTIC	UNIVERSE	DESCRIPTION	VALUES
438	73 6 NUMBER OF UNEMPLOYED IN PRIMARY FAMILY	ALL	Not in Primary Family No Unemployed 1-0 Unemployed 9: Unemployed	0 0 1-0 9
439	74 1 HOUSEHOLD TYPE	ALL	Husband/Wife Primary Family - (Neither husband or wife in Armed Forces) Husband/Wife Primary Family - Husband and/or wife in Armed Forces) Unmarried Civilian Male Primary Family Householder Unmarried Civilian Female Primary Family Householder Primary Family Household - Reference Person in Armed Forces and Unmarried Civilian Male Primary Individual Civilian Female Primary Individual Primary Individual Household - Reference Person in Armed Forces Group Quarters	1 2 3 4 5 6 7 8 9
440	2 440 NUMBER OF OWN CHILDREN LESS THAN 18 IN PRIMARY FAMILY	ALL	Not in Primary Family No Children 1 Child 2 Children 3 Children 4 Children 5 Children 6 Children 7 Children 8 Children 9 Children	0 1 2 3 4 5 6 7 8 9
441	3 441 PRESENCE OF OWN CHILDREN LESS THAN 18 IN PRIMARY FAMILY	ALL	Not in Primary Family No Children < 18 Years Old All Children 14-17 Years Old All Children 6-13 Years Old All Children 0-5 Years Old Children 14-17, and 6-13 (No Children 0-5) Children 14-17 and 0-5 (No Children 6-13) Children 6-13 and 0-5 (No Children 14-17) Children from all Age Groups	0 1 2 3 4 5 6 7
442	4 442 PRIMARY FAMILY RELATIONSHIP	ALL	Not in Primary Family Husband Wife Own Child Other Relative Unmarried Reference Person	0 1 2 3 4 5

ATTACHMENT A (Interview Adults)

HOHD CHAR.	CHARACTERISTIC	UNIVERSE	DESCRIPTION	VALUES
74	5-6 PADDING			
445-456 75 and 457-476	1-6 FAMILY HEIGHT	ALL	Two Implied Decimal Places, Right Justified, Space Filled (01)	
77	1-2 HOUSEHOLD SIZE	ALL	Number of Persons in Household	01-39
459-460	3-4 NUMBER OF FAMILIES IN HOUSEHOLD	ALL	Number of Families	00-39
78 and 469-477	1-6 FAMILY EARNINGS HEIGHT	NIS=0,0	Two Implied Decimal Places, Right Justified, Space Filled (01)	
478-479 80	1-2 PADDING			
477-480	3-6 TOTAL WEEKLY FAMILY EARNINGS	NIS=0,0	Not in Primary Family Usual Weekly Family Earnings	Blank 0000-9999

-End of Basic CPS Record-

ATTACHMENT 6
 CURRENT POPULATION SURVEY
 NONINTERVIEW TYPE A RECORD LAYOUT
 FOR STANDARD TAPE COPIES
 (BEGINNING JANUARY 1984)

Attachment B

Page 1

Word	Char.	Characteristic	Universe	Description
1	1	Record Type	All	Noninterview Type A
2	2	Month in Sample (Recorded from Month and Notation)	All	1-8
3	3	Blank		
4-6	4-6	Household ID Number (Word 1; Character 5 will always be blank)	All	
2	1-6			
3	1-3			
4	4	Region (From M.S.T.)	All	Northeast North Central South West 1) Region 1 2) 3) Region 2 4) 5) Region 3 6) 7) 8) Region 4 9)
5	5	Division (From M.S.T.)	All	New England Middle Atlantic East North Central West North Central South Atlantic East South Central West South Central Mountain Pacific

-more-

Word	Char.	Characteristic	Universe	Description
3	5-6	State (1st digit of State Code is Division Code) (From M.S.T.)	All	
				<u>New England Division</u>
				Maine 11
				New Hampshire 12
				Vermont 13
				Massachusetts 14
				Rhode Island 15
				Connecticut 16
				<u>Middle Atlantic Division</u>
				New York 21
				New Jersey 22
				Pennsylvania 23
				<u>East North Central Division</u>
				Ohio 31
				Indiana 32
				Illinois 33
				Michigan 34
				Wisconsin 35
				<u>West North Central Division</u>
				Minnesota 41
				Iowa 42
				Missouri 43
				North Dakota 44
				South Dakota 45
				Nebraska 46
				Kansas 47

-more-

Word	Char.	Characteristic	Universe	Description
3	5-6	State (1st digit of State Code is Division Code) (From M.S.T.) (Con't)	All	
				<u>South Atlantic Division</u>
				Delaware 51
				Maryland 52
				District of Columbia 53
				Virginia 54
				West Virginia 55
				North Carolina 56
				South Carolina 57
				Georgia 58
				Florida 59
				<u>East South Central Division</u>
				Kentucky 61
				Tennessee 62
				Alabama 63
				Mississippi 64
				<u>West South Central Division</u>
				Arkansas 71
				Louisiana 72
				Oklahoma 73
				Texas 74
				<u>Mountain Division</u>
				Montana 81
				Idaho 82
				Wyoming 83
				Colorado 84
				New Mexico 85
				Arizona 86
				Utah 87
				Nevada 88

-more-

Word	Char.	Characteristic	Universe	Description
3	5-6	State (1st digit of State Code is Division Code) (From M.S.T.) (Con't)	All	Pacific Division Washington Oregon California Alaska Hawaii
4	1-2	State Rankings (From M.S.T.)	All	1970 Ranking California New York Pennsylvania Texas Illinois Ohio Michigan New Jersey Florida Massachusetts Indiana North Carolina Missouri Virginia Georgia Wisconsin Tennessee Maryland Minnesota Louisiana Alabama Washington Kentucky Connecticut Iowa South Carolina

-more-

Word	Char.	Characteristic	Universe	Description	1970 Ranking
4	1-2	State Rankings (Con't) (From M.S.T.)	All	Oklahoma	27
				Kansas	28
				Mississippi	29
				Colorado	30
				Oregon	31
				Arkansas	32
				Arizona	33
				West Virginia	34
				Nebraska	35
				Utah	36
				New Mexico	37
				Maine	38
				Rhode Island	39
				Hawaii	40
				District of Columbia	41
				New Hampshire	42
				Idaho	43
				Montana	44
				South Dakota	45
				North Dakota	46
				Delaware	47
				Nevada	48
				Vermont	49
				Wyoming	50
				Alaska	51

4	3-4	SMSA Rankings (From M.S.T.)	SMSA's	Not an SMSA and all other SMSA's	00
				New York, N.Y.	01
				Los Angeles-Long Beach, Calif.	02
				Chicago, Ill.	03
				Philadelphia, Pa.-N.J.	04
				Detroit, Mich.	05

-more-

Word	Char.	Characteristic	Inverse	Description	
4	3-4	SMSA Rankings (From M.S.T.) (Con't)	SMSA's	San Francisco-Oakland, Calif.	06
				Washington, D.C.-Md.-Va.	07
				Boston, Mass.	08
				Massau-Suffolk, N.Y.	09
				Pittsburgh, Pa.	10
				St. Louis, Mo.-Ill.	11
				Baltimore, Md.	12
				Cleveland, Ohio	13
				Houston, Texas	14
				Newark, N.J.	15
				Minneapolis-St. Paul, Minn.	16
				Dallas, Texas	17
				Seattle-Everett, Wash.	18
				Anaheim-Santa Ana-	19
				Garden Grove, Calif.	20
				Milwaukee, Wis.	21
				Atlanta, Ga.	22
				Cincinnati, Ohio-Ky.	23
				Paterson-Clifton-Passaic, N.J.	24
				San Diego, Calif.	25
				Buffalo, N.Y.	26
				Miami, Fla.	27
				Kansas City, Mo.-Kan.	28
				Denver, Colo.	29
				San Bernardino-Riverside-	30
				Ontario, Calif.	31
				Indianapolis, Ind.	32
				San Jose, Calif.	33
				New Orleans, La.	34
				Tampa-St. Petersburg, Fla.	36
				Portland, Ore.	38
				Columbus, Ohio	42
				Rochester, N.Y.	
				Sacramento, Calif.	

-more-

Attachment B

Word	Char.	Characteristic	Universe	Description	
4	3-4	SMSA Rankings (Con't) (From M.S.T.)	SMSA's	Fort Worth, Texas Birmingham, Ala. Albany-Schenectady-Troy, N.Y. Norfolk-Portsmouth, Va. Akron, Ohio Gary-Hammond-East Chicago, Ind. Greensboro-Winston-Salem High Point, N.C.	44 45 46 48 49 53 57
5		Item 1 - INTERVIEWER CHECK ITEM	A11	Blank or Impossible Only CPS-1 for household First CPS-1 of cont. household Second CPS-1 of cont. household Third, fourth, etc. CPS-1	- 1 2 3 4
6		Blank			
5	1-3	Blank			
	4-6	Item 10 - INTERVIEWER CODE	A11	Blank or Impossible in any digit	-NA, or APP-N99 (Excluding 1--)
6	1	Item 12 - LINE NO. W'ILD RESP.	A11	Blank or Impossible	- 1-6
	2	Item 13 - TYPE INTERVIEW	A11	Non W'ild Resp. Noninterview	7 1

-more-

Word	Char.	Characteristic	Universe	Description	Day of Month	-- or 10-29
6	3-4	Item 11 - DATE COMPLETED	All			
	5 } 6 }	PADDING				
7	1	Item 14 - RACE OF HEAD	All	White Black Other		1 2 3
	2	Item 14 - REASON	All	No one home Temporarily absent Refused Other - Occ.		1 2 3 4
	3-5	PADDING				
	6	Blank				
8	1	Land Usage (Recode) (Edited using Urban/Rural Code from M.S.I. and CPS-1 Document Items 5a. and 5b-new in Feb. 76) Recode reflects "old" Farm Definition. (Starting April 1984, reflects new farm definitions)	All	Nonfarm Farm		1 2, 3
	2-3	Item 4 - TYPE OF LIVING QUARTERS (Recode)	All	Housing Unit house, apt., flat IU in nontransient hotel, etc. IU, permanent, in trans. hotel, motel, etc. IU in rooming house Mobile home or Trailer IU not specified above		01 02 03 04 05 06

-more-

Word Char. Characteristic Universe Description

0	2-3	Item 4 - TYPE OF LIVING QUARTERS (Recode) (Con't)	All	Other Unit Qtrs. not IU in rooming or boarding house Unit not permanent in trans. hotel, motel, etc. Tent or trailer site Other not IU	07 08 09 10
1	4	"New" Farm Definition (Recode) Effective February 1976. (Edited using Urban/Rural Code from M.S.T. and CPS-1 Document Items 5a. and 5b.)	All	Nonfarm Farm	1 2, 3
5		Blank			
6		Item 9 - HOUSEHOLD NUMBER (Unedited)	All	Blank	1-8
9	1	} through			
19	2				
		PADDING			
	3	Household Indicator	All		1
	4-6	Document Count (Within Work Unit)	All		001-999
20	1-3	Work Unit Number (From Breaker Sheet)	All	If Breaker was missing	001 or 041-999 9XX Assigned

-more

Word	Char.	Characteristic	Inverse	Description
20	4-5	Month	All	01-12
	6	Year - Last Digit	All	0-9
21	1-6	F111	All	(Binary 01)
22	1-5			
	6	Final Weight	All	"Regular Type A" Sub Sample 1 2-4
23	All	Blank		
24	1	Blank		
	2-3	PADDING		
	4-6	JRCERR		
25	1-2	Blank		
	3	PADDING		
	4-6	Blank		
26	1	SMSA Status Code	All	No. of errors charged to enumerator 000-999
	2	Central City Status Code	All	
				SMSA 1
				Non SMSA 2
				Not Identifiable 3
				Central city 1
				Balance of SMSA 2
				Non SMSA 3
				Not Identifiable 4

-more-

Attachment B

Word	Char.	Characteristic	Inverse	Description
26	3	Blank		
	4	SMSA Size (From M.S.T. - reflecting 1970 Census Population)	All	3 million+ 1 million-2,999,999 Not identifiable
	5-6	PADDING		
27	1-3	Blank		
	4	RACE (Recode)	All	White Other
	5-6	Blank		
28	1	Blank		1
	through			2
52	6			Blank

-more-

Word Char. Characteristic Universe Description

BASIC CPS ALLOCATION FLAGS

Word	Char.	Characteristic	Universe	Description
53	1	Item 5a	All	Not Allocated
	2	4		
	3	5b		Allocated
	4	9		
53 Thru 54	5 } 2 }	Padding		
54	3	14 - Race		
54 Thru 58	4 } 5 }	Padding		
58	6	Geographic Identification		
59 Thru 80	1 } 6 }	Padding		

END OF BASIC CPS RECORD

ATTACHMENT 7
 CURRENT POPULATION SURVEY
 NONINTERVIEW TYPE B-C RECORD LAYOUT
 FOR STANDARD TAPE COPIES
 (Beginning January 1984)

Attachment C

Page 1

Word	Char.	Characteristic	Universe	Description
1	1	Record Type	All	Noninterview Type B or C
2	2	Month in Sample (Recorded from Month and Rotation)	All	
3	3	Blank		1-8
4-6		Household ID Number (Word 1; Character 5 will always be blank)	All	
2	1-6			
3	1-3			
4		Region (From M.S.T.)	All	Northeast North Central South West 1 } Region 1 2 } 3 } Region 2 4 } 5 } Region 3 6 } 7 } 8 } Region 4 9 }
5		Division (From M.S.T.)	All	

-more-

Word	Char.	Characteristic	Universe	Description
3	5-6	State (1st digit of State Code 1s Division Code) (From M.S.T.)	All	<u>New England Division</u>
				Maine 11
				New Hampshire 12
				Vermont 13
				Massachusetts 14
				Rhode Island 15
				Connecticut 16
				<u>Middle Atlantic Division</u>
				New York 21
				New Jersey 22
				Pennsylvania 23
				<u>East North Central Division</u>
				Ohio 31
				Indiana 32
				Illinois 33
				Michigan 34
				Wisconsin 35
				<u>West North Central Division</u>
				Minnesota 41
				Iowa 42
				Missouri 43
				North Dakota 44
				South Dakota 45
				Nebraska 46
				Kansas 47

-more-

Word	Char.	Characteristic	Universe	Description
3	5-6	State (1st digit of State Code is Division Code) (From U.S.T.) (Con't)	All	
				<u>South Atlantic Division</u>
				Delaware 51
				Maryland 52
				District of Columbia 53
				Virginia 54
				West Virginia 55
				North Carolina 56
				South Carolina 57
				Georgia 58
				Florida 59
				<u>East South Central Division</u>
				Kentucky 61
				Tennessee 62
				Alabama 63
				Mississippi 64
				<u>West South Central Division</u>
				Arkansas 71
				Louisiana 72
				Oklahoma 73
				Texas 74
				<u>Mountain Division</u>
				Montana 81
				Idaho 82
				Wyoming 83
				Colorado 84
				New Mexico 85
				Arizona 86
				Utah 87
				Nevada 88

-more-

Attachment G

Word	Char.	Characteristic	Universe	Description
3	5-6	State (1st digit of State Code is Division Code) (From M.S.T.) (Con't)	All	<p>Pacific Division</p> <p>Washington</p> <p>Oregon</p> <p>California</p> <p>Alaska</p> <p>Hawaii</p>
4	1-2	State Rankings (From M.S.T.)	All	<p>1970 Ranking</p> <p>01 California</p> <p>02 New York</p> <p>03 Pennsylvania</p> <p>04 Texas</p> <p>05 Illinois</p> <p>06 Ohio</p> <p>07 Michigan</p> <p>08 New Jersey</p> <p>09 Florida</p> <p>10 Massachusetts</p> <p>11 Indiana</p> <p>12 North Carolina</p> <p>13 Missouri</p> <p>14 Virginia</p> <p>15 Georgia</p> <p>16 Wisconsin</p> <p>17 Tennessee</p> <p>18 Maryland</p> <p>19 Minnesota</p> <p>20 Louisiana</p> <p>21 Alabama</p> <p>22 Washington</p> <p>23 Kentucky</p> <p>24 Connecticut</p> <p>25 Iowa</p> <p>26 South Carolina</p>

-more-

Word	Char.	Characteristic	Universe	Description	1970 Ranking
4	1-2	State Rankings (Con't) (From M.S.T.)	All	Oklahoma Kansas Mississippi Colorado Oregon Arkansas Arizona West Virginia Nebraska Utah New Mexico Maine Rhode Island Hawaii District of Columbia New Hampshire Idaho Montana South Dakota North Dakota Delaware Nevada Vermont Wyoming Alaska	27 28 29 30 31 32 33 34 35 36 37 38 39 40 41 42 43 44 45 46 47 48 49 50 51
4	3-4	SMSA Rankings (From M.S.T.)	SMSA's	Not an SMSA and all other SMSA's New York, N.Y. Los Angeles-Long Beach, Calif. Chicago, Ill. Philadelphia, Pa.-N.J. Detroit, Mich.	00 01 02 03 04 05

-more-

Word	Char.	Characteristic	Universe	Description	
4	3-4	SMSA Rankings (From M.S.T.) (Con't)	SMSA's	San Francisco-Oakland, Calif.	06
				Washington, D.C.-Md.-Va.	07
				Boston, Mass.	08
				Nassau-Suffolk, N.Y.	09
				Pittsburgh, Pa.	10
				St. Louis, Mo.-Ill.	11
				Baltimore, Md.	12
				Cleveland, Ohio	13
				Houston, Texas	14
				Newark, N.J.	15
				Minneapolis-St. Paul, Minn.	16
				Dallas, Texas	17
				Seattle-Everett, Wash.	18
				Anaheim-Santa Ana-	
				Garden Grove, Calif.	19
				Milwaukee, Wis.	20
				Atlanta, Ga.	21
				Cincinnati, Ohio-Ky.	22
				Paterson-Clifton-Passaic, N.J.	23
				San Diego, Calif.	24
				Buffalo, N.Y.	25
				Miami, Fla.	26
				Kansas City, Mo.-Kan.	27
				Denver, Colo.	28
				San Bernardino-Riverside-	
				Ontario, Calif.	29
				Indianapolis, Ind.	30
				San Jose, Calif.	31
				New Orleans, La.	32
				Tampa-St. Petersburg, Fla.	33
				Portland, Ore.	34
				Columbus, Ohio	36
				Rochester, N.Y.	38
				Sacramento, Calif.	42

-more-

Word	Char.	Characteristic	Universe	Description
4	3-4	SMSA Rankings (Con't) (From H.S.T.)	SMSA's	Fort Worth, Texas 44 Birmingham, Ala. 45 Albany-Schenectady-Troy, N.Y. 46 Norfolk-Portsmouth, Va. 48 Akron, Ohio 49 Gary-Hammond-East Chicago, Ind. 53 Greensboro-Winston-Salem High Point, N.C. 57
5		<u>Item 1 - INTERVIEWER CHECK ITEM</u>	All	Blank or Impossible Only CPS-1 for household First CPS-1 of cont. household 2 Second CPS-1 of cont. household 3 Third, fourth, etc. CPS-1 4
6		Blank		
5	1-3	Blank		
	4-6	<u>Item 10 - INTERVIEWER CODE</u>	All	Blank or Impossible in any digit -NA, or App-M99 (Excluding 1-
6	1	<u>Item 12 - LINE NO. II'HILD RESP.</u>	All	Blank or Impossible 1-6 Non II'hild Resp. 7
	2	<u>Item 13 - TYPE INTERVIEW</u>	All	NonInterview 1

-more-

Word	Char.	Character	stic	Universe	Description	Day of Month	-- or 10-29
6	3-4	Item 11	- DATE COMPLETED	A11			
	5	} PADDING					
	6						
7	1-2	Item 15	- TYPE B OR C (Recode)	A11			
					<u>Type B</u>		01
					Vacant - regular		
					Vacant - storage of h'hld furniture		02
					Temp. occ. by persons with URE		03
					Unfit or to be demolished		04
					Under construction, not ready		05
					Converted to temp. business or storage		06
					Occ. by AF members or persons under 14		07
					Unoccupied tent site or trailer site		08
					Permit granted, construction not started		09
					Other		10
					<u>Type C</u>		11
					Demolished		12
					House or trailer moved		13
					Outside segment		
					Converted to permanent business or storage		14
					Merged		15
					Condemned		16
					Built after April 1, 1970		17
					Unused line of listing sheet		18
					Other		19

-more-

Word	Char.	Characteristic	Universe	Description
7	3-5	PADDING		
	6	Blank		
8	1	Land Usage (Recode) (Edited using Urban/Rural Code from H.S.T. and CPS-1 Document Items 5a. and 5b-new in Feb. 76) Recode reflects "old" Farm Definition.	All	Nonfarm Farm 1 2, 3
2-3		Item 4 - TYPE OF LIVING QUARTERS (Recode)	All	Housing Unit House, apt., flat HU in nontransient hotel, etc. HU, permanent, in trans. hotel, motel, etc. HU in rooming house Mobile home or Trailer HU not specified above 01 02 03 04 05 06

(Effective April 1984, Reflects new farm definition)

-NOTE-

Word	Char.	Characteristic	Universe	Description
8	2-3	Item 4 - TYPE OF LIVING QUARTERS (Recode) (Con't)	All	Other Unit Qtrs. not III in rooming or boarding house 07 Unit not permanent in trans. hotel, motel, etc. 08 Tent or trailer site 09 Other not III 10
4		"New" Farm Definition (Recode) Effective February 1976. (Edited using Urban/ Rural Code from M.S.T. and CPS-1 Document Items 5a. and 5b.)	All	Nonfarm Farm 1 2, 3
5		Blank		
6		Item 9 - HOUSEHOLD NUMBER (Unedited)	All	Blank 1-8
9 through 19	1 2	PADDING		1-8
3				
4-6		Household Indicator	All	1
20	1-3	Document Count (Within Work Unit)	All	001-999
		Work Unit Number (From Breaker Sheet)	All	001 or ΔΔ1-999 9XX Assigned If Breaker was missing

-more

Word Char. Characteristic Universe Description

20	4-5	Month	All	01-12
21	6	Year - Last Digit	All	0-9
22	1-6 1-5	F111	All	(Binary 01)
23	6	Final Weight	All	"Regular Type B-C" Sub Sample
24	Blank	Blank		1 2-4
25	2-3 4-6	PADDING JRCERR		No. of errors charged to enumerator
26	1-2 3 4-6	Blank		000-999
26	1	SMSA Status Code	All	SMSA Non SMSA Not Identifiable
26	2	Central City Status Code	All	Central city Balance of SMSA Non SMSA Not Identifiable

-more-

Word	Char.	Characteristic	Universe	Description
26	3	Blank		
	4	SMSA Size (From M.S.T. - reflecting 1970 Census Population)	All	3 million+ 1 million-2,999,999 Not identifiable
				1 2 Blank
27	5-6	PADDING		
	1-3	Blank		
	4	RACE (Recode)	All	White Other
				1 2
28	5-6	Blank		
	1	Blank		
52	6			

28 through 52


-more-

Word	Char.	Characteristic	Universe	Description
------	-------	----------------	----------	-------------

BASIC CFS ALLOCATION FLAGS

53	1	Item 5a	ALL	Not Allocated Allocated	
	2	4			
	3	5b			
	4	9			
53 Thru 58	5 } 5 }	PADDING			
58	6	Geographic Identification			
59 Thru 80	1 } 6 }	PADDING			

END OF BASIC CFS RECORD



ATTACHMENT 8

CURRENT POPULATION SURVEY
 ARMED FORCE'S INTERVIEW RECORD LAYOUT
 (BEGINNING JANUARY 1984)
 FOUR STANDARD TAPE COPIES

Attachment ID Word	Char.	Characteristic	Universe	Description	Page 1
1	1	Record type	All	Interview	4
2	2	Month in Sample (Recorded from Month and Rotation)	All		1-0
3	3	Blank			
4-6	4-6	Household ID Number	All		
2	1-6				
3	1-3				
4	4	Region (From U.S.T.)	All	Northeast North Central South West	1 2 3 4

Note: Edited household items & recodes and Geographic Identifiers & recodes are transferred from the Principal Person's record to all children in the household.

-more-

Word	Char.	Characteristic	Universe	Description
3	5	Division (From M.S.T.)	All	1 } New England 2 } Middle Atlantic 3 } East North Central 4 } West North Central 5 } South Atlantic 6 } East South Central 7 } West South Central 8 } Mountain 9 } Pacific <u>New England Division</u> 11 } Maine 12 } New Hampshire 13 } Vermont 14 } Massachusetts 15 } Rhode Island 16 } Connecticut <u>Middle Atlantic Division</u> 21 } New York 22 } New Jersey 23 } Pennsylvania
5-6		State (1st digit of State Code is Division Code) (From M.S.T.)	All	

-more-

Word	Chr.	Characteristic	Univerno	Description	
3	5-6	State (1st digit of State Code is Division Code) (From M.S.T.) (Gen'l)	All	<u>East North Central Division</u>	31
				Ohio	32
				Indiana	33
				Illinois	34
				Michigan	35
				Wisconsin	
				<u>West North Central Division</u>	41
				Minnesota	42
				Iowa	43
				Missouri	44
				North Dakota	45
				South Dakota	46
				Nebraska	47
				Kansas	
				<u>South Atlantic Division</u>	51
				Delaware	52
				Maryland	53
				District of Columbia	54
				Virginia	55
				West Virginia	56
				North Carolina	57
				South Carolina	58
				Georgia	59
				Florida	
				<u>East South Central Division</u>	61
				Kentucky	62
				Tennessee	63
				Alabama	64
				Mississippi	

Word	Char.	Characteristic	Universe	Description
3	5-6	State (1st digit of State Code in Division Code) (From U.S.T.) (Cont.)	All	
				<u>West South Central Division</u>
				Arkansas 71
				Louisiana 72
				Oklahoma 73
				Texas 74
				<u>Mountain Division</u>
				Montana 01
				Idaho 02
				Wyoming 03
				Colorado 04
				New Mexico 05
				Arizona 06
				Utah 07
				Nevada 08
				<u>Pacific Division</u>
				Washington 91
				Oregon 92
				California 93
				Alaska 94
				Hawaii 95

-more-

Word	Chr.	Characteristic	Universe	Description
------	------	----------------	----------	-------------

1	1-2	State Rankings (From H.S.T.)	All	
				1970 Ranking
				01 California
				02 New York
				03 Pennsylvania
				04 Texas
				05 Illinois
				06 Ohio
				07 Michigan
				08 New Jersey
				09 Florida
				10 Massachusetts
				11 Indiana
				12 North Carolina
				13 Missouri
				14 Virginia
				15 Georgia
				16 Wisconsin
				17 Tennessee
				18 Maryland
				19 Minnesota
				20 Louisiana
				21 Alabama
				22 Washington
				23 Kentucky
				24 Connecticut
				25 Iowa
				26 South Carolina
				27 Oklahoma
				28 Kansas
				29 Mississippi
				30 Colorado

Word	Char.	Characteristic	Universe	Description	
6	1-2	State Bankings (Gen'l) (From H.S.T.)	All	Oregon	31
				Arkansas	32
				Arizona	33
				West Virginia	34
				Nebraska	35
				Utah	36
				New Mexico	37
				Maine	38
				Midle Island	39
				Hawaii	40
				District of Columbia	41
				New Hampshire	42
				Tahiti	43
				Tennessee	44
				South Dakota	45
				North Dakota	46
				Delaware	47
				Nevada	48
				Vermont	49
				Wyoming	50
				Alaska	51

-RORO-

Word	Char.	Characteristic	Universe	Description
4	3-4	SMSA Bankings (From N.S.T.)	SMSA's	<p>1970 Ranking</p> <p>Not an SMSA and all other SMSA's</p> <p>00 New York, N.Y.</p> <p>01 Los Angeles-Long Beach, Calif.</p> <p>02 Chicago, Ill.</p> <p>03 Philadelphia, Pa.-N.J.</p> <p>04 Detroit, Mich.</p> <p>05 San Francisco-Oakland, Calif.</p> <p>06 Washington, D.C.-Md.-Va.</p> <p>07 Boston, Mass.</p> <p>08 Nassau-Suffolk, N.Y.</p> <p>09 Pittsburgh, Pa.</p> <p>10 St. Louis, Mo.-Ill.</p> <p>11 Baltimore, Md.</p> <p>12 Cleveland, Ohio</p> <p>13 Houston, Texas</p> <p>14 Newark, N.J.</p> <p>15 Minneapolis-St. Paul, Minn.</p> <p>16 Dallas, Texas</p> <p>17 Seattle-Everett, Wash.</p> <p>18 Annholm-Santa Ana-Garden Grove, Calif.</p> <p>19 Milwaukee, Wis.</p> <p>20 Atlanta, Ga.</p> <p>21 Cincinnati, Ohio - KY.</p> <p>22 Paterson-Clifton-Passaic, N.J.</p> <p>23 San Diego, Calif.</p> <p>24 Buffalo, N.Y.</p> <p>25 Miami, Fla.</p> <p>26 Kansas City, Mo.-Kan.</p> <p>27 Denver, Colo.</p> <p>28 San Bernardino-Riverside-Ontario, Calif.</p> <p>29</p>

Word	Char.	Characteristic	Universe	Description
1	3-4	SHSA Bankings (Con't) (From M.S.T.)	SHSA's	Indianapolis, Ind. San Jose, Calif. New Orleans, La. Tampa-St. Petersburg, Fla. Portland, Ore. Columbus, Ohio Rochester, N.Y. Sacramento, Calif. Fort Worth, Texas Birmingham, Ala. Albany-Schenectady-Troy, N.Y. Norfolk-Portsmouth, Va. Akron, Ohio Gary-Hammond-East Chicago, Ind. Greensboro-Winston-Salem- High Point, N.C.
5		Item 1 -- INTERVIEWER CHECK ITEM	ALL	Blank or Impossible Only CPS-1 for household First CPS-1 of cont. household Second CPS-1 of cont. household Third, fourth, etc. CPS-1
6		Blank		

--more--

Word	Char.	Characteristic	Universe	Description
5	1-3	Blank		
	1-6	<u>Item 10</u> - INTERVIEWER CODE	All	
6	1	<u>Item 12</u> - LINE NO. WOULD RESP.	All	Blank or Impossible in any digit --NA, or N/A-199 (Excluding I--)
	2	<u>Item 13</u> - TYPE INTERVIEW	All	Blank or Impossible Non W'd Resp. Blank Personal Tel. - Regular Tel. - Callback ICR Filled
	3-4	<u>Item 11</u> - DATE COMPLETED	All	Day of Month
	5-6	PADDING		
	1-5	PADDING		
	6	BLANK		-- or 10-29

-more-

Word	Char.	Characteristic	Universe	Description
0	1	BLANK		
2-3		Item 4 - TYPE OF LIVING QUARTERS (Recode)	ALL	<p><u>Housing Unit</u></p> <p>House, apt., flat 01</p> <p>HU in nontransient hotel, etc. 02</p> <p>HU, permanent, in trans. hotel, motel, etc. 03</p> <p>HU in rooming house 04</p> <p>Mobile home or Trailer 05</p> <p>HU not specified above 06</p> <p><u>Other Unit</u></p> <p>Qtrs. not HU in rooming or boarding house 07</p> <p>Unit not permanent in trans. hotel, motel, etc. 08</p> <p>Tent or trailer site 09</p> <p>Other not HU 10</p>
4		New Farm Definition (Recode) Effective February 1976. (Excluded using Urban/Rural Code from M.S.T. and CPS-1 Document Items 5a. and 5b.)	ALL	<p>Nonfarm 1</p> <p>Farm 2, 3</p>

Word Char. Characteristic Inverse Description

0	5	Blank		
6	6	Item 9 - HOUSEHOLD NUMBER	ALL	

1-8

9	1	} PADDING		
18	6			

Through

Word	Character	Character Location	Universe	Description
9	1-3	PADDING		
	4-6	Document Count (Within Work Unit)	ALL	001-999
0	1-3	Work Unit Number (From Breaker Sheet)	ALL	001 or ΔΔ1-99 9XX Assigned
	4-5	Month	ALL	01-12
	6	Year - Last Digit	ALL	0-9
1	ALL	Final Weight	ALL	Two Understood Decimal Places. (Might Justified, space fill -01)
2	1-6	PADDING		

Word	Char.	Characteristic	Universe	Description
24	1-6	PADDING		
25	1-2	Blank		
	3	PADDING		
	4-6	Blank		
26	1	SMSA Status Code	All	SMSA 1 Non SMSA 2 Not Identifiable 3
	2	Central City Status Code	All	Control City 1 Balance of SMSA 2 Non SMSA 3 Not Identifiable 4
	3	Blank		
	4	SMSA Size (From U.S.T. - reflecting 1970 Census Population)	All	3 million+ 1 1 million-2,999,999 2 Not Identifiable Blank

-more-

Item	Char.	Characteristic	Universe	Description
26	5	Item 191 - ETHNICITY (Recode)	ALL	1 Mexican American 2 Chicano 3 Mexican (Mexicano) 4 Puerto Rican 5 Cuban 6 Central or South American 7 Other Spanish 8 All other 9 Do Not Know A NA
27	6	PADDING		
27	1-2	PADDING		
27	3	BLANK		
	4	PADDING		
	5			
	6	BLANK		
28	1	PADDING		
	Through 6			

ATTACHMENT D (Armed Forces)

WORD CHAR. CHARACTERISTIC UNIVERSE DESCRIPTION VALUES

VALUES

65 1-2 Item 10A - LINE NUMBER All Line Number 01-39

3 Item 10B - RELATIONSHIP TO REFERENCE PERSON All

1	Reference Person with other relatives in household
2	Reference person with no other relatives in household
3	Husband
4	Wife
5	Own child
6	Parent
7	Brother/Sister
8	Other relative of reference person
9	Non-relative of reference person - with own relatives in household
A	Non-relative of reference person - no own relatives in household

4-5 Item 10C - PARENT'S LINE NUMBER All None Parent's line number 00 01-39

PAUding

66 1-2 Item 10D - AGE All Age in Years 10-99

3 Item 10E - MARITAL STATUS All

1	Married-civilian spouse present
2	Married-Armed Forces spouse present
3	Married-spouse absent (Exclude separated)
4	Widowed
5	Divorced
6	Separated
7	Never married

4-5 Item 10F - SPOUSE'S LINE NUMBER All None Spouse's line number 00 01-39

6 Item 10G - SEX All Male Female 1 2

ATTACHMENT D (Armed Forces)

WORD CHAR. CHARACTERISTIC UNIVERSE DESCRIPTION VALUES

WORD	CHAR.	CHARACTERISTIC	UNIVERSE	DESCRIPTION	VALUES
67	1	PADDING			
2-3		Item 18II - HIGHEST GRADE (of school) ATTENDED	ALL	None E1 E2 E3 E4 E5 E6 E7 E8 E9 E0 H1 H2 H3 H4 C1 C2 C3 C4 C5 C6+	00 01 02 03 04 05 06 07 08 09 10 11 12 13 14 15 16 17 18
4		Item 10I - GRADE COMPLETED	ALL	Yes No	1 2
5		Item 18J - RACE	ALL	White Black Other	1 2 3
6		PADDING			
68	1-2	PADDING			
3-4		FAMILY NUMBER	ALL	Not a Family Member Primary Family Member Only Subfamily Member	00 01 02-39
5		FAMILY TYPE	ALL	Primary Family Primary Individual Related Subfamily Unrelated Subfamily Secondary Individual	1 2 3 4 5
6		FAMILY RELATIONSHIP	ALL	Not a Family Member Reference Person Spouse Child Other Relative(Primary Family only)	0 1 2 3 4

ATTACHMENTD (Armed Forces)

WORD CHAR. CHARACTERISTIC

UNIVERSE

DESCRIPTION

PAGE 17

VALUES

69	1-4	PADDING	ALL		0	1	2
5		LINE NUMBER ALLOCATION FLAG	ALL	No Change Blank to Value Old Value to New Value	0	1	2
6		RELATIONSHIP TO REFERENCE PERSON ALLOCATION FLAG ALL	ALL	No Change Blank to Value Old Value to New Value	0	1	2
70	1	PARENT'S LINE NUMBER ALLOCATION FLAG	ALL	No Change Value Allocated	0	2	
2		AGE ALLOCATION FLAG	ALL	No Change Blank to Value Old Value to New Value	0	1	2
3		MARITAL STATUS ALLOCATION FLAG	ALL	No Change Blank to Value Old Value to New Value	0	1	2
4		SPOUSE'S LINE NUMBER ALLOCATION FLAG	ALL	No Change Value Allocated	0	2	
5		SEX ALLOCATION FLAG	ALL	No Change Blank to Value Old Value to New Value	0	1	2
6		PADDING					
71	1	HIGHEST GRADE ATTAINED ALLOCATION FLAG	ALL	No Change Blank to Value Old Value to New Value	0	1	2
2		GRADE COMPLETED ALLOCATION FLAG	ALL	No Change Blank to Value Old Value to New Value	0	1	2
3		RACE ALLOCATION FLAG	ALL	No Change Blank to Value Old Value to New Value	0	1	2
4		ORIGIN ALLOCATION FLAG	ALL	No Change Blank to Value Old Value to New Value	0	1	2
5		PADDING					

thru 72

ATTACHMENT D (Armed Forces)

WORD	CHAR.	CHARACTERISTIC	UNIVERSE	DESCRIPTION	VALUES
72	4	AGE OF PRIMARY FAMILY HOUSEHOLDER	ALL	Not a Family Member < 25 Years Old 25-44 Years Old 45-54 Years Old 55-64 Years Old 65+ Years Old	0 1 2 3 4 5
5-6		SIZE OF PRIMARY FAMILY	ALL	Not in Primary Family Number Individuals with HD 104:5:1,3	00 01-39
73	1	PRIMARY FAMILY EARNERS WAGE AND SALARY STATUS	ALL	Not in Primary Family No One Employed - Some Employed - No Wage and Salary Workers With Wage and Salary Workers Husband, Wife or Reference Person Self-Employed With Wage and Salary Workers Husband, Wife or Reference Person Not Self-Employed Other Household Member Self-Employed With Wage and Salary Workers Only	0 1 2 3 4 5
2		USUAL FULL-TIME/PART-TIME STATUS OF PRIMARY FAMILY EARNERS	ALL	Not in Primary Family No Earners All Earners Full Time Some Full Time, Some Part Time All Earners Part Time	0 1 2 3 4
3		LABOR FORCE AND EARNER STATUS (MALE) OF HUSBAND OF PRIMARY FAMILY OR MALE HOUSEHOLDER	ALL	Not in Primary Family/No Male Employed Earner Self Employed Without Pay Unemployed Not in Labor Force Armed Forces	0 1 2 3 4 5 6
4		LABOR FORCE AND EARNER STATUS (FEMALE) OF WIFE OF PRIMARY FAMILY OR FEMALE HOUSEHOLDER	ALL	Not in Primary Family/No Female Employed Earner Self Employed Without Pay Unemployed Not in Labor Force Armed Forces	0 1 2 3 4 5 6
5		NUMBER OF EARNERS IN PRIMARY FAMILY	ALL	Not in Primary Family No Earners 1-8 Earners 9+ Earners	0 0 1-8 9

ATTACHMENT D (Armed Forces)

WORD CHAR. CHARACTERISTIC UNIVERSE DESCRIPTION VALUES

WORD	CHAR.	CHARACTERISTIC	UNIVERSE	DESCRIPTION	VALUES
73	6	NUMBER OF UNEMPLOYED IN PRIMARY FAMILY	ALL	Not in Primary Family No Unemployed 1-0 Unemployed 9, Unemployed	0 0 1-8 9
74	1	HOUSEHOLD TYPE	ALL	Husband/Wife Primary Family - (In either Husband or Wife in Armed Forces) Husband/Wife Primary Family - (Husband and/or Wife in Armed Forces) Unmarried Civilian Male Primary Family Householder Unmarried Civilian Female Primary Family Householder Primary Family Household - Reference Person in Armed Forces and Unmarried Civilian Male Primary Individual Civilian Female Primary Individual Primary Individual Household - Reference Person in Armed Forces Group Quarters	1 2 3 4 5 6 7 8 9
2		NUMBER OF OWN CHILDREN LESS THAN 18 IN PRIMARY FAMILY	ALL	Not in Primary Family No Children 1 Child 2 Children 3 Children 4 Children 5 Children 6 Children 7 Children 8+ Children	0 1 2 3 4 5 6 7 8 9
3		PRESENCE OF OWN CHILDREN LESS THAN 18 IN PRIMARY FAMILY	ALL	Not in Primary Family No Children < 18 Years Old All Children 14-17 Years Old All Children 6-13 Years Old All Children 0-5 Years Old Children 14-17 and 6-13 (No Children 0-5) Children 14-17 and 0-5 (No Children 6-13) Children 6-13 and 0-5 (No Children 14-17) Children from all Age Groups	0 1 2 3 4 5 6 7 8 9
4		PRIMARY FAMILY RELATIONSHIP	ALL	Not in Primary Family Husband Wife Own Child Other Relative Unmarried Reference Person	0 1 2 3 4 5

ATTACHMENT D (Armed Forces)

MONO CHAR.	CHARACTERISTIC	UNIVERSE	DESCRIPTION	VALUES
74	5-6 PADDING			
75	1-6 FAMILY HEIGHT	ALL	Two Implied Decimal Places, Right Justified, Space Filled (01)	
76	1-6 HOUSEHOLD SIZE	ALL	Number of Persons in Household	01-39
77	1-2 NUMBER OF FAMILIES IN HOUSEHOLD	ALL	Number of Families	00-39
	3-4 PADDING			
78	1-6 FAMILY EARNINGS HEIGHT	HIS=4,0	Two Implied Decimal Places, Right Justified, Space Filled (01)	
79	1-6 PADDING			
80	1-2 TOTAL WEEKLY FAMILY EARNINGS	HIS=4,0	Not in Primary Family Usual Weekly Family Earnings	Blank 0000-9999

END OF ATTACHMENT D

ATTACHMENT 9

CURRENT POPULATION SURVEY
 CHILDREN'S INTERVIEW RECORD LAYOUT
 (BEGINNING JANUARY 1984)
 FOR STANDARD TAPE COPIES

Attachment E Word	Char.	Characteristic	Universe	Description	Page 1
1	1	Record type	All	Interview	5
2	2	Month in Sample (Recorded from Month and Rotation)	All		1-8
3	3	Blank			
4-6	4-6	Household ID Number	All		
2	1-6				
3	1-3				
4	4	Region (From M.S.T.)	All	Northeast North Central South West	1 2 3 4

Note: Edited household items & recodes and Geographic Identifiers & recodes are transferred from the Principal Person's record to all children in the household.

-more-

Word	Char.	Characteristic	Universe	Description
3	5	Division (From H.S.T.)	All	1 } New England 2 } Middle Atlantic 3 } East North Central 4 } West North Central 5 } South Atlantic 6 } East South Central 7 } West South Central 8 } Mountain 9 } Pacific 11 } <u>New England Division</u> 12 } Maine 13 } New Hampshire 14 } Vermont 15 } Massachusetts 16 } Rhode Island 21 } <u>Middle Atlantic Division</u> 22 } New York 23 } New Jersey 24 } Pennsylvania
5-6		State (Int digit of State Code is Division Code) (From H.S.T.)	All	

-more-

Word	Char.	Characteristic	Division	Description	
3	5-6	State (int digit of State Code in Division Code) (From H.S.T.) (cont.)	All		
				<u>East North Central Division</u>	
				Ohio	31
				Indiana	32
				Illinois	33
				Michigan	34
				Wisconsin	35
				<u>West North Central Division</u>	
				Minnesota	41
				Iowa	42
				Missouri	43
				North Dakota	44
				South Dakota	45
				Nebraska	46
				Kansas	47
				<u>South Atlantic Division</u>	
				Delaware	51
				Maryland	52
				District of Columbia	53
				Virginia	54
				West Virginia	55
				North Carolina	56
				South Carolina	57
				Georgia	58
				Florida	59
				<u>East South Central Division</u>	
				Kentucky	61
				Tennessee	62
				Alabama	63
				Mississippi	64

Word	Char.	Characteristic	Average	Description
3	5-6	State (int digit of State Code in Division Code) (From H.S.T.) (Cont.)	All	<p><u>West South Central Division</u></p> <p>Arkansas 71 Louisiana 72 Oklahoma 73 Texas 74</p> <p><u>Mountain Division</u></p> <p>Montana 01 Idaho 02 Wyoming 03 Colorado 04 New Mexico 05 Arizona 06 Utah 07 Nevada 08</p> <p><u>Pacific Division</u></p> <p>Washington 91 Oregon 92 California 93 Alaska 94 Hawaii 95</p>

-more-

Word	Char.	Characteristic	Unlverno	Description	1970 Ranking
1	1-2	State Bankings (From H.S.T.)	All	California	01
				New York	02
				Pennsylvania	03
				Texas	04
				Illinois	05
				Ohio	06
				Michigan	07
				New Jersey	08
				Florida	09
				Massachusetts	10
				Indiana	11
				North Carolina	12
				Missouri	13
				Virginia	14
				Georgia	15
				Wisconsin	16
				Tennessee	17
				Maryland	18
				Minnesota	19
				Louisiana	20
				Alabama	21
				Washington	22
				Kentucky	23
				Connecticut	24
				Iowa	25
				South Carolina	26
				Oklahoma	27
				Kansas	28
				Mississippi	29
				Colorado	30

-more-

Word	Char.	Characteristic	Average	Description	
4	1-2	State Rankings (Com'l)	All	Oregon	31
1		(From H.S.T.)		Arkansas	32
				Arizona	33
				West Virginia	34
				Nebraska	35
				Utah	36
				New Mexico	37
				Maine	38
				Rhode Island	39
				Illinois	40
				District of Columbia	41
				New Hampshire	42
				Idaho	43
				Kentucky	44
				South Dakota	45
				North Dakota	46
				Delaware	47
				Nevada	48
				Vermont	49
				Wyoming	50
				Alaska	51

-more-

Word	Char:	Characteristic	Universe	SMSA's	Description	1970 Ranking
4	3-4	SMSA Rankings (From H.S.T.)	SMSA's		Not an SMSA and all other SMSA's	00
					New York, N.Y.	01
					Los Angeles-Long Beach, Calif.	02
					Chicago, Ill.	03
					Philadelphia, Pa. - N.J.	04
					Detroit, Mich.	05
					San Francisco-Oakland, Calif.	06
					Washington, D.C.-Md.-Va.	07
					Boston, Mass.	08
					Hanson-Suffolk, N.Y.	09
					Pittsburgh, Pa.	10
					St. Louis, Mo.-Ill.	11
					Baltimore, Md.	12
					Cleveland, Ohio	13
					Houston, Texas	14
					Newark, N.J.	15
					Minneapolis-St. Paul, Minn.	16
					Dallas, Texas	17
					Seattle-Everett, Wash.	18
					Anshelm-Santa Ana-Garden Grove, Calif.	19
					Milwaukee, Wis.	20
					Atlanta, Ga.	21
					Cincinnati, Ohio - Ky.	22
					Pateron-Gilston-Pasadena, N.J.	23
					San Diego, Calif.	24
					Ruffalo, N.Y.	25
					Miami, Fla.	26
					Kansas City, Mo.-Kan.	27
					Denver, Colo.	28
					San Bernardino-Riverside-Ontario, Calif.	29

-more-

Word	Chart	Characteristic	Univariate	Description	
4	3-4	SHSA Rankings (Cont.) (From H.S.T.)	SHSA's	Indianapolis, Ind. San Jose, Calif. New Orleans, La. Tampa-St. Petersburg, Fla. Portland, Ore. Columbus, Ohio Rochester, N.Y. Sacramento, Calif. Fort Worth, Texas Birmingham, Ala. Albany-Schenectady-Troy, N.Y. Norfolk-Portsmouth, Va. Akron, Ohio Gary-Hammond-East Chicago, Ind. Greensboro-Winston-Salem- High Point, N.C.	30 31 32 33 34 36 38 42 44 45 46 48 49 53 57
5		Item 1 - INTERVIEWER CHECK ITEM	All	Blank or Impossible Only CPS-1 for household First CPS-1 of cont. household Second CPS-1 of cont. household Third, fourth, etc. CPS-1	- 1 2 3 4
6		Blank			

-more-

Word	Char.	Character/Intic	Un/Varho	Description
5	1-3	Blank		
4-6		Item 10 - INTERVIEWER CODE	All	Blank or Impossible in any digit
6	1	Item 12 - LINE NO. WOULD RESP.	All	Blank or Impossible
	2	Item 13 - TYPE INTERVIEW	All	Non W'd'd Resp. Blank Personal Tel. - Regular Tel. - Callback ICR Filled
	3-6	Item 11 - DATE COMPLETED	All	Day of Month
5-6		PADDING		
7	1-5	PADDING		
	6	BLANK		

-NA, or
App-1179
(Excluding I--)

1-6
7
2
3
4
5

-- or
14-29

-more-

Word	Char.	Characteristic	Universe	Description
0	1	Land Usage (Recode) (Edited using Urban/Rural Code from H.S.T. and CPS-1 Document <u>Items 5a. and 5b.-new in Feb. 76</u>) Recode reflects "old" Farm Definition. (Starting April 1984 - Reflects new farm definitions).	All	Nonfarm Farm 1 2, 3
	2-3	<u>Item 4 - TYPE OF LIVING QUARTERS (Recode)</u>	All	<u>Rooming Unit</u> House, apt., flat IU in nontransient hotel, etc. 01 02 IU, permanent, in trans. hotel, motel, etc. 03 IU in rooming house 04 Mobile home or Trailer IU not specified above 05 06 <u>Other Unit</u> Qtrs. not IU in rooming or boarding house 07 Unit not permanent in trans. hotel, motel, etc. 08 Tent or trailer site 09 Other not IU 10
	4	<u>New</u> Farm Definition (Recode) All Effective February 1976. (Filled using Urban/Rural Code from H.S.T. and CPS-1 Document <u>Items 5a. and 5b.</u>)	All	Nonfarm Farm 1 2, 3

Word	Char.	Characteristic	Inverse	Description
0	5	Blank		
6		Item 9 - HOUSEHOLD NUMBER	ALL	
9	1	} PADD100		
	Through			
16	3			

1-0

-more-

Word	Char.	Character/BLC	Universe	Description
6	4-5	Item 10A - LINE NUMBER	All	00-39
6	6	Item 10B - RELATIONSHIP TO HEAD OF HOUSEHOLD (Final Edited Recoded - using Relationship to Reference Person (See word 18, char. 6 for expanded version)	Child (0-13 Years)	Other relative of head (includes own child/brother sister/other relative) 4 Non-relative-own relatives in household 5 Non-relative-no own relatives in household 6
7	1-2	Item 10D - AGE	Child (0-13 Years)	00-13
3		PADDING		
4		Item 10J - RACE (Recode)	All	White 1 Black 2 Other 3
5		Item 10G - SEX	All	Male 1 Female 2
6		PADDING		
1-3		PADDING		
4		Program Signal	All	1 Child in Household 2 or more children in household
5		Blank		
8	6	Item 18B - Relationship to head of household-expanded - (Edited using Head's and child's Relationship to Reference Person)	Child (0-13 years old)	Own Child 1 Brother/Sister 2 Other relative 3 Non-relative - own relatives in household 4 Non-relatives-no own relatives in household 5

-more-

Key Character	Characteristics	Universo	Description
19	1-2 3 4-6	All	<p>PADDING</p> <p>CHILDREN 0-13 years - (NOTE: '0' or '1' in this position on Adult records as household indicator on non-interview records or principal person indicator on interview records.)</p> <p>601-999</p>
20	1-3 4-5 6	All	<p>Document Count (Within Work Unit)</p> <p>Work Unit Number (From Breaker Sheet)</p> <p>Month</p> <p>Year - Last Digit</p> <p>If Breaker was missing</p> <p>001 or Δ01-99 9XX Assigned</p> <p>01-12</p> <p>0-9</p>
21	All	All	<p>Final Night</p> <p>Two Understood Decimal Places. (Right Justified, space fill -01)</p>
22	1-6	All	<p>PADDING</p>

Word	Char.	Character Info	Univerno	Description
24	1-6	PADDING		
25	1-2	Blank		
	3	PADDING		
	4-6	Blank		
26	1	SHSA Status Code	All	SHSA Non SHSA Not Identifiable
	2	Central City Status Code	All	Central City Balance of SHSA Non SHSA Not Identifiable
	3	Blank		
	4	SHSA Size (From H.S.T. -- reflecting 1970 Census Population)	All	3 million 1 million-2,999,999 Not Identifiable

-more-

Word	Char.	Characteristic	Undervno	Description
26	5	Item 1A1 - ETHNICITY (Recode)	All	
	6	PADDING		1 Mexican American
	1-2	PADDING		2 Chicano
27	3	BLANK		3 Mexican (Mexicano)
	4	}		4 Puerto Rican
	5			5 Cuban
	6	PADDING		6 Central or South American
	6	BLANK		7 Other Spanish
	1	}		8 All other
28	Through			9 Do Not Know
	58	6		NA

Unedited Inmate CPS Transcription Items 1/

Item	Description	Owned or being bought	Noted	No cash rent	No entry
59	Item 27	Temuro (Unedited)	All		
59	Item 28	Total Family Income (Unedited)	All		
		Under \$5,000	0		
		\$5,000 - 7,499	1		
		\$7,500 - 9,999	2		
		\$10,000 - 12,499	3		
		\$12,500 - 14,999	4		
		\$15,000 - 17,499	5		
		\$17,500 - 19,999	6		
		\$20,000 - 24,999	7		
		\$25,000 - 29,999	8		
		\$30,000 - 34,999	9		
		\$35,000 - 39,999	A		
		\$40,000 - 49,999	B		
		\$50,000 - 74,999	C		
		\$75,000 and Over	D		
		No Entry	Blank		
			Yes		
			No		
3	Item 29A - Telephone in household (transcribe from control card item 30a)	Unedited 2/	All		
4	Item 29B - Telephone available (transcribe from control card item 30b)	Unedited 2/	I-29a= No		
5	Item 29C - Telephone interview acceptable (Transcribe from control card item 30d)	Unedited 2/	I-29a= Yes Or I-29b= Yes		
64 thru 66	PADDING				

1/ Note Items 27-29Care included on each person's record.

2/ July and November only. Padding all other months.

ATTACHMENT E (Interview Children)

WORD CHAR.

CHARACTERISTIC

UNIVERSE

DESCRIPTION

PAGE 17

VALUES

Item	UNIVERSE	DESCRIPTION	VALUES
65 1-2	All	Line Number	01-39
3	All		
4-5	All	Item 10C - PARENT'S LINE NUMBER	
6		PADDING	00 01-39
66 1-2	All	Item 10D - AGE	
3-5		PADDING	00-13
6	All	Item 10G - SEX	
67 1-4	All	PADDING	1 2
5	All	Item 10J - RACE	
6		PADDING	1 2 3

Own child
 Brother/Sister
 Other relative of reference
 person
 Non-relative of reference
 person - with own relatives
 in household
 Non-relative of reference
 person - no own relatives
 in household

None
 Parent's line number

AGE in Years

Male
 Female

White
 Black
 Other

ATTACHMENT E (Interview Children)

WORD CHAR. CHARACTERISTIC UNIVERSE DESCRIPTION VALUES

68	1-2	PADDING			
3-4		FAMILY NUMBER	ALL	Not a Family Member Primary Family Member Only Subfamily Member	00 01 02-39
5		FAMILY TYPE	ALL	Primary Family Primary Individual Related Subfamily Unrelated Subfamily Secondary Individual	1 2 3 4 5
6		FAMILY RELATIONSHIP	ALL	Not a Family Member Reference Person Spouse Child Other Relative (Primary Family only)	0 1 2 3 4

69	1-4	PADDING			
5		LINE NUMBER ALLOCATION FLAG	ALL	No Change Blank to Value Old Value to New Value	0 1 2
6		RELATIONSHIP TO REFERENCE PERSON ALLOCATION FLAG	ALL	No Change Blank to Value Old Value to New Value	0 1 2
70	1	PARENT'S LINE NUMBER ALLOCATION FLAG	ALL	No Change Value Allocated	0 2
2		AGE ALLOCATION FLAG	ALL	No Change Blank to Value Old Value to New Value	0 1 2
3-4		PADDING			
5		SEX ALLOCATION FLAG	ALL	No Change Blank to Value Old Value to New Value	0 1 2
6		PADDING			

ATTACHMENT B (Interview Children)

HORD CHAR.	CHARACTERISTIC	UNIVERSE	DESCRIPTION	VALUES
71	1-2 PADDING			
3	RACE ALLOCATION FLAG	ALL		
4	ORIGIN ALLOCATION FLAG	ALL		
5 thru 72	PADDING			
4	AGE OF PRIMARY FAMILY HOUSEHOLDER	ALL	Not a Family Member < 25 Years Old 25-44 Years Old 45-54 Years Old 55-64 Years Old 65+ Years Old	0 1 2 3 4 5
5-6	SIZE OF PRIMARY FAMILY	ALL	Not in Primary Family Number Individuals with HD 104:5=1,3	00 01-39
73	1 PRIMARY FAMILY EARNERS WAGE AND SALARY STATUS	ALL	Not in Primary Family No One Employed Some Employed - No Wage and Salary Workers With Wage and Salary Workers Husband, Wife or Reference Person Self-Employed With Wage and Salary Workers Husband, Wife or Reference Person Not Self-Employed Other Household Member Self-Employed With Wage and Salary Workers Only	0 1 2 3 4 5
2	USUAL FULL-TIME/PART-TIME STATUS OF PRIMARY FAMILY EARNERS	ALL	Not in Primary Family No Earners All Earners Full Time Some Full Time, Some Part Time All Earners Part Time	0 1 2 3 4
3	LABOR FORCE AND EARLIER STATUS (MALE) OF HUSBAND OF PRIMARY FAMILY OR MALE HOUSEHOLDER	ALL	Not in Primary Family/No Male Employed Earner Self Employed Without Pay Unemployed Not in Labor Force Armed Forces	0 1 2 3 4 5 6
4	LABOR FORCE AND EARLIER STATUS (FEMALE) OF WIFE OF PRIMARY FAMILY OR FEMALE HOUSEHOLDER	ALL	Not in Primary Family/No Female Employed Earner Self Employed Without Pay Unemployed Not in Labor Force Armed Forces	0 1 2 3 4 5 6
5	NUMBER OF EARNERS IN PRIMARY FAMILY	ALL	Not in Primary Family No Earners 1-0 Earners 2+ Earners	0 0 1-0 2

ATTACHMENT E (Interview Children)

WORD CHAR. CHARACTERISTIC UNIVERSE DESCRIPTION VALUES

73 6 NUMBER OF UNEMPLOYED IN PRIMARY FAMILY ALL
 Not in Primary Family 0
 Not Unemployed 0
 1-8 Unemployed 1-8
 9+ Unemployed 9

74 1 HOUSEHOLD TYPE ALL
 Husband/Wife Primary Family - 1
 (Whether Husband or Wife in Armed Forces)
 Husband/Wife Primary Family - 2
 (Husband and/or Wife in Armed Forces)
 Unmarried Civilian Male Primary Family Householder 3
 Unmarried Civilian Female Primary Family Householder 4
 Married Civilian Male Primary Family Householder 5
 Married Civilian Female Primary Family Householder 6
 Reference Person in Armed Forces and Unmarried Civilian Male Primary Individual Household 7
 Reference Person in Armed Forces and Unmarried Civilian Female Primary Individual Household 8
 Reference Person in Armed Forces Group quarters 9

2 NUMBER OF OWN CHILDREN LESS THAN 10 IN PRIMARY FAMILY ALL
 Not in Primary Family 0
 In Children 1
 1 Child 1
 2 Children 2
 3 Children 3
 4 Children 4
 5 Children 5
 6 Children 6
 7 Children 7
 8 Children 8
 9+ Children 9

3 PRESENCE OF OWN CHILDREN LESS THAN 10 IN PRIMARY FAMILY ALL
 Not in Primary Family 0
 No Children < 18 Years Old 1
 All Children 14-17 Years Old 2
 All Children 6-13 Years Old 3
 All Children 0-5 Years Old 4
 Children 14-17 and 6-13 (No Children 0-5) 5
 Children 14-17 and 0-5 (No Children 6-13) 6
 Children 6-13 and 0-5 (No Children 14-17) 7
 Children from all Age Groups 8


4 PRIMARY FAMILY RELATIONSHIP ALL
 Not in Primary Family 0
 Husband 1
 Wife 2
 Own Child 3
 Other Relative 4
 Unmarried Reference Person 5

ATTACHMENT E (Interview Children)

WORD CHAR.	CHARACTERISTIC	UNIVERSE	DESCRIPTION
74	5-6		PADDING
75	1-6	ALL	Two Implied Decimal Places, Right Justified, Space Filled (01)
76	1-6	ALL	Number of Persons in Household
77	1-2	ALL	Number of Families
78	1-6	HIS=4,0	Two Implied Decimal Places, Right Justified, Space Filled (01)
79	1-6		PADDING
80	1-2		PADDING
80	3-6	HIS=4,0	Total Weekly Family Earnings

Blank
0000-9999

***** END OF ATTACHMENT E *****



Word Char. Item Characteristics Universe Description

UNEDITED JOB TRAINING DATA

81	1	49	In which years did ... attend that training?	I48=1	1982	1
	2		"	"	1983	1
	3		"	"	January 1984	1
	4	51	What type of training program did ... attend? (TRAINING PROGRAM 1)	I48=1	Classroom Training - Skill Classroom Training - Basic Education On-The-Job Training Job Search - Assistance Other	1 2 3 4 5
	5	51	What type of training program did ... attend? (TRAINING PROGRAM 2)	I50=2+	Classroom Training - Skill Classroom Training - Basic Education On-The-Job Training Job Search - Assistance Other	1 2 3 4 5

82	6)	52	For how many weeks did ... attend this training program? (Training program 1)	I48=1	00 - 99	5
----	----	----	---	-------	---------	---

	2-3	52	For how many weeks did ... attend this training program? (Training program 2)	I50=2+	00-99	5
--	-----	----	---	--------	-------	---

	4	54	Interviewer Check Item	Adults 14+ in Rotations 1, 2, 5, 6	.Self Other	1 2
--	---	----	------------------------	------------------------------------	----------------	--------

Description

Universe

Characteristics

Item

Char.

Item	Char.	Item	Characteristics	Universe	Description
82	5	47	Interviewer Check Item	Adults 14+	3,4,7,8 1,2,5,6
	6	48	Did ... ever attend a training program to obtain occupational skills or a job? (Since January 1982)	I47 = 2	Yes No
83	3 1	53	Who paid for this training program? (TRAINING PROGRAM 1)	I48 = 1	Self or Family
	4 2	53	"	"	Job or Employment Service
	3	53	"	"	JTPA/CETA
	4	53	"	"	Vocational Education
	5	53	"	"	Veteran's Administration
	6	53	"	"	Employer
	1	53	"	"	Work Incentive
	2	53	"	"	Don't Know
84	3	53	Who paid for this training program? (TRAINING PROGRAM 2)	I50=2+	Self or Family
	4	"	"	"	Job or Employment Service
	5	"	"	"	JTPA/CETA
	6	"	"	"	Vocational Education
	1	"	"	"	Veteran's Administration
	2	"	"	"	Employer
	3	"	"	"	Work Incentive
	4	"	"	"	Don't Know
85	5	50	In all, how many training programs did ... attend in? (mention years in 49)	I48=1	0-9

85 thru 92 } Pading

Word Char. Item Characteristics Universe Description

EDITED DISPLACED WORKERS DATA

Word	Char.	Item	Characteristics	Universe	Description
93	1	29	Interviewer Check Item	Adults 14+	14-19 years old 20+ years old
	2	30	Has ... lost or left a job? (Since January 1979)	129 = 2	Yes 1 No 2
	3	31	Why ... is no longer working at that? (Describe specific reasons)	130 = 1	Plant or Company closed down or moved? 1 Plant or Company operating, but lost job because of: 2 - Slack work? 2 - Position or shift abolished? 3 - Seasonal job completed? 4 Self-operated business failed? 5 Or was there some other reason? 6
	4	32	Did ... expect a layoff or had ... received advance notice of a layoff or plant or business closing?	130 = 1	Yes 1 No 2
	5	33	Did ... leave that job before ... would have been laid off?	132 = 2	Yes 1 No 2

Word Char. Item Characteristics Universe Description

93 6 Padding

567-566

94 1-6
95 1-2

BLANK

3 35 Was ... included in a Group Health Insurance Plan at that job?

130 - 1

Yes 1
No 2
Don't Know 3

4 36 When did ... last work at that job?

130 - 1

1979 1
1980 2
1981 3
1982 4
1983 5
1984 6

5-6 37 How many years had ... worked continuously there when that job ended?

130 - 1

00-59

1 38 At that job, was ... working full-time or part-time?

130 - 1

Full-time 1
Part-time 2

96 571

Word Char. Item Characteristics Universe Description

96 572-574 2-4 39 How much did ... usually earn per week before deductions? I30 - 1 000-999

575-576 5-6 40 Since ... left that job, how many weeks was ... without work? I30 - 1 00-99

97 577 1 41 Did ... receive unemployment benefits after that job ended? I30 - 1 Yes
No
Don't Know

578 2 41A Did ... use up all those benefits? I41 - 1 Yes
No
Don't Know

579 3 42 Since that job, has ... moved to a different city or county to look for work or to take a different job? I30 - 1 Yes
No

580 4 43 Is ... now covered by any Group Health Insurance Plan? I30 - 1 Yes
No
Don't Know


581 5 44 Interviewer Check Item I30 - 1 1,2,4,5,6,8
3 or 7

582 6 45 Interviewer Check Item ESR - 1 or 2
COM - 1-4
I44 1 2
Entry (or NA) in 20A
or 21B And P,F,S, or
L in 23E
All Others

Char. Item Characteristics Universe Description

'ord	Char.	Item	Characteristics	Universe	Description
98	1-3	46	At ...'s current job, about how much does ... usually earn per week before deductions?	145 = 1	000-999
583-585					
586-588	4-6	IND	Industry	Adults 20+	000-992
99	1-3	OCC	Occupation	Adults 20+	003-999
591-591					
592	4	COW	Class of Worker	Adults 20+	Private Federal Gov't State Gov't Local Gov't Self-Employment INC { YES NO
					Without Pay
593-594	5-6	RHIND	MAJOR INDUSTRY CODE SAME AS 62:2-3	Adults 20+	01 - 23
100	1-2	RMOCC	MAJOR OCCUPATION CODE SAME AS 61:6 and 62:1	Adults 20+	01 - 15
595-596					
597	3	COW	Class of Worker RECODE	Adults 20+	Private Federal Gov't State Gov't Local Gov't Self-Employment Without Pay
598	4	IT	TYPE OF INTERVIEW	Adults 14+	Displaced Worker 130 - NO NONINTERVIEW (Displaced Worker Supplement)
599-600	5-6	PADDING			

QUESTIONNAIRE FACSIMILE

INTERVIEWER CHECK ITEM <input type="checkbox"/> Of CPS-1 household <input type="checkbox"/> First CPS-1 interview <input type="checkbox"/> Second CPS-1 interview <input type="checkbox"/> Third CPS-1 interview	FORM CPS-1  U.S. DEPARTMENT OF COMMERCE Bureau of the Census CURRENT POPULATION SURVEY Form Approved - O.M.B. No. 0607-0046 Formic 26 1.1	CONTROL NUMBER PSL SEGMENT SEP 4
---	--	--

LINE NO. OF H'OLD RESP _____

NON H'OLD RESPONDENT
(Specify one Semi-Interview)

INTERVIEW
ANY ENTRY OTHER THAN
NEVER WORKED IN ITEMS
23A-E in the CPS-1
NONINTERVIEW
 TYPE A
 TYPE B
 TYPE C
(SEND INTER COMM)

TELEPHONE HOLD
(Mark this box for office telephone hold cases only)

CURRENT

POPULATION

SURVEY

JANUARY 1964

INTERVIEWER CHECK ITEM

FORM CPS-1



U.S. DEPARTMENT OF COMMERCE 2. SAMPLE
Bureau of the Census

3. CONTROL NUMBER

Only CPS-1 for household
First CPS-1 of continuation of info
Second CPS-1 of continuation of info
Third fourth etc CPS-1

(Fill in applicable items on this page)
(Transcribe items 2-13 from first CPS-1)

CURRENT POPULATION SURVEY

Form Approved - O.M.B. No. 0607-0045

JANUARY 1984

A B C D E

MONTH YEAR

10. INTERVIEWER CODE
A B C D E F G H J K L M

11. DATE COMPLETED

12. LINE NO. OF HH/HOLD RESP

13. TYPE INTERVIEW

Noninterview
Persons:
Te - regular
Te - casual
ICR filed

NONINTERVIEW

TYPE A

TYPE B

TYPE C (Use Inter-Comm)

SEASONAL STATUS

14. (Mark reason and race)
REASON RACE
No one home
Temporary absent
Returned
Other - Occ (Describe below)
15.
Vacant - regular
Vacant - storage of finite furniture
Temp. occ. by persons with UPE
Unit to be demolished
Under construction, not ready
Converted to temp. business or storage
Occ. by Armed Forces members or persons under 14
Unoccupied tent site or trailer site
Permit granted, construction not started
Other (Specify below)
16.
Demolished
House or trailer moved
Outside segment
Converted to permanent business or storage
Merged
Condemned
Built after April 1, 1970
Unusual time of listing sheet
Other (Describe below)
16. This unit is intended for occupancy
Year round
By migratory workers
Seasonal
17. This unit is intended for occupancy
Summer only
Winters only
Other (Describe below)

TRANSCRIPTION ITEM (Fill in FIRST CPS-1 of interviewed households)

27. TENURE
(Transcribe from Control Card item 9)
Owned or being bought
Rented
No cash rent

28. TOTAL FAMILY INCOME
(From Control Card item 33)
A - E - I - M
B - F - J - N
C - G - K
D - H - L

REMINDER
Fill items 18A-18K on pages 2, 5, 7, 9, and 11.

CODER NUMBER

A B C D E F G H J K L M

18. LINE NUMBER

19. What was ... doing most of LAST WEEK -

Working Keeping house Going to school or something else?

Working (Skip to 20A) ... Wk With a job but not at work ... J.K Looking for work ... L.K Keeping house ... H Going to school ... S Unable to work (Skip to 24) ... U Retired ... R Other (Specify) ... OT

20C. Does ... USUALLY work 35 hours or more a week at this job?

Yes What is the reason ... worked less than 35 hours LAST WEEK? No What is the reason ... USUALLY works less than 35 hours a week? (Mark the appropriate reason)

20A. How many hours did ... work LAST WEEK at all jobs?

20B. INTERVIEWER CHECK ITEM

20C. Did ... lose any time or take any time off LAST WEEK for any reason such as illness, holiday or back work?

20D. Did ... work any overtime, or at more than one job LAST WEEK?

20E. Did ... usually work 35 hours or more a week at this job?

20F. INDUSTRY

20G. OCCUPATION

21. (If in 19, skip to 21A.) Did ... have a job or business from which he/she was temporarily absent or on layoff LAST WEEK?

21A. Why was ... absent from work LAST WEEK?

21B. Is ... getting wages or salary for any of the time off LAST WEEK?

21C. Does ... usually work 35 hours or more a week at this job?

21D. Was ... usually working full-time or part-time when he/she last worked?

22. (If LK in 19, skip to 22A.) Has ... been looking for work during the past 4 weeks?

22A. What has ... been doing in the last 4 weeks to find work? (Mark all methods used; do not read list.)

22B. Why did ... start looking for work? Was it because ... lost or quit a job at that time (passive) or was there some other reason?

22C. 1) How many weeks has ... been looking for work? 2) How many weeks ago did ... start looking for work? 3) How many weeks ago was ... laid off?

22D. Has ... been looking for full-time or part-time work?

22E. Is there any reason why ... could not take a job LAST WEEK?

22F. When did ... last work at a full-time job or business lasting 2 consecutive weeks or more? Within last 12 months (Specify) ... (Month) ... One to five years ago ... More than 5 years ago ... Never worked full-time 2 weeks or more ... Never worked at all ... (SKIP to 23. If layoff entered in 21A, enter job, either full or part time from which laid off. Else enter last full time job lasting 2 weeks or more, or "never worked")

23. DESCRIPTION OF JOB OR BUSINESS

23A. For whom did ... work? (Name of company, business, organization or other employer.)

23B. What kind of business or industry is this? (For example, TV and radio mfg., retail shoe store, State Labor Dept., farm.)

23C. What kind of work was ... doing? (For example, electrical engineer, stock clerk, typist, writer.)

23D. What were ...'s most important activities or duties at this job? (For example, types, reads account books, files, sells cars, operates printing press, finishes concrete.)

23E. Was the person ... An employee of PRIVATE Co. bus. or individual for wages, salary or commission? A FEDERAL government employee? A STATE government employee? A LOCAL government employee? Self-empl. in OWN bus., prof. practice, or farm? Is the business incorporated? Working WITHOUT PAY in farm bus. or farm? NEVER WORKED.

23F. INTERVIEWER CHECK ITEM

24. INTERVIEWER CHECK ITEM (Rotation number) First digit of SEGMENT number is ... 1, 2, 4, 5, 6 or 8 (Skip to 26) ... 3 or 7 (Go to 24A)

24A. When did ... last work for pay at a regular job or business, either full- or part-time? Within past 12 months ... 1 up to 2 years ago ... 2 up to 3 years ago ... 3 up to 4 years ago ... 4 up to 5 years ago ... 5 or more years ago ... Never worked.

24B. Why did ... leave that job? Personal - family (incl. pregnancy) or school ... Health ... Retirement or old age ... Seasonal job completed ... Slack work or business conditions ... Temporary nonseasonal job completed ... Unattractive work arrangements (Hours, pay, etc.) ... Other (Specify in notes)

24C. Does ... want a regular job now either full- or part-time? Yes ... No ... Maybe - it depends (Specify in notes) ... Don't know.

24D. What are the reasons ... is not looking for work? (Mark each reason mentioned.)

24E. Does ... intend to look for work at any kind in the next 12 months? Yes ... No ... It depends (Specify in notes) ... Don't know (If entry in 24B, describe job in 23, otherwise skip to 26)

25. INTERVIEWER CHECK ITEM (Rotation number) First digit of SEGMENT number is ... 1, 2, 4, 5, 6 or 8 (Skip to 26) ... 3 or 7 (Go to 25A)

25A. How many hours per week does ... USUALLY work at this job?

25B. Is ... paid by the hour on the job? Yes ... No

25C. How much does ... earn per hour?

25D. How much does ... USUALLY earn per week at this job BEFORE deductions? Include any overtime pay commissions or tips usually received.

25E. On this job, is ... a member of a labor union or of an employees association similar to a union? Yes ... No

25F. On this job, is ... covered by a union or employees association contract? Yes ... No

18A. LINE NO.	18B. RELATIONSHIP TO REFERENCE PERSON Reference Person with: Other relative in household Reference Person with: NO other relative in household Husband Wife Own child Parent Brother/Sister Other rel. of Ref. Person Non-re of Ref. Person with: OWN relative in household Non-re of Ref. Person with: NO OWN relative in household	18C. PARENT'S LINE NUMBER	18D. AGE	18E. MARITAL STATUS Married - Civilian Married - Armed Forces Married - spouse absent (Exclude separated) Widowed Divorced Separated Never married	18F. SPOUSE'S LINE NUMEER	18G. SEX AND VETERAN STATUS Male (Also Mark Vet. Status) Vietnam Era Korean War World War II World War I Other Service Nonveteran Female	18H. HIGHEST GRADE ATTENDED E H C None	18I. GRADE COMPLETED Yes No	18J. RACE 1. White 2. Black 3. Amer. Indian Alut. Eskimo 4. Asian or Pacific Is. 5. Other	18K. ORIGIN
---------------	--	---------------------------	----------	--	---------------------------	--	--	-----------------------------------	---	-------------

26. INTERVIEWER CHECK ITEM
(Transcribe from census card item 18)
This person is 16-24 years of age (Ask 26A)
All others (End Questions)

26A. (If 'School' in 19, verify if attending or enrolled in a high school, college, or university? Mark 'Yes' if currently on holiday or seasonal vacation. Mark 'No' for summer vacation.)
Yes (Verify) No (End Questions)
High School (Ask 26B)
College or Univ (Ask 26B)

26B. Is employed in school as a full-time or part-time student?
Full time
Part time (END QUESTIONS)

33. Did ... leave that job before ... would have been laid off?
Yes No

34A. For whom did ... work at that time?
(If same as item 23, verify)

34B. What kind of business or industry was that?

34C. What kind of work was ... doing at that time?

34D. What were ...'s most important activities or duties at that job?

34E. Class of worker:
Private P Self-employment
Federal Gov't F Inc Yes J
State Gov't S Inc Inc SE
Local Gov't L Without pay WF

35. At that job, was ... working full-time or part-time?
Full Part

36. Just before that job ended, how much did ... USUALLY earn per week BEFORE deductions?
(Include any overtime pay, commissions, or tips usually received.)
\$

37. Since ... left that job, how many weeks was ... without work?

46. At ...'s current job, about how much does ... USUALLY earn per week BEFORE deductions?
(Include any overtime pay, commissions, or tips usually received.)
\$

For the following questions refer to the 2 most recent programs.

51. What type of training program did ... attend?
Training Program
Classroom training - self
Classroom training - basic education
On-the-job training
Job search assistance
Other

52. For how many weeks did ... attend the training program?
Training Program
Training Program

REMEMBER
BE SURE TO ASK THE LABOR FORCE QUESTIONS FOR ALL M.H. MEMBERS 14- BEFORE ASKING THE SUPPLEMENT QUESTIONS.

29. INTERVIEWER CHECK ITEM
This person is 14-19 years old (Ask to 47)
20+ years old (Ask 30)

30. In the past 5 years, that is, since January 1979, has ... lost or left a job because of a plant closing, an employer going out of business, a layoff from which ... was not recalled, or other similar reasons?
Yes No (Ask to 47)

31. Which of these specific reasons describes why ... is no longer working at that job?
(Keep list - refer to longest job)
• Plant or company closed down or moved?
• Plant or company operating but lost job because of:
• sack work?
• position or shift abolished?
• seasonal job completed?
• Self-operated business failed?
• Or was there some other reason? (Specify)

32. Did ... expect a layoff or had ... received advance notice of a layoff or a plant or business closing?
Yes (Ask 33) No (Ask to 34)

OFFICE USE ONLY

A	N
B	P
C	Q
D	R
E	S
F	T
G	U
H	V
J	W
K	X
L	Y
M	Z

35. Was ... included in a group health insurance plan at that job?
Yes No
Don't know

36. When did ... last work at that job?
1976 1981 1983
1982 1984

37. How many years had ... worked continuously there when that job ended?
(Enter 00 if less than 1 year.)

41. Did ... receive unemployment benefits after that job ended?
Yes (Ask 41A)
No
Don't know (Skip to 42)

41A. Did ... use up all those benefits?
Yes
No
Don't know

42. Since that job, has ... moved to a different city or county to look for work or to take a different job?
Yes
No
Don't know

43. Is ... now covered by any group health insurance plan?
Yes
No
Don't know

44. INTERVIEWER CHECK ITEM
First digit of SEGMENT number is 1, 2, 4, 5, 8, B C (FH 45)
3 or 7 (End questions)

46. INTERVIEWER CHECK ITEM
Entry for NA1 in 20A or 21B and P, F, S, or L in 23E (Ask 46)
All others (Skip to 47)

47. INTERVIEWER CHECK ITEM
First digit of SEGMENT number is 3, 4, 7, E (End questions)
1, 2, 5, E (Ask 48)

ASK ITEMS 48-53 OF SAMPLE PERSON. IF NOT PRESENT MAKE CALLBACK.

LEAD-IN: Now I want to ask you some questions about occupational training programs you may have attended in the last 2 years.

48. In the past 2 years, since January 1982, did ... ever attend a training program to obtain occupational skills or a job?
(Include on-the-job training)
Yes
No (Go to next person or end questions)
Don't know

49. In which years did ... attend that training? (Mark all that apply.)
1982
1983
January 1984

50. In all, how many training programs did ... attend in mention years marked in 49?
0 1 2 3 4 5 6 7 8 9

53. Who did ... for this training program? (Mark all that apply.)
Self or family
Job Service
Employment Service
JTPA/CETA
Vocational Education
Veteran's Administration
Employer
Work Incentive (WIN)
Don't know

54. INTERVIEWER CHECK ITEM
Who responded to supplement: Item 48-53?
Self Other

ATTACHMENT 12

UNWEIGHTED AND WEIGHTED COUNTS

TOTAL INTERVIEWS (CIVILIAN ONLY)	UNWEIGHTED	WEIGHTED (1000'S)
WHITE		
MALE		
<14	14055	19916
14+	50073	75642
FEMALE		
<14	13449	19021
14+	55103	82366
BLACK		
MALE		
<14	2172	3695
14+	4869	9111
FEMALE		
<14	2165	3633
14+	6378	11138
OTHER		
MALE		
<14	804	888
14+	1803	2152
FEMALE		
<14	703	753
14+	2077	2389
TOTAL RECORDS	UNWEIGHTED	WEIGHTED (1000'S)
TOT RECORDS	167985	230705
INTERVIEWS	153651	230705
<14	33348	47906
14+	120303	182798
ARMED FORCES	649	691
TYPE A	2669	0
TYPE B/C	11016	0