

**CURRENT POPULATION SURVEY, FEBRUARY 1998:  
DISPLACED WORKER AND  
EMPLOYEE TENURE SUPPLEMENT FILE**

**TECHNICAL DOCUMENTATION  
CPS-98**

This file documentation consists of the following materials:

Attachment 1	Abstract
Attachment 2	Overview - Current Population Survey
Attachment 3	Overview - February 1998: Displaced Worker and Employee Tenure Supplement File
Attachment 4	Glossary
Attachment 5	How to Use the Record Layout
Attachment 6	Changes to CPS Supplement Files Effective September 1995
Attachment 7	Basic CPS Record Layout
Attachment 8	Current Population Survey, February 1998: Displaced Worker and Employee Tenure Supplement Record Layout
Attachment 9	Current Population Survey, February 1998: Displaced Worker and Employee Tenure Supplement Questionnaire
Attachment 10	Industry Classification Codes
Attachment 11	Occupation Classification Codes
Attachment 12	Specific Metropolitan Identifiers
Attachment 13	Topcoding of Usual Hourly Earnings
Attachment 14	Tallies of Unweighted Counts
Attachment 15	Countries and Areas of the World
Attachment 16	Allocation Flags
Attachment 17	Source and Accuracy of the February 1998: Displaced Worker and Employee Tenure Supplement File Data
Attachment 18	User Notes

**NOTE**

Questions about accompanying **documentation** should be directed to Administrative and Customer Services Division, Microdata Access Branch, Bureau of the Census, Washington, D.C. 20233. Phone: (301) 457-1214.

Questions about the **tape** should be directed to Marketing Services Office, Customer Services Center, Bureau of the Census, Washington, D.C. 20233. Phone: (301) 457-4100.

Questions about the **subject matter** should be directed to Beth Eldridge, Demographic Surveys Division, Bureau of the Census, Washington, D.C. 20233. Phone: (301) 457-3806.

Additional questions about the **Displaced Worker and Employee Tenure Supplement File** should be directed to Tom Nardone, Bureau of Labor Statistics, Washington, D.C. Phone: (202) 606-6378.

# ATTACHMENT 1

## ABSTRACT

*Current Population Survey, February 1998: Displaced Worker and Employee Tenure [machine-readable data file] / conducted by the Bureau of the Census for the Bureau of Labor Statistics. —Washington: Bureau of the Census [producer and distributor], 1998.*

### **Type of File:**

Microdata; unit of observation is individuals within housing units.

### **Universe Description:**

The universe consists of all persons in the civilian noninstitutional population of the United States living in households. The probability sample selected to represent the universe consists of approximately 48,000 households.

### **Subject-Matter Description:**

Data are provided on labor force activity for the week prior to the survey. Comprehensive data are available on the employment status, occupation, and industry of persons 14 years old and over. Also shown are personal characteristics such as age, sex, race, marital status, veteran status, household relationship, educational background, and Hispanic origin.

The Displaced Worker questions were asked of all persons age 20 years or older who lost a job involuntarily within the last three years based on operating decisions of a firm, plant, or business in which the worker was employed. Data are provided on reasons for job displacement, industry and occupation of the former job, group health insurance coverage, job tenure, and weekly earnings. Additional data refer to periods of unemployment as well as number of jobs held, use of unemployment benefits, whether residence was changed to seek work in another area, current health insurance coverage, and current weekly earnings. The employee tenure questions were asked of all persons 15 years and older who were employed during the reference week.

### **Geographic Coverage:**

States, regions and divisions are identified in their entirety. Within confidentiality restrictions; indicators are provided for consolidated metropolitan statistical areas (CMSA), 173 selected metropolitan statistical areas (MSA), 69 selected primary metropolitan statistical areas (PMSA), 217 counties, and 41 central cities in multi-central city metropolitan statistical areas or primary metropolitan statistical areas. Also within confidentiality restrictions, indicators are provided for metropolitan/nonmetropolitan, central city/balance metropolitan, MSA/CMSA size and MSA/PMSA size.

### **Technical Description:**

**File Structure:** Rectangular.

**File Size:** 134,413 logical records; 1,053 characters logical record length.

**File Sort Sequence:** State rank by CMSA/MSA rank by household identification number by line number.

**Reference Materials:**

*Current Population Survey, February 1998: Displaced Worker and Employee Tenure Technical Documentation.* Documentation contains this abstract, including ordering information, an overview, definitions, a questionnaire facsimile, code lists, and record layouts of the file. One copy accompanies each file order. Additional copies are available from Marketing Services Office, Customer Services Center, Bureau of the Census, Washington, D.C. 20233.

Bureau of the Census. *The Current Population Survey Design and Methodology (Technical Paper 40)* (out of print). Describes in detail the sample design and survey procedures used as well as accuracy of estimates and sampling errors. Reference copies should be available from most public libraries or Federal Depository Libraries.

**File Availability:**

The file may be ordered from Marketing Services Office, Customer Services Center using the attached order form. It is available on a single 9-track tape reel (ASCII or EBCDIC, labeled or unlabeled, 6250 bpi) or IBM 3480 compatible tape cartridge. The file also can be made available on CD-R (compact disc-recordable) in ASCII format.



## ATTACHMENT 2

### OVERVIEW

#### Current Population Survey

##### Introduction

The Current Population Survey (CPS) is the source of the official government statistics on employment and unemployment. The CPS has been conducted monthly for over 50 years. Currently, we obtain interviews from about 48,000 households monthly, scientifically selected on the basis of area of residence to represent the nation as a whole, individual states, and other specified areas. Each household is interviewed once a month for four consecutive months one year, and again for the corresponding time period a year later. This technique enables us to obtain reliable month-to-month and year-to-year comparisons at a reasonable cost while minimizing the inconvenience to any one household.

Although the main purpose of the survey is to collect information on the employment situation, a very important secondary purpose is to collect information on demographic characteristics such as age, sex, race, marital status, educational attainment, family relationship, occupation, and industry. From time to time, additional questions are included on health, education, income, and previous work experience. The statistics resulting from these questions serve to update similar information collected once every 10 years through the decennial census, and are used by government policymakers and legislators as important indicators of our nation's economic situation and for planning and evaluating many government programs.

The CPS provides current estimates of the economic status and activities of the population of the United States. Because it is not possible to develop one or two overall figures (such as the number of unemployed) that would adequately describe the whole complex of labor market phenomena, the CPS is designed to provide a large amount of detailed and supplementary data. Such data are made available to meet a wide variety of needs on the part of users of labor market information.

Thus, the CPS is the only source of monthly estimates of total employment (both farm and nonfarm); nonfarm self-employed persons, domestics, and unpaid helpers in nonfarm family enterprises; wage and salaried employees; and, finally, estimates of total unemployment.

It provides the only available distribution of workers by the number of hours worked (as distinguished from aggregate or average hours for an industry), permitting separate analyses of part-time workers, workers on overtime, etc. The survey is also the only comprehensive current source of information on the occupation of workers and the industries in which they work. Information is available from the survey not only for persons currently in the labor force but also for those who are outside the labor force. The characteristics of such persons - whether married women with or without young children, disabled persons, students, older retired workers, etc., can be determined. Information on their current desire for work, their past work experience, and their intentions as to job seeking are also available.

For a more detailed discussion about the basic labor force data gathered on a monthly basis in the CPS survey, see "Revisions in the Current Population Survey Effective January 1994" in the February 1994 issue of *Employment and Earnings* published by the Bureau of Labor Statistics.

##### CPS Sample Design

The current CPS sample is selected based on 1990 census information. The first stage of the 1990 sample design created 2,007 geographic areas called primary sampling units (PSUs) in the entire United States. These PSUs were grouped into strata within each state. Some of these PSUs formed strata by themselves and were in sample with certainty, which is referred to as self-representing. Of the remaining nonself-representing PSUs, one PSU was selected from each stratum with the probability of selection proportional to the population of the PSU. A total of 754 PSUs were selected for sample containing 2,121 counties,

minor civil divisions, and independent cities. The second stage of the sample design selected housing units within these PSUs.

Approximately 60,000 housing units are assigned for interview each month, of which about 50,500 are occupied and thus eligible for interview. The remainder are units found to be destroyed, vacant, converted to nonresidential use, containing persons whose usual place of residence is elsewhere, or ineligible for other reasons. Of the 50,500 occupied housing units, approximately 5 percent are not interviewed in a given month due to temporary absence (vacation, etc.), the residents are not found at home after repeated attempts, inability of persons contacted to respond, unavailability for other reasons, and refusals to cooperate. The interviewed households contain approximately 94,000 persons 15 years old and over, approximately 28,000 children 0-14 years old, and about 450 Armed Forces members living with civilians either on or off base within these households. A more precise explanation regarding the CPS sample design is provided in "Explanatory Notes and Estimates of Error: Household Data - Sampling" in any issue of *Employment and Earnings*.

### **Relationship of Current Population Survey Files to Publications**

Each month, a significant amount of information about the labor force is published by the Bureau of Labor Statistics in the *Employment and Earnings* and *Monthly Labor Review* reports.

As mentioned previously, the CPS also serves as a vehicle for supplemental inquiries on subjects other than employment, which are periodically added to the questionnaire. From the basic and supplemental data, the Bureau of the Census issues three series of publications under the general title Current Population Reports:

- P-20 Population Characteristics
- P-23 Special Studies
- P-60 Consumer Income

All Current Population Reports, including the other series for population estimates and projections and special censuses, may be obtained by subscription from the U.S. Government Printing Office at 202-783-3238. Subscriptions are available as follows: Population Characteristics, Special Studies, and Consumer Income series (P-20, P-23, P-60) combined, \$101 per year (sold as a package only); Population Estimates and Projections, (P-25), \$27 per year. Single issues may be ordered separately; ordering information and prices are provided in the Bureau of the *Census Catalog and Guide*, the *Monthly Product Announcement* (MPA), and in *Census and You*. Selected reports also may be accessed on the INTERNET at <http://www.census.gov/prod/www/subject.html#pop>

### **Geographic Limitations**

The CPS sample was selected so that specific reliability criteria were met nationally, for each of the 50 States and for the District of Columbia. Since 1985, these reliability criteria have been maintained through periodic additions and deletions in the State samples. Estimates formed for geographic areas identified on the microdata file which are smaller than states are not as reliable.

### **Weights**

Under the estimating methods used in the CPS, all of the results for a given month become available simultaneously and are based on returns for the entire panel of respondents. The CPS estimation procedure involves weighting the data from each sample person. The base weight, which is the inverse of the probability of the person being in the sample, is a rough measure of the number of actual persons that the sample person represents. Almost all sample persons in the same state have the same base weight, but the weights across states are different. Selection probabilities may also differ for some sample areas due to field subsampling, which is done when areas selected for the sample contain many more households than expected. The base weights are then adjusted for noninterview, and the ratio estimation procedure is applied.

1. **Noninterview adjustment.** The weights for all interviewed households are adjusted to the extent needed to account for occupied sample households for which no information was obtained because of absence, impassable roads, refusals, or unavailability of the respondent for other reasons. This noninterview adjustment is made separately for clusters of similar sample areas that are usually, but not necessarily, contained within a state. Similarity of sample areas is based on Metropolitan Statistical Area (MSA) status and size. Within each cluster, there is a further breakdown by residence. Each MSA cluster is split by "central city" and "balance of the MSA". Each non-MSA cluster is split by "urban" and "rural" residence categories. The proportion of occupied sample households not interviewed fluctuates around 5 percent depending on weather, vacations, etc.
2. **Ratio estimates.** The distribution of the population selected for the sample may differ somewhat, by chance, from that of the population as a whole in such characteristics as age, race, sex, and state of residence. Because these characteristics are closely correlated with labor force participation and other principal measurements made from the sample, the survey estimates can be substantially improved when weighted appropriately by the known distribution of these population characteristics. This is accomplished through two stages of ratio adjustment as follows:
  - a. *First-stage ratio estimate.* The purpose of the first-stage ratio adjustment is to reduce the contribution to variance that results from selecting a sample of PSUs rather than drawing sample households from every PSU in the nation. This adjustment is made to the CPS weights in two race cells: black and nonblack; it is applied only to PSUs that are nonself-representing and for those states that have a substantial number of black households. The procedure corrects for differences that existed in each state cell at the time of the 1990 census between 1) the race distribution of the population in sample PSUs and 2) the race distribution of all PSUs (both 1 and 2 exclude self-representing PSUs).
  - b. *Second-stage ratio estimate.* This procedure substantially reduces the variability of estimates and corrects, to some extent, for CPS undercoverage. The CPS sample weights are adjusted to ensure that sample-based estimates of population match independent population controls. Three sets of controls are used:
    - 1) 51 state controls of the civilian noninstitutional population 16 years of age and older
    - 2) national civilian noninstitutional population controls for 14 hispanic and 5 nonhispanic age-sex categories
    - 3) national civilian noninstitutional population controls for 66 white, 42 black, and 10 "other" age-sex categories

The independent population controls are prepared by projecting forward the resident population as enumerated on April 1, 1990. The projections are derived by updating demographic census data with information from a variety of other data sources that account for births, deaths, and net migration. Estimated numbers of resident Armed Forces personnel and institutionalized persons reduce the resident population to the civilian noninstitutional population. Estimates of net census undercount, determined from the Post Enumeration Survey, are added to the population projections. Prior to January 1994, the projections were based on earlier censuses, and there was no correction for census undercount. A summary of the current procedures used to make population projections is given in "Revisions in the Current Population Survey Effective January 1994" in the February 1994 issue of *Employment and Earnings*.

### **Comparability of CPS From Microdata Files With Published Sources**

Although total estimates of the population will equal published estimates, labor force estimates produced from a microdata file will not be directly comparable or identical with the published nonseasonally adjusted labor force data. The major reason for this is due to a final estimation procedure incorporated into the production of the published nonseasonally adjusted data. This procedure, known as a composite estimator,

is a weighted average of two estimates for the current month for any particular item. The first estimate is the two-stage ratio estimate that includes all the estimation steps given above. The second estimate consists of the composite estimate for the preceding month to which has been added an estimate of the change from the preceding month, based on that part of the sample which is common to the two months (about 75 percent). This procedure is primarily used to increase the reliability of estimates of month-to-month change, although other reliability gains are also realized. As noted above, the composite estimation procedure does not affect estimates of the total population.

Another factor also inhibits microdata comparison with published labor force data. This is the seasonal adjustment that is applied to many published statistics. This adjustment is used to adjust for normal seasonal variations to help distinguish the underlying economic situation in month-to-month changes.

Shown below are data from January and July 1993 which demonstrate how estimates compiled using the final weights from the microdata file may differ from the published composited estimates, with and without seasonal adjustment. Note that the composite estimation procedure was not used for estimates published from January 1994 to May 1994. For a further description of both the composite estimator and seasonal adjustment, see "Explanatory Notes and Estimates of Error: Household Data - Estimating Methods (Composite Estimation Procedure)" and "Seasonal Adjustment" in any issue of Employment and Earnings.

### Comparison of CPS Estimates from Microdata Files with Published Sources

	Civilian Noninstitutional Population	Civilian Labor Force	Employed	Unemployed	Not in Labor Force
-----					
January 1993 Data (000's)					
Final Weights	192,644	126,115	116,113	10,002	66,529
Composited (Not Seasonally Adjusted)	192,644	126,034	116,123	9,911	66,610
Composited (Seasonally Adjusted)	192,644	127,083	118,071	9,013	65,561
-----					
July 1993 Data (000's)					
Final Weights	193,633	130,399	121,450	8,949	63,234
Composited (Not Seasonally Adjusted)	193,633	130,324	121,323	9,002	63,309
Composited (Seasonally Adjusted)	193,633	128,070	119,301	8,769	65,563
-----					



## ATTACHMENT 3

### OVERVIEW

#### February 1998 Displaced Worker and Employee Tenure Survey

##### **General**

Census Bureau staff conducted the February 1998 Displaced Worker and Employee Tenure Survey as a supplement to that month's Current Population Survey (CPS). The CPS is a monthly labor force survey in which interviews are conducted in approximately 48,000 households across the country. Attachment 9 is a copy of the February 1998 Displaced Worker and Employee Tenure questionnaire.

Attachment 2 comprises a description of the CPS entitled "Overview--Current Population Survey." A description of the February 1998 Displaced Workers and Employee Tenure Survey follows.

##### **Data Collection**

Census Bureau staff conducted interviews during the period of February 15-21, 1998. This was a proxy response supplement; that is, a single respondent could provide answers for all eligible household members, provided the respondent him/herself was a household member 15 years of age or older.

All persons eligible for the labor force items were also eligible for the supplement. Persons 20 years of age and older, who lost or left a job in the last three years for selected reasons, were eligible for the first part of the supplement, which consists of the displaced workers items (SD1-SD27, including earnings items SLE1-SLE22 and SCE1-SCE25). Employed persons 15 years of age and older were eligible for the second part of the supplement, which consisted of the employee tenure items (ST1-ST5).

Interviewers received a 2-hour self-study that contained exercises on the basic labor force questions, item-by-item instructions for the supplement, supplement exercises, and practice interviews.

##### **Data Processing**

The data processing involved a consistency edit of all supplement items. The consistency edit mainly ensured that the entries within an individual record followed the correct skip patterns; items with off-path entries were blanked whenever appropriate.

The data processing also involved the full allocation, by demographic characteristics, of missing earnings data.

There are two supplement weights associated with the February 1998 Displaced Worker and Employee Tenure supplement. The first weight, PWSUPWGT, should be used to tally the displaced worker items. The second weight, PWTENWGT, should be used for tallying the employee tenure section of the supplement. Use the correct supplement weight for tallying the supplement items.

The values and universe for each variable are defined in the supplement record layout found in Attachment 8.

## February 1998 Displaced Worker and Employee Tenure Computer File

**CPS Labor Force Data** The February 1998 CPS file contains 134,413 records. The first 856 characters contain the labor force data for each record. Attachment 7 contains the CPS Basic Items Record Layout, which includes the variable name, character size, location on record, universe, and the values of each basic CPS variable included on the file.

The variable PRPERTYP (located in positions 161-162 on the CPS Basic Items Record Layout) determines the type of person as follows:

### PRPERTYP

- 1 = Child household member (0-14 years old)
- 2 = Adult civilian household member (15+ years old)
- 3 = Adult Armed Forces member (15+ years old)

The variable HRINTSTA (located in positions 57-58 on the CPS Basic Items Record Layout) determines the interview status of the household.

### HRINTSTA

- 1 = Interview
- 2 = Type A Noninterview (These records represent households that were eligible for the February 1998 CPS interview but were not interviewed because no one was home, household members were temporarily absent, etc.)
- 3 = Type B Noninterview (These records represent sample addresses determined to be ineligible for the CPS by virtue of being vacant, demolished, nonresidential, etc.)
- 4 = Type C Noninterview (See explanation for Type B above.)

By combining the values of PRPERTYP (1-3) and HRINTSTA (2-4), the number of records can be determined.

The values of PRPERTYP are:

	<u>Unweighted Counts</u>
1 = Child	27,213
2 = Adult civilian, 15+	93,509
3 = Adult, Armed Forces	390

The values of HRINTSTA are:

2 = Type A Noninterview	3,799
3 = Type B Noninterview	9,096
4 = Type C Noninterview	406

**February 1998 CPS/Displaced Worker and Employee Tenure Supplement File** The February supplement data are in locations 857-1053. (See Attachment 8.)

**Tallying the February 1998 Displaced Worker and Employee Tenure Supplement File** The February 1998 supplement contains two distinct universes. The first universe comprises all persons 20 years of age and older who had been displaced from a job in the past three years. The second universe consists of each household member 15 years of age and older who was employed during reference week.

The variable PRSUPSAT (located in positions 1020-1021 on the supplement record layout) determines the supplement interview status of each person for the displaced workers part of the supplement. PRTENSAT (located in positions 1032-1033) determines the supplement interview status for each person eligible for the employee tenure portion of the supplement:

**PRSUPSAT**

- 1 = Not Eligible for Displaced Worker Items
- 2 = Interview - Displaced Worker Supplement
- 3 = Noninterview - Eligible for Displaced Workers Items, but not Interviewed

**PRTENSAT**

- 1 = Not Eligible for Job Tenure and Occupational Mobility Items
- 2 = Interview - Job Tenure and Occupational Mobility Supplement
- 3 = Noninterview - Eligible for Job Tenure and Occupational Mobility Items, but not Interviewed

**Unweighted Counts** Attachment 14 is a tally listing of unweighted counts from selected supplement items. Use these totals to ensure that the file is being accessed properly.

**Data Contact** For questions regarding the February 1998 Displaced Worker and Employee Tenure data, contact Tom Nardone at the Bureau of Labor Statistics on 202-606-6378.

## ATTACHMENT 4

### GLOSSARY

#### Current Population Survey

**Age**—Age classification is based on the age of the person at his/her last birthday. The adult universe (i.e., population of marriageable age) is comprised of persons 15 years and over for CPS labor force data.

**Allocation Flag**—Each edited item has a corresponding allocation flag indicating the nature of the edit. See the attachment on allocation flags for more information. The second character of the item name is always "X".

**Armed Forces**—Demographic information for Armed Forces members (enumerated in off-base housing or on-base with their families) is included on the CPS data files. No labor force information is collected of Armed Forces members in any month. In March, supplemental data on income are included for Armed Forces members. This is the only month that non-demographic information is included for Armed Forces members.

**Civilian Labor Force**—(See Labor Force.)

**Class of Worker**—This refers to the broad classification of the person's employer. These broad classifications for current jobs are:

- 1) Federal government
- 2) State government
- 3) Local government
- 4) Private industry (including self-employed, incorporated)
- 5) Self-employed (not incorporated)
- 6) Working without pay

**Domain**—The domain for an item is a list or range of its possible values. Note that all unedited items have possible values of -1 (blank), -2 (don't know), and -3 (refused). Since all items have these possible values, they are not shown as valid entries for each item.

**Duration of Unemployment**—Duration of unemployment represents the length of time (through the current survey week) during which persons classified as unemployed are continuously looking for work. For persons on layoff, duration of unemployment represents the number of full weeks since the termination of their most recent employment. A period of two weeks or more during which a person is employed or ceased looking for work is considered to break the continuity of the present period of seeking work.

**Earners, Number of**—The file includes all persons 15 years old and over in the household with \$1 or more in wages and salaries, or \$1 or more of a loss in net income from farm or nonfarm self-employment during the preceding year.

**Edited item**—An edited item is allocated or imputed by the processing system. In most cases this means allocating a value where the unedited item contains a value of blank, "don't know", or "refused". The second character of the item name is always "E".

An edited version of an item exists only if that item is processed through the edits. If the edits never deal with a particular item, then that item only has an unedited version.

Since the instrument enforces skip patterns and consistency between many items, the edits are left mainly with the job of allocating missing values. Also, since an interviewer is allowed to "back up" in the interview,

there may be "off-path" items filled in the unedited data. The edits also blank these off-path items if an edited version of the items exists.

**Education**—(See Level of School Completed.)

**Employed**—(See Labor Force.)

**Family**—A family is a group of two persons or more (one of whom is the householder) residing together and related by birth, marriage, or adoption. All such persons (including related subfamily members) are considered as members of one family. Beginning with the 1980 CPS, unrelated subfamilies (referred to in the past as secondary families) are no longer included in the count of families, nor are the members of unrelated subfamilies included in the count of family members.

**Family Household**—A family household is a household maintained by a family (as defined above), and may include among the household members any unrelated persons (unrelated subfamily members and/or secondary individuals) who may be residing there. The number of family households is equal to the number of families. The count of family household members differs from the count of family members, however, in that the family household members include all persons living in the household, whereas family members include only the householder and his/her relatives. (See the definition of Family).

**Family Weight**—This weight is used only for tallying family characteristics. In March, the weight on the family record is the March supplement weight of the householder or reference person.

**Final Weight**—Used in tabulating labor force items in all months, including March. The final weight is controlled to independent estimates for:

- 1) States
- 2) Origin, Sex, and Age
- 3) Age, Race, and Sex

This weight should not be used when tabulating March supplement data.

**Full-Time Worker**—Persons on full-time schedules include persons working 35 hours or more, persons who worked 1-34 hours for noneconomic reasons (e.g., illness) and usually work full-time, and persons "with a job but not at work" who usually work full-time.

**Group Quarters**—Group quarters are noninstitutional living arrangements for groups not living in conventional housing units or groups living in housing units containing nine or more persons unrelated to the person in charge.

**Head Versus Householder**—Beginning with the March 1980 CPS, the Bureau of the Census discontinued the use of the terms "head of household" and "head of family." Instead, the terms "householder" and "family householder" are used.

**Highest Grade of School Attended**—(See Level of School Completed.)

**Hispanic Origin**—Persons of Hispanic origin in this file are determined on the basis of a question that asked for self-identification of the person's origin or descent. Respondents are asked to select their origin (or the origin of some other household member) from a "flash card" listing ethnic origins. Persons of Hispanic origin, in particular, are those who indicated that their origin was Mexican-American, Chicano, Mexican, Mexicano, Puerto Rican, Cuban, Central or South American, or other Hispanic.

**Hours of Work**—Hours of work statistics relate to the actual number of hours worked during the survey week. For example, a person who normally works 40 hours a week but who is off on the Veterans Day holiday is reported as working 32 hours even though he is paid for the holiday.

For persons working in more than one job, the figures related to the number of hours worked in all jobs during the week. However, all the hours are credited to the major job.

**Household**—A household consists of all the persons who occupy a house, an apartment, or other group of rooms, or a room, which constitutes a housing unit. A group of rooms or a single room is regarded as a housing unit when it is occupied as separate living quarters; that is, when the occupants do not live and eat with any other person in the structure, and when there is direct access from the outside or through a common hall. The count of households excludes persons living in group quarters, such as rooming houses, military barracks, and institutions. Inmates of institutions (mental hospitals, rest homes, correctional institutions, etc.) are not included in the survey.

**Household Weight**—The household weight is used for tallying household characteristics. In March, the household weight is the March Supplement weight of the householder.

**Householder**—The householder refers to the person (or one of the persons) in whose name the housing unit is owned or rented (maintained) or, if there is no such person, any adult member, excluding roomers, boarders, or paid employees. If the house is owned or rented jointly by a married couple, the householder may be either the husband or the wife. The person designated as the householder is the "reference person" to whom the relationship of all other household members, if any, is recorded.

**Householder With No Other Relatives in Household**—A householder who has no relatives living in the household. This is the entry for a person living alone. Another example is the designated householder of an apartment shared by two or more unrelated individuals.

**Householder With Other Relatives (Including Spouse) in Household**—The person designated as householder if he/she has one or more relatives (including spouse) living in the household.

**Industry, Occupation, and Class of Worker (I&O)—Current Job** (basic data) For the employed, current job is the job held in the reference week (the week before the survey). Persons with two or more jobs are classified in the job at which they worked the most hours during the reference week. The unemployed are classified according to their latest full-time job lasting two or more weeks or by the job (either full-time or part-time). The I & O questions are also asked of persons not in the labor force who are in the fourth and eighth months in sample and who have worked in the last five years.

**Job Seekers**—All unemployed persons who made specific efforts to find a job sometime during the 4-week period preceding the survey week.

**Longitudinal Weight**—Used for gross flows analysis. Only found on adult records matched from month to month.

**PEMLR—(Major Labor Force Recode)**—This classification is available for each civilian 15 years old and over according to his/her responses to the monthly (basic) labor force items.

**Labor Force**—Persons are classified as in the labor force if they are employed, unemployed, or in the Armed Forces during the survey week. The "civilian labor force" includes all civilians classified as employed or unemployed. The file includes labor force data for civilians age 15 and over. However, the official definition of the civilian labor force is age 16 and over.

### 1. *Employed*

Employed persons comprise (1) all civilians who, during the survey week, do any work at all as paid employees or in their own business or profession, or on their own farm, or who work 15 hours or more as unpaid workers on a farm in a business operated by a member of the family; and (2) all those who have jobs but who are not working because of illness, bad weather, vacation, or labor-management dispute, or because they are taking time off for personal reasons, whether or not they are seeking other jobs.

These persons would have a Monthly Labor Force Recode (MLR) of 1 or 2 respectively in characters 180-181 of the person record which designates "at work" and "with a job, but not at work." Each employed person is counted only once. Those persons who held more than one job are counted in the job at which they worked the greatest number of hours during the survey week. If they worked an equal number of hours at more than one job, they are counted at the job they held the longest.

## 2. *Unemployed*

Unemployed persons are those civilians who, during the survey week, have no employment but are available for work, and (1) have engaged in any specific job seeking activity within the past 4 weeks such as registering at a public or private employment office, meeting with prospective employers, checking with friends or relatives, placing or answering advertisements, writing letters of application, or being on a union or professional register; (2) are waiting to be called back to a job from which they had been laid off; or (3) are waiting to report to a new wage or salary job within 30 days. These persons would have an MLR code of 3 or 4 in characters 180-181 of the person record. The unemployed includes job leavers, job losers, new job entrants, and job reentrants.

### a. *Job Leavers*

Persons who quit or otherwise terminate their employment voluntarily and immediately begin looking for work.

### b. *Job Losers*

Persons whose employment ends involuntarily, who immediately begin looking for work, and those persons who are already on layoff.

### c. *New Job Entrants*

Persons who never worked at a full-time job lasting two weeks or longer.

### d. *Job Reentrants*

Persons who previously worked at a full-time job lasting two weeks or longer but are out of the labor force prior to beginning to look for work.

Finally, it should be noted that the unemployment rate represents the number of persons unemployed as a percent of the civilian labor force 16 years old and over. This measure can also be computed for groups within the labor force classified by sex, age, marital status, race, etc. The job loser, job leaver, reentrant, and new entrant rates are each calculated as a percent of the civilian labor force 16 years old and over; the sum of the rates for the four groups thus equals the total unemployment rate.

## 3. *Not in Labor Force*

All civilians 15 years old and over who are not classified as employed or unemployed. These persons are further classified by major activity: retired, unable to work because of long-term physical or mental illness, and other. The "other" group includes, for the most part, students and persons keeping house. Persons who report doing unpaid work in a family farm or business for less than 15 hours are also classified as not in the labor force.

For persons not in the labor force, data on previous work experience, intentions to seek work again, desire for a job at the time of interview, and reasons for not looking for work are asked only in those households that are in the fourth and eighth months of the sample, i.e., the "outgoing" groups, those which had been in the sample for three previous months and would not be in for the subsequent month.

Persons classified as NILF have an MLR code of 5-7 in characters 180-181 of the person record.

**Layoff**—A person who is unemployed but expects to be called back to a specific job. If he/she expects to be called back within 30 days, it is considered a temporary layoff; otherwise, it is an indefinite layoff.

**Level of School Completed/Degree Received**—These data changed beginning with the January 1992 file. A new question, "What is the highest level of school ... has completed or the highest degree ... has received?" replaced the old "Highest grade attended" and "Year completed" questions. The new question provides more accurate data on the degree status of college students. Educational attainment applies only to progress in "regular" school. Such schools include graded public, private, and parochial elementary and high schools (both junior and senior high), colleges, universities, and professional schools, whether day schools or night schools. Thus, regular schooling is that which may advance a person toward an elementary school certificate or high school diploma, or a college, university, or professional school degree. Schooling in other than regular schools is counted only if the credits obtained are regarded as transferable to a school in the regular school system.

**Looking for Work**—A person who is trying to get work or trying to establish a business or profession.

**Marital Status**—The marital status classification identifies four major categories: single (never married), married, widowed, and divorced. These terms refer to the marital status at the time of enumeration.

The category "married" is further divided into "married, civilian spouse present," "married, Armed Force spouse present," "married, spouse absent," "married, Armed Force spouse absent," and "separated." A person is classified as "married, spouse present" if the husband or wife is reported as a member of the household even though he or she may be temporarily absent on business or on vacation, visiting, in a hospital, etc., at the time of the enumeration. Persons reported as "separated" included those with legal separations, those living apart with intentions of obtaining a divorce, and other persons permanently or temporarily estranged from their spouses because of marital discord.

For the purpose of this file, the group "other marital status" includes "widowed and divorced," "separated," and "other married, spouse absent."

**Month-In-Sample**—The term is defined as the number of times a unit is interviewed. Each unit is interviewed eight times during the life of the sample.

**Never Worked**—A person who has never held a full-time civilian job lasting two consecutive weeks or more.

**Nonfamily Householder**—A nonfamily householder (formerly called a primary individual) is a person maintaining a household while living alone or with nonrelatives only.

**Nonworker**—A person who does not do any work in the calendar year preceding the survey.

**Nonrelative of Householder With No Own Relatives in Household**—A nonrelative of the householder who has no relative(s) of his own in the household. This category includes such nonrelatives as a foster child, a ward, a lodger, a servant, or a hired hand, who has no relatives of his own living with him in the household.

**Nonrelative of Householder With Own Relatives (Including Spouse) in Household** Any household member who is not related to the householder but has relatives of his own in the household; for example, a lodger, his spouse, and their son.



**Other Relative of Householder**—Any relative of the householder other than his spouse or child; for example, father, mother, grandson, daughter-in-law, etc.

**Out Variable**—An instrument-created item that stores the results of another item.

**Own Child**—A child related by birth, marriage, or adoption to the family householder.

**Part-Time, Economic Reasons**—The item includes slack work, material shortages, repairs to plant or equipment, start or termination of job during the week, and inability to find full-time work. (See also Full-Time Worker.)

**Part-Time, Other Reasons**—The item includes labor dispute, bad weather, own illness, vacation, demands of home housework, school, no desire for full-time work, and full-time worker only during peak season.

**Part-Time Work**—Persons who work between 1 and 34 hours are designated as working "part-time" in the current job held during the reference week. For the March supplement, a person is classified as having worked part-time during the preceding calendar year if he worked less than 35 hours per week in a majority of the weeks in which he worked during the year. Conversely, he is classified as having worked full-time if he worked 35 hours or more per week during a majority of the weeks in which he worked.

**Part-Year Work**—Part-year work is classified as less than 50 weeks' work.

**Population Coverage**—Population coverage includes the civilian population of the United States plus approximately 820,000 members of the Armed Forces in the United States living off post or with their families on post but excludes all other members of the Armed Forces. This file excludes inmates of institutions. The labor force and work experience data are not collected for Armed Forces members.

**Processing Recode**—An item calculated by the processing system from a combination of other items in the database. The second character of the item name is always "R".

**Race**—The population is divided into three groups on the basis of race: White, Black, and Other races. The last category includes Indians, Japanese, Chinese, and any other race except White and Black. In most of the published tables, "Other Races" are shown in total population.

**Reentrants**—Persons who previously worked at a full-time job lasting two weeks or longer but who are out of the labor force prior to beginning to look for work.

**Related Children**—Related children in a family include own children and all other children in the household who are related to the householder by birth, marriage, or adoption. For each type of family unit identified in the CPS, the count of own children under 18 years old is limited to single (never married) children; however, "own children under 25" and "own children of any age," include all children regardless of marital status. The totals include never-married children living away from home in college dormitories.

**Related Subfamily**—A related subfamily is a married couple with or without children, or one parent with one or more own single (never married) children under 18 years old, living in a household and related to, but not including, the householder or spouse. The most common example of a related subfamily is a young married couple sharing the home of the husband's or wife's parents. The number of related subfamilies is not included in the number of families.

**School**—A person who spent most of his time during the survey week attending any kind of public or private school, including trade or vocational schools in which students receive no compensation in money or kind.

**Secondary Individual**—A secondary individual is a person in a household or group quarters such as a guest, roomer, boarder, or resident employee (excluding nonfamily households and inmates of institutions) who is not related to any other person in the household or group quarters.

**Self-Employed**—Self-employed persons are those who work for profit or fees in their own business, profession or trade, or operate a farm.

**Stretches of Unemployment**—A continuous stretch is one that is not interrupted by the person getting a job or leaving the labor market to go to school, to keep house, etc. A period of two weeks or more during which a person is employed or ceased looking for work is considered to break the continuity of the period of seeking work.

**Unable to Work**—A person is classified as unable to work because of long-term physical or mental illness, lasting six months or longer.

**Unedited item**—An item that is produced by the CAPI instrument, either collected during the interview or created by the CAPI instrument. The second character of the item name is always "U".

**Unemployed**—(See Labor Force.)

**Unpaid Family Workers**—Unpaid family workers are persons working without pay for 15 hours a week or more on a farm or in a business operated by a member of the household to whom they are related by birth or marriage.

**Unrelated Individuals**—Unrelated individuals are persons of any age (other than inmates of institutions) who are not living with any relatives. An unrelated individual may be (1) a nonfamily householder living alone or with nonrelatives only, (2) a roomer, boarder, or resident employee with no relatives in the household, or (3) a group quarters member who has no relatives living with him/her. Thus, a widow who occupies her house alone or with one or more other persons not related to her, a roomer not related to anyone else in the housing unit, a maid living as a member of her employer's household but with no relatives in the household, and a resident staff member in a hospital living apart from any relatives are all examples of unrelated individuals.

**Unrelated Subfamily**—An unrelated subfamily is a family that does not include among its members the householder and relatives of the householder. Members of unrelated subfamilies may include persons such as guests, roomers, boarders, or resident employees and their relatives living in a household. The number of unrelated subfamily members is included in the number of household members but is not included in the count of family members.

Persons living with relatives in group quarters were formerly considered as members of families. However, the number of such unrelated subfamilies became so small (37,000 in 1967) that beginning with the data for 1968 (and beginning with the census data for 1960) the Bureau of the Census includes persons in these unrelated subfamilies in the count of secondary individuals.

**Veteran Status**—If a male served at any time during the four major wars of this century, the code for the most recent wartime service is entered. The following codes are used:

- 0 Children under 15
- 1 Vietnam era
- 2 Korean
- 3 WWI
- 4 WWII
- 5 Other Service
- 6 Nonveteran

**Wage and Salary Workers**—Wage and salary workers receive wages, salary, commission, tips, or pay in kind from a private employer or from a governmental unit. Also included are persons who are self-employed in an incorporated business.

**Workers**—(See Labor Force--Employed.)

**Work Experience**—Includes those persons who during the preceding calendar year did any work for pay or profit or worked without pay on a family-operated farm or business at any time during the year, on a part-time or full-time basis.

**Year-Round Full-Time Worker**—A year-round full-time worker is one who usually worked 35 hours or more per week for 50 weeks or more during the preceding calendar year.

## ATTACHMENT 5

### HOW TO USE THE RECORD LAYOUT

Data users familiar with the CPS data files in prior years will see many similarities between the format of this file and those files released before January 1994. As in the past, there are numeric locations on the file which correspond to each variable. There is only one record layout which contains the variables for children, adults, and armed forces members. In prior years, each type of person had a separate record layout.

#### Item Naming Conventions

- ◆ The first character of each variable name is one of the following:
  - H - Household item
  - G - Geography item
  - \* P - Person item (includes adult items, child items, and armed forces items)
- \* There is no need to distinguish adult, child, and armed forces items in the variable names in the new system. The recode **PRPERTYP** (located in positions 161-162) tells you what category the person is in.
- ◆ The second character of each variable name is one of the following:
  - E - Edited item
  - U - Unedited item
  - X - Allocation flag (see Attachment 16 for more information)
  - W - Weight
  - R - Recode
- ◆ The remaining characters describe the variable.
- ◆ For multiple entry items, the file contains a separate variable for each possible response. Each item has the same descriptive name but a number is added as the last digit. For example, Question 22A allows separate entries for up to 6 job search methods. The item names are **PELKM1** (this item is edited), **PULKM2**, (this item is unedited), **PULKM3**, etc. These items are located in positions 296-307 of the record layout.

## ATTACHMENT 6

### CHANGES TO CPS PUBLIC USE FILES EFFECTIVE SEPTEMBER 1995

Effective September 1995, a number of revisions were made to the CPS public use files. Most were related to the recent phase-in of a new sample based on the results of the 1990 Census. This phase-in was completed in June 1995. Part of this changeover was the use of new metropolitan area definitions based on the results of the 1990 Decennial Census in selecting the new sample. As such, beginning in September 1995, metropolitan area definitions effective June 30, 1993 will be identified subject to confidentiality restrictions on the CPS public use files. The new variables and their locations are given below.

Concurrent with this revision, several other changes were made to the CPS public use files. The most important of these was the creation of a new set of household identification numbers for the September forward files. Bureau of the Census confidentiality restrictions require that we preclude the possibility of matching any households from data files before and after the September 1995 date. In conjunction with this, the Bureau revised its sample household numbering scheme. These two considerations resulted in the creation of a 15 character household identification number. The location of this number is now in characters 1-15 (previously 1-12) of all non-March files and characters 344-358 (previously 320-331) on the March files.

Also, on non-March files, the following variables changed locations:

Name	Location	
	Old	New
HUINTTYP	13-14	16-17
HULENSEC	15-19	109-113

The other change involves the suppression of several 3-digit occupation codes. Specifically, Codes 003 and 016 (legislators and postmasters, respectively) are collapsed into Code 022, (managers and administrators, N.E.C.) Also, Code 179, (judges) was collapsed into Code 178, (lawyers). None of the changes affected any of the occupation recodes.

Geographic Variable	NON-MARCH LOCATIONS		MARCH LOCATIONS	
	Prior to September 1995	September 1995 and Forward	Prior to September 1995	March 1996 and Forward
MSA/PMSA FIPS CODE	96-99	97-100	44-47	44-47
CMSA FIPS CODE	94-95	95-96	53-54*	53-54
METROPOLITAN/ NON- METROPOLITAN STATUS	107-108	105	57	57
CENTRAL CITY/BALANCE STATUS	111-112	104	58	58
MSA/PMSA SIZE	N/A	107	56*	56
CMSA/MSA SIZE	103-104	108	55*	55
INDIVIDUAL CENTRAL CITY CODE	109-110	106	285	285
FIPS COUNTY CODE	N/A	101-103	N/A	50-52

\*NOT ON THE MARCH 1995 FILE

# ATTACHMENT 7

## Basic Current Population Survey Record Layout

### A1. HOUSEHOLD INFORMATION

\*\*\*\*\*  
 \* STARTING JANUARY 1998 \*  
 \*\*\*\*\*

NAME	SIZE	DESCRIPTION	LOCATION
------	------	-------------	----------

All items, except those with one character, also can have values of -1, -2, or -3 even if such values are not listed in the documentation. The meanings of these values are as follows:

- 1 = Blank or not in universe
- 2 = Don't know
- 3 = Refused

Most edited items (E or R) in the second character of the item name also can be blank. This means that the record was not in universe for that item.

HRHHID	15	HOUSEHOLD IDENTIFIER	1 - 15
--------	----	----------------------	--------

EDITED UNIVERSE:

ALL HHLd's IN SAMPLE

HRMONTH	2	MONTH OF INTERVIEW	16-17
---------	---	--------------------	-------

EDITED UNIVERSE: ALL HHLd's IN SAMPLE

VALID ENTRIES

01= Min Value  
 12= Max Value

HRYEAR4	4	YEAR OF INTERVIEW	18-21
---------	---	-------------------	-------

EDITED UNIVERSE: ALL HHLd's IN SAMPLE

VALID ENTRIES

1998 = Min Value  
 2999 = Max Value

\*\*\*Note: For variables HUINTTYP and HURRSCNT, go to positions 65-68

NAME	SIZE	DESCRIPTION	LOCATION
HURESPLI	2	LINE NUMBER OF THE CURRENT RESPONDENT	22 - 23
		VALID ENTRIES	
		0 = Min Value	
		99= Max Value	
HUFINAL	3	FINAL OUTCOME CODE OUTCOME CODES BETWEEN 001 AND 200 ARE FOR CATI. ALL OTHER OUTCOME CODES ARE FOR CAPI.	24 - 26
		VALID ENTRIES	
		000 = New Interview - Not Contacted	
		001 = Fully Complete CATI Interview	
		002 = Partially Completed CATI Interview	
		005 = Labor Force Complete, Supplement Incomplete - CATI	
		024 = HH Occupied Entirely By Armed Forces Members	
		112 = Partial Interview With Callback Planned - CATI	
		200 = New Interview - Contacted	
		201 = CAPI Complete	
		202 = Callback Needed	
		203 = Sufficient Partial - Precloseout	
		204 = Sufficient Partial - At Closeout	
		205 = Labor Force Complete, - Suppl. Incomplete - CAPI	
		210 = CAPI Complete Reinterview	
		216 = No One Home	
		217 = Temporarily Absent	
		218 = Refused	
		219 = Other Occupied - Specify	
		224 = Armed Forces Occupied Or Under Age 14	
		225 = Temp. Occupied W/persons With URE	
		226 = Vacant Regular	
		227 = Vacant - Storage Of Hhld Furniture	
		228 = Unfit, To Be Demolished	
		229 = Under Construction, Not Ready	
		230 = Converted To Temp Business Or Storage	
		231 = Unoccupied Tent Or Trailer Site	
		232 = Permit Granted - Construction Not Started	
		233 = Other - Specify	
		240 = Demolished	
		241 = House Or Trailer Moved	
		242 = Outside Segment	
		243 = Converted To Perm. Business Or Storage	
		244 = Merged	
		245 = Condemned	
		246 = Built After April 1, 1980	
		247 = Unused Serial No./Listing Sheet Line	
		248 = Other - Specify	



NAME	SIZE	DESCRIPTION	LOCATION
HUSPNISH	2	IS SPANISH THE ONLY LANGUAGE SPOKEN BY ALL MEMBERS OF THIS HOUSEHOLD WHO ARE 15 YEARS OF AGE OR OLDER?  VALID ENTRIES  1 = Spanish Only Language Spoken	27 - 28
HETENURE	2	ARE YOUR LIVING QUARTERS... (READ ANSWER CATEGORIES)  EDITED UNIVERSE: HPRINTSTA = 1 OR HUTYPB = 1-3  VALID ENTRIES  1 = Owned Or Being Bought By A HH Member 2 = Rented For Cash 3 = Occupied Without Payment Of Cash Rent	29 - 30
HEHOUSUT	2	TYPE OF HOUSING UNIT  EDITED UNIVERSE: ALL HHLDs IN SAMPLE  VALID ENTRIES  0 = Other Unit 1 = House, Apartment, Flat 2 = HU In Nontransient Hotel, Motel, Etc. 3 = HU Permanent In Transient Hotel, Motel 4 = HU In Rooming House 5 = Mobile Home Or Trailer W/no Perm. Room Added 6 = Mobile Home Or Trailer W/1 Or More Perm. Rooms Added 7 = HU Not Specified Above 8 = Quarters Not HU In Rooming Or Brding Hs 9 = Unit Not Perm. In Transient Hotl, Motl 10= Unoccupied Tent Site Or Trlr Site 11= Student Quarters In College Dorm 12= Other Unit Not Specified Above	31 - 32
HETELHHD	2	IS THERE A TELEPHONE IN THIS HOUSE/APARTMENT?  EDITED UNIVERSE: HPRINTSTA = 1  VALID ENTRIES  1 = Yes 2 = No	33 - 34

NAME	SIZE	DESCRIPTION	LOCATION
HETELAVL	2	IS THERE A TELEPHONE ELSEWHERE ON WHICH PEOPLE IN THIS HOUSEHOLD CAN BE CONTACTED?  EDITED UNIVERSE: HETELHHD = 2  VALID ENTRIES  1 = Yes 2 = No	35 - 36
HEPHONEO	2	IS A TELEPHONE INTERVIEW ACCEPTABLE?  EDITED UNIVERSE: HETELHHD = 1 OR HETELAVL = 1  VALID ENTRIES  1 = Yes 2 = No	37 - 38
HUFAMINC	2	FAMILY INCOME (COMBINED INCOME OF ALL FAMILY MEMBERS DURING THE LAST 12 MONTHS. INCLUDES MONEY FROM JOBS, NET INCOME FROM BUSINESS, FARM OR RENT, PENSIONS, DIVIDENDS, INTEREST, SOCIAL SECURITY PAYMENTS AND ANY OTHER MONEY INCOME RECEIVED BY FAMILY MEMBERS WHO ARE 15 YEARS OF AGE OR OLDER.)  VALID ENTRIES  1 = Less Than \$5,000 2 = 5,000 to 7,499 3 = 7,500 to 9,999 4 = 10,000 to 12,499 5 = 12,500 to 14,999 6 = 15,000 to 19,999 7 = 20,000 to 24,999 8 = 25,000 to 29,999 9 = 30,000 to 34,999 10= 35,000 to 39,999 11= 40,000 to 49,999 12= 50,000 to 59,999 13= 60,000 to 74,999 14= 75,000 or more	39 - 40
HUTYPEA	2	TYPE A NONINTERVIEW REASON  VALID ENTRIES  1 = No One Home (NOH) 2 = Temporarily Absent (TA) 3 = Refused (REF) 4 = Other Occupied - Specify	41 - 42

NAME	SIZE	DESCRIPTION	LOCATION
HUTYPB	2	TYPE B NON-INTERVIEW REASON  VALID ENTRIES  1 = Vacant Regular 2 = Temporarily Occupied By Persons W/Ure 3 = Vacant-storage Of Hhld Furniture 4 = Unfit Or To Be Demolished 5 = Under Construction, Not Ready 6 = Converted To Temp Business Or Storage 7 = Unoccupied Tent Site Or Trailer Site 8 = Permit Granted Construction Not Started 9 = Other Type B - Specify	43 - 44
HUTYPC	2	TYPE C NON-INTERVIEW REASON  VALID ENTRIES  1 = Demolished 2 = House Or Trailer Moved 3 = Outside Segment 4 = Converted To Perm. Business Or Storage 5 = Merged 6 = Condemned 8 = Unused Line Of Listing Sheet 9 = Other - Specify	45 - 46
HWHHWGT	10	HOUSEHOLD WEIGHT (4 IMPLIED DECIMAL PLACES) USED FOR TALLYING HOUSEHOLD CHARACTERISTICS  EDITED UNIVERSE: HRINTSTA = 1	47 - 56
HRINTSTA	2	INTERVIEW STATUS  EDITED UNIVERSE: ALL HHLDs IN SAMPLE  VALID ENTRIES  1 = Interview 2 = Type A Non-interview 3 = Type B Non-interview 4 = Type C Non-interview	57 - 58
HRNUMHOU	2	TOTAL NUMBER OF PERSONS LIVING IN THE HOUSEHOLD (HOUSEHOLD MEMBERS).  EDITED UNIVERSE: ALL HHLDs IN SAMPLE  VALID ENTRIES  0 = Min Value 16 = Max Value	59 - 60

NAME	SIZE	DESCRIPTION	LOCATION
HRHTYPE	2	HOUSEHOLD TYPE	61 - 62
		EDITED UNIVERSE: ALL HHLDS IN SAMPLE	
		VALID ENTRIES	
		0 = Non-interview Household	
		1 = Husband/Wife Primary Family (Neither AF)	
		2 = Husb/Wife Prim. Family (Either/both AF)	
		3 = Unmarried Civilian Male-Prim. Fam Hhlder	
		4 = Unmarried Civ. Female-Prim Fam Hhlder	
		5 = Primary Family HHLDER-RP In AF, Unmar.	
		6 = Civilian Male Primary Individual	
		7 = Civilian Female Primary Individual	
		8 = Primary Individual HHLDER-RP In AF	
		9 = Group Quarters With Family	
		10 = Group Quarters Without Family	
HRMIS	2	MONTH-IN-SAMPLE	63 - 64
		EDITED UNIVERSE: ALL HHLDS IN SAMPLE	
		VALID ENTRIES	
		1 = Min Value	
		8 = Max Value	
HUINTTYP	2	TYPE OF INTERVIEW	65-66
		VALID ENTRIES	
		0 = Noninterview/indeterminate	
		1 = Personal	
		2 = Telephone	
HUPRSCNT	2	NUMBER OF ACTUAL AND ATTEMPTED PERSONAL CONTACTS	67-68
		VALID ENTRIES	
		1 = Min Value	
		9 = Max Value	
		Note: For Variables HRMONTH and HRYEAR, go to locations 16-21.	
HRLONGLK	2	LONGITUDINAL LINK INDICATOR	69 - 70
		EDITED UNIVERSE: ALL HHLDS IN SAMPLE	
		VALID ENTRIES	
		0 = Mis 1 Or Replacement HH (No Link)	
		2 = Mis 2-4 Or Mis 6-8	
		3 = Mis 5	

NAME	SIZE	DESCRIPTION	LOCATION
HRSAMPLE	4	SAMPLE IDENTIFIER  EDITED UNIVERSE: ALL HHLDs IN SAMPLE  VALID ENTRIES  A-Z = 1st Digit 000-999 = Digits 2-4	71 - 74
HRSERSUF	2	SERIAL SUFFIX IDENTIFIES EXTRA UNITS  EDITED UNIVERSE: ALL HHLDs IN SAMPLE  VALID ENTRIES  A-Z	75 - 76
HUHHNUM	2	HOUSEHOLD NUMBER THE INITIAL HOUSEHOLD RECEIVES A VALUE OF 1, AND SUBSEQUENT REPLACEMENT HOUSEHOLDS INCREASE THE VALUE BY 1.  VALID ENTRIES  01= Min Value 08= Max Value	77 - 78
HUBUS	2	DOES ANYONE IN THIS HOUSEHOLD HAVE A BUSINESS OR A FARM?  VALID ENTRIES  1 = Yes 2 = No	79 - 80
HUBUSL1	2	ENTER LINE NUMBER FOR HUBUS = 1  VALID ENTRIES  01= Min Value 99= Max Value	81 - 82
HUBUSL2	2	See BUSL1  VALID ENTRIES  1 = Min Value 99= Max Value	83 - 84

NAME	SIZE	DESCRIPTION	LOCATION
HUBUSL3	2	See BUSL1	85 - 86
		VALID ENTRIES	
		1 = Min Value	
		99= Max Value	
HUBUSL4	2	See BUSL1	87 - 88
		VALID ENTRIES	
		1 = Min Value	
		99= Max Value	

NAME	SIZE	DESCRIPTION	LOCATION
------	------	-------------	----------

A2. GEOGRAPHIC INFORMATION

GEREG	2	REGION	89 - 90
-------	---	--------	---------

EDITED UNIVERSE: ALL HHLD's IN SAMPLE

VALID ENTRIES

- 1 = Northeast
- 2 = Midwest (Formerly North Central)
- 3 = South
- 4 = West

GESTCEN	2	CENSUS STATE CODE	91 - 92
---------	---	-------------------	---------

EDITED UNIVERSE: ALL HHLD's IN SAMPLE

VALID ENTRIES

- |         |         |         |
|---------|---------|---------|
| 11 = ME | 51 = DE | 85 = NM |
| 12 = NH | 52 = MD | 86 = AZ |
| 13 = VT | 53 = DC | 87 = UT |
| 14 = MA | 54 = VA | 88 = NV |
| 15 = RI | 55 = WV | 91 = WA |
| 16 = CT | 56 = NC | 92 = OR |
| 21 = NY | 57 = SC | 93 = CA |
| 22 = NJ | 58 = GA | 94 = AK |
| 23 = PA | 59 = FL | 95 = HI |
| 31 = OH | 61 = KY |         |
| 32 = IN | 62 = TN |         |
| 33 = IL | 63 = AL |         |
| 34 = MI | 64 = MS |         |
| 35 = WI | 71 = AR |         |
| 41 = MN | 72 = LA |         |
| 42 = IA | 73 = OK |         |
| 43 = MO | 74 = TX |         |
| 44 = ND | 81 = MT |         |
| 45 = SD | 82 = ID |         |
| 46 = NE | 83 = WY |         |
| 47 = KS | 84 = CO |         |

NAME	SIZE	DESCRIPTION	LOCATION
GESTFIPS	2	FEDERAL INFORMATION PROCESSING STANDARDS (FIPS) STATE CODE	93 - 94

EDITED UNIVERSE: ALL HHLD's IN SAMPLE

VALID ENTRIES

01 = AL	30 = MT
02 = AK	31 = NE
04 = AZ	32 = NV
05 = AR	33 = NH
06 = CA	34 = NJ
08 = CO	35 = NM
09 = CT	36 = NY
10 = DE	37 = NC
11 = DC	38 = ND
12 = FL	39 = OH
13 = GA	40 = OK
15 = HI	41 = OR
16 = ID	42 = PA
17 = IL	44 = RI
18 = IN	45 = SC
19 = IA	46 = SD
20 = KS	47 = TN
21 = KY	48 = TX
22 = LA	49 = UT
23 = ME	50 = VT
24 = MD	51 = VA
25 = MA	53 = WA
26 = MI	54 = WV
27 = MN	55 = WI
28 = MS	56 = WY
29 = MO	

GECMSA	2	CMSA FIPS CODE	95 - 96
--------	---	----------------	---------

EDITED UNIVERSE: ALL HHLD's IN SAMPLE

VALID ENTRIES

00= Not Identified Or Nonmetropolitan  
 07= Min Value  
 97= Max Value  
 Specific CMSA Code  
 (See Specific Metropolitan Identifiers)



NAME	SIZE	DESCRIPTION	LOCATION
GEMSA	4	MSA/PMSA FIPS CODE  EDITED UNIVERSE: ALL HHLD's IN SAMPLE  VALID ENTRIES  0000 = Not Identified Or Non Metropolitan 0080 = Min Value 9360 = Max Value Specific MSA/PMSA Code (See Specific Metropolitan Identifiers)	97 - 100
GECO	3	FIPS COUNTY CODE  EDITED UNIVERSE: ALL HHLD's IN SAMPLE  VALID ENTRIES  000 = Not Identified 001-810 = Specific County Code (See Specific Metropolitan Identifiers) Note: This Code Must Be Used In Combination With A State Code (GESTFIPS Or GESTCEN) In Order To Uniquely Identify A County.	101 - 103
GEMSAST	1	CENTRAL CITY/BALANCE STATUS  EDITED UNIVERSE: ALL HHLD's IN SAMPLE  VALID ENTRIES  1 = Central City 2 = Balance 3 = Nonmetropolitan 4 = Not Identified	104 - 104
GEMETSTA	1	METROPOLITAN STATUS  EDITED UNIVERSE: ALL HHLD's IN SAMPLE  VALID ENTRIES  1 = Metropolitan 2 = Nonmetropolitan 3 = Not Identified	105 - 105

NAME	SIZE	DESCRIPTION	LOCATION
GEINDVCC	1	INDIVIDUAL CENTRAL CITY  EDITED UNIVERSE: ALL HHLD's IN SAMPLE  VALID ENTRIES  0 = Not Identified, Nonmetropolitan, Or Not A Central City 1-4 = Specific Central City Code (See Specific Metropolitan Identifiers) Note: Whenever Possible This Code Identifies Specific Central Cities In An MSA/PMSA That Have Multiple Central Cities. This Code Must Be Used In Combination With The MSA/PMSA FIPS Code (GEMSA) In Order To Uniquely Identify A Specific City.	106 - 106
GEMSASZ	1	MSA/PMSA SIZE  EDITED UNIVERSE: ALL HHLD's IN SAMPLE  VALID ENTRIES  0 = Not Identified Or Nonmetropolitan 2 = 100,000 - 249,999 3 = 250,000 - 499,999 4 = 500,000 - 999,999 5 = 1,000,000 - 2,499,999 6 = 2,500,000 - 4,999,999 7 = 5,000,000+	107 - 107
GECMSASZ	1	CMSA/MSA SIZE  EDITED UNIVERSE: ALL HHLD's IN SAMPLE  VALID ENTRIES  0 = Not Identified Or Nonmetropolitan 2 = 100,000 - 249,999 3 = 250,000 - 499,999 4 = 500,000 - 999,999 5 = 1,000,000 - 2,499,999 6 = 2,500,000 - 4,999,999 7 = 5,000,000+	108 - 108
HULENSEC	5	CUMULATIVE INTERVIEW TIME IN SECONDS  EDITED UNIVERSE: ALL HHLD's IN SAMPLE  VALID ENTRIES  00000 = Min Value 99999 = Max Value	109 - 113

NAME	SIZE	DESCRIPTION	LOCATION
		A3. PERSONS INFORMATION DEMOGRAPHIC ITEMS	
PROLDRRP	2	RELATIONSHIP TO REFERENCE PERSON (RECODE)	114 - 115
		EDITED UNIVERSE: PRPERTYP = 1, 2, OR 3	
		VALID ENTRIES	
		01= Ref Pers With Other Relatives In Hh	
		02= Ref Pers With No Other Relatives In Hh	
		03= Spouse	
		04= Child	
		05= Grandchild	
		06= Parent	
		07= Brother/Sister	
		08= Other Relative	
		09= Foster Child	
		10= Non-rel Of Ref Per W/Own Rels In Hh	
		11= Partner/Roommate	
		12= Non-rel Of Ref Per W/No Own Rels In Hh	
		SEE LOCATION 118 - 119 FOR AN UNCOLLAPSED VERSION	
PUPELIG	2	INTERVIEW STATUS OF EACH PERSON IN THE HOUSEHOLD	116 - 117
		VALID ENTRIES	
		1 = Eligible For Interview	
		2 = Labor Force Fully Complete	
		3 = Missing Labor Force Data For Person	
		4 = (Not Used)	
		5 = Assigned If Age Is Blank	
		6 = Armed Forces Member	
		7 = Under 15 Years Old	
		8 = Not A HH Member	
		9 = Deleted	
		10= Deceased	
		11= End Of List	
		12= After End Of List	
PERRP	2	RELATIONSHIP TO REFERENCE PERSON	118 - 119
		EDITED UNIVERSE: PRPERTYP = 1, 2, OR 3	
		VALID ENTRIES	
		EXPANDED RELATIONSHIP CATEGORIES	
		01= Reference Person W/rels.	
		02= Reference Person W/o Rels.	
		03= Spouse	
		04= Child	
		05= Grandchild	

NAME	SIZE	DESCRIPTION	LOCATION
------	------	-------------	----------

06= Parent  
 07= Brother/sister  
 08= Other Rel. Or Ref. Person  
 09= Foster Child  
 10= Nonrel. Of Ref. Person W/Rels.  
 11= Not Used  
 12= Nonrel. Of Ref. Person W/O Rels.  
 13= Unmarried Partner W/Rels.  
 14= Unmarried Partner W/Out Rels.  
 15= Housemate/Roommate W/Rels.  
 16= Housemate/Roommate W/Out Rels.  
 17= Roomer/Boarder W/Rels.  
 18= Roomer/Boarder W/Out Rels.

SEE LOCATION 114 - 115 FOR THE COLLAPSED VERSION

PEPARENT	2	LINE NUMBER OF PARENT	120 - 121
----------	---	-----------------------	-----------

EDITED UNIVERSE: EVERY PERSON

VALID ENTRIES

-1= No Parent  
 01= Min Value  
 99= Max Value

PEAGE	2	PERSONS AGE AS OF THE END OF SURVEY WEEK	122 - 123
-------	---	--	-----------

EDITED UNIVERSE: PRPERTYP = 1, 2, OR 3

VALID ENTRIES

0= Min Value  
 90= Max Value

PTAGE	1	TOP CODE FOR AGE	124 - 124
-------	---	------------------	-----------

VALID ENTRIES

0 = No Top Code  
 1 = Top Coded Value For Age

NAME	SIZE	DESCRIPTION	LOCATION
------	------	-------------	----------

\*\*\*\*\*  
 BEGINS IN APRIL 1996 \*  
 \*\*\*\*\*

PEMARITL	2	MARITAL STATUS	125 - 126
----------	---	----------------	-----------

EDITED UNIVERSE: PEAGE >= 15

VALID ENTRIES

- 1 = Married - Spouse Present
- 2 = Married - Spouse Absent
- 3 = Widowed
- 4 = Divorced
- 5 = Separated
- 6 = Never Married

PESPOUSE	2	LINE NUMBER OF SPOUSE	127 - 128
----------	---	-----------------------	-----------

EDITED UNIVERSE: PEMARITL = 1

VALID ENTRIES

- 1= No Spouse
- 01= Min Value
- 99= Max Value

PESEX	2	SEX	129 - 130
-------	---	-----	-----------

EDITED UNIVERSE: PRPERTYP = 1, 2, OR 3

VALID ENTRIES

- 1 = Male
- 2 = Female

PUAFEVER	2	DID YOU EVER SERVE ON ACTIVE DUTY IN THE U.S. ARMED FORCES?	131 - 132
----------	---	---	-----------

VALID ENTRIES

- 1 = Yes
- 2 = No

PEAFWHEN	2	WHEN DID YOU SERVE?	133 - 134
----------	---	---------------------	-----------

EDITED UNIVERSE: PRPERTYP = 2

VALID ENTRIES

- 1 = Vietnam Era (8/64-4/75)
- 2 = Korean War (6/50-1/55)
- 3 = World War II (9/40-7/47)
- 4 = World War I (4/17-11/18)
- 5 = Other Service (All Other Periods)
- 6 = Nonveteran

NAME	SIZE	DESCRIPTION	LOCATION
PEAFNOW	2	ARE YOU NOW IN THE ARMED FORCES  EDITED UNIVERSE: PRPERTYP = 2 OR 3  VALID ENTRIES  1 = Yes 2 = No	135 - 136
PEEDUCA	2	HIGHEST LEVEL OF SCHOOL COMPLETED OR DEGREE RECEIVED  EDITED UNIVERSE: PRPERTYP = 2 OR 3  VALID ENTRIES  31= Less Than 1st Grade 32= 1st, 2nd, 3rd Or 4th Grade 33= 5th Or 6th Grade 34= 7th Or 8th Grade 35= 9th Grade 36= 10th Grade 37= 11th Grade 38= 12th Grade No Diploma 39= High School Grad-Diploma Or Equiv (GED) 40= Some College But No Degree 41= Associate Degree-Occupational/Vocational 42= Associate Degree-Academic Program 43= Bachelor's Degree (Ex: BA, AB, BS) 44= Master's Degree (Ex: MA, MS, MENG, MED, MSW) 45= Professional School Deg (Ex: MD, DDS, DVM) 46= Doctorate Degree (Ex: PHD, EDD)	137 - 138
PERACE	2	RACE  EDITED UNIVERSE: PRPERTYP = 1, 2, OR 3  VALID ENTRIES  1 = White 2 = Black 3 = American Indian, Aleut, Eskimo 4 = Asian Or Pacific Islander	139 - 140
PRORIGIN	2	ORIGIN OR DESCENT  EDITED UNIVERSE: PRPERTYP = 1, 2, OR 3  VALID ENTRIES  01= Mexican American 02= Chicano 03= Mexican (Mexicano) 04= Puerto Rican 05= Cuban	141 - 142

NAME	SIZE	DESCRIPTION	LOCATION
		06= Central Or South American 07= Other Spanish 08= All Other 09= Don't Know 10= NA	
PUCHINHH	2	CHANGE IN HOUSEHOLD COMPOSITION	143 - 144
		VALID ENTRIES	
		1 = Person Added 2 = Person Added - URE 3 = Person Undeleted 4 = Person Died 5 = Deleted For Reason Other Than Death 6 = Person Joined Armed Forces 7 = Person No Longer In Af 9 = Change In Demographic Information	
PUREFLG	2	FLAG FOR RELATIONSHIP TO THE OWNER OF A BUSINESS.	145 - 146
		VALID ENTRIES	
		0 = Not Owner Or Related To Owner 1 = Owner Of Bus Or Related To Owner Of Bus	
PULINENO	2	PERSON'S LINE NUMBER	147 - 148
		VALID ENTRIES	
		01= Min Value 99= Max Value	
FILLER	2		149 - 150
PRFAMNUM	2	FAMILY NUMBER RECODE	151 - 152
		EDITED UNIVERSE: PRPERTYP = 1, 2, OR 3	
		VALID ENTRIES	
		00= Not A Family Member 01= Primary Family Member Only 02= Subfamily No. 2 Member 03= Subfamily No. 3 Member 04= Subfamily No. 4 Member 05= Subfamily No. 5 Member 06= Subfamily No. 6 Member 07= Subfamily No. 7 Member 08= Subfamily No. 8 Member 09= Subfamily No. 9 Member 10= Subfamily No. 10 Member 11= Subfamily No. 11 Member 12= Subfamily No. 12 Member 13= Subfamily No. 13 Member 14= Subfamily No. 14 Member	

NAME	SIZE	DESCRIPTION	LOCATION
		15= Subfamily No. 15 Member 16= Subfamily No. 16 Member 17= Subfamily No. 17 Member 18= Subfamily No. 18 Member 19= Subfamily No. 19 Member	
PRFAMREL	2	FAMILY RELATIONSHIP RECODE  EDITED UNIVERSE: PRPERTYP = 1, 2, OR 3  VALID ENTRIES  0 = Not A Family Member 1 = Reference Person 2 = Spouse 3 = Child 4 = Other Relative (Primary Family & Unrel)	153 - 154
PRFAMTYP	2	FAMILY TYPE RECODE  EDITED UNIVERSE: PRPERTYP = 1, 2, OR 3  VALID ENTRIES  1 = Primary Family 2 = Primary Individual 3 = Related Subfamily 4 = Unrelated Subfamily 5 = Secondary Individual	155 - 156
PRHSPNON	2	HISPANIC OR NON-HISPANIC  EDITED UNIVERSE: PRPERTYP = 1, 2, OR 3  VALID ENTRIES  1 = Hispanic 2 = Non-Hispanic	157 - 158
PRMARSTA	2	MARITAL STATUS BASED ON ARMED FORCES PARTICIPATION  EDITED UNIVERSE: PRPERTYP = 2 OR 3  VALID ENTRIES  1 = Married, Civilian Spouse Present 2 = Married, Armed Forces Spouse Present 3 = Married, Spouse Absent (Exc. Separated) 4 = Widowed 5 = Divorced 6 = Separated 7 = Never Married	159 - 160



NAME	SIZE	DESCRIPTION	LOCATION
PRPERTYP	2	TYPE OF PERSON RECORD RECODE  EDITED UNIVERSE: ALL HOUSEHOLD MEMBERS  VALID ENTRIES  1 = Child Household Member 2 = Adult Civilian Household Member 3 = Adult Armed Forces Household Member	161 - 162
PENATVTY	3	COUNTRY OF BIRTH  EDITED UNIVERSE: PRPERTYP = 1, 2, OR 3  VALID ENTRIES  057 = United States 072 = Puerto Rico 096 = U.S. Outlying Area 100-554 = Foreign Country Or At Sea 555 = Abroad, Country Not Known	163 - 165
PEMNTVTY	3	MOTHER'S COUNTRY OF BIRTH  EDITED UNIVERSE: PRPERTYP = 1, 2, OR 3  VALID ENTRIES  057 = United States 072 = Puerto Rico 096 = U.S. Outlying Area 100-554 = Foreign Country Or At Sea 555 = Abroad, Country Not Known	166 - 168
PEFNTVTY	3	FATHER'S COUNTRY OF BIRTH  EDITED UNIVERSE: PRPERTYP = 1, 2, OR 3  VALID ENTRIES  057 = United States 072 = Puerto Rico 096 = U.S. Outlying Area 100-554 = Foreign Country Or At Sea 555 = Abroad, Country Not Known	169 - 171

NAME	SIZE	DESCRIPTION	LOCATION
PRCITSHP	2	CITIZENSHIP STATUS	172 - 173

EDITED UNIVERSE: PRPERTYP = 1, 2, OR 3

VALID ENTRIES

- 1 = Native, Born In The United States
- 2 = Native, Born In Puerto Rico Or U.S. Outlying Area
- 3 = Native, Born Abroad Of American Parent Or Parents
- 4 = Foreign Born, U.S. Citizen By Naturalization
- 5 = Foreign Born, Not A Citizen Of The United States

PRCITFLG	2	CITIZENSHIP ALLOCATION FLAG	174 - 175
----------	---	-----------------------------	-----------

EDITED UNIVERSE: PRPERTYP = 1, 2, OR 3

(See Allocation Flags Attachment)  
Placed in this position because naming convention is different from all other allocation flags.

PRINUSYR	2	IMMIGRANT'S YEAR OF ENTRY	176 - 177
----------	---	---------------------------	-----------

EDITED UNIVERSE: PRCITSHP = 2, 3, 4, OR 5

VALID ENTRIES

- 1= Not In Universe (Born In U.S.)
- 00= Not Foreign Born
- 01= Before 1950
- 02= 1950-1959
- 03= 1960-1964
- 04= 1965-1969
- 05= 1970-1974
- 06= 1975-1979
- 07= 1980-1981
- 08= 1982-1983
- 09= 1984-1985
- 10= 1986-1987
- 11= 1988-1989
- 12= 1990-1991
- 13= 1992-1993
- 14= 1994-1995
- 15= 1996-1998

\*\*\*\*\*  
 \* STARTING JANUARY 1999 \*  
 \*\*\*\*\*

15= 1996-1999



NAME	SIZE	DESCRIPTION	LOCATION
		A4. PERSONS INFORMATION LABOR FORCE ITEMS	
PUSLFPRX	2	LABOR FORCE INFORMATION COLLECTED BY SELF OR PROXY RESPONSE	178 - 179
		VALID ENTRIES	
		1 = Self	
		2 = Proxy	
		3 = Both Self And Proxy	
PEMLR	2	MONTHLY LABOR FORCE RECODE	180 - 181
		EDITED UNIVERSE: PRPERTYP = 2	
		VALID ENTRIES	
		1 = Employed-At Work	
		2 = Employed-Absent	
		3 = Unemployed-On Layoff	
		4 = Unemployed-Looking	
		5 = Not In Labor Force-Retired	
		6 = Not In Labor Force-Disabled	
		7 = Not In Labor Force-Other	
PUWK	2	LAST WEEK, DID YOU DO ANY WORK FOR (EITHER) PAY (OR PROFIT)?	182 - 183
		VALID ENTRIES	
		1 = Yes	
		2 = No	
		3 = Retired	
		4 = Disabled	
		5 = Unable To Work	
PUBUS1	2	LAST WEEK, DID YOU DO ANY UNPAID WORK IN THE FAMILY BUSINESS OR FARM?	184 - 185
		VALID ENTRIES	
		1 = Yes	
		2 = No	
PUBUS2OT	2	DO YOU RECEIVE ANY PAYMENTS OR PROFITS FROM THE BUSINESS?	186 - 187
		VALID ENTRIES	
		1 = Yes	
		2 = No	

NAME	SIZE	DESCRIPTION	LOCATION
PUBUSCK1	2	CHECK ITEM 1 FILTER FOR QUESTIONS ON UNPAID WORK  VALID ENTRIES  1 = Goto PUBUS1 2 = Goto PURETCK1	188 - 189
PUBUSCK2	2	CHECK ITEM 2 SKIPS OWNERS OF FAMILY BUSINES WHO DID NOT WORK LAST WEEK  VALID ENTRIES  1 = Goto PUHRUSL1 2 = Goto PUBUS2	190 - 191
PUBUSCK3	2	CHECK ITEM 3  VALID ENTRIES  1 = Goto PUABSRSN 2 = Goto PULAY	192 - 193
PUBUSCK4	2	CHECK ITEM 4  VALID ENTRIES  1 = Goto PUHRUSL1 2 = Goto PUABSPD	194 - 195
PURETOT	2	RETIREMENT STATUS (LAST MONTH YOU WERE REPORTED TO BE RETIRED, ARE YOU STILL RETIRED THIS MONTH?)  VALID ENTRIES  1 = Yes 2 = No 3 = Was Not Retired Last Month	196 - 197
PUDIS	2	DISABILITY STATUS (LAST MONTH YOU WERE REPORTED TO HAVE A DISABILITY.) DOES YOUR DISABILITY CONTINUE TO PREVENT YOU FROM DOING ANY KIND OF WORK FOR THE NEXT 6 MONTHS?  VALID ENTRIES  1 = Yes 2 = No 3 = Did Not Have Disability Last Month	198 - 199

NAME	SIZE	DESCRIPTION	LOCATION
PERET1	2	DO YOU CURRENTLY WANT A JOB, EITHER FULL OR PART-TIME?  EDITED UNIVERSE: PEMLR = 5 AND (PURETOT = 1 OR (PUWK = 3 AND PEAGE >= 50) OR (PUABS = 3 AND PEAGE >= 50) OR (PULAY = 3 AND PEAGE >= 50))  VALID ENTRIES  1 = Yes 2 = No 3 = Has A Job	200 - 201
PUDIS1	2	DOES YOUR DISABILITY PREVENT YOU FROM ACCEPTING ANY KIND OF WORK DURING THE NEXT SIX MONTHS?  VALID ENTRIES  1 = Yes 2 = No	202 - 203
PUDIS2	2	DO YOU HAVE A DISABILITY THAT PREVENTS YOU FROM ACCEPTING ANY KIND OF WORK DURING THE NEXT SIX MONTHS?  VALID ENTRIES  1 = Yes 2 = No	204 - 205
PUABSOT	2	LAST WEEK DID YOU HAVE A JOB EITHER FULL OR PART-TIME?  VALID ENTRIES  1 = Yes 2 = No 3 = Retired 4 = Disabled 5 = Unable To Work	206 - 207
PULAY	2	LAST WEEK, WERE YOU ON LAYOFF FROM A JOB?  VALID ENTRIES  1 = Yes 2 = No 3 = Retired 4 = Disabled 5 = Unable To Work	208 - 209

NAME	SIZE	DESCRIPTION	LOCATION
PEABRSN	2	WHAT IS THE MAIN REASON YOU WERE ABSENT FROM WORK LAST WEEK?  EDITED UNIVERSE: PEMLR = 2  VALID ENTRIES  1 = On Layoff 2 = Slack Work/Business Conditions 3 = Waiting For A New Job To Begin 4 = Vacation/Personal Days 5 = Own Illness/Injury/Medical Problems 6 = Child Care Problems 7 = Other Family/Personal Obligation 8 = Maternity/Paternity Leave 9 = Labor Dispute 10= Weather Affected Job 11= School/Training 12= Civic/Military Duty 13= Does Not Work In The Business 14= Other (Specify)	210 - 211
PEABSPDO	2	ARE YOU BEING PAID BY YOUR EMPLOYER FOR ANY OF THE TIME OFF LAST WEEK?  EDITED UNIVERSE: PEABRSN = 4-12, 14  VALID ENTRIES  1 = Yes 2 = No	212 - 213
PEMJOT	2	DO YOU HAVE MORE THAN ONE JOB?  EDITED UNIVERSE: PEMLR = 1, 2  VALID ENTRIES  1 = Yes 2 = No	214 - 215
PEMJNUM	2	ALTOGETHER, HOW MANY JOBS DID YOU HAVE?  EDITED UNIVERSE: PEMJOT = 1  VALID ENTRIES  2 = Jobs 3 = 3 Jobs 4 = 4 Or More Jobs	216 - 217

NAME	SIZE	DESCRIPTION	LOCATION
PEHRUSL1	2	HOW MANY HOURS PER WEEK DO YOU USUALLY WORK AT YOUR MAIN JOB?  EDITED UNIVERSE: PEMJOT = 1 OR 2 AND PEMLR = 1 OR 2  VALID ENTRIES  -4= Hours Vary 0= Min Value 99= Max Value	218 - 219
PEHRUSL2	2	HOW MANY HOURS PER WEEK DO YOU USUALLY WORK AT YOUR OTHER (JOB/JOBS)?  EDITED UNIVERSE: PEMJOT = 1 AND PEMLR = 1 OR 2  VALID ENTRIES  -4= Hours Vary 0= Min Value 99= Max Value	220 - 221
PEHRFTPT	2	DO YOU USUALLY WORK 35 HOURS OR MORE PER WEEK?  EDITED UNIVERSE: PEHRUSL1 = -4 OR PEHRUSL2 = -4  VALID ENTRIES  1 = Yes 2 = No 3 = Hours Vary	222 - 223
PEHRUSLT	3	SUM OF HRUSL1 AND HRUSL2.  EDITED UNIVERSE: PEMLR = 1 OR 2  VALID ENTRIES  -4= Varies 0= Min Value 198 = Max Value	224 - 226



NAME	SIZE	DESCRIPTION	LOCATION
PEHRWANT	2	DO YOU WANT TO WORK A FULL-TIME WORKWEEK OF 35 HOURS OR MORE PER WEEK?  EDITED UNIVERSE: PEMLR = 1 AND (PEHRUSLT = 0-34 PEHRFTPT = 2)  VALID ENTRIES  1 = Yes 2 = No 3 = Regular Hours Are Full-Time	227 - 228
PEHRRSN1	2	WHAT IS YOUR MAIN REASON FOR WORKING PART-TIME?  EDITED UNIVERSE: PEHRWANT = 1 (PEMLR = 1 AND PEHRUSLT < 35)  VALID ENTRIES  1 = Slack Work/Business Conditions 2 = Could Only Find Part-time Work 3 = Seasonal Work 4 = Child Care Problems 5 = Other Family/Personal Obligations 6 = Health/Medical Limitations 7 = School/Training 8 = Retired/Social Security Limit On Earnings 9 = Full-time Workweek Is Less Than 35 Hrs 10= Other - Specify	229 - 230
PEHRRSN2	2	WHAT IS THE MAIN REASON YOU DO NOT WANT TO WORK FULL-TIME?  EDITED UNIVERSE: PEHRWANT = 2 (PEMLR = 1 AND PEHRUSLT < 35)  VALID ENTRIES  1 = Child Care Problems 2 = Other Family/Personal Obligations 3 = Health/Medical Limitations 4 = School/Training 5 = Retired/Social Security Limit On Earnings 6 = Full-Time Workweek Less Than 35 Hours 7 = Other - Specify	231 - 232

NAME	SIZE	DESCRIPTION	LOCATION
PEHRRSN3	2	WHAT IS THE MAIN REASON YOU WORKED LESS THAN 35 HOURS LAST WEEK?  EDITED UNIVERSE: PEHRACTT = 1-34 AND PUHRCK7 NE 1, 2 (PEMLR = 1 AND PEHRUSLT = 35+)  VALID ENTRIES  1 = Slack Work/Business Conditions 2 = Seasonal Work 3 = Job Started Or Ended During Week 4 = Vacation/Personal Day 5 = Own Illness/Injury/Medical Appointment 6 = Holiday (Legal Or Religious) 7 = Child Care Problems 8 = Other Family/Personal Obligations 9 = Labor Dispute 10= Weather Affected Job 11= School/Training 12= Civic/Military Duty 13= Other Reason	233 - 234
PUHROFF1	2	LAST WEEK, DID YOU LOSE OR TAKE OFF ANY HOURS FROM YOUR JOB, FOR ANY REASON SUCH AS ILLNESS, SLACK WORK, VACATION, OR HOLIDAY?  VALID ENTRIES  1 = Yes 2 = No	235 - 236
PUHROFF2	2	HOW MANY HOURS DID YOU TAKE OFF?  VALID ENTRIES  0 = Min Value 99= Max Value	237 - 238
PUHROT1	2	LAST WEEK, DID YOU WORK ANY OVERTIME OR EXTRA HOURS (AT YOUR MAIN JOB) THAT YOU DO NOT USUALLY WORK?  VALID ENTRIES  1 = Yes 2 = No	239 - 240
PUHROT2	2	HOW MANY ADDITIONAL HOURS DID YOU WORK?  VALID ENTRIES  0 = Min Value 99= Max Value	241 - 242

NAME	SIZE	DESCRIPTION	LOCATION
PEHRACT1	2	LAST WEEK, HOW MANY HOURS DID YOU ACTUALLY WORK AT YOUR JOB?  EDITED UNIVERSE: PEMLR = 1  VALID ENTRIES  0 = Min Value 99= Max Value	243 - 244
PEHRACT2	2	LAST WEEK, HOW MANY HOURS DID YOU ACTUALLY WORK AT YOUR OTHER (JOB/JOBS)  EDITED UNIVERSE: PEMLR = 1 AND PEMJOT = 1  VALID ENTRIES  0 = Min Value 99= Max Value	245 - 246
PEHRACTT	3	SUM OF PEHRACT1 AND PEHRACT2.  EDITED UNIVERSE: PEMLR = 1  VALID ENTRIES  0 = Min Value 198 = Max Value	247 - 249
PEHRAVL	2	LAST WEEK, COULD YOU HAVE WORKED FULL-TIME IF THE HOURS HAD BEEN AVAILABLE?  EDITED UNIVERSE: PEHRACTT = 1-34 (PEMLR = 1 AND PEHRUSLT < 35 AND PEHRRSN1 = 1, 2, 3)  VALID ENTRIES  1 = Yes 2 = No	250 - 251
PULBHSEC	5	TOTAL SECONDS TO COMPLETE LABOR FORCE ITEMS.  VALID ENTRIES  00000 = Min Value 99999 = Max Value	252 - 256
PUHRCK1	2	CHECK ITEM 1  VALID ENTRIES  1 = Goto PUHRUSL2 2 = Goto PUHRUSLT	257 - 258

NAME	SIZE	DESCRIPTION	LOCATION
PUHRCK2	2	CHECK ITEM 2 SKIPS PERSONS RESPONDING YES TO HRFTPT OUT OF PT SERIES  VALID ENTRIES  1 = If Entry Of 1 In MJ And Entry Of D, R Or V In HRUSL1 And Entry Of, R, V Or 0-34 In HRUSL2 Goto RFTPT 2 = If Entry Of 1 In Mj And Entry Of , R Or V In HRUSL2 And Entry Of D, V Or 0-34 In HRUSL1 Goto HRFTPT 3 = If Entry Of 2, D Or R In Mj And Entry Of D, R Or V In HRUSL1 Goto HRFTPT 4 = If Entry Of 1 In BUS1 And Entry Of D, R Or V In HRUSL1 Then Goto HRFTPT 5 = All Others Goto HRCK3-C	259 - 260
PUHRCK3	2	CHECK ITEM 3  VALID ENTRIES  1 = If Entry Of 1 In ABSOT Or (Entry Or 2 In ABSOT And Entry Of 1 In BUS And Current R_P Equals BUSLST) Then Goto HRCK8 2 = If Entry Of 3 In Ret1 Goto HRCK8 3 = If Entry In HRUSL1 Is 0-34 Hours Goto HRCK4-C 4 = If Entry In HRUSL1 Is 35+ Goto HROFF1 5 = All Others Goto HRCK4-C 6 = Goto PUHRCK4	261 - 262
PUHRCK4	2	CHECK ITEM 4  VALID ENTRIES  1 = If Entry Of 1, D, R OR V In HRFTPT Then GOTO HRACT1 2 = If ENTRY OF 2, D Or R In BUS2 Then GOTO HROFF1 3 = If HRUSL1 Is 0-34 Then GOTO HRWANT 4 = If Entry Of 2 In HRFTPT Then GOTO HRWANT 5 = All Others GOTO HRACT1	263 - 264
PUHRCK5	2	CHECK ITEM 5  VALID ENTRIES  1 = If Entry Of 1 In MJOT Goto HRACT2 2 = All Others Goto HRCK6-C	265 - 266

NAME	SIZE	DESCRIPTION	LOCATION
PUHRCK6	2	CHECK ITEM 6  VALID ENTRIES  1 = If HRACT1 And HRACT2 Eq 0 And Entry Of 2, D, R In BUS2 Then Goto Lk 2 = If HRACT1 And HRACT2 Eq 0 Then Store 1 In ABSOT And Goto Absrsn 3 = All Others Goto HRACTt-C	267 - 268
PUHRCK7	2	CHECK ITEM 7  VALID ENTRIES  1 = (If Entry Of 2, D Or R In Bus2) And (HRACT1 Less Than 15 Or D) Goto HRCK8 2 = (If Entry Of 2, D Or R In Bus2) And (HRACT1 Is 15+) Goto HRCK8 3 = (If HRUSLt Is 35+ Or If Entry Of 1 In HRFTPT) And (HRACTt < 35) And Entry In HRACT1, Or HRACT2 Isn't D Or R Then Goto Hrrsn3 4 = If Entry Of 1 In Hrwant And HRACTt < 35 And (Entry Of 1, 2, 3 In Hrrsn1) Goto Hravi 5 = All Others Goto HRCK8	269 - 270
PUHRCK12	2	CHECK ITEM 12  VALID ENTRIES  1 = If Entry Of 2, D Or R In BUS2 And HRACTT Is Less Than 15 Or D Goto Lk 2 = All Others Goto lock1	271 - 272
PULAYDT	2	HAS YOUR EMPLOYER GIVEN YOU A DATE TO RETURN TO WORK?  VALID ENTRIES  1 = Yes 2 = No	273 - 274
PULAY6M	2	HAVE YOU BEEN GIVEN ANY INDICATION THAT YOU WILL BE RECALLED TO WORK WITHI THE NEXT 6 MONTHS?  VALID ENTRIES  1 = Yes 2 = No	275 - 276

NAME	SIZE	DESCRIPTION	LOCATION
PELAYAVL	2	<p>COULD YOU HAVE RETURNED TO WORK LAST WEEK IF YOU HAD BEEN RECALLED?</p> <p>EDITED UNIVERSE: PEMLR = 3</p> <p>VALID ENTRIES</p> <p>1 = Yes 2 = No</p>	277 - 278
PULAYAVR	2	<p>WHY IS THAT?</p> <p>VALID ENTRIES</p> <p>1 = Own Temporary Illness 2 = Going To School 3 = Other</p>	279 - 280
PELAYLK	2	<p>EVEN THOUGH YOU ARE TO BE CALLED BACK TO WORK, HAVE YOU BEEN LOOKING FOR WORK DURING THE LAST 4 WEEKS.</p> <p>EDITED UNIVERSE: PELAYAVL= 1, 2</p> <p>VALID ENTRIES</p> <p>1 = Yes 2 = No</p>	281 - 282
PELAYDUR	3	<p>DURATION OF LAYOFF</p> <p>EDITED UNIVERSE: PELAYLK = 1, 2</p> <p>VALID ENTRIES</p> <p>1 = Min Value 260 = Max Value</p>	283 - 285
PELAYFTO	2	<p>FT/PT STATUS OF JOB FROM WHICH SAMPLE PERSON WAS ON LAYOFF FROM</p> <p>EDITED UNIVERSE: PELAYDUR = 0-120</p> <p>VALID ENTRIES</p> <p>1 = Yes 2 = No</p>	286 - 287
PULAYCK1	2	<p>CHECK ITEM 1</p> <p>VALID ENTRIES</p> <p>1 = Goto PULAYCK3 2 = Goto PULAYFT 3 = Goto PULAYDR</p>	288 - 289

NAME	SIZE	DESCRIPTION	LOCATION
PULAYCK2	2	CHECK ITEM 2 SCREEN FOR DEPENDENT LAYOFF  VALID ENTRIES  1 = Goto PULAYDR3 2 = Goto PULAYFT	290 - 291
PULAYCK3	2	CHECK ITEM 3 FILTER FOR DEPENDENT I & O  VALID ENTRIES  1 = MISCK = 5 GOTO IO1INT 2 = I-ICR = 1 OR I-OCR = 1, GOTO IO1INT 3 = ALL OTHERS GOTO SCHCK	292 - 293
PULK	2	HAVE YOU BEEN DOING ANYTHING TO FIND WORK DURING THE LAST 4 WEEKS?  VALID ENTRIES  1 = Yes 2 = No 3 = Retired 4 = Disabled 5 = Unable To Work	294 - 295
PELKM1	2	WHAT ARE ALL OF THE THINGS YOU HAVE DONE TO FIND WORK DURING THE LAST 4 WEEKS? (FIRST METHOD)  EDITED UNIVERSE: PEMLR = 4  VALID ENTRIES  1 = Contacted Employer Directly/Interview 2 = Contacted Public Employment Agency 3 = Contacted Private Employment Agency 4 = Contacted Friends Or Relatives 5 = Contacted School/University Empl Center 6 = Sent Out Resumes/Filled Out Application 7 = Checked Union/Professional Registers 8 = Placed Or Answered Ads 9 = Other Active 10= Looked At Ads 11= Attended Job Training Programs/courses 12= Nothing 13= Other Passive	296 - 297
PULKM2	2	ANYTHING ELSE? (SECOND METHOD)  VALID ENTRIES  1 = Contacted Employer Directly/Interview 2 = Contacted Public Employment Agency 3 = Contacted Private Employment Agency	298 - 299

NAME	SIZE	DESCRIPTION	LOCATION
PEDWLKWK	2	SINCE YOU LEFT THAT JOB OR BUSINESS HAVE YOU LOOKED FOR WORK?  EDITED UNIVERSE: PEDW4WK = 2  VALID ENTRIES  1 = Yes 2 = No	357 - 358
PEDWAVL	2	LAST WEEK, COULD YOU HAVE STARTED A JOB IF ONE HAD BEEN OFFERED?  EDITED UNIVERSE: (PEDWWK = 2) or (PEDWLKWK = 1)  VALID ENTRIES  1 = Yes 2 = No	359 - 360
PEDWAVR	2	WHY IS THAT?  EDITED UNIVERSE: PEDWAVL = 2  VALID ENTRIES  1 = Own Temporary Illness 2 = Going To School 3 = Other	361 - 362
PUDWCK1	2	SCREEN FOR DISCOURAGED WORKERS  VALID ENTRIES  1 = If Entry Of 2 In BUS2 Goto PUSCHCK 2 = If Entry Of 3 On Absrsn Goto UNLFCK1 3 = If Entry Of 1 In Ret1, Store 1 In WWMTO And Goto PUDWCK4 4 = All Others Goto PUDWWNT	363 - 364
PUDWCK2	2	SCREEN FOR DISABLED  VALID ENTRIES  1 = If Entry In Dis1 Or Dis2 Goto PUJHCK1-C 2 = If Entry Of 4 In Dwwnt Goto PUDIS1 3 = If Entry Of 5 In Dwwnt Goto PUDIS2 4 = All Others Goto PUDWCK4	365 - 366
PUDWCK3	2	FILTER FOR RETIRED  VALID ENTRIES  1 = If AGERNG Equals 1-4 Or 9 Goto PUDWCK4 2 = All Others Goto PUNLFCK2	367 - 368



NAME	SIZE	DESCRIPTION	LOCATION
		10= Looked At Ads 11= Attended Job Training Programs/Courses 13= Other Passive	
PULKM6	2	SAME AS PULKM2 (SIXTH METHOD)	306 - 307
		VALID ENTRIES  1 = Contacted Employer Directly/Interview 2 = Contacted Public Employment Agency 3 = Contacted Private Employment Agency 4 = Contacted Friends Or Relatives 5 = Contacted School/University Empl Center 6 = Sent Out Resumes/Filled Out Application 7 = Checked Union/Professional Registers 8 = Placed Or Answered Ads 9 = Other Active 10= Looked At Ads 11= Attended Job Training Programs/Courses 13= Other Passive	
PULKDK1	2	YOU SAID YOU HAVE BEEN TRYING TO FIND WORK. HOW DID YOU GO ABOUT LOOKING? (FIRST METHOD)	308 - 309
		VALID ENTRIES  1 = Contacted Employer Directly/Interview 2 = Contacted Public Employment Agency 3 = Contacted Private Employment Agency 4 = Contacted Friends Or Relatives 5 = Contacted School/University Empl Center 6 = Sent Out Resumes/Filled Out Application 7 = Checked Union/Professional Registers 8 = Placed Or Answered Ads 9 = Other Active 10= Looked At Ads 11= Attended Job Training Programs/Courses 12= Nothing 13= Other Passive	
PULKDK2	2	ANYTHING ELSE? (SECOND METHOD)	310 - 311
		VALID ENTRIES  1 = Contacted Employer Directly/Interview 2 = Contacted Public Employment Agency 3 = Contacted Private Employment Agency 4 = Contacted Friends Or Relatives 5 = Contacted School/University Empl Center 6 = Sent Out Resumes/Filled Out Application 7 = Checked Union/Professional Registers 8 = Placed Or Answered Ads 9 = Other Active 10= Looked At Ads 11= Attended Job Training Programs/Courses 13= Other Passive	

NAME	SIZE	DESCRIPTION	LOCATION
PULKDK3	2	SAME AS PULKDK2 (THIRD METHOD)	312 - 313
		VALID ENTRIES	
		1 = Contacted Employer Directly/Interview	
		2 = Contacted Public Employment Agency	
		3 = Contacted Private Employment Agency	
		4 = Contacted Friends Or Relatives	
		5 = Contacted School/University Empl Center	
		6 = Sent Out Resumes/Filled Out Application	
		7 = Checked Union/Professional Registers	
		8 = Placed Or Answered Ads	
		9 = Other Active	
		10= Looked At Ads	
		11= Attended Job Training Programs/Courses	
		13= Other Passive	
PULKDK4	2	SAME AS PULKDK2 (FOURTH METHOD)	314 - 315
		VALID ENTRIES	
		1 = Contacted Employer Directly/Interview	
		2 = Contacted Public Employment Agency	
		3 = Contacted Private Employment Agency	
		4 = Contacted Friends Or Relatives	
		5 = Contacted School/University Empl Center	
		6 = Sent Out Resumes/Filled Out Application	
		7 = Checked Union/Professional Registers	
		8 = Placed Or Answered Ads	
		9 = Other Active	
		10= Looked At Ads	
		11= Attended Job Training Programs/Courses	
		13= Other Passive	
PULKDK5	2	SAME AS PULKDK2 (FIFTH METHOD)	316 - 317
		VALID ENTRIES	
		1 = Contacted Employer Directly/Interview	
		2 = Contacted Public Employment Agency	
		3 = Contacted Private Employment Agency	
		4 = Contacted Friends Or Relatives	
		5 = Contacted School/University Empl Center	
		6 = Sent Out Resumes/Filled Out Application	
		7 = Checked Union/Professional Registers	
		8 = Placed Or Answered Ads	
		9 = Other Active	
		10= Looked At Ads	
		11= Attended Job Training Programs/Courses	
		13= Other Passive	

NAME	SIZE	DESCRIPTION	LOCATION
PULKDK6	2	SAME AS PULKDK2 (SIXTH METHOD)	318 - 319
		VALID ENTRIES	
		1 = Contacted Employer Directly/Interview	
		2 = Contacted Public Employment Agency	
		3 = Contacted Private Employment Agency	
		4 = Contacted Friends Or Relatives	
		5 = Contacted School/University Empl Center	
		6 = Sent Out Resumes/Filled Out Application	
		7 = Checked Union/Professional Registers	
		8 = Placed Or Answered Ads	
		9 = Other Active	
		10= Looked At Ads	
		11= Attended Job Training Programs/Courses	
		13= Other Passive	
PULKPS1	2	CAN YOU TELL ME MORE ABOUT WHAT YOU DID TO SEARCH FOR WORK? (FIRST METHOD)	320 - 321
		VALID ENTRIES	
		1 = Contacted Employer Directly/Interview	
		2 = Contacted Public Employment Agency	
		3 = Contacted Private Employment Agency	
		4 = Contacted Friends Or Relatives	
		5 = Contacted School/University Empl Center	
		6 = Sent Out Resumes/Filled Out Application	
		7 = Checked Union/Professional Registers	
		8 = Placed Or Answered Ads	
		9 = Other Active	
		10= Looked At Ads	
		11= Attended Job Training Programs/Courses	
		12= Nothing	
		13= Other Passive	
PULKPS2	2	ANYTHING ELSE? (SECOND METHOD)	322 - 323
		VALID ENTRIES	
		1 = Contacted Employer Directly/Interview	
		2 = Contacted Public Employment Agency	
		3 = Contacted Private Employment Agency	
		4 = Contacted Friends Or Relatives	
		5 = Contacted School/University Empl Center	
		6 = Sent Out Resumes/Filled Out Application	
		7 = Checked Union/Professional Registers	
		8 = Placed Or Answered Ads	
		9 = Other Active	
		10= Looked At Ads	
		11= Attended Job Training Programs/Courses	
		13= Other Passive	

NAME	SIZE	DESCRIPTION	LOCATION
PULKPS3	2	SAME AS PULKPS2 (THIRD METHOD)	324 - 325
		VALID ENTRIES	
		1 = Contacted Employer Directly/Interview	
		2 = Contacted Public Employment Agency	
		3 = Contacted Private Employment Agency	
		4 = Contacted Friends Or Relatives	
		5 = Contacted School/University Empl Center	
		6 = Sent Out Resumes/Filled Out Application	
		7 = Checked Union/Professional Registers	
		8 = Placed Or Answered Ads	
		9 = Other Active	
		10= Looked At Ads	
		11= Attended Job Training Programs/Courses	
		13= Other Passive	
PULKPS4	2	SAME AS PULKPS2 (FOURTH METHOD)	326 - 327
		VALID ENTRIES	
		1 = Contacted Employer Directly/Interview	
		2 = Contacted Public Employment Agency	
		3 = Contacted Private Employment Agency	
		4 = Contacted Friends Or Relatives	
		5 = Contacted School/University Empl Center	
		6 = Sent Out Resumes/Filled Out Application	
		7 = Checked Union/Professional Registers	
		8 = Placed Or Answered Ads	
		9 = Other Active	
		10= Looked At Ads	
		11= Attended Job Training Programs/Courses	
		13= Other Passive	
PULKPS5	2	SAME AS PULKPS2 (FIFTH METHOD)	328 - 329
		VALID ENTRIES	
		1 = Contacted Employer Directly/Interview	
		2 = Contacted Public Employment Agency	
		3 = Contacted Private Employment Agency	
		4 = Contacted Friends Or Relatives	
		5 = Contacted School/University Empl Center	
		6 = Sent Out Resumes/Filled Out Application	
		7 = Checked Union/Professional Registers	
		8 = Placed Or Answered Ads	
		9 = Other Active	
		10= Looked At Ads	
		11= Attended Job Training Programs/Courses	
		13= Other Passive	

NAME	SIZE	DESCRIPTION	LOCATION
PULKPS6	2	SAME AS PULKPS2 (SIXTH METHOD)	330 - 331
		VALID ENTRIES	
		1 = Contacted Employer Directly/Interview	
		2 = Contacted Public Employment Agency	
		3 = Contacted Private Employment Agency	
		4 = Contacted Friends Or Relatives	
		5 = Contacted School/University Empl Center	
		6 = Sent Out Resumes/Filled Out Application	
		7 = Checked Union/Professional Registers	
		8 = Placed Or Answered Ads	
		9 = Other Active	
		10 = Looked At Ads	
		11 = Attended Job Training Programs/Courses	
		13 = Other Passive	
PELKAVL	2	LAST WEEK, COULD YOU HAVE STARTED A JOB IF ONE HAD BEEN OFFERED?	332 - 333
		EDITED UNIVERSE:	
		PELKM1 = 1 - 13	
		VALID ENTRIES	
		1 = Yes	
		2 = No	
PULKA VR	2	WHY IS THAT?	334 - 335
		VALID ENTRIES	
		1 = Waiting For New Job To Begin	
		2 = Own Temporary Illness	
		3 = Going To School	
		4 = Other - Specify	
PELKLL10	2	BEFORE YOU STARTED LOOKING FOR WORK, WHAT WERE YOU DOING: WORKING, GOING TO SCHOOL, OR SOMETHING ELSE?	336 - 337
		EDITED UNIVERSE: PELKAVL = 1-2	
		VALID ENTRIES	
		1 = Working	
		2 = School	
		3 = Left Military Service	
		4 = Something Else	

NAME	SIZE	DESCRIPTION	LOCATION
PELKLL20	2	DID YOU LOSE OR QUIT THAT JOB, OR WAS IT A TEMPORARY JOB THAT ENDED?  EDITED UNIVERSE: PELKLL10 = 1 OR 3  VALID ENTRIES  1 = Lost Job 2 = Quit Job 3 = Temporary Job Ended	338 - 339
PEKLWO	2	WHEN LAST WORKED  EDITED UNIVERSE: PELKLL10 = 1 - 4  VALID ENTRIES  1 = Within The Last 12 Months 2 = More Than 12 Months Ago 3 = Never Worked	340 - 341
PELKDUR	3	DURATION OF JOB SEEKING  EDITED UNIVERSE: PELKLWO = 1 - 3  VALID ENTRIES  0 = Min Value 999 = Max Value	342 - 344
PELKFTO	2	FT/PT STATUS OF JOBSEEKER  EDITED UNIVERSE: PELKDUR = 0-120  VALID ENTRIES  1 = Yes 2 = No 3 = Doesn't Matter	345 - 346
PEDWWNTO	2	DO YOU CURRENTLY WANT A JOB, EITHER FULL OR PART TIME?  EDITED UNIVERSE: PUDWCK1 = 3, 4, -1  VALID ENTRIES  1 = Yes, Or Maybe, It Depends 2 = No 3 = Retired 4 = Disabled 5 = Unable	347 - 348

NAME	SIZE	DESCRIPTION	LOCATION
PEDWRSN	2	<p>WHAT IS THE MAIN REASON YOU WERE NOT LOOKING FOR WORK DURING THE LAST 4 WEEKS?</p> <p>EDITED UNIVERSE: PUDWCK4 = 4, -1</p> <p>VALID ENTRIES</p> <p>1 = Believes No Work Available In Area Of Expertise 2 = Couldn't Find Any Work 3 = Lacks Necessary Schooling/training 4 = Employers Think Too Young Or Too Old 5 = Other Types Of Discrimination 6 = Can't Arrange Child Care 7 = Family Responsibilities 8 = In School Or Other Training 9 = Ill-health, Physical Disability 10 = Transportation Problems 11 = Other - Specify</p>	349 - 350
PEDWLKO	2	<p>DID YOU LOOK FOR WORK AT ANY TIME IN THE LAST 12 MONTHS</p> <p>EDITED UNIVERSE: (PUDWCK4 = 1-3) or (PEDWRSN = 1-11)</p> <p>VALID ENTRIES</p> <p>1 = Yes 2 = No</p>	351 - 352
PEDWWK	2	<p>DID YOU ACTUALLY WORK AT A JOB OR BUSINESS DURING THE LAST 12 MONTHS?</p> <p>EDITED UNIVERSE: PEDWLKO = 1</p> <p>VALID ENTRIES</p> <p>1 = Yes 2 = No</p>	353 - 354
PEDW4WK	2	<p>DID YOU DO ANY OF THIS WORK DURING THE LAST 4 WEEKS?</p> <p>EDITED UNIVERSE: PEDWWK = 1</p> <p>VALID ENTRIES</p> <p>1 = Yes 2 = No</p>	355 - 356

NAME	SIZE	DESCRIPTION	LOCATION
PEDWLKWK	2	<p>SINCE YOU LEFT THAT JOB OR BUSINESS HAVE YOU LOOKED FOR WORK?</p> <p>EDITED UNIVERSE: PEDW4WK = 2</p> <p>VALID ENTRIES</p> <p>1 = Yes 2 = No</p>	357 - 358
PEDWAVL	2	<p>LAST WEEK, COULD YOU HAVE STARTED A JOB IF ONE HAD BEEN OFFERED?</p> <p>EDITED UNIVERSE: (PEDWWK = 2) or (PEDWLKWK = 1)</p> <p>VALID ENTRIES</p> <p>1 = Yes 2 = No</p>	359 - 360
PEDWAVR	2	<p>WHY IS THAT?</p> <p>EDITED UNIVERSE: PEDWAVL = 2</p> <p>VALID ENTRIES</p> <p>1 = Own Temporary Illness 2 = Going To School 3 = Other</p>	361 - 362
PUDWCK1	2	<p>SCREEN FOR DISCOURAGED WORKERS</p> <p>VALID ENTRIES</p> <p>1 = If Entry Of 2 In BUS2 Goto PUSCHCK 2 = If Entry Of 3 On Absrsn Goto UNLFCK1 3 = If Entry Of 1 In Ret1, Store 1 In WWMTO And Goto PUDWCK4 4 = All Others Goto PUDWWNT</p>	363 - 364
PUDWCK2	2	<p>SCREEN FOR DISABLED</p> <p>VALID ENTRIES</p> <p>1 = If Entry In Dis1 Or Dis2 Goto PUJHCK1-C 2 = If Entry Of 4 In Dwwnt Goto PUDIS1 3 = If Entry Of 5 In Dwwnt Goto PUDIS2 4 = All Others Goto PUDWCK4</p>	365 - 366
PUDWCK3	2	<p>FILTER FOR RETIRED</p> <p>VALID ENTRIES</p> <p>1 = If AGERNG Equals 1-4 Or 9 Goto PUDWCK4 2 = All Others Goto PUNLFCK2</p>	367 - 368



NAME	SIZE	DESCRIPTION	LOCATION
PUDWCK4	2	FILTER FOR PASSIVE JOB SEEKERS  VALID ENTRIES  1 = If Entry Of 10 And/or 11 And/or 13 Only In LKM1-LKM3 Goto PUDWCK5 2 = If Entry Of 10 And/or 11 And/or 13 Only In LKDK1-LKDK3 Goto PUDWCK5 3 = If Entry Of 10 And/or 11 And/Or 13 Only In LKPS1-LKPS3 Goto PUDWCK5 4 = All Others Goto PUDWRSN	369 - 370
PUDWCK5	2	FILTER FOR PASSIVE JOB SEEKERS  VALID ENTRIES  1 = If Entry Of 1 In LK Then Store 1 In DWLKO And Goto PUDWWK 2 = All Others Goto PUDWLK	371 - 372
PEJHWKO	2	HAVE YOU WORKED AT A JOB OR BUSINESS AT ANY TIME DURING THE PAST 12 MONTHS?  EDITED UNIVERSE:  HRMIS = 4 or 8 AND PEMLR = 5, 6, AND 7  VALID ENTRIES  1 = Yes 2 = No	373 - 374
PUJHDP10	2	DID YOU DO ANY OF THIS WORK IN THE LAST 4 WEEKS?  VALID ENTRIES  1 = Yes 2 = No	375 - 376
PEJHRSN	2	WHAT IS THE MAIN REASON YOU LEFT YOUR LAST JOB?  EDITED UNIVERSE: PEJHWKO = 1  VALID ENTRIES  1 = Personal/Family (Including Pregnancy) 2 = Return To School 3 = Health 4 = Retirement Or Old Age 5 = Temp, Seasonal Or Intermittent Job Complete 6 = Slack Work/business Conditions 7 = Unsatisfactory Work Arrangements (Hrs, Pay, Etc.) 8 = Other - Specify	377 - 378

NAME	SIZE	DESCRIPTION	LOCATION
PEJHWANT	2	DO YOU INTEND TO LOOK FOR WORK DURING THE NEXT 12 MONTHS?  EDITED UNIVERSE: (PEJHWKO = 2) or (PEJHRSN = 1-8)  VALID ENTRIES  1 = Yes, Or It Depends 2 = No	379 - 380
PUJHCK1	2	FILTER FOR OUTGOING ROTATIONS  VALID ENTRIES  1 = PURET1 = 1, -2, Or -3 Then Goto NLFCK2 2 = If MISCK Equals 4 Or 8 Then Goto PUJHCK2 3 = All Others Goto PUNLFCK1	381 - 382
PUJHCK2	2	FILTER FOR PERSONS GOING THROUGH THE I AND O SERIES  VALID ENTRIES  1 = If Entry Of 1 In DWWK And I-MLR= 3, 4 Then Store 1 In JHWKO, Store DW4WK In JHDP1O And Goto PUJHRSN 2 = If Entry Of 2, D Or R In DWWK Then Store DWWK In JHWKO And Goto PUJHWANT 3 = All Others Goto PUJHWK	383 - 384
PRABSREA	2	REASON NOT AT WORK AND PAY STATUS  EDITED UNIVERSE: PEMLR = 2  VALID ENTRIES  1 = Ft Paid-Vacation 2 = Ft Paid-Own Illness 3 = Ft Paid-Child Care Problems 4 = Ft Paid-Other Family/Personal Oblig. 5 = Ft Paid-Maternity/Paternity Leave 6 = Ft Paid-Labor Dispute 7 = Ft Paid-Weather Affected Job 8 = Ft Paid-School/Training 9 = Ft Paid-Civic/Military Duty 10= Ft Paid-Other 11= Ft Unpaid-Vacation 12= Ft Unpaid-Own Illness 13= Ft Unpaid-Child Care Problems 14= Ft Unpaid-Other Fam/Personal Obligation 15= Ft Unpaid-Maternity/Paternity Leave 16= Ft Unpaid-Labor Dispute 17= Ft Unpaid-Weather Affected Job 18= Ft Unpaid-School/Training 19= Ft Unpaid-Civic/Military Duty 20= Ft Unpaid-Other	385 - 386

NAME	SIZE	DESCRIPTION	LOCATION
		21= Pt Paid-Vacation 22= Pt Paid-Own Illness 23= Pt Paid-Child Care Problems 24= Pt Paid-Other Family/Personal Oblig. 25= Pt Paid-Maternity/Paternity Leave 26= Pt Paid-Labor Dispute 27= Pt Paid-Weather Affected Job 28= Pt Paid-School/Training 29= Pt Paid-Civic/Military Duty 30= Pt Paid-Other 31= Pt Unpaid-Vacation 32= Pt Unpaid-Own Illness 33= Pt Unpaid-Child Care Problems 34= Pt Unpaid-Other Fam/Personal Obligation 35= Pt Unpaid-Maternity/Paternity Leave 36= Pt Unpaid-Labor Dispute 37= Pt Unpaid-Weather Affected Job 38= Pt Unpaid-School/Training 39= Pt Unpaid-Civic/Military Duty 40= Pt Unpaid-Other	
PRCIVLF	2	CIVILIAN LABOR FORCE  EDITED UNIVERSE: PEMLR = 1-7  VALID ENTRIES  01= In Civilian Labor Force 02= Not In Civilian Labor Force	387 - 388
PRDISC	2	DISCOURAGED WORKER RECODE  EDITED UNIVERSE: PRJOBSEA = 1-4  VALID ENTRIES  1 = Discouraged Worker 2 = Conditionally Interested 3 = Not Available	389 - 390
PREMPHRS	2	REASON NOT AT WORK OR HOURS AT WORK  EDITED UNIVERSE: PEMLR = 1-7  VALID ENTRIES  0 = Unemployed And Nilf 1 = W/job, Not At Work-Illnes 2 = W/job, Not At Work-Vacation 3 = W/job, Not At Work-Weather Affected Job 4 = W/job, Not At Work-Labor Dispute 5 = W/job, Not At Work-Child Care Problems 6 = W/job, Not At Work-Fam/Pers Obligation 7 = W/job, Not At Work-Maternity/Paternity 8 = W/job, Not At Work-School/Training 9 = W/job, Not At Work-Civic/military Duty 10= W/job, Not At Work-Does Not Work In Bus	391 - 392

NAME	SIZE	DESCRIPTION	LOCATION
		11= W/job, Not At Work-Other 12= At Work- 1-4 Hrs 13= At Work- 5-14 Hrs 14= At Work- 15-21 Hrs 15= At Work- 22-29 Hrs 16= At Work- 30-34 Hrs 17= At Work- 35-39 Hrs 18= At Work- 40 Hrs 19= At Work- 41-47 Hrs 20= At Work- 48 Hrs 21= At Work- 49-59 Hrs 22= At Work- 60 Hrs Or More	
PREMPNOT	2	MLR - EMPLOYED, UNEMPLOYED, OR NILF  EDITED UNIVERSE: PEMLR = 1-7  VALID ENTRIES  1 = Employed 2 = Unemployed 3 = Not In Labor Force (NILF)-Discouraged 4 = Not In Labor Force (NILF)-Other	393 - 394
PREXPLF	2	EXPERIENCED LABOR FORCE EMPLOYMENT  EDITED UNIVERSE: PEMLR = 1-4 AND PELKLWO NE 3  VALID ENTRIES  1 = Employed 2 = Unemployed	395 - 396
PRFTLF	2	FULL TIME LABOR FORCE  EDITED UNIVERSE: PEMLR = 1-4  VALID ENTRIES  1 = Full Time Labor Force 2 = Part Time Labor Force	397 - 398
PRHRUSL	2	USUAL HOURS WORKED WEEKLY  EDITED UNIVERSE: PEMLR = 1-2  VALID ENTRIES  1 = 0-20 Hrs 2 = 21-34 Hrs 3 = 35-39 Hrs 4 = 40 Hrs 5 = 41-49 Hrs	399 - 400

NAME	SIZE	DESCRIPTION	LOCATION
		6 = 50 Or More Hrs 7 = Varies-Full Time 8 = Varies-Part Time	
PRJOBSEA	2	JOB SEARCH RECODE	401 - 402
		EDITED UNIVERSE: PRWNTJOB = 1	
		VALID ENTRIES	
		1 = Looked Last 4 Weeks - Not Worked 2 = Looked Last 4 Weeks - Worked 3 = Looked Last 4 Weeks - Layoff 4 = Unavailable Job Seekers 5 = No Recent Job Search	
PRPTHRS	2	AT WORK 1-34 BY HOURS AT WORK	403 - 404
		EDITED UNIVERSE: PEMLR = 1 AND PEHRACTT = 1-34	
		VALID ENTRIES	
		0 = Usually FT, PT For Noneconomic Reasons 1 = Usu.FT, Pt Econ Reasons; 1-4 Hrs 2 = Usu.FT, Pt Econ Reasons; 5-14 Hrs 3 = Usu.FT, Pt Econ Reasons; 15-29 Hrs 4 = Usu.FT, Pt Econ Reasons; 30-34 Hrs 5 = Usu.PT, Econ Reasons; 1-4 Hrs 6 = Usu.PT, Econ Reasons; 5-14 Hrs 7 = Usu.PT, Econ Reasons; 15-29 Hrs 8 = Usu.PT, Econ Reasons; 30-34 Hrs 9 = Usu.PT, Non-Econ Reasons; 1-4 Hrs 10= Usu.PT, Non-Econ Reasons; 5-14 Hrs 11= Usu.PT, Non-Econ Reasons; 15-29 Hrs 12= Usu.PT, Non-Econ Reasons; 30-34 Hrs	
PRPTREA	2	DETAILED REASON FOR PART-TIME	405 - 406
		EDITED UNIVERSE: PEMLR = 1 AND (PEHRUSLT = 0-34 OR PEHRACTT = 1-34)	
		VALID ENTRIES	
		1 = Usu. FT-Slack Work/Business Conditions 2 = Usu. FT-Seasonal Work 3 = Usu. FT-Job Started/Ended During Week 4 = Usu. FT-Vacation/Personal Day 5 = Usu. FT-Own Illness/Injury/Medical Appointment 6 = Usu. FT-Holiday (Religious Or Legal) 7 = Usu. FT-Child Care Problems 8 = Usu. FT-Other Fam/Pers Obligations 9 = Usu. FT-Labor Dispute 10= Usu. FT-Weather Affected Job 11= Usu. FT-School/Training	

NAME	SIZE	DESCRIPTION	LOCATION
		12= Usu. FT-Civic/Military Duty 13= Usu. FT-Other Reason 14= Usu. PT-Slack Work/Business Conditions 15= Usu. PT-Could Only Find PT Work 16= Usu. PT-Seasonal Work 17= Usu. PT-Child Care Problems 18= Usu. PT-Other Fam/Pers Obligations 19= Usu. PT-Health/Medical Limitations 20= Usu. PT-School/Training 21= Usu. PT-Retired/S.S. Limit On Earnings 22= Usu. PT-Workweek <35 Hours 23= Usu. PT-Other Reason	
PRUNEDUR	3	DURATION OF UNEMPLOYMENT FOR LAYOFF AND LOOKING RECORDS  EDITED UNIVERSE: PEMLR = 3-4  VALID ENTRIES  0 = Min Value 999 = Max Value	407 - 409
PRUSFTPT	2	USUAL FULLTIME/PARTTIME STATUS  EDITED UNIVERSE: PEMLR = 1-2  VALID ENTRIES  1 = Full Time 2 = Part Time 3 = Status Unknown	410 - 411
PRUNTYPE	2	REASON FOR UNEMPLOYMENT  EDITED UNIVERSE: PEMLR = 3-4  VALID ENTRIES  1 = Job Loser/On Layoff 2 = Other Job Loser 3 = Temporary Job Ended 4 = Job Leaver 5 = Re-Entrant 6 = New-Entrant	412 - 413

NAME	SIZE	DESCRIPTION	LOCATION
PRWKSCH	2	LABOR FORCE BY TIME WORKED OR LOST  EDITED UNIVERSE: PEMLR = 1 - 7  VALID ENTRIES  0 = Not In Labor Force 1 = At Work 2 = With Job, Not At Work 3 = Unemployed, Seeks FT 4 = Unemployed, Seeks PT	414 - 415
PRWKSTAT	2	FULL/PART-TIME WORK STATUS  EDITED UNIVERSE: PEMLR = 1-7  VALID ENTRIES  1 = Not In Labor Force 2 = FT Hours (35+), Usually FT 3 = PT For Economic Reasons, Usually FT 4 = PT For Non-Economic Reasons, Usually FT 5 = Not At Work, Usually FT 6 = PT Hrs, Usually PT For Economic Reasons 7 = PT Hrs, Usually PT For Non-Economic Reasons 8 = FT Hours, Usually PT For Economic Reasons 9 = FT Hours, Usually PT For Non-Economic 10= Not At Work, Usually Part-Time 11= Unemployed FT 12= Unemployed PT	416 - 417
PRWNTJOB	2	NILF RECODE - WANT A JOB OR OTHER NILF  EDITED UNIVERSE: PEMLR = 5-7  VALID ENTRIES  1 = Want A Job 2 = Other Not In Labor Force	418 - 419
PUJHCK3	2	JOB HISTORY CHECK ITEM  VALID ENTRIES  1 = If I-MLR Eq 3 Or 4 Then Goto PUJHDP1 2 = All Others Goto PUJHRSN	420 - 421
PUJHCK4	2	SCREEN FOR DEPENDENT NILF  VALID ENTRIES  1 = If Entry Of 2, D Or R In PUDW4WK Or In PUJHDP10 Then Goto PUJHCK5 2 = If Entry Of 1 In PUDW4WK Or In PUJHDP10 Then Goto PUIO1INT	422 - 423

NAME	SIZE	DESCRIPTION	LOCATION
		3 = If I-MLR Equals 1 Or 2 And Entry In Then Goto PUJHCK5 4 = If Entry In PUJHRSN Then Goto PUIO1INT 5 = All Others Goto PUNLFCK1	Pujhrsn
PUJHCK5	2	SCREEN FOR DEPENDENT NILF  VALID ENTRIES  1 = If I-IO1ICR Equals 1 Or I-IO1OCR Equals 1 Then Goto PUIO1INT 2 = All Others Goto PUIOCK5	424 - 425
PUIODP1	2	LAST MONTH, IT WAS REPORTED THAT YOU WORKED FOR (EMPLOYER'S NAME). DO STILL WORK FOR (EMPLOYER'S NAME) (AT YOUR MAIN JOB)?  VALID ENTRIES  1 = Yes 2 = No	426 - 427
PUIODP2	2	HAVE THE USUAL ACTIVITIES AND DUTIES OF YOUR JOB CHANGED SINCE LAST MONTH?  VALID ENTRIES  1 = Yes 2 = No	428 - 429
PUIODP3	2	LAST MONTH YOU WERE REPORTED AS (A/AN) (OCCUPATION) AND YOUR USUAL ACTIVITIES WERE (DESCRIPTION). IS THIS AN ACCURATE DESCRIPTION OF YOUR CURRENT JOB?  VALID ENTRIES  1 = YES 2 = NO	430 - 431



NAME	SIZE	DESCRIPTION	LOCATION
PEIO1COW	2	<p>INDIVIDUAL CLASS OF WORKER CODE ON FIRST JOB</p> <p>NOTE: A PEIO1COW CODE CAN BE ASSIGNED EVEN IF AN INDIVIDUAL IS NOT CURRENTLY EMPLOYED.</p> <p>EDITED UNIVERSE: (PEMLR = 1-3) OR (PEMLR = 4 AND PELKLWO = 1-2) OR (PEMLR = 5 AND (PENLFJH = 1 OR PEJHWKO = 1) OR (PEMLR = 6 AND PENLFJH = 1) OR (PEMLR = 7 AND PEJHWKO = 1)</p> <p>VALID ENTRIES</p> <p>1 = Government - Federal  2 = Government - State  3 = Government - Local  4 = Private, For Profit  5 = Private, Nonprofit  6 = Self-Employed, Incorporated  7 = Self-Employed, Unincorporated  8 = Without Pay</p>	432 - 433
PUIO1MFG	2	<p>IS THIS BUSINESS OR ORGANIZATION MAINLY MANUFACTURING, RETAIL TRADE, WHOLESALE TRADE, OR SOMETHING ELSE?</p> <p>VALID ENTRIES</p> <p>1 = Manufacturing  2 = Retail Trade  3 = Wholesale Trade  4 = Something Else</p>	434 - 435
PEIO1ICD	3	<p>INDUSTRY CODE FOR PRIMARY JOB</p> <p>EDITED UNIVERSE: (PEMLR = 1-3) OR (PEMLR = 4 AND PELKLWO = 1-2) OR (PEMLR = 5 AND (PENLFJH = 1 OR PEJHWKO = 1)) OR (PEMLR = 6 AND PENLFJH = 1) OR (PEMLR = 7 AND PEJHWKO=1)</p> <p>VALID ENTRIES</p> <p>0 = Min Value  999 = Max Value</p>	436 - 438

NAME	SIZE	DESCRIPTION	LOCATION
PEIO1OCD	3	<p>OCCUPATION CODE FOR PRIMARY JOB.</p> <p>EDITED UNIVERSE: (PEMLR = 1-3)  OR (PEMLR = 4 AND PELKLWO = 1-2)  OR (PEMLR = 5 AND (PENLFJH = 1 OR  PEJHWKO = 1)) OR (PEMLR = 6 AND  PENLFJH = 1) OR (PEMLR = 7 AND  PEJHWKO = 1)</p> <p>VALID ENTRIES</p> <p>0 = Min Value  999 = Max Value</p>	439 - 441
PEIO2COW	2	<p>INDIVIDUAL CLASS OF WORKER ON  SECOND JOB.NOTE: FOR THOSE SELF-  EMPLOYED UNINCORPORATED ON THEIR FIRST  JOB, THIS SHOULD HAVE A RESPONSE EVERY  MONTH. FOR ALL OTHERS, THIS SHOULD ONLY  HAVE A VALUE IN OUT-GOING ROTATIONS.</p> <p>EDITED UNIVERSE: PEMJOT = 1 AND  (HRMIS = 4,8 OR PEIO1COW = 7,8)</p> <p>VALID ENTRIES</p> <p>1 = Government - Federal  2 = Government - State  3 = Government - Local  4 = Private, For Profit  5 = Private, Nonprofit  6 = Self-Employed, Incorporated  7 = Self-Employed, Unincorporated  8 = Without Pay  9 = Unknown  10= Government, Level Unknown  11= Self-Employed, Incorp. Status Unknown</p>	442 - 443
PUIO2MFG	2	<p>IS THIS BUSINESS OR ORGANIZATION MAINLY  MANUFACTURING, RETAIL TRADE, WHOLESALE  TRADE, OR SOMETHING ELSE?</p> <p>VALID ENTRIES</p> <p>1 = Manufacturing  2 = Retail Trade  3 = Wholesale Trade  4 = Something Else</p>	444 - 445

NAME	SIZE	DESCRIPTION	LOCATION
PEIO2ICD	3	INDUSTRY CODE FOR SECOND JOB.  EDITED UNIVERSE: PEMJOT = 1 AND HRMIS = 4 OR 8  VALID ENTRIES  0 = Min Value 999 = Max Value	446 - 448
PEIO2OCD	3	OCCUPATION CODE FOR SECOND JOB.  EDITED UNIVERSE: PEMJOT = 1 AND HRMIS = 4 OR 8  VALID ENTRIES  0 = Min Value 999 = Max Value	449 - 451
PUIOCK1	2	I & O CHECK ITEM 1 SCREEN FOR DEPENDENT I AND O  VALID ENTRIES  1 = If {MISCK Eq 1 Or 5} Or MISCK Eq 2-4, 6-8 And I-MLR Eq 3-7) And Entry Of 1 In ABS} Then Goto PUIO1INT 2 = If (MISCK Eq 1 Or 5) Or {(MISCK Eq 2-4, 6-8 And I-MLR Eq 3-7) And ( Entry Of 1 In Wk Or HRCK7-c Is Blank, 1-3)} = Goto PUIO1int 3 = If I-IO1NAM Is D, R Or Blank Then Goto PUIO1INT 4 = All Others Goto PUIODP1	452 - 453
PUIOCK2	2	I & O CHECK ITEM 2 SCREEN FOR PREVIOUS MONTHS I AND O CASES  VALID ENTRIES  1 = If I-IO1ICR Eq 1 Then Goto PUIO1IND 2 = If I-IO1OCR Eq 1 Then Goto PUIO1OCC 3 = All Others Goto PUIODP2	454 - 455
PUIOCK3	2	I & O CHECK ITEM 3  VALID ENTRIES  1 = If I-IO1OCC Equals D, R Or Blank Then Goto PUIO1OCC 2 = If I-IO1DT1 Is D, R Or Blank Then Goto PUIO1OCC 3 = All Others Goto PUIODP3	456 - 457

NAME	SIZE	DESCRIPTION	LOCATION
PRIOELG	2	INDUSTRY AND OCCUPATION ELIGIBILITY FLAG  EDITED UNIVERSE: PEMLR = 1-3, OR (PEMLR = 4 AND PELKLWO = 1 OR 2) OR (PEMLR = 5 AND (PEJHWKO = 1 OR PENLFJH=1), OR (PEMLR = 6 AND PENLFJH = 1), OR PEMLR = 7 AND PEJHWKO = 1)  VALID ENTRIES  0 = Not Eligible For Edit 1 = Eligible For Edit	458 - 459
PRANA	2	AGRICULTURE/ NON-AGRICULTURE INDUSTRY  EDITED UNIVERSE: PRIOELG = 1  VALID ENTRIES  1 = Agricultural 2 = Non-Agricultural	460 - 461
PRCOW1	2	CLASS OF WORKER RECODE - JOB 1  EDITED UNIVERSE: PRIOELG = 1  VALID ENTRIES  1 = Federal Govt 2 = State Govt 3 = Local Govt 4 = Private (Incl. Self-employed Incorp.) 5 = Self-Employed, Unincorp. 6 = Without Pay	462 - 463
PRCOW2	2	CLASS OF WORKER RRECODE - JOB 2  EDITED UNIVERSE: PRIOELG = 1 AND PEMJOT = 1 AND HRMIS = 4 OR 8  VALID ENTRIES  1 = Federal Govt 2 = State Govt 3 = Local Govt 4 = Private (Incl. Self-employed Incorp.) 5 = Self-Employed, Unincorp. 6 = Without Pay	464 - 465

NAME	SIZE	DESCRIPTION	LOCATION
PRCOWPG	2	COW - PRIVATE OR GOVERNMENT  EDITED UNIVERSE: PEIO1COW = 1 - 5  VALID ENTRIES  1 = Private 2 = Government	466 - 467
PRDTCOW1	2	DETAILED CLASS OF WORKER RECODE - JOB 1  EDITED UNIVERSE: PRIOELG = 1  VALID ENTRIES  1 = Agri., Wage & Salary, Private 2 = Agri., Wage & Salary, Government 3 = Agri., Self-Employed 4 = Agri., Unpaid 5 = NonAg, WS, Private, Private Hhlds 6 = NonAg, WS, Private, Other Private 7 = NonAg, WS, Govt, Federal 8 = NonAg, WS, Govt, State 9 = NonAg, WS, Govt, Local 10 = NonAg, Self-Employed 11 = NonAg, Unpaid	468 - 469
PRDTCOW2	2	DETAILED CLASS OF WORKER RECODE - JOB 2  EDITED UNIVERSE: PRIOELG = 1 AND PEMJOT = 1 AND HRMIS = 4 OR 8  VALID ENTRIES  1 = Agri., Wage & Salary, Private 2 = Agri., Wage & Salary, Government 3 = Agri., Self-Employed 4 = Agri., Unpaid 5 = NonAg, WS, Private, Private Hhlds 6 = NonAg, WS, Private, Other Private 7 = NonAg, WS, Govt, Federal 8 = NonAg, WS, Govt, State 9 = NonAg, WS, Govt, Local 10 = NonAg, Self-Employed 11 = NonAg, Unpaid	470 - 471
PRDTIND1	2	DETAILED INDUSTRY RECODE - JOB 1  EDITED UNIVERSE: PRIOELG = 1  VALID ENTRIES  1 = Goods Producing-Agricultural Services 2 = Goods Producing-Other Agricultural 3 = Mining 4 = Construction 5 = Mfg-Lumber & Wood Prods, Ex Furniture	472 - 473

NAME	SIZE	DESCRIPTION	LOCATION
	6 =	Mfg-Furniture & Fixtures	
	7 =	Mfg-Stone, Clay, Concrete, Glass Prods	
	8 =	Mfg-Primary Metals	
	9 =	Mfg-Fabricated Metals	
	10=	Mfg-Not Specified Metal Industries	
	11=	Mfg-Machinery, Ex Electrical	
	12=	Mfg-Electrical Machinery, Equip Supplies	
	13=	Mfg-Motor Vehicles & Equip	
	14=	Mfg-Aircraft & Parts	
	15=	Mfg-Other Transportation Equipment	
	16=	Mfg-Professional & Photo Equip, Watches	
	17=	Mfg-Toys, Amusement & Sporting Goods	
	18=	Mfg-Misc & Nec Mfg Industries	
	19=	Mfg-Food & Kindred Prods	
	20=	Mfg-Tobacco Prods	
	21=	Mfg-Textile Mill Prods	
	22=	Mfg-Apparel & Other Finished Textile Pr	
	23=	Mfg-Paper & Allied Products	
	24=	Mfg-Printing, Publishing & Allied Inds	
	25=	Mfg-Chemicals & Allied Prods	
	26=	Mfg-Petroleum & Coal Prods	
	27=	Mfg-Rubber & Misc Plastic Prods	
	28=	Mfg-Leather & Leather Prods	
	29=	Transportation	
	30=	Communications	
	31=	Utilities & Sanitary Services	
	32=	Wholesale Trade	
	33=	Eating And Drinking Places	
	34=	Other Retail Trade	
	35=	Banking And Other Finance	
	36=	Insurance And Real Estate	
	37=	Private Household Services	
	38=	Business Services	
	39=	Automobile And Repair Services	
	40=	Personal Serv Exc Private Households	
	41=	Entertainment & Recreation Services	
	42=	Hospitals	
	43=	Health Services, Exc. Hospitals	
	44=	Educational Services	
	45=	Social Services	
	46=	Other Professional Services	
	47=	Forestry & Fisheries	
	48=	Justice, Public Order & Safety	
	49=	Admin Of Human Resource Programs	
	50=	National Security & Internal Affairs	
	51=	Other Public Administration	
	52=	Armed Forces	

NAME	SIZE	DESCRIPTION	LOCATION
PRDTIND2	2	DETAILED INDUSTRY RECODE - JOB 2	474 - 475

EDITED UNIVERSE: PRIOELG = 1 AND  
PEMJOT = 1 AND HRMIS = 4 OR 8

VALID ENTRIES

- 1 = Goods Producing-Agricultural Services
- 2 = Goods Producing-Other Agricultural
- 3 = Mining
- 4 = Construction
- 5 = Mfg-Lumber & Wood Prods, Ex Furniture
- 6 = Mfg-Furniture & Fixtures
- 7 = Mfg-Stone, Clay, Concrete, Glass Prods
- 8 = Mfg-Primary Metals
- 9 = Mfg-Fabricated Metals
- 10= Mfg-Not Specified Metal Industries
- 11= Mfg-Machinery, Ex Electrical
- 12= Mfg-Electrical Machinery, Equip Supplies
- 13= Mfg-Motor Vehicles & Equip
- 14= Mfg-Aircraft & Parts
- 15= Mfg-Other Transportation Equipment
- 16= Mfg-Professional & Photo Equip, Watches
- 17= Mfg-Toys, Amusement & Sporting Goods
- 18= Mfg-Misc & Nec Mfg Industries
- 19= Mfg-Food & Kindred Prods
- 20= Mfg-Tobacco Prods
- 21= Mfg-Textile Mill Prods
- 22= Mfg-Apparel & Other Finished Textile Pr
- 23= Mfg-Paper & Allied Products
- 24= Mfg-Printing, Publishing & Allied Inds
- 25= Mfg-Chemicals & Allied Prods
- 26= Mfg-Petroleum & Coal Prods
- 27= Mfg-Rubber & Misc Plastic Prods
- 28= Mfg-Leather & Leather Prods
- 29= Transportation
- 30= Communications
- 31= Utilities & Sanitary Services
- 32= Wholesale Trade
- 33= Eating And Drinking Places
- 34= Other Retail Trade
- 35= Banking And Other Finance
- 36= Insurance And Real Estate
- 37= Private Household Services
- 38= Business Services
- 39= Automobile And Repair Services
- 40= Personal Serv Exc Private Households
- 41= Entertainment & Recreation Services
- 42= Hospitals
- 43= Health Services, Exc. Hospitals
- 44= Educational Services
- 45= Social Services

NAME	SIZE	DESCRIPTION	LOCATION
------	------	-------------	----------

- 46= Other Professional Services
- 47= Forestry & Fisheries
- 48= Justice, Public Order & Safety
- 49= Admin Of Human Resource Programs
- 50= National Security & Internal Affairs
- 51= Other Public Administration
- 52= Armed Forces

PRDTOCC1	2	DETAILED OCCUPATION RECODE - JOB 1	476 - 477
----------	---	------------------------------------	-----------

EDITED UNIVERSE: PRIOELG = 1

VALID ENTRIES

- 1 = Officials & Administrators, Public Admin.
- 2 = Other Executive, Admin. & Managerial
- 3 = Management Related Occupations
- 4 = Engineers
- 5 = Mathematical And Computer Scientists
- 6 = Natural Scientists
- 7 = Health Diagnosing Occupations
- 8 = Health Assessment And Treatment Occupations
- 9 = Teachers, College And University
- 10= Teachers, Except College And University
- 11= Lawyers And Judges
- 12= Other Professional Specialty Occupations
- 13= Health Technologists And Technicians
- 14= Engineering And Science Technicians
- 15= Technicians, Except Health, Engineering, And Science
- 16= Supervisors And Proprietors, Sales Occupations
- 17= Sales Reps, Finance And Business Services
- 18= Sales Reps, Commodities, Except Retail
- 19= Sales Workers, Retail & Personal Services
- 20= Sales Related Occupations
- 21= Supervisors, Administrative Support
- 22= Computer Equipment Operators
- 23= Secretaries, Stenographers, And Typists
- 24= Financial Records Processing
- 25= Mail And Message Distribution
- 26= Other Admin. Support, Including Clerical
- 27= Private Household Service Occupations
- 28= Protective Service
- 29= Food Service
- 30= Health Service
- 31= Cleaning And Building Service
- 32= Personal Service
- 33= Mechanics And Repairers
- 34= Construction Trades
- 35= Other Precision Production, Craft, And Repair
- 36= Machine Operators, And Tenders, Except Precision
- 37= Fabricators, Assemblers, Inspectors, Samplers
- 38= Motot Vehicle Operators



NAME	SIZE	DESCRIPTION	LOCATION
------	------	-------------	----------

- 39= Other Transportation And Material Moving Occupations
- 40= Construction Laborers
- 41= Freight, Stock, & Materials Handlers
- 42= Other Handlers, Equipt. Cleaners, Helpers, Laborers
- 43= Farm Operators And Managers
- 44= Farm Workers And Related Occupations
- 45= Forestry And Fishing Occupations
- 46= Armed Forces

PRDTOCC2	2	DETAILED OCCUPATION RECODE	478 - 479
----------	---	----------------------------	-----------

EDITED UNIVERSE: PRIOELG = 1 AND  
PEMJOT = 1 AND HRMIS = 4 OR 8

VALID ENTRIES

- 1 = Officials & Administrators, Public Admin.
- 2 = Other Executive, Admin. & Managerial
- 3 = Management Related Occupations
- 4 = Engineers
- 5 = Mathematical And Computer Scientists
- 6 = Natural Scientists
- 7 = Health Diagnosing Occupations
- 8 = Health Assessment And Treatment Occupations
- 9 = Teachers, College And University
- 10= Teachers, Except College And University
- 11= Lawyers And Judges
- 12= Other Professional Speciality Occupations
- 13= Health Technologists And Technicians
- 14= Engineering And Science Technicians
- 15= Technicians, Except Health, Engineering, And Science
- 16= Supervisors And Proprietors, Sales Occupations
- 17= Sales Reps, Finance And Business Services
- 18= Sales Reps, Commodities, Except Retail
- 19= Sales Workers, Retail & Personal Services
- 20= Sales Related Occupations
- 21= Supervisors, Administrative Support
- 22= Computer Equipment Operators
- 23= Secretaries, Stenographers, And Typists
- 24= Financial Records Processing
- 25= Mail And Message Distribution
- 26= Other Admin. Support, Including Clerical
- 27= Private Household Service Occupations
- 28= Protective Service
- 29= Food Service
- 30= Health Service
- 31= Cleaning And Building Service
- 32= Personal Service
- 33= Mechanics And Repairers
- 34= Construction Trades
- 35= Other Precision Production, Craft, And Repair

NAME	SIZE	DESCRIPTION	LOCATION
		36= Machine Operators, And Tenders, Except Precision 37= Fabricators, Assemblers, Inspectors, Samplers 38= Motor Vehicle Operators 39= Other Transportation And Material Moving Occupations 40= Construction Laborers 41= Freight, Stock, & Materials Handlers 42= Other Handlers, Equipt. Cleaners, Helpers, Laborers 43= Farm Operators And Managers 44= Farm Workers And Related Occupations 45= Forestry And Fishing Occupations 46= Armed Forces	
PREMP	2	EMPLOYED PERSONS (NON-FARM & NON-PRIVATE HHLD) RECODE  EDITED UNIVERSE: PEMLR = 1 OR 2 AND PEIO1OCD NE 403-407, 473-484  VALID ENTRY  1 = Employed Persons (Exc. Farm & Priv Hh)	480 - 481
PRMJIND1	2	MAJOR INDUSTRY RECODE - JOB 1  EDITED UNIVERSE: PRDTIND1 = 1-51  VALID ENTRIES  1 = Agriculture 2 = Mining 3 = Construction 4 = Manufacturing - Durable Goods 5 = Manufacturing - Non-Durable Goods 6 = Transportation 7 = Communications 8 = Utilities And Sanitary Services 9 = Wholesale Trade 10= Retail Trade 11= Finance, Insurance, And Real Estate 12= Private Households 13= Business, Auto And Repair Services 14= Personal Services, Exc. Private Hhlds 15= Entertainment And Recreation Services 16= Hospitals 17= Medical Services, Exc. Hospitals 18= Educational Services 19= Social Services 20= Other Professional Services 21= Forestry And Fisheries 22= Public Administration 23= Armed Forces	482 - 483

NAME	SIZE	DESCRIPTION	LOCATION
PRMJIND2	2	MAJOR INDUSTRY RECODE - JOB 2	484 - 485
		EDITED UNIVERSE: PRDTIND2 = 1-51	
		VALID ENTRIES	
		1 = Agriculture	
		2 = Mining	
		3 = Construction	
		4 = Manufacturing - Durable Goods	
		5 = Manufacturing - Non-Durable Goods	
		6 = Transportation	
		7 = Communications	
		8 = Utilities And Sanitary Services	
		9 = Wholesale Trade	
		10= Retail Trade	
		11= Finance, Insurance, And Real Estate	
		12= Private Households	
		13= Business, Auto And Repair Services	
		14= Personal Services, Exc. Private Hhlds	
		15= Entertainment And Recreation Services	
		16= Hospitals	
		17= Medical Services, Exc. Hospitals	
		18= Educational Services	
		19= Social Services	
		20= Other Professional Services	
		21= Forestry And Fisheries	
		22= Public Administration	
		23= Armed Forces	

PRMJOC1	2	MAJOR OCCUPATION RECODE - JOB 1	486 - 487
		EDITED UNIVERSE: PRDTOCC1 = 1-46	
		VALID ENTRIES	
		1 = Executive, Administrative, & Managerial Occupations	
		2 = Professional Specialty Occupations	
		3 = Technicians And Related Support Occupations	
		4 = Sales Occupations	
		5 = Administrative Support Occupations, Including Clerical	
		6 = Private Household Occupations	
		7 = Protective Service Occupations	
		8 = Service Occupations, Except Protective & Hhld	
		9 = Precision Production, Craft & Repair Occupations	
		10= Machine Operators, Assemblers & Inspectors	
		11= Transportation And Material Moving Occupations	
		12= Handlers, Equip Cleaners, Helpers, Laborers	
		13= Farming, Forestry And Fishing Occupations	
		14= Armed Forces	

NAME	SIZE	DESCRIPTION	LOCATION
PRMJOC2	2	<p>MAJOR OCCUPATION RECODE - JOB 2</p> <p>EDITED UNIVERSE: PRDTOCC2 = 1-46</p> <p>VALID ENTRIES</p> <p>1 = Executive, Administrative, &amp; Managerial Occupations</p> <p>2 = Professional Specialty Occupations</p> <p>3 = Technicians And Related Support Occupations</p> <p>4 = Sales Occupations</p> <p>5 = Administrative Support Occupations, Including Clerical</p> <p>6 = Private Household Occupations</p> <p>7 = Protective Service Occupations</p> <p>8 = Service Occupations, Except Protective &amp; Hhld</p> <p>9 = Precision Production, Craft &amp; Repair Occupations</p> <p>10= Machine Operators, Assemblers &amp; Inspectors</p> <p>11= Transportation And Material Moving Occupations</p> <p>12= Handlers, Equip Cleaners, Helpers, Laborers</p> <p>13= Farming, Forestry And Fishing Occupations</p> <p>14= Armed Forces</p>	488 - 489
PRMJOCGR	2	<p>MAJOR OCCUPATION CATEGORIES</p> <p>EDITED UNIVERSE: PRMJOC2 = 1-13</p> <p>VALID ENTRIES</p> <p>1 = Managerial &amp; Professional, Technical, Sales &amp; Support Occupations</p> <p>2 = Service Occupations</p> <p>3 = Production, Craft, Repair, Operators</p> <p>4 = Farming, Forestry &amp; Fishing Occupations</p>	490 - 491
PRNAGPWS	2	<p>NON-AGRICULTURE, PRIVATE WAGE AND SALARY WORKERS RECODE</p> <p>EDITED UNIVERSE: PRCOW1 = 1 AND PEIO1ICD NE 761 OR 010-030</p> <p>VALID ENTRY</p> <p>1 = Non-Ag Priv Wage &amp; Salary (Ex Priv Hh)</p>	492 - 493

NAME	SIZE	DESCRIPTION	LOCATION
PRNAGWS	2	NON-AGRICULTURE WAGE AND. SALARY WORKERS RECODE  EDITED UNIVERSE: PEMLR = 1-4 AND PRCOW = 1-4 AND PEIO1ICD NE 010-030  VALID ENTRY  1 = Non-Ag Wage And Salary Workers	494 - 495
PRSJMJ	2	SINGLE/MULTIPLE JOBHOLDER  EDITED UNIVERSE: PEMLR = 1 OR 2  VALID ENTRIES  1 = Single Jobholder 2 = Multiple Jobholder	496 - 497
PRERELG	2	EARNINGS ELIGIBILITY FLAG  EDITED UNIVERSE: PEMLR = 1-2 AND HRMIS = 4 OR 8  VALID ENTRIES  0 = Not Eligible For Edit 1 = Eligible For Edit	498 - 499
PEERNUOT	2	DO YOU USUALLY RECEIVE OVERTIME PAY, TIPS, OR COMMISSIONS AT YOUR JOB?  EDITED UNIVERSE: PRERELG = 1  VALID ENTRIES  1 = Yes 2 = No	500 - 501
PEERNPER	2	PERIODICITY  EDITED UNIVERSE: PRERELG = 1  VALID ENTRIES  1 = Hourly 2 = Weekly 3 = Bi-Weekly 4 = Twice Monthly 5 = Monthly 6 = Annually 7 = Other - Specify	502 - 503

NAME	SIZE	DESCRIPTION	LOCATION
PEERNRT	2	(EVEN THOUGH YOU TOLD ME IT IS EASIER TO REPORT YOUR EARNINGS (PERIODICITY); ARE YOU PAID AT AN HOURLY RATE ON YOUR (MAIN/THIS) JOB?  EDITED UNIVERSE: PEERNPER = 2-7  VALID ENTRIES  1 = Yes 2 = No	504 - 505
PEERNHRY	2	HOURLY/NONHOURLY STATUS  EDITED UNIVERSE: PRERELG = 1  VALID ENTRIES  1 = Hourly Worker 2 = NonHourly Worker	506 - 507
PUERNH1C	4	WHAT IS YOUR HOURLY RATE OF PAY ON THIS JOB, EXCLUDING OVERTIME PAY, TIPS OR COMMISSION? DOLLAR AMOUNT - 2 IMPLIED DECIMALS  VALID ENTRIES  0 = Min Value 9999 = Max Value (Subject To Topcoding Based On The Entry In PEERNHRO Such That PEERNHRO X PUERNHIC < Or = 2884.61)	508 - 511
PEERNH2	4	(EXCLUDING OVERTIME PAY, TIPS AND COMMISSIONS) WHAT IS YOUR HOURLY RATE OF PAY ON YOUR (MAIN/THIS) JOB? DOLLAR AMOUNT - 2 IMPLIED DECIMALS  EDITED UNIVERSE: PEERNRT = 1  VALID ENTRIES  0 = Min Value 9999 = Max Value (Subject To Topcoding Based On The In PEERNHRO Such That PEERNHRO X PEERNH2 < Or = 2884.61)	512 - 515

NAME	SIZE	DESCRIPTION	LOCATION
PEERNH10	4	OUT VARIABLE FOR HOURLY RATE OF PAY (2 IMPLIED DECIMALS)  EDITED UNIVERSE: PEERNPER = 1  VALID ENTRIES  0 = Min Value 9999 = Max Value (Subject To Topcoding Based On The Entry In PEERNHRO Such That PEERNHRO X PEERNHLY < Or = 2884.61)	516 - 519
PRERNHLY	4	RECODE FOR HOURLY RATE 2 IMPLIED DECIMALS  EDITED UNIVERSE: PEERNPER = 1 OR PEERNRT = 1  VALID ENTRIES  0 = Min Value 9999 = Max Value (Subject To Topcoding Based On The Entry In PEERNHRO Such That PEERNHRO X PEERNHLY < Or = 2884.61)	520 - 523
PTHR	1	HOURLY PAY - TOP CODE  VALID ENTRIES  0 = Not Topcoded 1 = Topcoded	524 - 524
PEERNHRO	2	USUAL HOURS  EDITED UNIVERSE: PEERNH10 = ENTRY  VALID ENTRIES  0 = Min Value 99 = Max Value	525 - 526
PRERNWA	8	WEEKLY EARNINGS RECODE 2 IMPLIED DECIMALS  EDITED UNIVERSE: PRERELG = 1  VALID ENTRIES  0 = Min Value 288461 = Max Value	527 - 534
PTWK	1	WEEKLY EARNINGS - TOP CODE  0 = Not Topcoded 1 = Topcoded	535 - 535

NAME	SIZE	DESCRIPTION	LOCATION
FILLER	4	FILLER	536 - 539
PEERN	8	CALCULATED WEEKLY OVERTIME AMOUNT 2 IMPLIED DECIMALS  EDITED UNIVERSE: PEERNUOT = 1 AND PEERNPER = 1  VALID ENTRIES  0 = Min Value 288461 = Max Value	540 - 547
PUERN2	8	CALCULATED WEEKLY OVERTIME AMOUNT 2 IMPLIED DECIMALS  VALID ENTRIES  0 = Min Value 288461 = Max Value	548 - 555
PTOT	1	WEEKLY OVERTIME AMOUNT - TOP CODE  VALID ENTRIES  0 = Not Topcoded 1 = Topcoded	556 - 556
FILLER	2	FILLER	557 - 558
PEERNWKP	2	HOW MANY WEEKS A YEAR DO YOU GET PAID FOR?  EDITED UNIVERSE: PEERNPER = 6  VALID ENTRIES  01= Min Value 52= Max Value	559 - 560
PEERNLAB	2	ON THIS JOB, ARE YOU A MEMBER OF A LABOR UNION OR OF AN EMPLOYEE ASSOCIATION SIMILAR TO A UNION?  EDITED UNIVERSE: (PEIO1COW = 1-5 AND PEMLR = 1-2 AND HRMIS = 4, 8)  VALID ENTRIES  1 = Yes 2 = No	561 - 562



NAME	SIZE	DESCRIPTION	LOCATION
PEERNCOV	2	<p>ON THIS JOB ARE YOU COVERED BY A UNION OR EMPLOYEE ASSOCIATION CONTRACT?</p> <p>EDITED UNIVERSE: (PEIO1COW = 1-5 AND PEMLR = 1-2 AND HRMIS = 4, 8)</p> <p>VALID ENTRIES</p> <p>1 = Yes 2 = No</p>	563 - 564
PENLFJH	2	<p>WHEN DID YOU LAST WORK AT A JOB OR BUSINESS?</p> <p>EDITED UNIVERSE: HRMIS = 4 OR 8 AND PEMLR = 3-7</p> <p>VALID ENTRIES</p> <p>1 = Within The Last 12 Months 2 = More Than 12 Months Ago 3 = Never Worked</p>	565 - 566
PENLFRET	2	<p>ARE YOU RETIRED FROM A JOB OR BUSINESS?</p> <p>EDITED UNIVERSE: PEAGE = 50+ AND PEMLR = 3-7</p> <p>VALID ENTRIES</p> <p>1 = Yes 2 = No</p>	567 - 568
PENLFACT	2	<p>WHAT BEST DESCRIBES YOUR SITUATION AT THIS TIME? FOR EXAMPLE, ARE YOU DISABLED, ILL, IN SCHOOL, TAKING CARE OF HOUSE OR FAMILY, OR SOMETHING ELSE?</p> <p>EDITED UNIVERSE: (PEAGE = 14-49) or (PENLFRET = 2)</p> <p>VALID ENTRIES</p> <p>1 = Disabled 2 = Ill 3 = In School 4 = Taking Care Of House Or Family 5 = In Retirement 6 = Something Else/other</p>	569 - 570

NAME	SIZE	DESCRIPTION	LOCATION
PUNLFCK1	2	NOT IN LABOR FORCE CHECK ITEM - 1  VALID ENTRIES  1 = If AGERNG Equals 1-4 Or 9 Then Goto NLFACT 2 = All Others Go to NLFRET	571 - 572
PUNLFCK2	2	NOT IN LABOR FORCE CHECK ITEM - 2  VALID ENTRIES  1 = If MISCK Equals 4 Or 8 Then Goto NLFJH 2 = All Others Goto LBFR-end	573 - 574
PESCHENR	2	LAST WEEK, WERE YOU ENROLLED IN A HIGH SCHOOL, COLLEGE, OR UNIVERSITY?  EDITED UNIVERSE: PRPERTYP = 2 and PEAGE = 16-24  VALID ENTRIES  1 = Yes 2 = No	575 - 576
PESCHFT	2	ARE YOU ENROLLED IN SCHOOL AS A FULL-TIME OR PART-TIME STUDENT?  EDITED UNIVERSE: PESCHLVL = 1, 2  VALID ENTRIES  1 = Full-time 2 = Part-time	577 - 578
PESCHLVL	2	WOULD THAT BE HIGH SCHOOL, COLLEGE, OR UNIVERSITY?  EDITED UNIVERSE: PESCHENR = 1  VALID ENTRIES  1 = High School 2 = College Or University	579 - 580

NAME	SIZE	DESCRIPTION	LOCATION
PRNLFSCH	2	NLF ACTIVITY - IN SCHOOL OR NOT IN SCHOOL  EDITED UNIVERSE: PENLFACT = -1 OR 1-6 AND PEAGE = 16-24  VALID ENTRIES  1 = In School 2 = Not In School  PERSON'S WEIGHTS	581 - 582)
PWFMWGT	10	FAMILY WEIGHT (4 IMPLIED DECIMALS) ONLY USED FOR TALLYING FAMILY CHARACTERISTICS.  EDITED UNIVERSE: PRPERTYP = 1-3	583 - 592
PWLGWGT	10	LONGITUDINAL WEIGHT (4 IMPLIED DECIMALS) ONLY FOUND ON ADULT RECORDS MATCHED FROM MONTH TO MONTH. (USED FOR GROSS FLOWS ANALYSIS)  EDITED UNIVERSE: PRPERTYP = 2	593 - 602
PWORWGT	10	OUTGOING ROTATION WEIGHT (4 IMPLIED DECIMALS) USED FOR TALLYING INFORMATION COLLECTED ONLY IN OUTGOING ROTATIONS (i.e., EARNINGS, 2nd JOB I & O, DETAILED NILF)  EDITED UNIVERSE: PRPERTYP = 2	603 - 612
PWSSWGT	10	FINAL WEIGHT (4 IMPLIED DECIMAL PLACES) USED FOR MOST TABULATIONS, CONTROLLED TO INDEPENDENT ESTIMATES FOR 1) STATES; 2) ORIGIN, SEX, AND AGE; AND 3) AGE, RACE, AND SEX.  EDITED UNIVERSE: PRPERTYP = 1-3	613 - 622
PWWETWGT	10	VETERANS WEIGHT (4 IMPLIED DECIMALS) USED FOR TALLYING VETERAN'S DATA ONLY, CONTROLLED TO ESTIMATES OF VETERANS SUPPLIED BY VA.  EDITED UNIVERSE: PRPERTYP = 2	623 - 632

NAME	SIZE	DESCRIPTION	LOCATION
FILLER	6		633 - 638
*****			
* ALLOCATION FLAGS *			
*****			
PRWERNAL	2	ALLOCATION FLAG WEEKLY EARNINGS RECODE (PRERNWA) ALLOCATION FLAG	639 - 64)
		EDITED UNIVERSE: PRERELG = 1	
		00= No Allocation 01= One Or More Components Of The Recode Are Allocated	
PRHERNAL	2	ALLOCATION FLAG	641 - 642
		HOURLY EARNINGS RECODE (PRERNHLY) ALLOCATION FLAG	
		EDITED UNIVERSE: PRERNHRY = 1	
		00= No Allocation 01= One Or More Components Of The Recode Are Allocated	
HXTENURE	2	ALLOCATION FLAG	643 - 644
HXHOUSUT	2	ALLOCATION FLAG	645 - 646
HXTELHHD	2	ALLOCATION FLAG	647 - 648
HXTELAVL	2	ALLOCATION FLAG	649 - 650
HXPHONEO	2	ALLOCATION FLAG	651 - 652
PXINUSYR	2	ALLOCATION FLAG	653 - 654
PXRRP	2	ALLOCATION FLAG	655 - 656
PXPARENT	2	ALLOCATION FLAG	657 - 658
PXAGE	2	ALLOCATION FLAG	659 - 660
PXMARITL	2	ALLOCATION FLAG	661 - 662
PXSPOUSE	2	ALLOCATION FLAG	663 - 664
PXSEX	2	ALLOCATION FLAG	665 - 666
PXAFWHEN	2	ALLOCATION FLAG	667 - 668
PXAFNOW	2	ALLOCATION FLAG	669 - 670
PXEDUCA	2	ALLOCATION FLAG	671 - 672

NAME	SIZE	DESCRIPTION	LOCATION
PXRACE	2	ALLOCATION FLAG	673 - 674
PXNATVTY	2	ALLOCATION FLAG	675 - 676
PXMNTVTY	2	ALLOCATION FLAG	677 - 678
PXFNTVTY	2	ALLOCATION FLAG	679 - 680
FILLER	2	FILLER	681 - 682
PXORIGIN	2	ALLOCATION FLAG	683 - 684
PXMLR	2	ALLOCATION FLAG	685 - 686
PXRET1	2	ALLOCATION FLAG	687 - 688
PXABSRSN	2	ALLOCATION FLAG	689 - 690
PXABSPDO	2	ALLOCATION FLAG	691 - 692
PXMJOT	2	ALLOCATION FLAG	693 - 694
PXMJNUM	2	ALLOCATION FLAG	695 - 696
PXHRUSL1	2	ALLOCATION FLAG	697 - 698
PXHRUSL2	2	ALLOCATION FLAG	699 - 700
PXHRFTPT	2	ALLOCATION FLAG	701 - 702
PXHRUSLT	2	ALLOCATION FLAG	703 - 704
PXHRWANT	2	ALLOCATION FLAG	705 - 706
PXHRRSN1	2	ALLOCATION FLAG	707 - 708
PXHRRSN2	2	ALLOCATION FLAG	709 - 710
PXHRACT1	2	ALLOCATION FLAG	711 - 712
PXHRACT2	2	ALLOCATION FLAG	713 - 714
PXHRACTT	2	ALLOCATION FLAG	715 - 716
PXHRRSN3	2	ALLOCATION FLAG	717 - 718
PXHRAVL	2	ALLOCATION FLAG	719 - 720
PXLAYAVL	2	ALLOCATION FLAG	721 - 722
PXLAYLK	2	ALLOCATION FLAG	723 - 724
PXLAYDUR	2	ALLOCATION FLAG	725 - 726
PXLAYFTO	2	ALLOCATION FLAG	727 - 728
PXLKM1	2	ALLOCATION FLAG	729 - 730


NAME	SIZE	DESCRIPTION	LOCATION
PXLKAVL	2	ALLOCATION FLAG	731 - 732
PXLKLL1O	2	ALLOCATION FLAG	733 - 734
PXLKLL2O	2	ALLOCATION FLAG	735 - 736
PXLKLWO	2	ALLOCATION FLAG	737 - 738
PXLKDUR	2	ALLOCATION FLAG	739 - 740
PXLKFTO	2	ALLOCATION FLAG	741 - 742
PXDWWNTO	2	ALLOCATION FLAG	743 - 744
PXDWRSN	2	ALLOCATION FLAG	745 - 746
PXDWLKO	2	ALLOCATION FLAG	747 - 748
PXDWWK	2	ALLOCATION FLAG	749 - 750
PXDW4WK	2	ALLOCATION FLAG	751 - 752
PXDWLKWK	2	ALLOCATION FLAG	753 - 754
PXDWAVL	2	ALLOCATION FLAG	755 - 756
PXDWAVR	2	ALLOCATION FLAG	757 - 758
PXJHWKO	2	ALLOCATION FLAG	759 - 760
PXJHRSN	2	ALLOCATION FLAG	761 - 762
PXJHWANT	2	ALLOCATION FLAG	763 - 764
PXIO1COW	2	ALLOCATION FLAG	765 - 766
PXIO1ICD	2	ALLOCATION FLAG	767 - 768
PXIO1OCD	2	ALLOCATION FLAG	769 - 770
PXIO2COW	2	ALLOCATION FLAG	771 - 772
PXIO2ICD	2	ALLOCATION FLAG	773 - 774
PXIO2OCD	2	ALLOCATION FLAG	775 - 776
PXERNUOT	2	ALLOCATION FLAG	777 - 778
PXERNPER	2	ALLOCATION FLAG	779 - 780
PXERNH1O	2	ALLOCATION FLAG	781 - 782
PXERNHRO	2	ALLOCATION FLAG	783 - 784
PXERN	2	ALLOCATION FLAG	785 - 786
FILLER	4	FILLER	787 - 790

NAME	SIZE	DESCRIPTION	LOCATION
PXERNWKP	2	ALLOCATION FLAG	791 - 792
PXERNRT	2	ALLOCATION FLAG	793 - 794
PXERNHRY	2	ALLOCATION FLAG	795 - 796
PXERNH2	2	ALLOCATION FLAG	797 - 798
PXERNLAB	2	ALLOCATION FLAG	799 - 800
PXERNCOV	2	ALLOCATION FLAG	801 - 802
PXNLFJH	2	ALLOCATION FLAG	803 - 804
PXNLFRET	2	ALLOCATION FLAG	805 - 806
PXNLFACT	2	ALLOCATION FLAG	807 - 808
PXSCHENR	2	ALLOCATION FLAG	809 - 810
PXSCHFT	2	ALLOCATION FLAG	811 - 812
PXSCHLVL	2	ALLOCATION FLAG	813 - 814
QSTNUM	5	Unique household identifier. Valid only within any specific month.	815 - 819
OCCURNUM	2	Unique person identifier. Valid only within any specific month.	820 - 821
PEDIPGED	2	How did...get...s high school diploma?  EDITED UNIVERSE = PEEDUCA = 39  VALID ENTRIES  -1= Not In Universe 1 = Graduation From High School 2 = Ged Or Other Equivalent	822 - 823
PEHGCOMP		What was the highest grade of regular school...completed before receiving...s GED?  EDITED UNIVERSE = PEDIPGED = 2  VALID ENTRIES  -1= Not In Universe 1 = Less Than 1st Grade 2 = 1st, 2nd, 3rd, Or 4th Grade 3 = 5th Or 6th Grade 4 = 7th Or 8th Grade 5 = 9th Grade 6 = 10th Grade	824 - 825

NAME	SIZE	DESCRIPTION	LOCATION
		7 = 11th Grade 8 = 12th Grade (No Diploma)	
PECYC	2	How many years of college credit has...completed?  EDITED UNIVERSE: PEEDUCA =40-42  VALID ENTRIES  -1= Not In Universe 1 = Less Than 1 Year (Includes 0 Years Completed) 2 = The First Or Freshman Year 3 = The Second Or Sophomore Year 4 = The Third Or Junior Year 5 = Four Or More Years	826 - 827
PEGRPROF	2	Since completing...bachelor's degree, have you taken any graduate or professional school courses for credit?  EDITED UNIVERSE: PEEDUCA = 43  VALID ENTRIES  -1= Not In Universe 1 = Yes 2 = No	828 - 829
PEGR6COR	2	Did...complete 6 or more graduate or professional school courses?  EDITED UNIVERSE: PEGRPROF = 1  VALID ENTRIES  1 = Not In Universe 1 = Yes 2 = No	830 - 831
PEMS123	2	Was ... master's degree program a 1 year, 2 year, or 3 year program?  EDITED UNIVERSE: PEEDUCA = 44  VALID ENTRIES  1 = Not In Universe 1 = 1 Year Program 2 = 2 Year Program 3 = 3 Year Program	832 - 833
PXDIPGED	2	ALLOCATION FLAG	834 - 835
PXHGCCOMP	2	ALLOCATION FLAG	836 - 837
PXCYC	2	ALLOCATION FLAG	838 - 839



NAME	SIZE	DESCRIPTION	LOCATION
PXGRPROF	2	ALLOCATION FLAG	840 - 841
PXGR6COR	2	ALLOCATION FLAG	842 - 843
PXMS123	2	ALLOCATION FLAG	844 - 845
PWCMPWGT	2	Composited Final Weight. Used to create BLS's published labor force statistics (4 implied decimal places)	846 - 855
		EDITED UNIVERSE: PRPERTYP = 2 AND PEAGE = 16+	
FILLER	1	FILLER	856 - 856



## ATTACHMENT 8

### SUPPLEMENT RECORD LAYOUT

#### February 1998 Displaced Worker and Employee Tenure Supplement

<u>NAME</u>	<u>SIZE</u>	<u>DESCRIPTION</u>	<u>LOCATION</u>
PESD1	2	<p>During the last 3 calendar years, that is, January 1995 through December 1997, did you lose a job, or leave one because: your plant or company closed or moved, your position or shift was abolished, insufficient work or another similar reason?</p> <p>EDITED UNIVERSE:</p> <p>All household members 20+ years old</p> <p>VALID ENTRIES:</p> <p>1 Yes 2 No -2 Don't Know -3 Refused -9 No response</p>	857-858
PESD2	2	<p>Which of these specific reasons describes why you are no longer working at that job?</p> <p>EDITED UNIVERSE:</p> <p>PESD1 = 1</p> <p>VALID ENTRIES:</p> <p>1 Plant or company closed down or moved Plant or company operating but lost or left job because of: 2 Insufficient work 3 Position or shift abolished 4 Seasonal job completed</p>	859-860

<u>NAME</u>	<u>SIZE</u>	<u>DESCRIPTION</u>	<u>LOCATION</u>
		5 Self-operated business failed 6 Some other reason -2 Don't Know -3 Refused -9 No response	
PESD3	2	In what year did you last work at that job?  EDITED UNIVERSE:  PESD2 = 1, 2, or 3  VALID ENTRIES:  1 1995 2 1996 3 1997 4 Other -2 Don't Know -3 Refused -9 No response	861-862
PESD4	2	Do you expect to be recalled to that job within the next 6 months?  EDITED UNIVERSE:  PESD2 = 2 or 3 and PESD3 = 3  VALID ENTRIES:  1 Yes 2 No -2 Don't Know -3 Refused -9 No response	863-864

<u>NAME</u>	<u>SIZE</u>	<u>DESCRIPTION</u>	<u>LOCATION</u>
PESD5	2	Had you been given written advance notice informing you that (fill: the plant or business would be closed / you would lose your job)?  EDITED UNIVERSE:  PESD3 = 1, 2, 3, -2, -3, or -9  VALID ENTRIES:  1 Yes 2 No -2 Don't Know -3 Refused -9 No Response	865-866
PESD6	2	How long before you were to have lost your job did you receive that notice?  EDITED UNIVERSE:  PESD5 = 1  VALID ENTRIES:  1 Less than 1 month 2 1 to 2 months 3 More than 2 months -2 Don't Know -3 Refused -9 No response	867-868

<u>NAME</u>	<u>SIZE</u>	<u>DESCRIPTION</u>	<u>LOCATION</u>
PESCOW1	2	Class of Worker	869-870

EDITED UNIVERSE:

Entry in PUSD7, PUSD8 or PUSD9

VALID ENTRIES:

- 1 Federal government
- 2 State government
- 3 Local government
- 4 Private for profit
- 5 Private, nonprofit
- 6 Self-employed, incorporated
- 7 Self-employed, unincorporated
- 8 Without pay
- 9 Unknown
- 10 Government, level unknown
- 11 Self-employed, incorporation status unknown
- 9 No response

PES1ICD	3	Industry Code	871-873
---------	---	---------------	---------

EDITED UNIVERSE:

Entry in PUSD10, PUSD11, or PUSD12

VALID ENTRIES:

- 000-992 Industry Code
- 9 No response

<u>NAME</u>	<u>SIZE</u>	<u>DESCRIPTION</u>	<u>LOCATION</u>
PRSDIND	2	Detailed Industry Recode	874-875

VALID ENTRIES:

- 1 Goods producing - agricultural services
- 2 Goods producing - other agricultural
- 3 Mining
- 4 Construction
- 5 Mfg - lumber & wood prods, ex furniture
- 6 Mfg - furniture & fixtures
- 7 Mfg - stone, clay, concrete, glass prods
- 8 Mfg - primary metals
- 9 Mfg - fabricated metals
- 10 Mfg - not specified metal industries
- 11 Mfg - machinery, ex electrical
- 12 Mfg - electrical machinery, equip supplies
- 13 Mfg - motor vehicles & equip
- 14 Mfg - aircraft & parts
- 15 Mfg - other transportation equipment
- 16 Mfg - professional & photo equip, watches
- 17 Mfg - toys, amusement & sporting goods
- 18 Mfg - misc & n.e.c. mfg industries
- 19 Mfg - food & kindred prods
- 20 Mfg - tobacco prods
- 21 Mfg - textile mill prods
- 22 Mfg - apparel & other finished textile pr
- 23 Mfg - paper & allied products
- 24 Mfg - printing, publishing & allied inds
- 25 Mfg - chemicals & allied prods
- 26 Mfg - petroleum & coal prods
- 27 Mfg - rubber & misc plastic prods
- 28 Mfg - leather & leather prods
- 29 Transportation
- 30 Communications
- 31 Utilities & sanitary services
- 32 Wholesale trade
- 33 Eating and drinking places
- 34 Other retail trade
- 35 Banking and other finance
- 36 Insurance and real estate
- 37 Private household services
- 38 Business services
- 39 Automobile and repair services

<u>NAME</u>	<u>SIZE</u>	<u>DESCRIPTION</u>	<u>LOCATION</u>
		40 Personal serv exc private households 41 Entertainment & recreation services 42 Hospitals 43 Health services, exc. hospitals 44 Educational services 45 Social services 46 Other professional services 47 Forestry & fisheries 48 Justice, public order & safety 49 Admin of human resource programs 50 National security & internal affairs 51 Other public administration -9 No response	
PES1OCD	3	Occupation Code  EDITED UNIVERSE:  Entry in PUSD13, PUSD14 and PUSD15  VALID ENTRIES: 003-905 Occupation code -9 No response	876-878
PRSDOCC	2	Detailed Occupation Recode  VALID ENTRIES:  1 Officials & administrators, pub. admin. 2 Other executive, admin. & managerial 3 Management related occupations 4 Engineers 5 Mathematical and computer scientists 6 Natural Scientists 7 Health diagnosing occs. 8 Health assessment and treatment occs. 9 Teachers, college and university 10 Teachers, except college and university 11 Lawyers and judges 12 Other professional specialty occs. 13 Health technologists and technicians 14 Engineering and science technicians 15 Technicians, exc. health,engin. & science	879-880



<u>NAME</u>	<u>SIZE</u>	<u>DESCRIPTION</u>	<u>LOCATION</u>
		16 Supervisors and proprietors, sales occs	
		17 Sales reps, finance and business serv.	
		18 Sales reps, commodities, exc. retail	
		19 Sales workers, retail & personal serv.	
		20 Sales related occs	
		21 Supervisors, admin. support	
		22 Computer equipment operators	
		23 Secretaries, stenographers, and typists	
		24 Financial records processing	
		25 Mail and message distributing	
		26 Other admin support, inc. clerical	
		27 Private household service occs	
		28 Protective service	
		29 Food service	
		30 Health service	
		31 Cleaning and building service	
		32 Personal service	
		33 Mechanics and repairers	
		34 Construction trades	
		35 Other precision prod., craft, & repair	
		36 Machine opertrs and tenders,exc precis.	
		37 Fabricatrs,assemblrs,inspectrs,samplrs	
		38 Motor vehicle operators	
		39 Other transp. & material moving occs	
		40 Construction laborers	
		41 Freight, stock & materials handlers	
		42 Oth handlrs,equip.cleanrs,helprs,labrrs	
		43 Farm operators and managers	
		44 Farm workers and related occupations	
		45 Forestry and fishing occs	
		46 Armed forces	
		-9 No response	

<u>NAME</u>	<u>SIZE</u>	<u>DESCRIPTION</u>	<u>LOCATION</u>
PESD16	2	On that job, were you a member of a union or an employee association similar to a union?	881-882

EDITED UNIVERSE:

(PESD5 = 1, 2, -2, -3, or -9) and  
(PESCOW1 = 1, 2, 3, 4, 5, 8, 9, 10, or -9)

VALID ENTRIES:

- 1 Yes
- 2 No
- 2 Don't Know
- 3 Refused
- 9 No response

PESD17	2	Did you have health insurance at that job?	883-884
--------	---	--	---------

EDITED UNIVERSE:

PESD16 = 1, 2, -2, -3, or -9

VALID ENTRIES:

- 1 Yes
- 2 No
- 2 Don't Know
- 3 Refused
- 9 No response

<u>NAME</u>	<u>SIZE</u>	<u>DESCRIPTION</u>	<u>LOCATION</u>
PESD18A	2	How long had you worked for (fill: SD10/SD11/that employer) when that job ended? (Answer - number)	885-886
		EDITED UNIVERSE:  PESD17 = 1, 2, -2, -3, or -9	
		VALID ENTRIES:  01-99 -2 Don't Know -3 Refused -9 No response	
PESD18B	2	How long had you worked for (fill: SD10/SD11/that employer when that job ended? (Answer - Periodicity)	887-888
		EDITED UNIVERSE:  PESD18A = 0-99, -2, -3, or -9	
		VALID ENTRIES:  1 Days 2 Weeks 3 Months 4 Years -2 Don't Know -3 Refused -9 No Response	

<u>NAME</u>	<u>SIZE</u>	<u>DESCRIPTION</u>	<u>LOCATION</u>
PESD19	2	Did you usually work 35 hours or more per week at that job?	889-890

EDITED UNIVERSE:

PESD18B = 1, 2, 3, 4, -2, -3, or -9

VALID ENTRIES:

- 1 Yes
- 2 No
- 4 Hours varied
- 2 Don't Know
- 3 Refused
- 9 No response

PESLE10	2	Out variable for PUSLE1	891-892
---------	---	-------------------------	---------

VALID ENTRIES:

- 1 Hourly
- 2 Weekly
- 3 Bi-weekly
- 4 Twice monthly
- 5 Monthly
- 6 Annually
- 7 Other
- 2 Don't Know
- 3 Refused
- 9 No response

<u>NAME</u>	<u>SIZE</u>	<u>DESCRIPTION</u>	<u>LOCATION</u>
PESLE2	2	Did you usually receive overtime pay, tips, or commissions on that job?	893-894
		EDITED UNIVERSE:	
		PUSLE1 = 1-7	
		VALID ENTRIES:	
		1 Yes	
		2 No	
		-2 Don't Know	
		-3 Refused	
		-9 No response	
PESENH1O	4	Out variable for hourly pay rate-lost job (Item PUSLE3, PUSLE3D or PUSLE3C) Dollar Amount-Two implied decimals Topcoded	895-898
		EDITED UNIVERSE:	
		PUSLE1O = 1	
		VALID ENTRIES:	
		0-9999	
		-2 Don't Know	
		-3 Refused	
		-9 No response	
PTSENH1O	2	Lost job hourly rate--topcode	899-900
		VALID ENTRIES:	
		0 No topcode	
		1 Topcoded value	

<u>NAME</u>	<u>SIZE</u>	<u>DESCRIPTION</u>	<u>LOCATION</u>
PESLE40	2	Out variable for how many hours did you usually work per week at that rate?  EDITED UNIVERSE:  PUSLE10 = 1 and entry in PESENH10  VALID ENTRIES:  01-99 -2 Don't Know -3 Refused -9 No response	901-902
PUSLE5	2	On the job you lost or left, how much did you usually receive JUST in overtime pay, tips or commissions, before taxes or other deductions?  VALID ENTRIES:  1 Per hour 2 Per day 3 Per week 4 Per month 5 Per year 6 Other -2 Don't Know -3 Refused -9 No response	903-904
PUSLE6	2	How many hours did you usually work per week at that rate?  VALID ENTRIES:  00-99 -2 Don't Know -3 Refused -9 No response	905-906

<u>NAME</u>	<u>SIZE</u>	<u>DESCRIPTION</u>	<u>LOCATION</u>
PUSLE6D	2	What is your best estimate of the number of hours per week you usually worked at that rate?	907-908
		VALID ENTRIES:	
		00-99	
		-2 Don't Know	
		-3 Refused	
		-9 No response	
PUSERN	6	Calculated weekly amount of overtime--lost job Dollar Amount--Two implied decimals	909-914
		VALID ENTRIES:	
		0-288461 (topcoded)	
PUSERN2	6	Corrected calculated overtime amount--lost job Dollar Amount--Two implied decimals	915-920
		VALID ENTRIES:	
		0-288461 (topcoded)	
PTSERN	2	Lost job overtime pay-topcode (PUSERN)	921-922
		VALID ENTRIES:	
		0 No topcode	
		1 Topcoded value	
PTSERN2	2	Corrected lost job overtime pay-topcode (PUSERN2)	923-924
		VALID ENTRIES:	
		0 No topcode	
		1 Topcoded value	

<u>NAME</u>	<u>SIZE</u>	<u>DESCRIPTION</u>	<u>LOCATION</u>
PESLE22	2	How many weeks a year did you get paid for at that job?	925-926
		EDITED UNIVERSE	
		PESLE10 = 6	
		VALID ENTRIES:	
		01-52	
		-2 Don't Know	
		-3 Refused	
		-9 No response	
PESD20	2	Did you receive unemployment insurance benefits after that job ended?	927-928
		EDITED UNIVERSE:	
		PESD19 = 1, 2, -2, -3, -4, or -9	
		VALID ENTRIES:	
		1 Yes	
		2 No	
		-2 Don't Know	
		-3 Refused	
		-9 No response	
PESD21	2	Did you exhaust your eligibility for unemployment benefits?	929-930
		EDITED UNIVERSE:	
		PESD20 = 1	
		VALID ENTRIES:	
		1 Yes	
		2 No	
		-2 Don't Know	
		-3 Refused	
		-9 No response	



<u>NAME</u>	<u>SIZE</u>	<u>DESCRIPTION</u>	<u>LOCATION</u>
PESD22	2	Since that job ended, have you moved to a different city or county?	931-932
		EDITED UNIVERSE:	
		PESD20 = 1, 2, -2, -3. or -9	
		VALID ENTRIES:	
		1 Yes	
		2 No	
		-2 Don't Know	
		-3 Refused	
		-9 No response	
PESD23	2	Was the reason for the move to look for work or to take a different job?	933-934
		EDITED UNIVERSE:	
		PESD22 = 1	
		VALID ENTRIES:	
		1 Yes	
		2 No	
		-2 Don't Know	
		-3 Refused	
		-9 No response	

<u>NAME</u>	<u>SIZE</u>	<u>DESCRIPTION</u>	<u>LOCATION</u>
PESD24	2	Have you worked for pay since job ended?	935-936
		EDITED UNIVERSE:	
		(PESD22 = 1, 2, -2, -3, or -9) and (PEMLR = 3, 4, 5, 6 or 7)	
		VALID ENTRIES:	
		1 Yes	
		2 No	
		-2 Don't Know	
		-3 Refused	
		-9 No response	
PESD25	3	After that job ended, how many weeks went by before you started working again at another job?	937-939
		EDITED UNIVERSE:	
		(PESD24 = 1) or [(PESD22 = 1, 2, -2, -3, or -9) and (PEMLR = 1 or 2)]	
		VALID ENTRIES:	
		0-168	
		-2 Don't Know	
		-3 Refused	
		-9 No Response	

<u>NAME</u>	<u>SIZE</u>	<u>DESCRIPTION</u>	<u>LOCATION</u>
PESD26	2	How many jobs have you held since that job ended?	940-941

EDITED UNIVERSE

(PESD24 = -2, -3, or -9) or  
(PESD25 = 0-168, -2, -3, or -9)

VALID ENTRIES

0-99  
-2 Don't Know  
-3 Refused  
-9 No Response

PESD27	2	Other than Medicare or Medicaid, do you now have health insurance?	942-943
--------	---	--	---------

EDITED UNIVERSE:

(PESD24 = 2, -2, -3 or -9) or  
(PESD26 = 0-99, -2, -3, or -9)

VALID ENTRIES:

1 Yes  
2 No  
-2 Don't Know  
-3 Refused  
-9 No response

<u>NAME</u>	<u>SIZE</u>	<u>DESCRIPTION</u>	<u>LOCATION</u>
PESCE20	2	An out variable for SCE2	944-945

EDITED UNIVERSE:

PEMLR=1 or 2, PESD27 = 1, 2, -2, -3, or -9 and  
 ((HUMISCK=1, 2, 3, 5, 6, or 7) or  
 (HUMISCK=4 or 8 and PEIO1COW=7))

VALID ENTRIES:

- 1 Hourly
- 2 Weekly
- 3 Bi-weekly
- 4 Twice monthly
- 5 Monthly
- 6 Annually
- 7 Other-specify
- 2 Don't Know
- 3 Refused
- 9 No response

PESCE3	2	Do you usually receive overtime pay, tips, or commissions (?/at your MAIN job?)	946-947
--------	---	--	---------

EDITED UNIVERSE:

Entry in PUSCE2

VALID ENTRIES:

- 1 Yes
- 2 No
- 2 Don't Know
- 3 Refused
- 9 No response

<u>NAME</u>	<u>SIZE</u>	<u>DESCRIPTION</u>	<u>LOCATION</u>
PESEH1OA	4	Out variable for hourly pay rate-current job Dollar Amount--Two implied decimals	948-951
		EDITED UNIVERSE:	
		PUSCE2O=1	
		VALID ENTRIES:	
		0-9999 (topcoded such that hourly rate is less than or equal to \$2884.61 divided by usual hours)	
		-2 Don't Know	
		-3 Refused	
		-9 No response	
PTSEH1OA	2	Supplement current job hourly rate-topcoded	952-953
		VALID ENTRIES:	
		0 No topcode	
		1 Topcoded value	
PUSCE5	2	How many hours do you usually work per week at this rate?	954-955
		EDITED UNIVERSE:	
		PUSCE2O=1 and entry in PESEH1OA	
		VALID ENTRIES:	
		01-99	
		-2 Don't Know	
		-3 Refused	
		-9 No response	

<u>NAME</u>	<u>SIZE</u>	<u>DESCRIPTION</u>	<u>LOCATION</u>
PESCE50	2	Out variable for usual hours worked-- current job	956-957
		VALID ENTRIES:	
		01-99	
		-2 Don't Know	
		-3 Refused	
		-9 No response	
PUSCE6	2	(Fill:How/At your MAIN job, how) much do you usually receive JUST in overtime pay, tips or commissions, before taxes or other deductions?	958-959
		VALID ENTRIES:	
		1 Per hour	
		2 Per day	
		3 Per week	
		4 Per month	
		5 Per year	
		6 Other	
		-2 Don't Know	
		-3 Refused	
		-9 No response	
PUSCE7	2	How many hours do you usually work per week at this rate?	960-961
		VALID ENTRIES:	
		00-99	
		-2 Don't Know	
		-3 Refused	
		-9 No response	

<u>NAME</u>	<u>SIZE</u>	<u>DESCRIPTION</u>	<u>LOCATION</u>
PUSCE8	2	What is your best estimate of the number of hours per week you usually work at this rate?  VALID ENTRIES:  00-99 -2 Don't Know -3 Refused -9 No response	962-963
PUSERN1	6	Calculated weekly amount of overtime--current job  Dollar Amount-Two implied decimals  VALID ENTRIES:  0-288461 (topcoded)	964-969
PUSERN2A	6	Corrected calculated weekly overtime amount--current job  Dollar Amount--2 implied decimals  VALID ENTRIES:  0-288461 (topcoded)	970-975
PTSERN1	2	Supplement current job overtime pay-topcoded (PUSERN1)  VALID ENTRIES:  0 No topcode 1 Topcoded value	976-977
PTSERN2A	2	Supplement current job calculated overtime pay-topcoded (PUSERN2A)  VALID ENTRIES:  0 No topcode 1 Topcoded value	978-979

<u>NAME</u>	<u>SIZE</u>	<u>DESCRIPTION</u>	<u>LOCATION</u>
PESCE25	2	How many weeks a year do you get paid for?	980-981
		EDITED UNIVERSE:	
		PESCE20=6	
		VALID ENTRIES:	
		01-52	
		-2 Don't Know	
		-3 Refused	
		-9 No response	
PRSLWKLY	6	Recode for weekly earnings on lost job	982-987
		Dollar Amount--Two implied decimals	
		VALID ENTRIES:	
		0-288461 (topcoded)	
		-2 Don't Know	
		-3 Refused	
		-9 No response	
PTSLWKLY	2	Lost job weekly earnings-topcode	988-989
		VALID ENTRIES:	
		0 No topcode	
		1 Topcoded value	



<u>NAME</u>	<u>SIZE</u>	<u>DESCRIPTION</u>	<u>LOCATION</u>
PRSCWKLY	6	<p>Recode for weekly earnings on current job. This is allocated if missing, don't know, refused or no response.</p> <p>Dollar Amount--Two implied decimals</p> <p>VALID ENTRIES:</p> <p>0-288461 (topcoded) -1 Month-in-sample 4 and 8 cases not eligible for basic or supplement earnings (PEIO1COW = 6, 8, 9, 10 or 11)</p>	990-995
PTSCWKLY	2	<p>Supplement current job weekly earnings- topcode</p> <p>VALID ENTRIES:</p> <p>0 No topcode 1 Topcoded value</p>	996-997
PESHRY	2	<p>Hourly/Nonhourly Status -- Current Job Earnings.</p> <p>VALID ENTRIES:</p> <p>1 Hourly worker 2 Nonhourly worker</p>	998-999
PRSHR	4	<p>Recode for hourly rate -- Current Job Earnings. (2 implied decimals)</p> <p>VALID ENTRIES:</p> <p>0 - Minimum Value 9999 - Maximum Value</p>	1000-1003
PRSUPERN	2	<p>Eligibility of current job supplement earnings.</p> <p>VALID ENTRY:</p> <p>1 - Eligible</p>	1004-1005

<u>NAME</u>	<u>SIZE</u>	<u>DESCRIPTION</u>	<u>LOCATION</u>
PEST1A	2	<p>How long have you been working CONTINUOUSLY (fill: for <u>company name</u> from basic CPS/as a self-employed person/ at your main job/for your present employer)? (Answer - number)</p> <p>EDITED UNIVERSE</p> <p>PEAGE = 15+ and PEMLR = 1 or 2</p> <p>VALID ENTRIES</p> <p>0-99 -2 Don't Know -3 Refused -9 No Response</p>	1006-1007
PEST1B	2	<p>How long have you been working CONTINUOUSLY (fill: for <u>company name</u> from basic CPS/as a self-employed person/ at your main job/for your present employer)? (Answer - Periodicity)</p> <p>EDITED UNIVERSE</p> <p>PEST1A = 0-99, -2, -3, or -9</p> <p>VALID ENTRIES</p> <p>1 Days 2 Weeks 3 Months 4 Years -2 Don't Know -3 Refused -9 No Response</p>	1008-1009

<u>NAME</u>	<u>SIZE</u>	<u>DESCRIPTION</u>	<u>LOCATION</u>
PEST3	2	<p>Could you please give the exact number of months?</p> <p>EDITED UNIVERSE</p> <p>(PEST1A = 0,1, or 2) and (PEST1B = 4)</p> <p>VALID ENTRIES</p> <p>0-35            -2 Don't Know            -3 Refused            -9 No Response</p>	1010-1011
PEST4	2	<p>Did you have any previous periods of employment with (fill: company name from basic CPS/your main employer/your present employer) in addition to the period you just told me?</p> <p>EDITED UNIVERSE</p> <p>[(PEST1B = 1, 2, or 3) or (PEST1A &gt;2 and PEST1B = 4) or (PEST3 = 01-35)] and (PEIO1COW = 1, 2, 3, 4, 5, 8, 9, or 10)</p> <p>VALID ENTRIES</p> <p>1 Yes            2 No            -2 Don't Know            -3 Refused            -9 No Response</p>	1012-1013

<u>NAME</u>	<u>SIZE</u>	<u>DESCRIPTION</u>	<u>LOCATION</u>
PEST5A <sup>1</sup>	2	Altogether, how long have you worked for (fill: company name from basic CPS/your main employer/ your present employer)? (Answer - number)	1014-1015
		EDITED UNIVERSE	
		PEST4 = 1	
		VALID ENTRIES	
		0-99	
		-2 Don't Know	
		-3 Refused	
		-9 No Response	
PEST5B	2	Altogether, how long have you worked for (fill: company name from basic CPS/your main employer/your present employer)? (Answer - Periodicity)	1016-1017
		EDITED UNIVERSE:	
		PEST5A = 0-99, -2, -3, or -9	
		VALID ENTRIES	
		1 Days	
		2 Weeks	
		3 Months	
		4 Years	
		-2 Don't Know	
		-3 Refused	


---

<sup>1</sup> Note : PEST5A and PEST5B (along with PEST4) were not intended to be used to calculate tenure with present employer. They were asked solely to help researchers assess whether respondents provide information on CONTINUOUS tenure or TOTAL tenure, and whether the distinction is even meaningful.

<u>NAME</u>	<u>SIZE</u>	<u>DESCRIPTION</u>	<u>LOCATION</u>
PUSD7	2	<p>Were you employed by government, by a private company, a non-profit organization, or were you self-employed or working in a family business?</p> <p>UNIVERSE: PESD5 = 1, 2, -2, or -3</p> <p>VALID ENTRIES</p> <p>1 Government 2 Private-for-profit company 3 Non-profit organization (incl. tax exempt and charitable) 4 Self-employed 5 Working in the family business -2 Don't Know -3 Refused</p>	1018-1019
PRSUPSAT	2	<p>Interview Status - Displaced Worker Supplement</p> <p>1 Not Eligible for Displaced Worker Items - Eligible cases had to meet the following criteria: HRINTSTA = 1, PEAGE = 20+, and PRPERTYP = 2. 2 Interview - Interviews had to meet the following criteria: PESD1 = 2 or (PESD1=1 and PESD2 = 1-6). 3 Noninterview - Cases that met the <u>eligibility</u> criteria, but did not meet the <u>interview</u> criteria.</p>	1020-1021
PWSUPWGT	10	<p>Displaced Worker Supplement Weight (Length = 10 with 4 implied decimals)</p>	1022-1031

<u>NAME</u>	<u>SIZE</u>	<u>DESCRIPTION</u>	<u>LOCATION</u>
PRTENSAT	2	Interview Status - Employee Tenure Supplement  1 Not Eligible for Employee Tenure Items - Eligible cases had to meet the following criteria: HRINTSTA = 1, PEAGE = 15+, PRPERTYP = 2, and PEMLR = 1 or 2. 2 Interview - Interviews had to meet the following criteria: PEST1A = 1-99 and PEST1B = 1-4. 3 Noninterview - Cases that met the <u>eligibility</u> criteria, but did not meet the <u>interview</u> criteria.	1032-1033
PWTENWGT	10	Employee Tenure Supplement Weight (Length = 10 with 4 implied decimals)	1034-1043
PRST1TN	4	Recode for employer tenure, expressed in years, with two implied decimals; this recode incorporates usable responses from PEST1A, PEST1B, and (when appropriate) PEST3. A usable response had to be within the range 1-99 for PEST1A (and 1-35 for PEST3), and had to have age minus tenure equal to 14+ years.	1044-1047
		VALID ENTRIES  0-9999 -2 Don't Know -3 Refused -9 No Response	

<u>NAME</u>	<u>SIZE</u>	<u>DESCRIPTION</u>	<u>LOCATION</u>
PRSD18TN	4	<p>Recode for tenure on lost job, expressed in years, with two implied decimals; this recode incorporates usable responses from PESD18A and PESD18B. A usable response had to be within the range 1-99 for PEST18A, but <u>did not</u> have to have age minus tenure equal to 14+ years.</p> <p>VALID ENTRIES</p> <p>0-9999            -2 Don't Know            -3 Refused            -9 No Response</p>	1048-1051
PRDISPWK	2	<p>Recode for complete displaced worker supplement interviews to determine displaced worker status (all conditions apply - PESD1 =1, PESD2 = 1, 2, or 3, PESD4 is not equal to 1 and PUSD7 is not equal to 4).</p> <p>VALID ENTRIES</p> <p>0 Not a Displaced Worker            1 Displaced Worker</p>	1052-1053





## ATTACHMENT 9

### SUPPLEMENT QUESTIONNAIRE

February 1998 Current Population Survey  
Displaced Worker and Employee Tenure Supplement

>PRESUP< This month we are asking some additional questions for persons who have lost or left a job in the last 3 years.

---

>SD1C< If person is 15 to 19 years old, skip to STILCK. Otherwise, ask SD1.

---

>SD1< During the last 3 calendar years, that is, January 1995 through December 1997, did (name/you) lose a job, or leave one because: (your/his/her) plant or company closed or moved, (your/his/her) position or shift was abolished, insufficient work or another similar reason?

<1> Yes

<2> No

(Skip to STILCK)

[blind] <D> Don't know

(Skip to STILCK)

[blind] <R> Refused

(Skip to STILCK)

---

>SD2< Which of these specific reasons describes why (name/you)(is/are) no longer working at that job?

READ IF NECESSARY: If (name/you) lost or left more than one job in the last 3 years, refer to the job (you/he/she) had held the longest when answering this question and the ones that follow.

<1> Plant or company closed down or moved

Plant or company operating but lost or left job because of:

<2> Insufficient work

<3> Position or shift abolished

<4> Seasonal job completed

(Skip to STILCK)

<5> Self-operated business failed

(Skip to STILCK)

<6> Some other reason

(Skip to STILCK)

[blind] <D> Don't know

(Skip to STILCK)

[blind] <R> Refused

(Skip to STILCK)

---

-----  
>SD3< In what year did (name/you) last work at that job?

- <1> 1995
- <2> 1996
- <3> 1997
- <4> Other

(Skip to STILCK)

[blind] <D> Don't Know

[blind] <R> Refused

-----  
>SD4C< [If SD2=1 or SD3 = 1, 2, D or R, skip to SD5. Else If SD3 = 3, go to SD4.]

-----  
>SD4< (Do/Does)(you/he/she) expect to be recalled to that job within the next 6 months?

- <1> Yes
- <2> No

[blind] <D> Don't know

[blind] <R> Refused

-----  
>SD5< Had (name/you) been given written advance notice informing (you/him/her) that (the plant or business would be closed) ((you/he/she) would lose (your/his/her) job)? [If SD2 = 1, then fill with first (); If SD2 = 2 or 3, then fill with second ().]

- <1> Yes (go to SD6)
- <2> No (go to SD7)

[blind] <D> Don't know (go to SD7)

[blind] <R> Refused (go to SD7)

-----  
>SD6< How long before (you/he/she)(were/was) to have lost (your/his/her) job did (you/he/she) receive that notice?

- <1> Less than 1 month
- <2> 1 to 2 months
- <3> More than 2 months

[blind] <D> Don't know

[blind] <R> Refused

>SD7< (Were/Was)(you/name) employed by government, by a private company, a non-profit organization, or (was/were)(you/he/she) self-employed or working in a family business?

- <1> Government (go to SD8)
- <2> Private for-profit company (go to SD10)
- <3> Non-profit organization (incl. tax exempt and charitable) (go to SD10)
- <4> Self-employed (Skip to ST1LCK)
- <5> Working in the family business (go to SD9)

[blind] <D> Don't know (go to SD10)  
[blind] <R> Refused (go to SD10)

>SD8< Would that be the federal, state, or local government?

- <1> Federal (go to SD11)
- <2> State (go to SD11)
- <3> Local (go to SD11)

[blind] <D> Don't know (go to SD11)  
[blind] <R> Refused (go to SD11)

>SD9< (Were/Was)(you/name) working for pay?

- <1> Yes
- <2> No

[blind] <D> Don't know  
[blind] <R> Refused

>SD10< [If SD7 = 2, D, or R, fill first (); if SD7 = 3, fill second (); if SD7 = 5, fill third ()]  
What was the name of the (company)(nonprofit organization)(business) for which (name/you) worked?

\_\_\_\_\_ (go to SD12)

[blind] <D> Don't know (go to SD12)  
[blind] <R> Refused (go to SD12)

-----  
>SD11<      What was the name of the government agency for which (you/she/he) worked?

\_\_\_\_\_ (go to SD14)

[blind] <D>    Don't know

(go to SD14)

[blind] <R>    Refused

(go to SD14)

-----  
>SD12<      What kind of business or industry was this?

READ IF NECESSARY: (What did they make or do where (name/you) worked?)

\_\_\_\_\_ [blind] <D>    Don't know

(go to SD14)

[blind] <R>    Refused

(go to SD14)

-----  
ASK IF NECESSARY

>SD13<      Was this business or organization mainly manufacturing, retail trade, wholesale trade, or something else?

<1>    Manufacturing

<2>    Retail trade

<3>    Wholesale trade

<4>    Something else

[blind] <D>    Don't know

[blind] <R>    Refused

-----  
>SD14<      What kind of work did (name/you) do, that is, what was (his/her/your) occupation? (For example: plumber, typist, farmer.)

\_\_\_\_\_ [blind] <D>    Don't know

[blind] <R>    Refused

>SD15<      What were (your/his/her) usual activities or duties at that job? (For example:  
typing, keeping account books, filing, selling cars, operating printing press, laying  
bricks.)

\_\_\_\_\_

\_\_\_\_\_

[blind] <D>    Don't know  
[blind] <R>    Refused

>SD16<      On that job, (were/was)(name/you) a member of a union or an employee  
association similar to a union?

<1>    Yes  
<2>    No

[blind] <D>    Don't know  
[blind] <R>    Refused

>SD17<      Did (name/you) have health insurance at that job?

<1>    Yes  
<2>    No

[blind] <D>    Don't know  
[blind] <R>    Refused

>SD18<      How long had (name/you) worked for (fill SD10, SD11, or that employer if none  
specified) when that job ended?

Enter amount ==>    \_ \_

<1>    Days  
<2>    Weeks  
<3>    Months  
<4>    Years

==>    \_

[blind] <D>    Don't know  
[blind] <R>    Refused

---

>SD19< Did (name/you) usually work 35 hours or more per week at that job?

- <1> Yes
- <2> No
- <V> Hours varied

[blind] <D> Don't know  
[blind] <R> Refused

---

>SLE1< What is the easiest way for you to report earnings on the job (name/you) lost or left, BEFORE taxes or other deductions: hourly, weekly, annually, or on some other basis?

- <1> Hourly
- <2> Weekly
- <3> Bi-weekly
- <4> Twice monthly
- <5> Monthly
- <6> Annually
- <7> Other (specify)

[blind] <D> Don't know (Skip to SD20)  
[blind] <R> Refused (Skip to SD20)

---

>SLE2< Did (name/you) usually receive overtime pay, tips, or commissions on that job?

- <1> Yes
- <2> No

[blind] <D> Don't know  
[blind] <R> Refused

---

>SLE1C< CHECK ITEM

SLE1 is hourly (Ask SLE3)  
SLE1 is weekly or other (Skip to SLE9)  
SLE1 is biweekly (Skip to SLE12)  
SLE1 is monthly or twice monthly (Skip to SLE10)  
SLE1 is annually (Skip to SLE11)

---

---

>SLE3< (If SLE2 is "yes", then fill first parenthetical.)

(EXCLUDING overtime pay, tips, and commissions) (What/what) was the hourly rate of pay on that job?

Enter dollar amount====> \_\_ (dollars) . \_\_ (cents) (Skip to SLE4)

[blind] <D> Don't know (Skip to SLE3D)

[blind] <R> Refused (Skip to SD20)

Range check \$1.00 to 30.00 (If fails range edit, go to SLE3R)

---

>SLE3D< What is your best estimate of the hourly rate of pay on that job?

Enter Dollar amount====> \_\_ (dollars) . \_\_ (cents) (Skip to SLE4)

[blind] <D> Don't know (Skip to SD20)

[blind] <R> Refused (Skip to SD20)

Range check \$1.00 to 30.00 (If fails range edit, go to SLE3R)

---

>SLE3R< RANGE CHECK

(If SLE3D has entry then fill parenthetical with SLE3D.  
Otherwise, fill with SLE3.)

\*\*\*DO NOT ASK THE RESPONDENT\*\*\*

Hourly earnings recorded as: (fill SLE3) hourly

IS THIS ENTRY CORRECT?

<1> Yes (Go to SLE4)

<2> No (Go to SLE3C)

---

---

>SLE3C< CHECK ITEM

(If SLE3D has entry then fill parenthetical with SLE3D.  
Otherwise fill with SLE3.)

\*\*\*DO NOT ASK THE RESPONDENT\*\*\*

INCORRECT ENTRY WAS RECORDED AS: (FILL SLE3) hourly

CORRECT ENTRY IS:

==>[N] \$ \_\_ (dollars) . \_\_ (cents) (Go to SLE4)

---

>SLE4< How many hours did (name/you) usually work per week at that rate?

Enter number of hours \_\_ (Go to SLE4C)

[blind] <D> Don't know (Go to SLE4C)

[blind] <R> Refused (Go to SLE4C)

(Range check 01-99)

---

>SLE4C< CHECK ITEM

SLE2 is "yes"..... (Ask SLE5)

All others..... (Skip to SLE7)

---

>SLE5< On the job (name/you) lost or left, how much did (you/he/she) usually receive  
JUST in overtime pay, tips or commissions, before taxes or other deductions?

<1> per hour (Skip to SLE5C)

<2> per day (Skip to SLE5B)

<3> per week (Skip to SLE5B)

<4> per month (Skip to SLE5B)

<5> per year (Skip to SLE5B)

<6> Other (Skip to SLE5D)

[blind] <D> Don't know (Skip to SLE5D)

[blind] <R> Refused (Skip to SD20)

---



-----  
>SLE5B<    \*\*\*DO NOT READ TO RESPONDENT\*\*\*

ENTER DOLLAR AMOUNT

=====> \$ \_ \_ . \_ \_

(Go to SLE5D for per day  
entry in SLE5, otherwise go  
to SLE7)

(Range Edit If entry is per day - \$1 to \$240;  
If entry is per week - \$1 to \$1,500;  
If entry is per month - \$1 to \$6,000;  
If entry is per year - \$1 to \$72,000)  
(If fails range edit, skip to SLE5R)

-----  
>SLE5C<    \*\*\*DO NOT READ TO THE RESPONDENT\*\*\*

ENTER DOLLAR AMOUNT

=====> \$ \_ \_ (dollars) . \_ \_ (cents)    (Go to SLE6)

(Range Edit If entry is per hour - \$1 to \$30;  
(If fails range edit, skip to SLE5R)

-----  
>SLE5D<    What is your best estimate of the usual weekly earnings on that job, JUST in  
overtime pay, tips, or commissions, before taxes or other deductions?

Enter Dollar amount=====> \_ \_ \_ \_    (Skip to SLE7)

[blind] <D>    Don't know    (Skip to SD20)

[blind] <R>    Refused    (Skip to SD20)

Range Edit (\$ 1 to 1500) (If fails range edit, go to SLE5R)

-----

---

>SLE5R< RANGE CHECK

(If SLE5D has entry, then fill first parenthetical with "weekly" and second parenthetical with SLE5D.) (Otherwise, fill first parenthetical with periodicity specified in SLE5 and second parenthetical with amount specified in SLE5B or SLE5C.)

\*\*\*DO NOT READ TO RESPONDENT\*\*\*

Usual (hourly/daily/weekly/monthly/annual) earnings in overtime pay, tips or commissions recorded as: (fill SLE5B, SLE5C, or SLE5D)

IS THIS ENTRY CORRECT?

- <1> Yes [(If fill is hourly - Go to SLE6C)(If fill is daily, weekly, monthly, or annual - Go to SLE6C)]
- <2> No [(If fill is hourly - Go to SLE5F)(If fill is daily, weekly, monthly, annual - Go to SLE5E)]

---

>SLE5E< CHECK ITEM

(If SLE5D has entry, then fill parenthetical with SLE5D. Otherwise fill with SLE5B.)

\*\*\*DO NOT READ TO RESPONDENT\*\*\*

INCORRECT ENTRY WAS RECORDED AS: (FILL SLE5B)

CORRECT ENTRY IS:

==>[N] \$ \_ \_ \_ \_ .

(Go to SLE6C)

---

---

>SLE5F< CHECK ITEM

(If SLE5D has entry, then fill parenthetical with SLE5D. Otherwise, fill with SLE5C.)

\*\*\*DO NOT READ TO RESPONDENT\*\*\*

INCORRECT ENTRY WAS RECORDED AS: (FILL SLE5C)

CORRECT ENTRY IS:

==>[N] \$ \_\_ (dollars) . \_\_ (cents) (Go to SLE6C)

---

>SLE6C< CHECK ITEM

Entry in SLE5 is "per hour" (Ask SLE6)  
All others (Skip to SLE7)

---

>SLE6< How many hours did (name/you) usually work per week at that rate?

Enter number of hours \_\_ (Skip to SLE7)  
<01-99>

[blind] <D> Don't know (Ask SLE6D)  
[blind] <R> Refused (Skip to SD20)

---

>SLE6D< What is your best estimate of the number of hours per week (name/you) usually worked at that rate?

Enter number of hours \_\_ (Ask SLE7)  
<01-99>

[blind] <D> Don't know (Skip to SD20)  
[blind] <R> Refused (Skip to SD20)

---

---

>SLE7< I have estimated that (your/his/her) usual WEEKLY earnings on the job (you/he/she) lost or left were \$(amount), before taxes or other deductions.

Does that sound correct?

- <1> Yes (Skip to SD20)  
<2> No (Go to SLE7D)
- [blind] <D> Don't know (Ask SLE7D)  
[blind] <R> Refused (Skip to SD20)

---

>SLE7D< In "3." below fill second parenthetical with periodicity specified in SLE5 or SLE5D.

I have recorded:

1. (Fill SLE3, SLE3C or SLE3D) as (your/his/her) hourly rate of pay on the job (you/he/she) lost or left. (If "1" - Go to SLE7E)
2. (Fill SLE4) as the number of hours (you/he/she) usually worked at this rate. (If "2" - Go to SLE7F)
3. (Fill SLE5B, SLE5C or SLE5D) as the amount (you/he/she) usually earned (fill parenthetical with periodicity specified in SLE5) in overtime pay, tips and commissions. (If "3" - Go to SLE7H if fill is hourly, SLE7G for all others.)
4. If SLE5 is hourly, (Fill SLE6 or SLE6D) as the number of hours per week (you/he/she) usually work at this rate. (If "4" - Go to SLE7I.)

Which piece or pieces of information do not seem to be correct?

DO NOT READ TO RESPONDENT: Enter number(s) corresponding to line(s) requiring correction.

All information is correct. (Enter "P" to proceed; go to SLE7J)

====> \_ \_ \_ \_ <N>

- [blind] <D> Don't know (go to SLE7J)  
[blind] <R> Refused (go to SD20)

---

>SLE7E<      What was (your/name's) hourly rate of pay on the job (you/he/she) lost or left, excluding overtime pay, tips or commissions?

ENTER DOLLAR AMOUNT

=====> \_\_ (dollars) . \_\_ (cents)      (Go to SLE7F, SLE7G, SLE7H, SLE7I, or SLE8)

[blind] <D>    Don't know                      (Go to SD20)

[blind] <R>    Refused                              (Go to SD20)

---

>SLE7F<      How many hours did (name/you) usually work per week at the rate of (fill SLE3 or SLE7E)?

ENTER HOURS

<01-99>    =====> \_\_                      (Go to SLE7G, SLE7H, SLE7I, or SLE8)

[blind] <D>    Don't Know                      (Go to SD20)

[blind] <R>    Refused                              (Go to SD20)

---

>SLE7G<      How much did (name/you) usually earn (weekly/monthly/annually) just in overtime pay, tips or commissions on the job (you/he/she) lost or left?

Enter Dollar Amount

=====> \_\_\_\_\_                      (Go to SLE7I or SLE8)

[blind] <D>    Don't Know                      (Go to SD20)

[blind] <R>    Refused                              (Go to SD20)

---

>SLE7H<      How much did (name/you) usually earn hourly just in overtime pay, tips or commissions on the job (you/he/she) lost or left?

ENTER DOLLAR AMOUNT

=====> \_\_ (dollars) . \_\_ (cents)      (Go to SLE7I or SLE8)

[blind] <D>    Don't Know                      (Go to SD20)

[blind] <R>    Refused                              (Go to SD20)

---

---

>SLE7I< How many hours did (name/you) usually work per week at the rate of (fill SLE5C)?

ENTER HOURS

<01-99> =====> \_ \_ \_ \_ (Go to SLE8)

[blind] <D> Don't Know (Go to SD20)

[blind] <R> Refused (Go to SD20)

---

>SLE7J< Then, including overtime pay, tips, and commissions, what were (name's/your) usual WEEKLY earnings on that job, before taxes or other deductions?

CORRECT ENTRY IS:

=====> \_ \_ \_ \_ (Go to SLE8)

[blind] <D> Don't Know (Go to SD20)

[blind] <R> Refused (Go to SD20)

---

>SLE8< I have estimated the total WEEKLY earnings on the job (you/name) lost or left as \$ (amount) WEEKLY before taxes or other deductions.

Does that sound correct?

<1> Yes (Skip to SD20)

<2> No (Irreconcilable difference) (Skip to SD20)

[blind] <D> Don't Know (Skip to SD20)

[blind] <R> Refused (Skip to SD20)

---

>SLE9< (If SLE2 is "yes", then fill first parenthetical.)

(Including overtime pay, tips, and commissions) (What/what) were (name's/your) usual weekly earnings on that job, before taxes or other deductions?

Enter Dollar amount=====> \_ \_ \_ \_ (Skip to SLE16)

[blind] <D> Don't know (Skip to SLE13)

[blind] <R> Refused (Skip to SD20)

Range Edit (\$ 1 to 1500) (If fails range edit, skip to SLE14)

---

>SLE10< (If SLE2 is "yes", then fill first parenthetical.)

(Including overtime pay, tips, and commissions) (What/what) were (name's/your) usual monthly earnings on the job (you/he/she) lost or left, before taxes or other deductions?

ENTER DOLLAR AMOUNT =====> \_ \_ \_ \_ (Go to SLE16)

[blind] <D> Don't know (go to SLE13)

[blind] <R> Refused (go to SD20)

Range Edit (\$1 to 6000) (If fails range edit, skip to SLE14)

---

>SLE11< (If SLE2 is "yes", then fill first parenthetical.)

(Including overtime pay, tips, and commissions) (What/what) were (name's/your) usual annual earnings on the job (you/he/she) lost or left, before taxes or other deductions?

Enter Dollar amount====> N \$ \_ \_ \_ \_ \_ (Go to SLE16)

[blind] <D> Don't know (Skip to SLE13)

[blind] <R> Refused (Skip to SD20)

Range Edit (\$1 to 72000) (If fails range edit, skip to SLE14)

---

>SLE12< (If SLE2 is "yes", then fill first parenthetical)

(Including overtime pay, tips, and commissions,) (What/what) were (name's/your) usual bi-weekly earnings on the job (you/he/she) lost or left, before taxes or other deductions?

Enter Dollar amount====> \_ \_ \_ \_ (Skip to SLE16)

[blind] <D> Don't know (Skip to SLE13)

[blind] <R> Refused (Skip to SD20)

Range Edit (\$ 1 to 3000) (If fails range edit, skip to SLE14)

---





---

>SLE16< I have recorded (name's/your) total earnings on the job (you/he/she) lost or left as \$ (fill SLE9, SLE10, SLE11, SLE12, or SLE15) (weekly/bi-weekly/monthly/annually) before taxes or other deductions.

Is that correct?

<1> Yes (Skip to SD20)  
<2> No (Go to SLE17)

[blind] <D> Don't know (Skip to SD20)  
[blind] <R> Refused (Skip to SD20)

---

>SLE17< (If SLE2 is "yes", then fill first parentnetical.)

(Including overtime pay, tips and commissions) (What/what) were (name's/your) usual (weekly/bi-weekly/monthly/annual) earnings on the job (you/he/she) lost or left, before taxes or other deductions?

Enter Dollar amount====> \_\_\_\_\_ (Skip to SD20 unless fill is annual then skip to SLE22)

[blind] <D> Don't know (Skip to SD20)  
[blind] <R> Refused (Skip to SD20)

Range Edit (weekly \$1 to 1500)  
(bi-weekly \$1 to 3000)  
(monthly \$1 to 6000)  
(annually \$1 to 72000) (If fails range edit, skip to SLE17R)

---

---

>SLE17R< RANGE CHECK  
\*\*\*DO NOT READ TO RESPONDENT\*\*\*

(Weekly/Bi-weekly/Monthly/Annual) earnings recorded as: (fill SLE17)

IS THIS ENTRY CORRECT?

<1> Yes (Go to SD20, unless fill is  
annual then go to SLE22)  
<2> No (Go to SLE17C)  
[blind] <D> Don't Know (Go to SD20)  
[blind] <R> Refused (Go to SD20)

---

>SLE17C< \*\*\*DO NOT READ TO RESPONDENT\*\*\*

INCORRECT ENTRY WAS RECORDED AS: (FILL SLE17) (weekly/bi-  
weekly/monthly/annually)

CORRECT ENTRY IS:

====>[N] \$ \_ \_ \_ \_ \_ (Go to SD20, unless fill is  
annual then go to SLE22)  
[blind] <D> Don't know (Go to SD20)  
[blind] <R> Refused (Go to SD20)

---

>SLE22< How many weeks a year did (name/you) get paid for at that job?

Number of weeks \_ \_

[blind] <D> Don't know  
[blind] <R> Refused

Range check 01-52

---

---

>SD20< Did (name/you) receive unemployment insurance benefits after that job ended?

<1> Yes

<2> No

(go to SD22)

[blind] <D> Don't know

(go to SD22)

[blind] <R> Refused

(go to SD22)

---

>SD21< Did (name/you) exhaust (your/his/her) eligibility for unemployment benefits?

<1> Yes

<2> No

[blind] <D> Don't know

[blind] <R> Refused

---

>SD22< Since that job ended, (have/has)(you/name) moved to a different city or county?

<1> Yes

<2> No

(go to SD24C)

[blind] <D> Don't know

(go to SD24C)

[blind] <R> Refused

(go to SD24C)

---

>SD23< Was the reason for the move to look for work or to take a different job?

<1> Yes

<2> No

[blind] <D> Don't know

[blind] <R> Refused

---

>SD24C< If employment status in basic CPS = employed or with a job but not at work, skip to SD25, otherwise ask SD24.

---

>SD24< (Have/Has)(name/you) worked for pay since that job ended?

<1> Yes

<2> No

(go to SD27)

[blind] <D> Don't know

(go to SD27)

[blind] <R> Refused

(go to SD27)

---

>SD25<      After that job ended, how many weeks went by before (name/you) started working again at another job?

ENTER NUMBER OF WEEKS  
      <0 - 168>      =====>    \_ \_ \_

[blind] <D>    Don't know  
[blind] <R>    Refused

---

>SD26<      How many jobs (have/has)(name/you) held since that job ended?

ENTER NUMBER OF JOBS =====>    \_ \_

[blind] <D>    Don't know  
[blind] <R>    Refused

---

>SD27<      Other than Medicare or Medicaid, (does/do)(name/you) now have health insurance?

<1>    Yes  
<2>    No

[blind] <D>    Don't know  
[blind] <R>    Refused

---

>SCE1C<      (If MLR = 1 or 2 and not in rotation group 4 or 8) or (if MLR = 1 or 2, in rotation group 4 or 8, and IO1COW = self-employed, unincorporated), go to SCE2. Otherwise, skip to ST1LCK.

---

---

>SCE2< For (name's/your) (MAIN) job now, what is the easiest way for you to report (his/her/your) total earnings BEFORE taxes or other deductions: hourly, weekly, annually, or on some other basis?

(READ IF NECESSARY: We use this information to compare the amount people earn in different types of jobs.)

- <1> Hourly
- <2> Weekly
- <3> Bi-weekly
- <4> Twice monthly
- <5> Monthly
- <6> Annually
- <7> Other (specify)

[blind] <D> Don't know

[blind] <R> Refused

(Skip to STILCK)

---

>SCE3< (If Q20C in basic CPS is "yes", fill parenthetical.)  
(Do/Does)(you/name) usually receive overtime pay, tips, or commissions ((at your/his/her) MAIN job))?

<1> Yes

<2> No

[blind] <D> Don't know

[blind] <R> Refused

---

>SCE3C< CHECK ITEM

SCE2 is hourly	(Ask SCE4)
SCE2 is weekly, other or DK	(Skip to SCE12)
SCE2 is biweekly	(Skip to SCE15)
SCE2 is monthly or twice monthly	(Skip to SCE13)
SCE2 is annually	(Skip to SCE14)

---

>SCE4< (If SCE3 is "yes", then fill first parenthetical.) (If Q20C in basic CPS is "yes", then fill second parenthetical.)

(EXCLUDING overtime pay, tips and commissions) (What/what) is (your/his/her) hourly rate of pay on (this/(your/his/her)MAIN) job?

Enter dollar amount====> \_\_ (dollars) . \_\_ (cents) (Skip to SCE5)

[blind] <D> Don't know (Skip to SCE4D)  
[blind] <R> Refused (Skip to STILCK)

Range check \$1.00 to 30.00 (If fails range edit, go to SCE4R)

---

>SCE4D< What is your best estimate of (your/his/her) hourly rate of pay?

Enter Dollar amount====> \_\_\_ (dollars) . \_\_ (cents) (Skip to SCE5)

[blind] <D> Don't know (Skip to STILCK)  
[blind] <R> Refused (Skip to STILCK)

Range check \$1.00 to 30.00 (If fails range edit, go to SCE4R)

---

>SCE4R< RANGE CHECK

(If SCE4D has entry then fill parenthetical with SCE4D. Otherwise, fill with SCE4.)

\*\*\*DO NOT ASK THE RESPONDENT\*\*\*

Hourly earnings recorded as: (fill SCE4) hourly

IS THIS ENTRY CORRECT?

<1> Yes (Go to SCE5)  
<2> No (Go to SCE4C)

---

---

>SCE4C< CHECK ITEM

(If SCE4D has entry then fill parenthetical with SCE4D. Otherwise fill with SCE4.)

\*\*\*DO NOT READ TO RESPONDENT\*\*\*

INCORRECT ENTRY WAS RECORDED AS: (FILL SCE4) hourly

CORRECT ENTRY IS:

==>[N] \$ \_\_ (dollars) . \_\_ (cents)

---

>SCE5< How many hours (do/does)(you/name) usually work per week at this rate?

Enter number of hours \_\_ (Go to SCE5C2)

[blind] <D> Don't know (Go to SCE5C)

[blind] <R> Refused (Go to SCE5C)

(Range check 01-99)

---

>SCE5C< CHECK ITEM

If Q20E-a in basic CPS is D, V, or R (Skip to SCE12)  
All others (Plug SCE5 with Q20E-a  
from basic CPS and Skip to  
SCE5C2)

---

>SCE5C2< CHECK ITEM

SCE3 is "yes" (Ask SCE6)  
All others (Skip to SCE9)

---

>SCE6< (If Q20C in basic CPS is "yes", fill parenthetical.)

(How/At (your/his/her) MAIN job, How) much (do/does)(you/he/she) usually receive, JUST in overtime pay, tips, or commissions, before taxes or other deductions?

- |     |           |                 |
|-----|-----------|-----------------|
| <1> | per hour  | (Skip to SCE6B) |
| <2> | per day   | (Skip to SCE6A) |
| <3> | per week  | (Skip to SCE6A) |
| <4> | per month | (Skip to SCE6A) |
| <5> | per year  | (Skip to SCE6A) |
| <6> | Other     | (Skip to SCE6D) |

[blind] <D> Don't know

(Skip to SCE6D)

[blind] <R> Refused

(Skip to STILCK)

>SCE6A<

\*\*\*DO NOT READ TO RESPONDENT\*\*\*

ENTER DOLLAR AMOUNT ==> N \$ \_\_\_\_\_. (Go to SCE7C)

Range Edit If entry is per day - \$1 to \$240;

If entry is per week - \$1 to \$1,500;

If entry is per month - \$1 to \$6,000;

If entry is per year - \$1 to \$72,000)

(If fails range edit, skip to SCE6R)

>SCE6B<

\*\*\*DO NOT READ TO RESPONDENT\*\*\*

ENTER DOLLAR AMOUNT ==> N \$ \_\_ (dollars) . \_\_ (cents)  
(Go to SCE7C)

(Range Edit If entry is per hour - \$1 to \$30;

If fails range edit, skip to SCE6R)





---

>SCE6C2< CHECK ITEM

\*\*\*DO NOT READ TO RESPONDENT\*\*\*

INCORRECT ENTRY WAS RECORDED AS: (FILL SCE6B)

CORRECT ENTRY IS:

==>[N] \$ \_\_ (dollars) . \_\_ (cents) (go to SCE7C)

---

>SCE7C< CHECK ITEM

Entry in SCE6 is "per hour" (Ask SCE7)  
All others (Skip to SCE9)

---

>SCE7< How many hours (do/does)(you/name) usually work per week at this rate?

Enter number of hours \_\_ (Skip to SCE9)

[blind] <D> Don't know (Ask SCE8)  
[blind] <R> Refused (Skip to ST1LCK)

---

>SCE8< What is your best estimate of the number of hours per week (name/you) usually  
(work/works) at this rate?

Enter number of hours \_\_ (Ask SCE9)

[blind] <D> Don't know (Skip to ST1LCK)  
[blind] <R> Refused (Skip to ST1LCK)

---

---

>SCE9< Calculate weekly earnings variable (HWKRN) by (multiplying entry in SCE5 by entry in SCE4 or SCE4D) and adding in the entry to SCE6A, SCE6B, or SCE6D).

NOTE: Conversion to "weekly" estimates are necessary for different periodicity in SCE6A, SCE6B, or SCE6D. Also, for persons responding as "per hour," the entry must be multiplied by SCE7 or SCE8. The entry of "per month" should be divided by "4" and the entry of "per year" should be divided by "52."

(Fill parenthetical if Q20C=1 in basic CPS.)

I have estimated (name's/your) usual WEEKLY earnings (for the main job) as \$ HWKRN, before taxes or other deductions.

Does that sound correct?

- |             |            |                  |
|-------------|------------|------------------|
| <1>         | Yes        | (Skip to ST1LCK) |
| <2>         | No         | (Go to SCE10)    |
| [blind] <D> | Don't know | (Ask SCE10)      |
| [blind] <R> | Refused    | (Skip to ST1LCK) |

---

>SCE10< In "3." below fill second parenthetical with periodicity specified in SCE6A, SCE6B, or SCE6D.

I have recorded:

1. (Fill SCE4 or SCE4D) as (name's/your) hourly rate of pay. (If 1, go to SCE10e)
2. (Fill SCE5) as the number of hours (you/he/she) usually (work/works) at this rate. (If 2, go to SCE10f)
3. (Fill SCE6A, SCE6B, or SCE6D) as the amount (you/he/she) usually (earn/earns) (weekly) in overtime pay, tips and commissions. (If 3, go to SCE10h) (If SCE3 is <2> No, then number 3 does not get displayed)
4. (Fill SCE7 or SCE8) as the number of hours per week (you/he/she) usually (work/works) at this rate. (If 4, go to SCE10i)

Which piece or pieces of information do not seem to be correct?

DO NOT READ TO RESPONDENT: Enter number(s) corresponding to line(s) requiring correction.

All information is correct.

(Enter "P" to proceed; go to SCE10J)

====> \_ \_ \_ \_ <N>

[blind] <D> Don't know

(go to SCE10J)

[blind] <R> Refused

(Skip to ST1LCK)

---

>SCE10e< What is (your/name's) hourly rate of pay on this job, excluding overtime pay, tips or commissions?

ENTER AMOUNT =====> \_ \_ (dollars) . \_ \_ (cents) (Go to SCE10f, SCE10h, SCE10i, or SCE11)

---

>SCE10f< How many hours (do/does)(name/you) usually work per week at the rate of (fill SCE4)?

ENTER AMOUNT =====> \_ \_ (Go to SCE10h, SCE10i, or SCE11)

---

>SCE10h< How much (do/does)(name/you) usually earn WEEKLY, just in overtime pay, tips, or commissions?

ENTER AMOUNT =====> \_ \_ \_ \_ (Go to SCE10i or SCE11)

---

>SCE10i< How many hours (do/does)(name/you) usually work per week at the rate of (fill SCE6A or SCE6B)?

ENTER AMOUNT =====> \_ \_ (Go to SCE11)

---

>SCE10J< Then, (including overtime pay, tips and commissions,) what are (your/name's) usual WEEKLY earnings on (this/(your/his/her) main) job, before taxes or other deductions?

Correct entry is =====> \_ \_ \_ \_ (go to SCE11)

---

>SCE11< (Fill parenthetical if Q20C=1 in basic CPS.)  
I have estimated (name's/your) total WEEKLY earnings (for (his/her/your) main job) as \$ (amount), before taxes or other deductions.

Does that sound correct?

<1> Yes (Skip to ST1LCK)

<2> No (Irreconcilable difference) (Skip to ST1LCK)

[blind] <D> Don't know (Go to ST1LCK)

[blind] <R> Refused (Go to ST1LCK)

---

>SCE12< (If SCE3 is "yes", then fill first parenthetical.)

(If Q20C in basic CPS is "yes", then fill second parenthetical with "the MAIN".)

(Including overtime pay, tips and commissions) (What/what) are (name's/your) usual weekly earnings on (this job,/(your/his/her) MAIN job,) before taxes or other deductions?

Enter Dollar amount====> \_ \_ \_ \_ \_ (Skip to SCE19)

[blind] <D> Don't know (Skip to SCE16)

[blind] <R> Refused (Skip to ST1LCK)

Range Edit (\$ 1 to 1500) (If fails range edit, skip to SCE17)

---

>SCE13< (If SCE3 is "yes", then fill first parenthetical.)

(Fill second parenthetical if Q20C=1 in basic CPS)

(INCLUDING overtime pay, tips and commissions) (What/what) are (name's/your) usual monthly earnings on (this job/(your/his/her) MAIN job), before taxes or other deductions?

Enter Dollar amount====> \_ \_ \_ \_ \_ (Skip to SCE19)

[blind] <D> Don't know (Skip to SCE16)

[blind] <R> Refused (Skip to ST1LCK)

Range Edit (\$1 to 6000) (If fails Range Edit, go to SCE17)

---

>SCE14< (If SCE3 is "yes", then fill first parenthetical.)

(If Q20C in basic CPS is "yes", then fill second parenthetical with "the MAIN".)

(Including overtime pay, tips and commissions) (What/what) are (name's/your) usual annual earnings on (this job/(your/his/her) MAIN job), before taxes or other deductions?

Enter Dollar amount====> \_ \_ \_ \_ \_ (Skip to SCE19)

[blind] <D> Don't know (Skip to SCE16)

[blind] <R> Refused (Skip to STILCK)

Range Edit (\$ 1 to 72,000) (If fails range edit, skip to SCE17)

---

>SCE15< (If SCE3 is "yes", then fill first parenthetical)

(If Q20C in basic CPS is "yes", then fill second parenthetical with "the MAIN".)

(Including overtime pay, tips and commissions,) (What/what) are (name's/your) usual bi-weekly earnings on (this job/(your/his/her) MAIN job), before taxes or other deductions?

Enter Dollar amount====> \_ \_ \_ \_ \_ (Skip to SCE19)

[blind] <D> Don't know (Skip to SCE16)

[blind] <R> Refused (Skip to STILCK)

Range Edit (\$ 1 to 3000) (If fails range edit, skip to SCE17)



-----  
>SCE19< (Fill second parenthetical with "MAIN" if Q20C=1 in basic CPS)

I have recorded (name's/your) total earnings (for (his/her/your) main job) as \$(fill SCE12, SCE13, SCE14, SCE15, or SCE16) (weekly/bi-weekly/monthly/annually), before taxes or other deductions.

Is that correct?

<1> Yes (Skip to ST1LCK)  
<2> No (Go to SCE20)

[blind] <D> Don't know (Skip to ST1LCK)  
[blind] <R> Refused (Skip to ST1LCK)

-----  
>SCE20< (If SCE3 is "yes", then fill first parenthetical.)

(Fill second parenthetical if Q20C=1 in basic CPS)

(INCLUDING overtime pay, tips and commissions) (What/what) are (name's/your) usual (weekly/bi-weekly/monthly/annual) earnings on (this/(your/his/her) main) job, before taxes or other deductions?

Enter Dollar amount====> \_ \_ \_ \_ \_ (Go to SCE24C)

[blind] <D> Don't know (Skip to ST1LCK)  
[blind] <R> Refused (Skip to ST1LCK)

Range Edit (weekly \$1 to 1500)  
(bi-weekly \$1 to 3000)  
(monthly \$1 to 6000)  
(annually \$1 to 72000) (If fails range edit, go to SCE20R)

-----  
>SCE20R< \*\*\*DO NOT READ TO RESPONDENT\*\*\*

(Weekly/Bi-weekly/Monthly/Annual) earnings recorded as (fill SCE20).

IS THIS ENTRY CORRECT?

<1> YES (Go to ST1LCK)  
<2> NO (Go to SCE20C)



-----  
>SCE20C<           \*\*\*DO NOT READ TO RESPONDENT\*\*\*

INCORRECT ENTRY WAS RECORDED AS: (FILL SCE20) (weekly/bi-weekly/monthly/annually)

CORRECT ENTRY IS: =====> N \_\_\_\_\_ (Go to SCE24C)

-----  
>SCE24C< CHECK ITEM

SCE14 has an entry..... (Ask SCE25)

All others..... (Skip to ST1LCK)

-----  
>SCE25<   How many weeks a year (do/does)(you/name) get paid for?

Number of weeks \_\_

[blind] <D> Don't know

[blind] <R> Refused

Range check 01-52

-----  
>ST1LCK<   If MLR = 1 or 2, go to ST1L. Otherwise, go to next person in the household.

-----  
>ST1L<       \*\*\*ONLY READ FOR THE FIRST PERSON IN THE HOUSEHOLD\*\*\*

Now I have a few questions about the length of time (you/name)(have/has) been with (your/his/her) current employer.

-----  
>ST1C<       If person is wage and salary worker, fill first parenthetical. If person is self-employed (incorporated or unincorporated), fill second parenthetical. If person is multiple jobholder, fill third parenthetical. If wage and salary worker in basic CPS but did not give employer name, fill fourth parenthetical.



>ST4C< If worker is self-employed, end supplement. Otherwise, go to ST4. If person is wage and salary worker, fill first parenthetical. If person is multiple jobholder, fill second parenthetical. If wage and salary worker in basic CPS but did not give employer name, fill third parenthetical.

>ST4< Did (you/name) have any previous periods of employment with (fill company name from basic CPS)((your/his/her) main employer)((your/his/her) present employer) in addition to the period you just told me?

<1> Yes

(go to ST5. NOTE TO PROGRAMMER: Do not permit interviewers to amend responses coded in ST1 or ST3.)

<2> No

(end supplement)

<D> Don't know

(end supplement)

<R> Refused

(end supplement)

>ST5< Altogether, how long (have/has)(you/name) worked at (fill company name from basic CPS)((your/his/her) main employer)((your/his/her) present employer)?

READ IF NECESSARY: This would include the period you already reported plus any additional periods. Be sure not to include any gaps in service.

Enter amount ==> \_ \_

<1> Days

(end supplement)

<2> Weeks

(end supplement)

<3> Months

(end supplement)

<4> Years

(end supplement)


==> \_

[blind] <D> Don't know

(end supplement)

[blind] <R> Refused

(end supplement)



# ATTACHMENT 10

## INDUSTRY CLASSIFICATIONS

### Industry Classification Codes for Detailed Industry (3-digit)

There are 236 categories for the employed, with 1 additional category for the experienced unemployed. These categories are aggregated into 51 detailed groups and 23 major groups (see pages 11-9 through 11-11).

(Numbers in parentheses are the 1987 SIC code equivalent; see Executive Office of the President, Office of Management and Budget, Standard Industrial Classification Manual, 1987. "Pt" means part, "n.e.c." means not elsewhere classified.)

These codes correspond to Items PEIO1ICD and PEIO2ICD located in the adults record layout. These codes are located in positions 436-438 and 446-448 in all months **except** March. In **March**, these codes correspond to Item A-IND, positions 103-105.

Code	Industry
000-009	not used
010-030	AGRICULTURE
010	Agricultural production, crops (01)
011	Agricultural production, livestock (02)
012	Veterinary services (074)
013-019	not used
020	Landscape and horticultural services (078)
021-029	not used
030	Agricultural services, n.e.c. (071, 072, 075, 076)
031-032	FORESTRY AND FISHERIES
031	Forestry (08)
032	Fishing, hunting, and trapping (09)
033-039	not used
040-050	MINING
040	Metal mining (10)
041	Coal mining (12)
042	Oil and gas extraction (13)
043-049	not used
050	Nonmetallic mining and quarrying, except fuel (14)
051-059	not used
060	CONSTRUCTION (15, 16, 17)
061-099	not used
100-392	MANUFACTURING
100-222	NONDURABLE GOODS
100-122	Food and kindred products
100	Meat products (201)
101	Dairy products (202)
102	Canned, frozen and preserved fruits and vegetables (203)
103-109	not used
110	Grain mill products (204)
111	Bakery products (205)
112	Sugar and confectionery products (206)
113-119	not used
120	Beverage industries (208)
121	Miscellaneous food preparations and kindred products (207, 209)

Code	Industry
122	Not specified food industries
123-129	not used
130	Tobacco manufactures (21)
131	not used
132-150	Textile mill products
132	Knitting mills (225)
133-139	not used
140	Dyeing and finishing textiles, except wool and knit goods (226)
141	Carpets and rugs (227)
142	Yarn, thread, and fabric mills (221-224, 228)
143-149	not used
150	Miscellaneous textile mill products (229)
151-152	Apparel and other finished textile products
151	Apparel and accessories, except knit (231-238)
152	Miscellaneous fabricated textile products (239)
153-159	not used
160-162	Paper and allied products
160	Pulp, paper, and paperboard mills (261-263)
161	Miscellaneous paper and pulp products (267)
162	Paperboard containers and boxes (265)
163-170	not used
171-172	Printing, publishing, and allied industries
171	Newspaper publishing and printing (271)
172	Printing, publishing, and allied industries, except newspapers (272-279)
173-179	not used
180-192	Chemicals and allied products
180	Plastics, synthetics, and resins (282)
181	Drugs (283)
182	Soaps and cosmetics (284)
183-189	not used
190	Paints, varnishes, and related products (285)
191	Agricultural chemicals (287)
192	Industrial and miscellaneous chemicals (281, 286, 289)
193-199	not used
200-201	Petroleum and coal products
200	Petroleum refining (291)
201	Miscellaneous petroleum and coal products (295, 299)
202-209	not used
210-212	Rubber and miscellaneous plastics products
210	Tires and inner tubes (301)
211	Other rubber products, and plastics footwear and belting (302-306)
212	Miscellaneous plastics products (308)
213-219	not used
220-222	Leather and leather products
220	Leather tanning and finishing (311)
221	Footwear, except rubber and plastic (313, 314)
222	Leather products, except footwear (315-317, 319)
223-229	not used
230-392	<b>DURABLE GOODS</b>
230-241	Lumber and wood products, except furniture
230	Logging (241)
231	Sawmills, planing mills, and millwork (242, 243)
232	Wood buildings and mobile homes (245)
233-240	not used
241	Miscellaneous wood products (244, 249)
242	Furniture and fixtures (25)

Code	Industry
243-249	not used
250-262	Stone, clay, glass, and concrete products
250	Glass and glass products (321-323)
251	Cement, concrete, gypsum, and plaster products (324, 327)
252	Structural clay products (325)
253-260	not used
261	Pottery and related products (326)
262	Miscellaneous nonmetallic mineral and stone products (328, 329)
263-269	not used
270-301	Metal industries
270	Blast furnaces, steelworks, rolling and finishing mills (331)
271	Iron and steel foundries (332)
272	Primary aluminum industries (3334, part 334, 3353-3355, 3363, 3365)
273-279	not used
280	Other primary metal industries (3331, 3339, part 334, 3351, 3356, 3357, 3364, 3366, 3369, 339)
281	Cutlery, handtools, and general hardware (342)
282	Fabricated structural metal products (344)
283-289	not used
290	Screw machine products (345)
291	Metal forgings and stampings (346)
292	Ordnance (348)
293-299	not used
300	Miscellaneous fabricated metal products (341, 343, 347, 349)
301	Not specified metal industries
302-309	not used
310-332	Machinery and computing equipment
310	Engines and turbines (351)
311	Farm machinery and equipment (352)
312	Construction and material handling machines (353)
313-319	not used
320	Metalworking machinery (354)
321	Office and accounting machines (3578, 3579)
322	Computers and related equipment (3571-3577)
323-330	not used
331	Machinery, except electrical, n.e.c. (355, 356, 358, 359)
332	Not specified machinery
333-339	not used
340-350	Electrical machinery, equipment, and supplies
340	Household appliances (363)
341	Radio, TV, and communication equipment (365, 366)
342	Electrical machinery, equipment, and supplies, n.e.c. (361, 362, 364, 367, 369)
343-349	not used
350	Not specified electrical machinery, equipment, and supplies
351-370	Transportation equipment
351	Motor vehicles and motor vehicle equipment (371)
352	Aircraft and parts (372)
353-359	not used
360	Ship and boat building and repairing (373)
361	Railroad locomotives and equipment (374)
362	Guided missiles, space vehicles, and parts (376)
363-369	not used
370	Cycles and miscellaneous transportation equipment (375, 379)
371-381	Professional and photographic equipment, and watches
371	Scientific and controlling instruments (381, 382 except 3827)
372	Medical, dental, and optical instruments and supplies (3827, 384, 385)
373-379	not used

Code	Industry
380	Photographic equipment and supplies (386)
381	Watches, clocks, and clockwork operated devices (387)
382-389	not used
390	Toys, amusement, and sporting goods (394)
391	Miscellaneous manufacturing industries (39 except 394)
392	Not specified manufacturing industries
393-399	not used
<b>TRANSPORTATION, COMMUNICATIONS, AND OTHER PUBLIC UTILITIES</b>	
<b>TRANSPORTATION</b>	
400-472	
400-432	
400	Railroads (40)
401	Bus service and urban transit (41, except 412)
402	Taxicab service (412)
403-409	not used
410	Trucking service (421, 423)
411	Warehousing and storage (422)
412	U.S. Postal Service (43)
413-419	not used
420	Water transportation (44)
421	Air transportation (45)
422	Pipe lines, except natural gas (46)
423-431	not used
432	Services incidental to transportation (47)
433-439	not used
<b>COMMUNICATIONS</b>	
440-442	
440	Radio and television broadcasting and cable (483, 484)
441	Telephone communications (481)
442	Telegraph and miscellaneous communications services (482, 489)
443-449	not used
<b>UTILITIES AND SANITARY SERVICES</b>	
450-472	
450	Electric light and power (491)
451	Gas and steam supply systems (492, 496)
452	Electric and gas, and other combinations (493)
453-469	not used
470	Water supply and irrigation (494, 497)
471	Sanitary services (495)
472	Not specified utilities
473-499	not used
<b>WHOLESALE TRADE</b>	
500-571	
500-532	Durable Goods
500	Motor vehicles and equipment (501)
501	Furniture and home furnishings (502)
502	Lumber and construction materials (503)
503-509	not used
510	Professional and commercial equipment and supplies (504)
511	Metals and minerals, except petroleum (505)
512	Electrical goods (506)
513-520	not used
521	Hardware, plumbing and heating supplies (507)
522-529	not used
530	Machinery, equipment, and supplies (508)
531	Scrap and waste materials (5093)
532	Miscellaneous wholesale, durable goods (509 except 5093)
533-539	not used



Code	Industry
540-571	Nondurable Goods
540	Paper and paper products (511)
541	Drugs, chemicals and allied products (512, 516)
542	Apparel, fabrics, and notions (513)
543-549	not used
550	Groceries and related products (514)
551	Farm-product raw materials (515)
552	Petroleum products (517)
553-559	not used
560	Alcoholic beverages (518)
561	Farm supplies (5191)
562	Miscellaneous wholesale, nondurable goods (5192-5199)
563-570	not used
571	Not specified wholesale trade
572-579	not used
580-691	RETAIL TRADE
580	Lumber and building material retailing (521, 523)
581	Hardware stores (525)
582	Retail nurseries and garden stores (526)
583-589	not used
590	Mobile home dealers (527)
591	Department stores (531)
592	Variety stores (533)
593-599	not used
600	Miscellaneous general merchandise stores (539)
601	Grocery stores (541)
602	Dairy products stores (545)
603-609	not used
610	Retail bakeries (546)
611	Food stores, n.e.c. (542, 543, 544, 549)
612	Motor vehicle dealers (551, 552)
613-619	not used
620	Auto and home supply stores (553)
621	Gasoline service stations (554)
622	Miscellaneous vehicle dealers (555, 556, 557, 559)
623	Apparel and accessory stores, except shoe (56, except 566)
624-629	not used
630	Shoe stores (566)
631	Furniture and home furnishings stores (571)
632	Household appliance stores (572)
633	Radio, TV, and computer stores (5731, 5734)
634-639	not used
640	Music stores (5735, 5736)
641	Eating and drinking places (58)
642	Drug stores (591)
643-649	not used
650	Liquor stores (592)
651	Sporting goods, bicycles, and hobby stores (5941, 5945, 5946)
652	Book and stationery stores (5942, 5943)
653-659	not used
660	Jewelry stores (5944)
661	Gift, novelty, and souvenir shops (5947)
662	Sewing, needlework and piece goods stores (5949)
663	Catalog and mail order houses (5961)
664-669	not used
670	Vending machine operators (5962)

Code	Industry
671	Direct selling establishments (5963)
672	Fuel dealers (598)
673-680	not used
681	Retail florists (5992)
682	Miscellaneous retail stores (593, 5948, 5993-5995, 5999)
683-690	not used
691	Not specified retail trade
692-699	not used
<b>FINANCE, INSURANCE, AND REAL ESTATE</b>	
700-712	Banking (60 except 603 and 606)
700	Savings institutions, including credit unions (603, 606)
701	Credit agencies, n.e.c. (61)
702	not used
703-709	Security, commodity brokerage, and investment companies (62, 67)
710	Insurance (63, 64)
711	Real estate, including real estate-insurance offices (65)
712	not used
713-720	not used
<b>BUSINESS AND REPAIR SERVICES</b>	
721-760	Advertising (731)
721	Services to dwellings and other buildings (734)
722	not used
723-730	Personnel supply services (736)
731	Computer and data processing services (737)
732	not used
733-739	Detective and protective services (7381, 7382)
740	Business services, n.e.c. (732, 733, 735, 7383-7389)
741	Automotive rental and leasing, without drivers (751)
742	not used
743-749	Automotive parking and carwashes (752, 7542)
750	Automotive repair and related services (753, 7549)
751	Electrical repair shops (762, 7694)
752	not used
753-759	Miscellaneous repair services (763, 764, 7692, 7699)
760	
<b>PERSONAL SERVICES</b>	
761-791	<b>PRIVATE HOUSEHOLDS (88)</b>
761	
<b>PERSONAL SERVICES, EXCEPT PRIVATE HOUSEHOLD</b>	
762-791	Hotels and motels (701)
762	not used
763-769	Lodging places, except hotels and motels (702, 703, 704)
770	Laundry, cleaning, and garment services (721 except part 7219)
771	Beauty shops (723)
772	not used
773-779	Barber shops (724)
780	Funeral service and crematories (726)
781	Shoe repair shops (725)
782	not used
783-789	Dressmaking shops (part 7219)
790	Miscellaneous personal services (722, 729)
791	not used
792-799	

Code	Industry
800-810	ENTERTAINMENT AND RECREATION SERVICES
800	Theaters and motion pictures (781-783, 792)
801	Video tape rental (784)
802	Bowling centers (793)
803-809	not used
810	Miscellaneous entertainment and recreation services (791, 794, 799)
811	not used
812-893	PROFESSIONAL AND RELATED SERVICES
812-830	MEDICAL SERVICES, EXCEPT HOSPITALS
812	Offices and clinics of physicians (801, 803)
813-819	not used
820	Offices and clinics of dentists (802)
821	Offices and clinics of chiropractors (8041)
822	Offices and clinics of optometrists (8042)
823-829	not used
830	Offices and clinics of health practitioners, n.e.c. (8043, 8049)
831	HOSPITALS (806)
832-840	MEDICAL SERVICES, EXCEPT HOSPITALS (Continued)
832	Nursing and personal care facilities (805)
833-839	not used
840	Health services, n.e.c. (807, 808, 809)
841	OTHER PROFESSIONAL SERVICES (also includes codes 872-893)
841	Legal services (81)
842-860	EDUCATIONAL SERVICES
842	Elementary and secondary schools (821)
843-849	not used
850	Colleges and universities (822)
851	Vocational schools (824)
852	Libraries (823)
853-859	not used
860	Educational services, n.e.c. (829)
861-871	SOCIAL SERVICES
861	Job training and vocational rehabilitation services (833)
862	Child day care services (part 835)
863	Family child care homes (part 835)
864-869	not used
870	Residential care facilities, without nursing (836)
871	Social services, n.e.c. (832, 839)
872-893	OTHER PROFESSIONAL SERVICES (Also includes code 840)
872	Museums, art galleries, and zoos (84)
873	Labor unions (863)
874-879	not used
880	Religious organizations (866)
881	Membership organizations, n.e.c. (861, 862, 864, 865, 869)
882	Engineering, architectural, and surveying services (871)
883-889	not used
890	Accounting, auditing, and bookkeeping services (872)
891	Research, development, and testing services (873)
892	Management and public relations services (874)
893	Miscellaneous professional and related services (899)
894-899	not used

Code	Industry
900-932	<b>PUBLIC ADMINISTRATION</b>
900	Executive and legislative offices (911-913)
901	General government, n.e.c. (919)
902-909	not used
910	Justice, public order, and safety (92)
911-920	not used
921	Public finance, taxation, and monetary policy (93)
922	Administration of human resources programs (94)
923-929	not used
930	Administration of environmental quality and housing programs (95)
931	Administration of economic programs (96)
932	National security and international affairs (97)
933-990	not used
991	Assigned to persons whose labor force status is unemployed and whose last job was Armed Forces

Detailed Industry Recodes  
(01-51)

These codes correspond to Items PRDTIND1 and PRDTIND2 located in positions 472-475 of the adult record layout in all months **except** March. In **March**, these codes are located in positions 0157-0158.


Detailed Industry	Recode	Industry Code
Agriculture Service	01	012-030
Other Agriculture	02	010-011
Mining	03	040-050
Construction	04	060
<b>Manufacturing (Durable Goods)</b>		
Lumber and wood products, except furniture	05	230-241
Furniture and fixtures	06	242
Stone clay, glass, and concrete product	07	250-262
Primary metals	08	270-280
Fabricated metal	09	281-300
Not specified metal industries	10	301
Machinery, except electrical	11	310-332
Electrical machinery, equipment, and supplies	12	340-350
Motor vehicles and equipment	13	351
Aircraft and parts	14	352
Other transportation equipment	15	360-370
Professional and photographic equipment, and watches	16	371-382
Toys, amusements, and sporting goods	17	390
Miscellaneous and not specified manufacturing industries	18	391-392
<b>Manufacturing (Nondurable Goods)</b>		
Food and kindred products	19	100-122
Tobacco manufactures	20	130
Textile mill products	21	132-150
Apparel and other finished textile products	22	151-152
Paper and allied products	23	160-162
Printing, publishing and allied industries	24	171-172
Chemicals and allied products	25	180-192
Petroleum and coal products	26	200-201
Rubber and miscellaneous plastics products	27	210-212
Leather and leather products	28	220-222
Transportation	29	400-432
Communications	30	440-442
Utilities and Sanitary Services	31	450-472
Wholesale Trade	32	500-571
Retail Trade	33	580-691
Banking and Other Finance	34	700-710
Insurance and Real Estate	35	711-712
Private Household Services	36	761
Business Services	37	721-750

Detailed Industry	Recode	Industry Code
Repair Services	38	751-760
Personal Services, Except Private Household	39	762-791
Entertainment and Recreation Services	40	800-810
Hospitals	41	831
Health Services, Except Hospitals	42	812-830
		832-840
Educational Services	43	842-860
Social Services	44	861-871
Other Professional Services	45	841,872-893
Forestry and Fisheries	46	031,032
Justice, Public Order and Safety	47	910
Administration of Human Resource Programs	48	922
National Security and Internal Affairs	49	932
Other Public Administration	50	900,901,921,930,931
Armed Forces last job, currently employed	51	991

Major Industry Recodes  
(01-23)

These codes correspond to Items PRMJIND1 and PRMJIND2 located in positions 482-485 of the adults record layout in all months **except** March. In **March**, these codes are located in positions 0155-0156.

Major Industry	Recode	Industry Code
Agriculture	01	010-030
Mining	02	040-050
Construction	03	060
Manufacturing (Durable Goods)	04	230-392
Nondurable Goods	05	100-222
Transportation, communications and other public utilities		
Transportation	06	400-432
Communications and public utilities		
Communications	07	440-442
Utilities and sanitary service	08	450-472
Wholesale Trade		
Wholesale trade	09	500-571
Retail Trade	10	580-691
Finance, insurance, and real estate	11	700-712
Services		
Private households	12	761
Miscellaneous services		
Business and Repair Services	13	721-760
Personal services, except pri. hhlds.	14	762-791
Entertainment and recreation services	15	800-810
Professional and related Services		
Hospitals	16	831
Medical services, except hospitals	17	812-830, 832-840
Educational services	18	842-860
Social services	19	861-871
Other professional services	20	841, 872-893
Forestry and fisheries	21	031-032
Public administration	22	900-932
Armed forces	23	991





# ATTACHMENT 11

## OCCUPATION CLASSIFICATIONS

Occupational Classification Codes for Detailed Occupational Categories  
(3-digit)

There are 500 categories for the employed with 1 additional category for the experienced unemployed. These categories are aggregated into 46 detailed groups and 14 major groups (see pages 12-15 through 12-17).

The classification is developed from the 1980 Standard Occupational Classification. "n.e.c." is the abbreviation for not elsewhere classified.

These codes correspond to Items PEIO1OCD and PEIO2OCD located in the adults record layout. These codes are located in positions 439-441 and 449-451 in all months **except** March. In **March**, these codes correspond to Item A-OCC, positions 106-108.

<b>Code</b>	<b>Occupation</b>
000-199	MANAGERIAL AND PROFESSIONAL SPECIALTY OCCUPATIONS
000-037	EXECUTIVE, ADMINISTRATIVE, AND MANAGERIAL OCCUPATIONS
000-003	not used
004	Chief executives and general administrators, public administration (112)
005	Administrators and officials, public administration (1132-1139)
006	Administrators, protective services (1131)
007	Financial managers (122)
008	Personnel and labor relations managers (123)
009	Purchasing managers (124)
010-012	not used
013	Managers, marketing, advertising, and public relations (125)
014	Administrators, education and related fields (128)
015	Managers, medicine and health (131)
016	not used
017	Managers, food serving and lodging establishments (1351)
018	Managers, properties and real estate (1353)
019	Funeral directors (part 1359)
020	not used
021	Managers, service organizations, n.e.c. (127, 1352, 1354, part 1359)
022	Managers and administrators, n.e.c. (121, 126, 132-1343, 136-139)
023-037	Management Related Occupations
023	Accountants and auditors (1412)
024	Underwriters (1414)
025	Other financial officers (1415, 1419)
026	Management analysts (142)
027	Personnel, training, and labor relations specialists (143)
028	Purchasing agents and buyers, farm products (1443)
029	Buyers, wholesale and retail trade except farm products (1442)
030-032	not used
033	Purchasing agents and buyers, n.e.c. (1449)
034	Business and promotion agents (145)
035	Construction inspectors (1472)
036	Inspectors and compliance officers, except construction (1473)
037	Management related occupations, n.e.c. (149)
038-042	not used
043-199	PROFESSIONAL SPECIALTY OCCUPATIONS
043-063	Engineers, Architects, and Surveyors

Code	Occupation
043	Architects (161)
044-059	Engineers
044	Aerospace (1622)
045	Metallurgical and materials (1623)
046	Mining (1624)
047	Petroleum (1625)
048	Chemical (1626)
049	Nuclear (1627)
050-052	not used
053	Civil (1628)
054	Agricultural (1632)
055	Electrical and electronic (1633, 1636)
056	Industrial (1634)
057	Mechanical (1635)
058	Marine and naval architects (1637)
059	Engineers, n.e.c. (1639)
060-062	not used
063	Surveyors and mapping scientists (164)
064-068	Mathematical and Computer Scientists
064	Computer systems analysts and scientists (171)
065	Operations and systems researchers and analysts (172)
066	Actuaries (1732)
067	Statisticians (1733)
068	Mathematical scientists, n.e.c. (1739)
069-083	Natural Scientists
069	Physicists and astronomers (1842, 1843)
070-072	not used
073	Chemists, except biochemists (1845)
074	Atmospheric and space scientists (1846)
075	Geologists and geodesists (1847)
076	Physical scientists, n.e.c. (1849)
077	Agricultural and food scientists (1853)
078	Biological and life scientists (1854)
079	Forestry and conservation scientists (1852)
080-082	not used
083	Medical scientists (1855)
084-089	Health Diagnosing Occupations
084	Physicians (261)
085	Dentists (262)
086	Veterinarians (27)
087	Optometrists (281)
088	Podiatrists (283)
089	Health diagnosing practitioners, n.e.c. (289)
090-094	not used
095-106	Health Assessment and Treating Occupations
095	Registered nurses (29)
096	Pharmacists (301)
097	Dietitians (302)
098-105	Therapists
098	Respiratory therapists (3031)
099	Occupational therapists (3032)
100-102	not used
103	Physical therapists (3033)
104	Speech therapists (3034)
105	Therapists, n.e.c. (3039)
106	Physicians' assistants (304)
107-112	not used

Code	Occupation
113-154	Teachers, Postsecondary
113	Earth, environmental, and marine science teachers (2212)
114	Biological science teachers (2213)
115	Chemistry teachers (2214)
116	Physics teachers (2215)
117	Natural science teachers, n.e.c. (2216)
118	Psychology teachers (2217)
119	Economics teachers (2218)
120-122	not used
123	History teachers (2222)
124	Political science teachers (2223)
125	Sociology teachers (2224)
126	Social science teachers, n.e.c. (2225)
127	Engineering teachers (2226)
128	Mathematical science teachers (2227)
129	Computer science teachers (2228)
130-132	not used
133	Medical science teachers (2231)
134	Health specialties teachers (2232)
135	Business, commerce, and marketing teachers (2233)
136	Agriculture and forestry teachers (2234)
137	Art, drama, and music teachers (2235)
138	Physical education teachers (2236)
139	Education teachers (2237)
140-142	not used
143	English teachers (2238)
144	Foreign language teachers (2242)
145	Law teachers (2243)
146	Social work teachers (2244)
147	Theology teachers (2245)
148	Trade and industrial teachers (2246)
149	Home economics teachers (2247)
150-152	not used
153	Teachers, postsecondary, n.e.c. (2249)
154	Postsecondary teachers, subject not specified
155-159	Teachers, Except Postsecondary
155	Teachers, prekindergarten and kindergarten (231)
156	Teachers, elementary school (232)
157	Teachers, secondary school (233)
158	Teachers, special education (235)
159	Teachers, n.e.c. (236, 239)
160-162	not used
163	Counselors, Educational and Vocational (24)
164-165	Librarians, Archivists, and Curators
164	Librarians (251)
165	Archivists and curators (252)
166-173	Social Scientists and Urban Planners
166	Economists (1912)
167	Psychologists (1915)
168	Sociologists (1916)
169	Social scientists, n.e.c. (1913, 1914, 1919)
170-172	not used
173	Urban planners (192)

Code	Occupation
174-177	Social, Recreation, and Religious Workers
174	Social workers (2032)
175	Recreation workers (2033)
176	Clergy (2042)
177	Religious workers, n.e.c. (2049)
178	Lawyers and Judges (211-212)
179-182	not used
183-199	Writers, Artists, Entertainers, and Athletes
183	Authors (321)
184	Technical writers (398)
185	Designers (322)
186	Musicians and composers (323)
187	Actors and directors (324)
188	Painters, sculptors, craft-artists, and artist printmakers (325)
189	Photographers (326)
190-192	not used
193	Dancers (327)
194	Artists, performers, and related workers, n.e.c. (328, 329)
195	Editors and reporters (331)
196	not used
197	Public relations specialists (332)
198	Announcers (333)
199	Athletes (34)
200-202	not used
203-389	TECHNICAL, SALES, AND ADMINISTRATIVE SUPPORT OCCUPATIONS
203-235	TECHNICIANS AND RELATED SUPPORT OCCUPATIONS
203-208	Health Technologists and Technicians
203	Clinical laboratory technologists and technicians (362)
204	Dental hygienists (363)
205	Health record technologists and technicians (364)
206	Radiologic technicians (365)
207	Licensed practical nurses (366)
208	Health technologists and technicians, n.e.c. (369)
209-212	not used
213-235	Technologists and Technicians, Except Health
213-218	Engineering and Related Technologists and Technicians
213	Electrical and electronic technicians (3711)
214	Industrial engineering technicians (3712)
215	Mechanical engineering technicians (3713)
216	Engineering technicians, n.e.c. (3719)
217	Drafting occupations (372)
218	Surveying and mapping technicians (373)
219-222	not used
223-225	Science Technicians
223	Biological technicians (382)
224	Chemical technicians (3831)
225	Science technicians, n.e.c. (3832, 3833, 384, 389)
226-235	Technicians, Except Health, Engineering, and Science
226	Airplane pilots and navigators (825)
227	Air traffic controllers (392)
228	Broadcast equipment operators (393)
229	Computer programmers (3971, 3972)
230-232	not used
233	Tool programmers, numerical control (3974)

Code	Occupation
234	Legal assistants (396)
235	Technicians, n.e.c. (399)
236-242	not used
243-285	SALES OCCUPATIONS
243	Supervisors and Proprietors, Sales Occupations (40)
244-252	not used
253-257	Sales Representatives, Finance and Business Services
253	Insurance sales occupations (4122)
254	Real estate sales occupations (4123)
255	Securities and financial services sales occupations (4124)
256	Advertising and related sales occupations (4153)
257	Sales occupations, other business services (4152)
258-259	Sales Representatives, Commodities, Except Retail
258	Sales engineers (421)
259	Sales representatives, mining, manufacturing, and wholesale (423, 424)
260-262	not used
263-278	Sales Workers, Retail and Personal Services
263	Sales workers, motor vehicles and boats (4342, 4344)
264	Sales workers, apparel (4346)
265	Sales workers, shoes (4351)
266	Sales workers, furniture and home furnishings (4348)
267	Sales workers, radio, TV, hi-fi, and appliances (4343, 4352)
268	Sales workers, hardware and building supplies (4353)
269	Sales workers, parts (4367)
270-273	not used
274	Sales workers, other commodities (4345, 4347, 4354, 4356, 4359, 4362, 4369)
275	Sales counter clerks (4363)
276	Cashiers (4364)
277	Street and door-to-door sales workers (4366)
278	News vendors (4365)
279-282	not used
283-285	Sales Related Occupations
283	Demonstrators, promoters and models, sales (445)
284	Auctioneers (447)
285	Sales support occupations, n.e.c. (444, 446, 449)
286-302	not used
303-389	ADMINISTRATIVE SUPPORT OCCUPATIONS, INCLUDING CLERICAL
303-307	Supervisors, Administrative Support Occupations
303	Supervisors, general office (4511, 4513, 4514, 4516, 4519, 4529)
304	Supervisors, computer equipment operators (4512)
305	Supervisors, financial records processing (4521)
306	Chief communications operators (4523)
307	Supervisors, distribution, scheduling, and adjusting clerks (4522, 4524-4528)
308-309	Computer Equipment Operators
308	Computer operators (4612)
309	Peripheral equipment operators (4613)
310-312	not used
313-315	Secretaries, Stenographers, and Typists
313	Secretaries (4622)
314	Stenographers (4623)
315	Typists (4624)
316-323	Information Clerks
316	Interviewers (4642)
317	Hotel clerks (4643)
318	Transportation ticket and reservation agents (4644)

Code	Occupation
319	Receptionists (4645)
320-322	not used
323	Information clerks, n.e.c. (4649)
324	not used
325-336	Records Processing Occupations, Except Financial
325	Classified-ad clerks (4662)
326	Correspondence clerks (4663)
327	Order clerks (4664)
328	Personnel clerks, except payroll and timekeeping (4692)
329	Library clerks (4694)
330-334	not used
335	File clerks (4696)
336	Records clerks (4699)
337-344	Financial Records Processing Occupations
337	Bookkeepers, accounting, and auditing clerks (4712)
338	Payroll and timekeeping clerks (4713)
339	Billing clerks (4715)
340-342	not used
343	Cost and rate clerks (4716)
344	Billing, posting, and calculating machine operators (4718)
345-347	Duplicating, Mail and Other Office Machine Operators
345	Duplicating machine operators (4722)
346	Mail preparing and paper handling machine operators (4723)
347	Office machine operators, n.e.c. (4729)
348-353	Communications Equipment Operators
348	Telephone operators (4732)
350-352	not used
353	Communications equipment operators, n.e.c. (4733, 4739)
354-357	Mail and Message Distributing Occupations
354	Postal clerks, except mail carriers (4742)
355	Mail carriers, postal service (4743)
356	Mail clerks, except postal service (4744)
357	Messengers (4745)
358	not used
359-374	Material Recording, Scheduling, and Distributing Clerks
359	Dispatchers (4751)
360-362	not used
363	Production coordinators (4752)
364	Traffic, shipping, and receiving clerks (4753)
365	Stock and inventory clerks (4754)
366	Meter readers (4755)
367	not used
368	Weighers, measurers, checkers, and samplers (4756, 4757)
369-372	not used
373	Expeditors (4758)
374	Material recording, scheduling, and distributing clerks, n.e.c. (4759)
375-378	Adjusters and Investigators
375	Insurance adjusters, examiners, and investigators (4782)
376	Investigators and adjusters, except insurance (4783)
377	Eligibility clerks, social welfare (4784)
378	Bill and account collectors (4786)
379-389	Miscellaneous Administrative Support Occupations
379	General office clerks (463)
380-382	not used
383	Bank tellers (4791)
384	Proofreaders (4792)
385	Data-entry keyers (4793)

<b>Code</b>	<b>Occupation</b>
386	Statistical clerks (4794)
387	Teachers' aides (4795)
388	not used
389	Administrative support occupations, n.e.c. (4787, 4799)
390-402	not used
403-469	<b>SERVICE OCCUPATIONS</b>
403-407	<b>PRIVATE HOUSEHOLD OCCUPATIONS</b>
403	Launderers and ironers (503)
404	Cooks, private household (504)
405	Housekeepers and butlers (505)
406	Child care workers, private household (506)
407	Private household cleaners and servants (502, 507, 509)
408-412	not used
413-427	<b>PROTECTIVE SERVICE OCCUPATIONS</b>
413-415	Supervisors, Protective Service Occupations
413	Supervisors, firefighting and fire prevention occupations (5111)
414	Supervisors, police and detectives (5112)
415	Supervisors, guards (5113)
416-417	Firefighting and Fire Prevention Occupations
416	Fire inspection and fire prevention occupations (5122)
417	Firefighting occupations (5123)
418-424	Police and Detectives
418	Police and detectives, public service (5132)
419-422	not used
423	Sheriffs, bailiffs, and other law enforcement officers (5134)
424	Correctional institution officers (5133)
425-432	Guards
425	Crossing guards (5142)
426	Guards and police, except public service (5144)
427	Protective service occupations, n.e.c. (5149)
428-432	not used
433-469	<b>SERVICE OCCUPATIONS, EXCEPT PROTECTIVE AND HOUSEHOLD</b>
433-444	<b>Food Preparation and Service Occupations</b>
433	Supervisors, food preparation and service occupations (5211)
434	Bartenders (5212)
435	Waiters and waitresses (5213)
436	Cooks (5214, 5215)
437	not used
438	Food counter, fountain and related occupations (5216)
439	Kitchen workers, food preparation (5217)
440-442	not used
443	Waiters'/waitresses' assistants (5218)
444	Miscellaneous food preparation occupations (5219)
445-447	<b>Health Service Occupations</b>
445	Dental assistants (5232)
446	Health aides, except nursing (5233)
447	Nursing aides, orderlies, and attendants (5236)
448-455	<b>Cleaning and Building Service Occupations, Except Household</b>
448	Supervisors, cleaning and building service workers (5241)
449	Maids and housemen (5242, 5249)
450-452	not used
453	Janitors and cleaners (5244)
454	Elevator operators (5245)
455	Pest control occupations (5246)

Code	Occupation
456-469	Personal Service Occupations
456	Supervisors, personal service occupations (5251)
457	Barbers (5252)
458	Hairdressers and cosmetologists (5253)
459	Attendants, amusement and recreation facilities (5254)
460	not used
461	Guides (5255)
462	Ushers (5256)
463	Public transportation attendants (5257)
464	Baggage porters and bellhops (5262)
465	Welfare service aides (5263)
466	Family child care providers (part 5264)
467	Early childhood teacher's assistants (part 5264)
468	Child care workers, n.e.c. (part 5264)
469	Personal service occupations, n.e.c. (5258, 5269)
470-472	not used

#### FARMING, FORESTRY, AND FISHING OCCUPATIONS

473-499	FARMING, FORESTRY, AND FISHING OCCUPATIONS
473-476	Farm Operators and Managers
473	Farmers, except horticultural (5512-5514)
474	Horticultural specialty farmers (5515)
475	Managers, farms, except horticultural (5522-5524)
476	Managers, horticultural specialty farms (5525)
477-489	Other Agricultural and Related Occupations
477-484	Farm Occupations, Except Managerial
477	Supervisors, farm workers (5611)
478	not used
479	Farm workers (5612-5617)
480-482	not used
483	Marine life cultivation workers (5618)
484	Nursery workers (5619)
485-489	Related Agricultural Occupations
485	Supervisors, related agricultural occupations (5621)
486	Groundskeepers and gardeners, except farm (5622)
487	Animal caretakers, except farm (5624)
488	Graders and sorters, agricultural products (5625)
489	Inspectors, agricultural products (5627)
490-493	not used
494-496	Forestry and Logging Occupations
494	Supervisors, forestry and logging workers (571)
495	Forestry workers, except logging (572)
496	Timber cutting and logging occupations (573, 579)
497-499	Fishers, Hunters, and Trappers
497	Captains and other officers, fishing vessels (part 8241)
498	Fishers (583)
499	Hunters and trappers (584)
500-502	not used

#### PRECISION PRODUCTION, CRAFT, AND REPAIR OCCUPATIONS

503-699	PRECISION PRODUCTION, CRAFT, AND REPAIR OCCUPATIONS
503-552	Mechanics and Repairers
503	Supervisors, mechanics and repairers (60)
504	not used
505-549	Mechanics and Repairers, Except Supervisors
505-517	Vehicle and Mobile Equipment Mechanics and Repairers
505	Automobile mechanics (part 6111)
506	Automobile mechanic apprentices (part 6111)
507	Bus, truck, and stationary engine mechanics (6112)



Code	Occupation
508	Aircraft engine mechanics (6113)
509	Small engine repairers (6114)
510-513	not used
514	Automobile body and related repairers (6115)
515	Aircraft mechanics, except engine (6116)
516	Heavy equipment mechanics (6117)
517	Farm equipment mechanics (6118)
518	Industrial machinery repairers (613)
519	Machinery maintenance occupations (614)
520-522	not used
523-533	Electrical and Electronic Equipment Repairers
523	Electronic repairers, communications and industrial equipment (6151, 6153, 6155)
524	not used
525	Data processing equipment repairers (6154)
526	Household appliance and power tool repairers (6156)
527	Telephone line installers and repairers (6157)
528	not used
529	Telephone installers and repairers (6158)
530-532	not used
533	Miscellaneous electrical and electronic equipment repairers (6152, 6159)
534	Heating, air conditioning, and refrigeration mechanics (616)
535-549	Miscellaneous Mechanics and Repairers
535	Camera, watch, and musical instrument repairers (6171, 6172)
536	Locksmiths and safe repairers (6173)
537	not used
538	Office machine repairers (6174)
539	Mechanical controls and valve repairers (6175)
540-542	not used
543	Elevator installers and repairers (6176)
544	Millwrights (6178)
545-546	not used
547	Specified mechanics and repairers, n.e.c. (6177, 6179)
548	not used
549	Not specified mechanics and repairers
550-552	not used
553-599	Construction Trades
553-558	Supervisors, Construction Occupations
553	Supervisors, brickmasons, stonemasons, and tile setters (6312)
554	Supervisors, carpenters and related workers (6313)
555	Supervisors, electricians and power transmission installers (6314)
556	Supervisors, painters, paperhangers, and plasterers (6315)
557	Supervisors, plumbers, pipefitters, and steamfitters (6316)
558	Supervisors, construction, n.e.c. (6311, 6318)
559-562	not used
563-599	Construction Trades, Except Supervisors
563	Brickmasons and stonemasons (part 6412, part 6413)
564	Brickmason and stonemason apprentices (part 6412, part 6413)
565	Tile setters, hard and soft (part 6414, part 6462)
566	Carpet installers (part 6462)
567	Carpenters (part 6422)
568	not used
569	Carpenter apprentices (part 6422)
570-572	not used
573	Drywall installers (6424)
574	not used
575	Electricians (part 6432)
576	Electrician apprentices (part 6432)

Code	Occupation
577	Electrical power installers and repairers (6433)
578	not used
579	Painters, construction and maintenance (6442)
582	not used
583	Paperhangers (6443)
584	Plasterers (6444)
585	Plumbers, pipefitters, and steamfitters (part 645)
586	not used
587	Plumber, pipefitter, and steamfitter apprentices (part 645)
588	Concrete and terrazzo finishers (6463)
589	Glaziers (6464)
590-592	not used
593	Insulation workers (6465)
594	Paving, surfacing, and tamping equipment operators (6466)
595	Roofers (6468)
596	Sheetmetal duct installers (6472)
597	Structural metal workers (6473)
598	Drillers, earth (6474)
599	Construction trades, n.e.c. (6467, 6475, 6476, 6479)
600-612	not used
613-617	Extractive Occupations
613	Supervisors, extractive occupations (632)
614	Drillers, oil well (652)
615	Explosives workers (653)
616	Mining machine operators (654)
617	Mining occupations, n.e.c. (656)
618-627	not used
628-699	Precision Production Occupations
628	Supervisors, production occupations (67, 71)
629-633	not used
634-655	Precision Metal Working Occupations
634	Tool and die makers (part 6811)
635	Tool and die maker apprentices (part 6811)
636	Precision assemblers, metal (6812)
637	Machinists (part 6813)
638	not used
639	Machinist apprentices (part 6813)
640-642	not used
643	Boilermakers (6814)
644	Precision grinders, filers, and tool sharpeners (6816)
645	Patternmakers and model makers, metal (6817)
646	Lay-out workers (6821)
647	Precious stones and metals workers (Jewelers) (6822, 6866)
648	not used
649	Engravers, metal (6823)
650-652	not used
653	Sheet metal workers (part 6824)
654	Sheet metal worker apprentices (part 6824)
655	Miscellaneous precision metal workers (6829)
656-659	Precision Woodworking Occupations
656	Patternmakers and model makers, wood (6831)
657	Cabinet makers and bench carpenters (6832)
658	Furniture and wood finishers (6835)
659	Miscellaneous precision woodworkers (6839)
660-665	not used
666-674	Precision Textile, Apparel, and Furnishings Machine Workers
666	Dressmakers (part 6852, part 7752)

Code	Occupation
667	Tailors (part 6852)
668	Upholsterers (6853)
669	Shoe repairers (6854)
670-673	not used
674	Miscellaneous precision apparel and fabric workers (6856, 6859, part 7752)
675-684	Precision Workers, Assorted Materials
675	Hand molders and shapers, except jewelers (6861)
676	Patternmakers, lay-out workers, and cutters (6862)
677	Optical goods workers (6864, part 7477, part 7677)
678	Dental laboratory and medical appliance technicians (6865)
679	Bookbinders (6844)
680-682	not used
683	Electrical and electronic equipment assemblers (6867)
684	Miscellaneous precision workers, n.e.c. (6869)
685	not used
686-688	Precision Food Production Occupations
686	Butchers and meat cutters (6871)
687	Bakers (6872)
688	Food batchmakers (6873, 6879)
689-693	Precision Inspectors, Testers, and Related Workers
689	Inspectors, testers, and graders (6881, 828)
690-692	not used
693	Adjusters and calibrators (6882)
694-699	Plant and System Operators
694	Water and sewage treatment plant operators (691)
695	Power plant operators (part 693)
696	Stationary engineers (part 693, 7668)
697-698	not used
699	Miscellaneous plant and system operators (692, 694, 695, 696)
700-702	not used
703-889	OPERATORS, FABRICATORS, AND LABORERS
703-799	MACHINE OPERATORS, ASSEMBLERS, AND INSPECTORS
703-779	Machine Operators and Tenders, Except Precision
703-715	Metal Working and Plastic Working Machine Operators
703	Lathe and turning machine set-up operators (7312)
704	Lathe and turning machine operators (7512)
705	Milling and planing machine operators (7313, 7513)
706	Punching and stamping press machine operators (7314, 7317, 7514, 7517)
707	Rolling machine operators (7316, 7516)
708	Drilling and boring machine operators (7318, 7518)
709	Grinding, abrading, buffing, and polishing machine operators (7322, 7324, 7522)
710-712	not used
713	Forging machine operators (7319, 7519)
714	Numerical control machine operators (7326)
715	Miscellaneous metal, plastic, stone, and glass working machine operators (7329, 7529)
716	not used
717	Fabricating machine operators, n.e.c. (7339, 7539)
718	not used
719-725	Metal and Plastic Processing Machine Operators
719	Molding and casting machine operators (7315, 7342, 7515, 7542)
720-722	not used
723	Metal plating machine operators (7343, 7543)
724	Heat treating equipment operators (7344, 7544)
725	Miscellaneous metal and plastic processing machine operators (7349, 7549)
726-733	Woodworking Machine Operators
726	Wood lathe, routing, and planing machine operators (7431, 7432, 7631, 7632)

Code	Occupation
727	Sawing machine operators (7433, 7633)
728	Shaping and joining machine operators (7435, 7635)
729	Nailing and tacking machine operators (7636)
730-732	not used
733	Miscellaneous woodworking machine operators (7434, 7439, 7634, 7639)
734-737	Printing Machine Operators
734	Printing press operators (7443, 7643)
735	Photoengravers and lithographers (6842, 7444, 7644)
736	Typesetters and compositors (6841, 7642)
737	Miscellaneous printing machine operators (6849, 7449, 7649)
738-749	Textile, Apparel, and Furnishings Machine Operators
738	Winding and twisting machine operators (7451, 7651)
739	Knitting, looping, taping, and weaving machine operators (7452, 7652)
740-742	not used
743	Textile cutting machine operators (7654)
744	Textile sewing machine operators (7655)
745	Shoe machine operators (7656)
746	not used
747	Pressing machine operators (7657)
748	Laundering and dry cleaning machine operators (6855, 7658)
749	Miscellaneous textile machine operators (7459, 7659)
750-752	not used
753-779	Machine Operators, Assorted Materials
753	Cementing and gluing machine operators (7661)
754	Packaging and filling machine operators (7462, 7662)
755	Extruding and forming machine operators (7463, 7663)
756	Mixing and blending machine operators (7664)
757	Separating, filtering, and clarifying machine operators (7476, 7666, 7676)
758	Compressing and compacting machine operators (7467, 7667)
759	Painting and paint spraying machine operators (7669)
760-762	not used
763	Roasting and baking machine operators, food (7472, 7672)
764	Washing, cleaning, and pickling machine operators (7673)
765	Folding machine operators (7474, 7674)
766	Furnace, kiln, and oven operators, except food (7675)
767	not used
768	Crushing and grinding machine operators (part 7477, part 7677)
769	Slicing and cutting machine operators (7478, 7678)
770-772	not used
773	Motion picture projectionists (part 7479)
774	Photographic process machine operators (6863, 6868, 7671)
775-776	not used
777	Miscellaneous machine operators, n.e.c. (part 7479, 7665, 7679)
778	not used
779	Machine operators, not specified
780-782	not used
783-795	Fabricators, Assemblers, and Hand Working Occupations
783	Welders and cutters (7332, 7532, 7714)
784	Solderers and brazers (7333, 7533, 7717)
785	Assemblers (772, 774)
786	Hand cutting and trimming occupations (7753)
787	Hand molding, casting, and forming occupations (7754, 7755)
788	not used
789	Hand painting, coating, and decorating occupations (7756)
790-792	not used
793	Hand engraving and printing occupations (7757)
794	not used

Code	Occupation
795	Miscellaneous hand working occupations (7758, 7759)
796-799	Production Inspectors, Testers, Samplers, and Weighers
796	Production inspectors, checkers, and examiners (782, 787)
797	Production testers (783)
798	Production samplers and weighers (784)
799	Graders and sorters, except agricultural (785)
800-802	not used
803-859	TRANSPORTATION AND MATERIAL MOVING OCCUPATIONS
803-814	Motor Vehicle Operators
803	Supervisors, motor vehicle operators (8111)
804	Truck drivers (8212-8214)
805	not used
806	Driver-sales workers (8218)
807	not used
808	Bus drivers (8215)
809	Taxicab drivers and chauffeurs (8216)
810-812	not used
813	Parking lot attendants (874)
814	Motor transportation occupations, n.e.c. (8219)
815-822	not used
823-834	Transportation Occupations, Except Motor Vehicles
823-826	Rail Transportation Occupations
823	Railroad conductors and yardmasters (8113)
824	Locomotive operating occupations (8232)
825	Railroad brake, signal, and switch operators (8233)
826	Rail vehicle operators, n.e.c. (8239)
827	not used
828-834	Water Transportation Occupations
828	Ship captains and mates, except fishing boats (part 8241, 8242)
829	Sailors and deckhands (8243)
830-832	not used
833	Marine engineers (8244)
834	Bridge, lock, and lighthouse tenders (8245)
835-842	not used
843-859	Material Moving Equipment Operators
843	Supervisors, material moving equipment operators (812)
844	Operating engineers (8312)
845	Longshore equipment operators (8313)
846-847	not used
848	Hoist and winch operators (8314)
849	Crane and tower operators (8315)
850-852	not used
853	Excavating and loading machine operators (8316)
854	not used
855	Grader, dozer, and scraper operators (8317)
856	Industrial truck and tractor equipment operators (8318)
857-858	not used
859	Miscellaneous material moving equipment operators (8319)
860-863	not used
864-889	HANDLERS, EQUIPMENT CLEANERS, HELPERS, AND LABORERS
864	Supervisors, handlers, equipment cleaners, and laborers, n.e.c. (85)
865	Helpers, mechanics, and repairers (863)
866-868	Helpers, Construction, and Extractive Occupations
866	Helpers, construction trades (8641-8645, 8648)
867	Helpers, surveyor (8646)

Code	Occupation
868	Helpers, extractive occupations (865)
869	Construction laborers (871)
870-873	not used
874	Production helpers (861, 862)
875-883	Freight, Stock, and Material Handlers
875	Garbage collectors (8722)
876	Stevedores (8723)
877	Stock handlers and baggers (8724)
878	Machine feeders and offbearers (8725)
879-882	not used
883	Freight, stock, and material handlers, n.e.c. (8726)
884	not used
885	Garage and service station related occupations (873)
886	not used
887	Vehicle washers and equipment cleaners (875)
888	Hand packers and packagers (8761)
889	Laborers, except construction (8769)
890-904	not used
905	Assigned to persons whose current labor force status is unemployed and whose last job was Armed Forces.

Detailed Occupation Recodes  
(01-46)

These codes correspond to the Items PRDTOCC1 and PRDTOCC2 located in positions 476-479 of the adults record layout in all months **except** March. In **March**, these codes are located in positions 0161-0162.

Detailed Occupation	Recode	Occupation Code
Administrators and Officials, Public Administration	01	004-006
Other Executive, Administrators, and Managers	02	007-022
Management Related Occupations	03	023-037
Engineers	04	044-059
Mathematical and Computer Scientists	05	064-068
Natural Scientists	06	069-083
Health Diagnosing Occupations	07	084-089
Health Assessment and Treating Occupations	08	095-106
Teachers, College and University	09	113-154
Teachers, Except College and University	10	155-159
Lawyers and Judges	11	178-179
Other Professional Specialty Occupations	12	043-063, 163-177, 183-199
Health Technologists and Technicians	13	203-208
Engineering and Science Technicians	14	213-225
Technicians, Except Health Engineering, and Science	15	226-235
Supervisors and Proprietors, Sales Occupations	16	243
Sales Representatives, Finance, and Business Service	17	253-257
Sales Representatives, Commodities, Except Retail	18	258-259
Sales Workers, Retail and Personal Services	19	263-278
Sales Related Occupations	20	283-285
Supervisors - Administrative Support	21	303-307
Computer Equipment Operators	22	308-309
Secretaries, Stenographers, and Typists	23	313-315
Financial Records, Processing Occupations	24	337-344
Mail and Message Distributing	25	354-357
Other Administrative Support Occupations, Including Clerical	26	316-336, 345-353, 359-389
Private Household Service Occupations	27	403-407
Protective Service Occupations	28	413-427
Food Service Occupations	29	433-444
Health Service Occupations	30	445-447
Cleaning and Building Service Occupations	31	448-455
Personal Service Occupations	32	456-469


Detailed Occupation	Recode	Occupation Code
Mechanics and Repairers	33	503-549
Construction Trades	34	553-599
Other Precision Production Occupations	35	613-699
Machine Operators and Tenders, Except Precision	36	703-779
Fabricators, Assemblers, Inspectors, and Samplers	37	783-799
Motor Vehicle Operators	38	803-814
Other Transportation Occupations and Material Moving	39	823-859
Construction Laborer	40	869
Freight, Stock and Material Handlers	41	875-883
Other Handlers, Equipment Cleaners, and Laborers	42	864-868 874, 885-889
Farm Operators and Managers	43	473-476
Farm Workers and Related Occupations	44	477-489
Forestry and Fishing Occupations	45	494-499
Armed Forces last job, currently unemployed	46	905



Major Occupation Group Recodes  
(01-14)

These codes correspond to Items PRMJ OCC1 and PRMJ OCC2 located in positions 486-489 of the adults record layout in all months **except** March. In **March**, these codes are located in positions 0159-0160.

Occupation Group	Recode	Occupation Code
Managerial and professional specialty occupations		
Executive, administrative, and managerial occupations	01	004-037
Professional specialty occupations	02	043-199
Technical, sales, and administrative support occupations		
Technicians and related support occupations	03	203-235
Sales occupations	04	243-285
Administrative support occupations, including clerical	05	303-389
Service Occupations		
Private household occupations	06	403-407
Protective service occupations	07	413-427
Service occupations, except protective and household	08	433-469
Precision production, craft, and repair occupations	09	503-699
Operators, fabricators, and laborers		
Machine operators, assemblers, and inspectors	10	703-799
Transportation and material moving equipment occupations	11	803-859
Handlers, equipment cleaners, helpers, and laborers	12	864-889
Farming, forestry, and fishing occupations	13	473-499
Armed Forces last job, currently unemployed	14	905



## ATTACHMENT 12

### Specific Metropolitan Identifiers

The specific metropolitan identifiers on this file are based on the Office of Management and Budget's June 30, 1993 definitions. MSA's and PMSA's can be identified by using the FIPS MSA/PMSA code (List 3). Identification of individual central cities is based on a combination of codes (List 2). Individual central cities are identified by the appropriate central city code and the FIPS MSA/PMSA code. Some examples of the proper coding of specific metropolitan areas are given below:

<u>AREA</u>	<u>INDIVIDUAL CENTRAL CITY CODE (GEINDVCC)</u>	<u>FIPS MSA/PMSA CODE (GEMSA)</u>	<u>FIPS CMSA CODE (GECMSA)</u>
	List 4	List 2 or 3	List 1 or 2
Dallas-Fort Worth, TX CMSA	N/C	1920 and 2800	31
Fort Worth-Arlington, TX PMSA	N/C	2800	N/C
Fort Worth, TX Central City	1	2800	N/C
Phoenix, AZ MSA	N/C	6200	N/C
Mesa, AZ Central City	2	6200	N/C
Burlington, VT MSA	N/C	1305	N/C

N/C = No Code Required

**NOTE:**

Many of the smaller metropolitan areas in sample do not contain central city/balance breakdowns and hence, are coded "not identifiable" in the household metropolitan statistical area residence status code (GEMSAST). It is recommended that this code in conjunction with the modified household metropolitan statistical area residence status code (GEMETSTA) be used for tallying metropolitan residence status for national and other grouped data. The GE in each variable name refers to Household Geographic.

## LIST 1: CMSA CODES (GECMSA)

FIPS CODE  
(GECMSA)

CMSA TITLE

07	Boston-Worcester-Lawrence, MA-NH-ME-CT
14	Chicago-Gary-Kenosha, IL-IN-WI (Kenosha, WI and Kankakee, IL PMSA's not in sample)
21	Cincinnati-Hamilton, OH-KY-IN
28	Cleveland-Akron, OH
31	Dallas-Fort Worth, TX
34	Denver-Boulder-Greeley, CO
35	Detroit-Ann Arbor-Flint, MI
42	Houston-Galveston-Brazoria, TX
49	Los Angeles-Riverside-Orange County, CA
56	Miami-Fort Lauderdale, FL
63	Milwaukee-Racine, WI
70	New York-Northern New Jersey-Long Island, NY-NJ-CT-PA
77	Philadelphia-Wilmington-Atlantic City, PA-NJ-DE-MD
79	Portland-Salem, OR-WA
82	Sacramento-Yolo, CA
84	San Francisco-Oakland-San Jose, CA (Santa Cruz-Watsonville, CA PMSA not in sample)
91	Seattle-Tacoma-Bremerton, WA (Bremerton, WA PMSA not in sample)
97	Washington-Baltimore, DC-MD-VA-WV

See List 2 or 3 for identification information on all PMSA's in sample.

## LIST 2: PMSA'S WITHIN CMSA'S

FIPS CMSA CODE (GECMSA)	FIPS PMSA CODE (GEMSA)	<u>TITLE</u>
07		Boston-Worcester-Lawrence, MA-NH-ME-CT CMSA
	1120	Boston, MA-NH*
	1200	Brockton, MA
	2600	Fitchburg-Leominster, MA
	4160	Lawrence, MA-NH*
	4560	Lowell, MA-NH*
	4760	Manchester, NH
	5350	Nashua, NH
	5400	New Bedford, MA
	6450	Portsmouth-Rochester, NH-ME (Maine portion not identified)
9240	Worcester, MA-CT (Connecticut portion suppressed)	
14		Chicago-Gary-Kenosha, IL-IN-WI CMSA (The Kankakee, IL and Kenosha, WI PMSA's are not in sample)
	1600	Chicago, IL (DeKalb County not in sample)
	2960	Gary-Hammond, IN
21		Cincinnati-Hamilton, OH-KY-IN CMSA
	1640	Cincinnati, OH-KY-IN (Dearborn County, IN not identified; Ohio County, IN not in sample)
	3200	Hamilton-Middletown, OH
28		Cleveland-Akron, OH CMSA
	0080	Akron, OH
79	1680	Cleveland-Lorain-Elyria, OH
31		Dallas-Fort Worth, TX CMSA
	1920	Dallas, TX
	2800	Fort Worth-Arlington, TX
34		Denver-Boulder-Greeley, CO CMSA
	1125	Boulder-Longmont, CO
	2080	Denver, CO
	3060	Greeley, CO
35		Detroit-Ann Arbor-Flint, MI CMSA
	0440	Ann Arbor, MI
	2160	Detroit, MI
	2640	Flint, MI

<u>FIPS CMSA CODE (GECMSA)</u>	<u>FIPS PMSA CODE (GEMSA)</u>	<u>TITLE</u>
42	1145 2920 3360	Houston-Galveston-Brazoria, TX CMSA Brazoria, TX Galveston-Texas City, TX Houston, TX (Chambers County not in sample)
49	4480 5945 6780 8735	Los Angeles-Riverside-Orange County, CA CMSA Los Angeles-Long Beach, CA Orange County, CA Riverside-San Bernardino, CA Ventura, CA
56	2680 5000	Miami-Fort Lauderdale, FL CMSA Fort Lauderdale, FL Miami, FL
63	5080 6600	Milwaukee-Racine, WI CMSA Milwaukee-Waukesha, WI Racine, WI
70	0875 1160 1930 2281 3640 5015 5190 5380 5480 5600 5640 5660 8040 8480 8880	New York-Northern New Jersey-Long Island, NY-NJ-CT-PA CMSA Bergen-Passaic, NJ Bridgeport, CT Danbury, CT Dutchess County, NY Jersey City, NJ Middlesex-Somerset-Hunterdon, NJ Monmouth-Ocean, NJ Nassau-Suffolk, NY New Haven-Meriden, CT New York, NY (White Plains Central City recoded as balance of PMSA) Newark, NJ Newburgh, NY-PA (Pennsylvania portion not identified) Stamford-Norwalk, CT Trenton, NJ Waterbury, CT
77	0560 6160 8760 9160	Philadelphia-Wilmington-Atlantic City, PA-NJ-DE-MD CMSA Atlantic-Cape May, NJ Philadelphia, PA-NJ Vineland-Millville-Bridgeton, NJ Wilmington-Newark, DE-MD (Maryland portion suppressed)
79	6440 7080	Portland-Salem, OR-WA CMSA Portland-Vancouver, OR-WA Salem, OR

<u>FIPS CMSA CODE (GECMSA)</u>	<u>FIPS PMSA CODE (GEMSA)</u>	<u>TITLE</u>
82	6920 9270	Sacramento-Yolo, CA CMSA Sacramento, CA Yolo, CA
84	5775 7360 7400 7500 8720	San Francisco-Oakland-San Jose, CA CMSA (Santa Cruz-Watsonville, CA PMSA not in sample) Oakland, CA San Francisco, CA San Jose, CA Santa Rosa, CA Vallejo-Fairfield-Napa, CA
91	5910 7600 8200	Seattle-Tacoma-Bremerton, WA CMSA (Bremerton, WA PMSA not in sample) Olympia, WA Seattle-Bellevue-Everett, WA Tacoma, WA
97	0720 3180 8840	Washington-Baltimore, DC-MD-VA-WV CMSA Baltimore, MD Hagerstown, MD Washington, DC-MD-VA-WV (West Virginia portion not identified)

\* The New Hampshire portions of these PMSA's are not individually identified; but, they are collectively identified as being in the Boston CMSA.

### LIST 3: FIPS MSA/PMSA CODES (GEMSA)

<u>FIPS MSA/PMSA CODE (GEMSA)</u>	<u>MSA/PMSA TITLE</u>
0080	Akron, OH PMSA
0160	Albany-Schenectady-Troy, NY MSA (Schohaire County not in sample)
0200	Albuquerque, NM MSA
0240	Allentown-Bethlehem-Easton, PA MSA
0380	Anchorage, AK MSA
0440	Ann Arbor, MI PMSA
0450	Anniston, AL MSA
0460	Appleton-Oshkosh-Neenah, WI MSA
0480	Asheville, NC MSA (Madison County not in sample)
0520	Atlanta, GA MSA
0560	Atlantic-Cape May, NJ PMSA
0600	Augusta-Aiken, GA-SC MSA
0640	Austin-San Marcos, TX MSA
0680	Bakersfield, CA MSA
0720	Baltimore, MD PMSA
0760	Balton Rouge, LA MSA
0840	Beaumont-Port Arthur, TX MSA
0860	Bellingham, WA MSA
0870	Benton Harbor, MI MSA
0875	Bergen-Passaic, NJ PMSA
0960	Binghamton, NY MSA
1000	Birmingham, AL MSA
1080	Boise City, ID MSA
1120	Boston, MA-NH PMSA (New Hampshire portion not identified)
1125	Boulder-Longmont, CO PMSA
1145	Brazoria, TX PMSA
1160	Bridgeport, CT PMSA
1200	Brockton, MA PMSA
1240	Brownsville-Harlingen-San Benito, TX MSA
1280	Buffalo-Niagara Falls, NY MSA
1305	Burlington, VT MSA
1320	Canton-Massillon, OH MSA
1360	Cedar Rapids, IA MSA
1440	Charleston-North Charleston, SC MSA
1480	Charleston, WV MSA
1520	Charlotte-Gastonia-Rock Hill, NC-SC MSA
1560	Chattanooga, TN-GA MSA
1600	Chicago, IL PMSA (DeKalb County not in sample)
1620	Chico-Paradise, CA MSA
1640	Cincinnati, OH-KY-IN PMSA (Dearborn County, IN not identified; Ohio County, IN not in sample)
1660	Clarksville-Hopkinsville, TN-KY MSA (Kentucky portion not in sample)
1680	Cleveland-Lorain-Elyria, OH PMSA
1720	Colorado Springs, CO MSA
1760	Columbia, SC MSA
1800	Columbus, GA-AL MSA (Alabama portion not in sample)
1840	Columbus, OH MSA



<u>FIPS MSA/PMSA CODE (GEMSA)</u>	<u>MSA/PMSA TITLE</u>
1880	Corpus Christi, TX MSA
1920	Dallas, TX PMSA
1930	Danbury, CT PMSA
1960	Davenport-Moline-Rock Island, IA-IL MSA
2000	Dayton-Springfield, OH MSA
2020	Daytona Beach, FL MSA
2030	Decatur, AL MSA
2040	Decatur, IL MSA
2080	Denver, CO PMSA
2120	Des Moines, IA MSA
2160	Detroit, MI PMSA
2190	Dover, DE MSA
2240	Duluth-Superior, MN-WI MSA (Wisconsin portion not identified)
2281	Dutchess County, NY PMSA
2290	Eau Claire, WI MSA
2320	El Paso, TX MSA
2360	Erie, PA MSA
2400	Eugene-Springfield, OR MSA
2440	Evansville-Henderson, IN-KY MSA (Kentucky portion not identified)
2520	Fargo-Moorhead, ND-MN MSA (Minnesota portion not identified)
2560	Fayetteville, NC MSA
2580	Fayetteville-Springdale-Rogers, AR MSA
2600	Fitchburg-Leominster, MA PMSA
2640	Flint, MI PMSA
2650	Florence, AL MSA
2670	Fort Collins-Loveland, CO MSA
2680	Fort Lauderdale, FL PMSA
2700	Fort Myers-Cape Coral, FL MSA
2710	Fort Pierce-Port St. Lucie, FL MSA
2720	Fort Smith, AR-OK MSA (Oklahoma portion not in sample)
2750	Fort Walton Beach, FL MSA
2760	Fort Wayne, IN MSA (Adams, Huntington, and Wells Counties not in sample)
2800	Fort Worth-Arlington, TX PMSA
2840	Fresno, CA MSA
2900	Gainesville, FL MSA
2920	Galveston-Texas City, TX PMSA
2960	Gary, IN PMSA
3000	Grand Rapids-Muskegon-Holland, MI MSA
3060	Greeley, CO PMSA
3080	Green Bay, WI MSA
3120	Greenboro-Winston Salem-High Point, NC MSA
3150	Greenville, NC MSA
3160	Greenville-Spartanburg-Anderson, SC MSA
3180	Hagerstown, MD PMSA
3200	Hamilton-Middletown, OH PMSA
3240	Harrisburg-Lebanon-Carlisle, PA MSA
3280	Hartford, CT MSA
3290	Hickory-Morgantown, NC MSA (Caldwell County not in sample)
3320	Honolulu, HI MSA

FIPS  
MSA/PMSA  
CODE (GEMSA)

MSA/PMSA TITLE

3350	Houma, LA MSA
3360	Houston, TX PMSA (Chambers County not in sample)
3400	Huntington-Ashland, WV-KY-OH MSA (Kentucky and Ohio portions not identified)
3440	Huntsville, AL MSA (Limestone County not in sample)
3480	Indianapolis, IN MSA (Madison County not in sample)
3520	Jackson, MI MSA
3560	Jackson, MS MSA
3600	Jacksonville, FL MSA
3610	Jamestown, NY MSA
3640	Jersey City, NJ PMSA
3660	Johnson City-Kingsport-Bristol, TN-VA MSA (Virginia portion not identified)
3680	Johnstown, PA MSA
3720	Kalamazoo-Battle Creek, MI MSA (Van Buren County not in sample)
3760	Kansas City, MO-KS MSA
3840	Knoxville, TN MSA
3880	Lafayette, LA MSA (Acadia Parish not in sample)
3960	Lake Charles, LA MSA
3980	Lakeland-Winter Haven, FL MSA
4000	Lancaster, PA MSA
4040	Lansing-East Lansing, MI MSA
4080	Laredo, TX MSA
4100	Las Cruces, NM MSA
4120	Las Vegas, NV-AZ MSA (Nye County, NV and Mohave County, AZ not in sample)
4160	Lawrence, MA-NH PMSA (New Hampshire portion not identified)
4280	Lexington, KY MSA (Madison County not in sample)
4360	Lincoln, NE MSA
4400	Little Rock-North Little Rock, AR MSA
4480	Los Angeles-Long Beach, CA PMSA
4520	Louisville, KY-IN MSA (Scott County, IN not in sample)
4560	Lowell, MA-NH PMSA (New Hampshire portion not identified)
4600	Lubbock, TX MSA
4680	Macon, GA MSA (Twiggs County not in sample)
4720	Madison, WI MSA
4760	Manchester, NH PMSA
4880	McAllen-Edinburg-Mission, TX MSA
4890	Medford-Ashland, OR MSA
4900	Melbourne-Titusville-Palm Bay, FL MSA
4920	Memphis, TN-AR-MS MSA (Arkansas and Mississippi portions not identified)
4940	Merced, CA MSA
5000	Miami, FL PMSA
5015	Middlesex-Somerset-Hunterdon, NJ PMSA
5080	Milwaukee-Waukesha, WI PMSA
5120	Minneapolis-St., Paul, MN-WI MSA (St. Croix County, WI not identified; Pierce County, WI not in sample)
5160	Mobile, AL MSA
5170	Modesto, CA MSA
5190	Monmouth-Ocean, NJ PMSA

FIPS  
MSA/PMSA  
CODE (GEMSA)

MSA/PMSA TITLE

5200	Monroe, LA MSA
5240	Montgomery, AL MSA
5330	Myrtle Beach, SC MSA
5345	Naples, FL MSA
5350	Nashua, NH PMSA
5360	Nashville, TN MSA
5380	Nassau-Suffolk, NY PMSA
5400	New Bedford, MA PMSA
5480	New Haven-Meriden, CT PMSA
5520	New London-Norwich, CT-RI MSA (Rhode Island portion suppressed)
5560	New Orleans, LA MSA
5600	New York, NY PMSA (White Plains Central City recoded to balance of PMSA)
5640	Newark, NJ PMSA
5660	Newburgh, NY-PA PMSA (Pennsylvania portion not identified)
5720	Norfolk-Virginia Beach-Newport News, VA-NC MSA (Mathews County, VA not in sample; North Carolina portion not identified)
5775	Oakland, CA PMSA
5790	Ocala, FL MSA
5800	Odessa-Midland, TX MSA (Ector County not in sample)
5880	Oklahoma City, OK MSA
5910	Olympia, WA PMSA
5920	Omaha, NE-IA MSA (Iowa portion not identified)
5945	Orange County, CA PMSA
5960	Orlando, FL MSA
6015	Panama City, FL MSA
6080	Pensacola, FL MSA
6120	Peoria-Pekin, IL MSA
6160	Philadelphia, PA-NJ PMSA
6200	Phoenix-Mesa, AZ MSA
6280	Pittsburgh, PA MSA
6400	Portland, ME MSA
6440	Portland-Vancouver, OR-WA PMSA
6450	Portsmouth-Rochester, NH-ME PMSA (Maine portion not identified)
6480	Providence-Fall River-Warwick, RI-MA MSA (Newport County, RI portion suppressed)
6520	Provo-Orem, UT MSA
6560	Pueblo, CO MSA
6580	Punta Gorda, FL MSA
6600	Racine, WI PMSA
6640	Raleigh-Durham-Chapel Hill, NC MSA
6680	Reading, PA MSA
6720	Reno, NV MSA
6760	Richmond-Petersburg, VA MSA
6780	Riverside-San Bernardino, CA PMSA
6800	Roanoke, VA MSA
6840	Rochester, NY MSA
6880	Rockford, IL MSA
6920	Sacramento, CA PMSA
6960	Saginaw-Bay City-Midland, MI MSA

<u>FIPS</u> <u>MSA/PMSA</u> <u>CODE (GEMSA)</u>	<u>MSA/PMSA TITLE</u>
7040	St. Louis, MO-IL MSA (Crawford County, MO [part] not in sample)
7080	Salem, OR PMSA
7120	Salinas, CA MSA
7160	Salt Lake City-Ogden, UT MSA
7240	San Antonio, TX MSA
7320	San Diego, CA MSA
7360	San Francisco, CA PMSA
7400	San Jose, CA PMSA
7460	San Luis Obispo-Atascadero-Paso Robles, CA MSA
7480	Santa Barbara-Santa Maria-Lompoc, CA MSA
7490	Santa Fe, NM MSA
7500	Santa Rosa, CA PMSA
7510	Sarasota-Bradenton, FL MSA
7560	Scranton-Wilkes Barre-Hazleton, PA MSA
7600	Seattle-Bellevue-Everett, WA PMSA
7680	Shreveport-Bossier City, LA MSA
7760	Sioux Falls, SD MSA (Central City portion only identified)
7800	South Bend, IN MSA
7840	Spokane, WA MSA
7880	Springfield, IL MSA
7920	Springfield, MO MSA (Webster County not in sample)
8000	Springfield, MA MSA
8040	Stamford-Norwalk, CT PMSA
8120	Stockton-Lodi, CA MSA
8160	Syracuse, NY MSA (Cayuga County not in sample)
8200	Tacoma, WA PMSA
8240	Tallahassee, FL MSA
8280	Tampa-St. Petersburg-Clearwater, FL MSA
8400	Toledo, OH MSA
8440	Topeka, KS MSA (Central City portion only identified)
8480	Trenton, NJ PMSA
8520	Tucson, AZ MSA
8560	Tulsa, OK MSA
8600	Tuscaloosa, AL MSA
8680	Utica-Rome, NY MSA
8720	Vallejo-Fairfield-Napa, CA PMSA
8735	Ventura, CA PMSA
8760	Vineland-Millville-Bridgeton, NJ PMSA
8780	Visalia-Tulare-Porterville, CA MSA
8800	Waco, TX MSA
8840	Washington, DC-MD-VA-WV PMSA (West Virginia portion not identified)
8880	Waterbury, CT PMSA
8920	Waterloo-Cedar Falls, IA MSA
8960	West Palm Beach-Boca Raton, FL MSA
9000	Wheeling, WV-OH MSA (Ohio portion not identified)
9040	Wichita, KS MSA
9160	Wilmington-Newark, DE-MD PMSA (Maryland portion suppressed)
9200	Wilmington, NC MSA (Brunswick County not in sample)
9240	Worcester, MA-CT PMSA (Connecticut portion suppressed)

FIPS  
MSA/PMSA  
CODE (GEMSA)

TABLE 1

MSA/PMSA TITLE

9270	Yolo, CA PMSA
9280	York, PA MSA
9320	Youngstown-Warren, OH MSA
9340	Yuba City, CA MSA
9360	Yuma, AZ MSA

**LIST 4: CENTRAL CITY CODES (GEINDVCC)**

<u>GEMSA</u>		<u>GEINDVCC</u>
0160	Albany-Schenectady-Troy, NY MSA	
	Albany	1
	Others	0
1120	Boston, MA-NH PMSA	
	Boston	1
	Others	0
1520	Charlotte-Gastonia-Rock Hill, NC-SC MSA	
	Charlotte	1
	Others	0
1600	Chicago, IL PMSA	
	Chicago	1
	Others	0
1680	Cleveland-Lorain-Elyria, OH PMSA	
	Cleveland	1
	Others	0
1920	Dallas, TX PMSA	
	Dallas	1
	Others	0
2000	Dayton-Springfield, OH MSA	
	Dayton	1
	Others	0
2160	Detroit, MI PMSA	
	Detroit	1
	Others	0
2800	Fort Worth-Arlington, TX PMSA	
	Fort Worth	1
	Arlington	2
3120	Greensboro-Winston-Salem-High Point, NC MSA	
	Greensboro	1
	Winston-Salem	2
	Others	0
4400	Little Rock-North Little Rock, AR MSA	
	Little Rock	1
	Others	0

GEMSAGEINDVCC

4480	Los Angeles-Long Beach, CA PMSA	
	Los Angeles	1
	Long Beach	2
	Others	0
5120	Minneapolis-St. Paul, MN MSA	
	Minneapolis	1
	St. Paul	2
5720	Norfolk-Virginia Beach-Newport News, VA-NC MSA	
	Norfolk	1
	Virginia Beach	2
	Newport News	3
	Hampton	4
	Others	0
5775	Oakland, CA PMSA	
	Oakland	1
	Others	0
5880	Oklahoma City, OK MSA	
	Oklahoma City	1
	Others	0
5945	Orange County, CA PMSA	
	Santa Ana	1
	Anaheim	2
	Irvine	3
6200	Phoenix-Mesa, AZ MSA	
	Phoenix	1
	Mesa	2
	Tempe	3
	Scottsdale	4
6480	Providence-Fall River-Warwick, RI-MA MSA	
	Providence	1
	Others	0

GEMSAGEINDVCC

6640	Raleigh-Durham-Chapel Hill, NC MSA	
	Raleigh	1
	Others	0
6780	Riverside-San Bernardino, CA PMSA	
	Riverside	1
	San Bernardino	2
	Others	0
7320	San Diego, CA MSA	
	San Diego	1
	Others	0
7400	San Jose, CA PMSA	
	San Jose	1
	Sunnyvale	2
	Others	0
7600	Seattle-Bellevue-Everett, WA PMSA	
	Seattle	1
	Others	0
8000	Springfield, MA MSA	
	Springfield	1
	Others	0
8280	Tampa-St. Petersburg-Clearwater, FL MSA	
	Tampa	1
	Others	0
8720	Vallejo-Fairfield-Napa, CA PMSA	
	Vallejo	1
	Others	0



**LIST 5: COUNTY CODE LIST (GECO)**

FIPS  
COUNTY  
CODE

**ALABAMA**

015 CALHOUN  
073 JEFFERSON  
089 MADISON  
125 TUSCALOOSA

**ALASKA**

020 ANCHORAGE

**ARIZONA**

013 MARICOPA  
019 PIMA  
021 PINAL  
025 YAVAPAI  
027 YUMA

**CALIFORNIA**

001 ALAMEDA  
007 BUTTE  
013 CONTRA COSTA  
017 EL DORADO  
029 KERN  
037 LOS ANGELES  
041 MARIN  
047 MERCED  
053 MONTERAY  
059 ORANGE  
061 PLACER  
067 SACRAMENTO  
073 SAN DIEGO  
075 SAN FRANCISCO  
077 SAN JOAQUIN  
079 SAN LUIS OBISPO  
081 SAN MATEO  
083 SANTA BARBARA  
085 SANTA CLARA  
097 SONOMA  
099 STANISLAUS  
107 TULARE

FIPS  
COUNTY  
CODE

111 VENTURA  
113 YOLO

**COLORADO**

005 ARAPAHOE  
013 BOULDER  
031 DENVER  
041 EL PASO  
059 JEFFERSON  
069 LARIMER  
101 PUEBLO  
123 WELD

**DELAWARE**

001 KENT  
003 NEW CASTLE  
005 SUSSEX

**DISTRICT OF COLUMBIA**

001 DISTRICT OF COLUMBIA

**FLORIDA**

001 ALACHUA  
005 BAY  
009 BREVARD  
011 BROWARD  
015 CHARLOTTE  
019 CLAY  
021 COLLIER  
025 DADE  
053 HERNANDO  
057 HILLSBOROUGH  
069 LAKE  
071 LEE  
081 MANATEE  
083 MARION  
091 OKALOOSA  
095 ORANGE  
097 OSCEOLA  
099 PALM BEACH  
101 PASCO

FIPS  
COUNTY  
CODE

103	PINELLAS
105	POLK
115	SARASOTA
117	SEMINOLE

**GEORGIA**

063	CLAYTON
067	COBB
089	DEKALB
121	FULTON
135	GWINNETT

**HAWAII**

003	HONOLULU
-----	----------

**ILLINOIS**

099	LASALLE
115	MACON

**INDIANA**

057	HAMILTON
089	LAKE
091	LAPORTE
127	PORTER
141	ST. JOSEPH

**IOWA**

013	BLACK HAWK
113	LINN
163	SCOTT

**KANSAS**

177	SHAWNEE
-----	---------

FIPS  
COUNTY  
CODE

**KENTUCKY**

117 KENTON

**LOUISIANA**

019 CALCASIEU  
033 EAST BATON ROUGE  
051 JEFFERSON  
073 OUACHITA

**MAINE**

011 KENNEBEC

**MARYLAND**

005 BALTIMORE  
013 CARROLL  
021 FREDERICK  
025 HARFORD  
027 HOWARD  
031 MONTGOMERY  
033 PRINCE GEORGE'S  
043 WASHINGTON

**MICHIGAN**

021 BERRIEN  
049 GENESEE  
075 JACKSON  
099 MACOMB  
115 MONROE  
161 WASHTENAW

**MINNESOTA**

003 ANOKA  
037 DAKOTA  
053 HENNEPIN  
123 RAMSEY  
137 ST. LOUIS  
163 WASHINGTON

FIPS  
COUNTY  
CODE

**MISSOURI**

003 CLAY  
037 JACKSON  
099 JEFFERSON  
189 ST. LOUIS

**NEBRASKA**

109 LANCASTER

**NEVADA**

003 CLARK  
031 WASHOE

**NEW JERSEY**

003 BERGEN  
005 BURLINGTON  
007 CAMDEN  
011 CUMBERLAND  
013 ESSEX  
017 HUDSON  
019 HUNTERDON  
021 MERCER  
023 MIDDLESEX  
025 MONMOUTH  
027 MORRIS  
029 OCEAN  
031 PASSAIC  
035 SOMERSET  
039 UNION

**NEW MEXICO**

013 DONA ANA

**NEW YORK**

005 BRONX  
013 CHAUTAUQUA  
027 DUTCHESS  
047 KINGS  
055 MONROE

FIPS  
COUNTY  
CODE

059	NASSAU
061	NEW YORK
071	ORANGE
075	OSWEGO
081	QUEENS
085	RICHMOND
089	ST. LAWRENCE
103	SUFFOLK
111	ULSTER
119	WESTCHESTER

**NORTH CAROLINA**

051	CUMBERLAND
067	FORSYTHE
119	MECKLENBURG
129	NEW HANOVER
147	PITT
155	ROBESON
183	WAKE

**NORTH DAKOTA**

017	CASS
-----	------

**OHIO**

025	CLERMONT
029	COLUMBIANA
035	CUYAHOGA
061	HAMILTON
085	LAKE
093	LORAIN
103	MEDINA

**OKLAHOMA**

143	TULSA
-----	-------

**OREGON**

029	JACKSON
039	LANE

FIPS  
COUNTY  
CODE

**PENNSYLVANIA**

003	ALLEGHENY
007	BEAVER
011	BERKS
017	BUCKS
019	BUTLER
029	CHESTER
045	DELAWARE
049	ERIE
051	FAYETTE
071	LANCASTER
091	MONTGOMERY
101	PHILADELPHIA
125	WASHINGTON
129	WESTMORELAND
133	YORK

**SOUTH CAROLINA**

051	HORRY
063	LEXINGTON
079	RICHLAND
091	YORK

**SOUTH DAKOTA**

099	MINNEHAHA
-----	-----------

**TENNESSEE**

125	MONTGOMERY
-----	------------

**TEXAS**

039	BRAZORIA
061	CAMERON
141	EL PASO
157	FORT BEND
167	GALVESTON
215	HIDALGO
303	LUBBOCK
329	MIDLAND
439	TARRANT
479	WEBB

FIPS  
COUNTY  
CODE

**UTAH**

049 UTAH

**VIRGINIA**

041 CHESTERFIELD  
059 FAIRFAX  
087 HENRICO  
153 PRINCE WILLIAM  
510 ALEXANDRIA CITY  
650 HAMPTON CITY  
700 NEWPORT NEWS CITY  
710 NORFOLK CITY  
810 VIRGINIA BEACH CITY

**WASHINGTON**

011 CLARK  
053 PIERCE  
063 SPOKANE  
067 THURSTON  
073 WHATCOM

**WISCONSIN**

009 BROWN  
025 DANE  
101 RACINE




## ATTACHMENT 13

### Topcoding of Usual Hourly Earnings

This variable will be topcoded based on an individual's usual hours worked variable, if the individual's edited usual weekly earnings variable is \$999. The topcode is computed such that the product of usual hours times usual hourly earnings does not exceed an annualized wage of \$100,000 (\$1,923.07 per week). Below is a list of the appropriate topcodes.

Hours	Topcode	Hours	Topcode	Hours	Topcode
1	None	34	\$56.56	67	\$28.70
2	None	35	\$54.94	68	\$28.28
3	None	36	\$53.41	69	\$27.87
4	None	37	\$51.97	70	\$27.47
5	None	38	\$50.60	71	\$27.08
6	None	39	\$49.30	72	\$26.70
7	None	40	\$48.07	73	\$26.34
8	None	41	\$46.90	74	\$25.98
9	None	42	\$45.78	75	\$25.64
10	None	43	\$44.72	76	\$25.30
11	None	44	\$43.70	77	\$24.97
12	None	45	\$42.73	78	\$24.65
13	None	46	\$41.80	79	\$24.34
14	None	47	\$40.91	80	\$24.03
15	None	48	\$40.06	81	\$23.74
16	None	49	\$39.24	82	\$23.45
17	None	50	\$38.46	83	\$23.16
18	None	51	\$37.70	84	\$22.89
19	None	52	\$36.98	85	\$22.62
20	\$96.15	53	\$36.28	86	\$22.36
21	\$91.57	54	\$35.61	87	\$22.10
22	\$87.41	55	\$34.96	88	\$21.85
23	\$83.61	56	\$34.34	89	\$21.60
24	\$80.12	57	\$33.73	90	\$21.36
25	\$76.92	58	\$33.15	91	\$21.13
26	\$73.96	59	\$32.59	92	\$20.90
27	\$71.22	60	\$32.05	93	\$20.67
28	\$68.68	61	\$31.52	94	\$20.45
29	\$66.31	62	\$31.01	95	\$20.24
30	\$64.10	63	\$30.52	96	\$20.03
31	\$62.03	64	\$30.04	97	\$19.82
32	\$60.09	65	\$29.58	98	\$19.62
33	\$58.27	66	\$29.13	99	\$19.42



## ATTACHMENT 14

### CURRENT POPULATION SURVEY

Selected Unweighted Tallies from the  
February 1998 Displaced Worker and Employee Tenure Supplement

ITEM	VALUE	TALLIES
PESD1	1 = Yes	5,838
	2 = No	73,665
PESD2	1 = Plant or company closed down or moved	1,430
	2 = Insufficient work	1,283
	3 = Position or shift abolished	957
	4 = Seasonal job completed	279
	5 = Self-operated business failed	82
	6 = Some other reason	1,807
PESD3	1 = 1993 = 845	
	2 = 1994 = 1,110	
	3 = 1995 = 1,466	
	4 = Other	215
	-2 = Don't Know	30
	-3 = Refused	3
	-9 = No Response	1
PESD4	1 = Yes	118
	2 = No	854
	-2 = Don't Know	13
PESD5	1 = Yes	1,159
	2 = No	2,212
	-2 = Don't Know	77
	-3 = Refused	3
	-9 = No Response	4

ITEM	VALUE	TALLIES
PESD6	1 = Less than 1 month	320
	2 = 1 to 2 months	342
	3 = More than 2 months	455
	-2 = Don't Know	41
	-3 = Refused	1
PESD16	1 = Yes	324
	2 = No	3,014
	-2 = Don't Know	30
	-3 = Refused	7
	-9 = No Response	12
PESD17	1 = Yes	1,673
	2 = No	1,654
	-2 = Don't Know	43
	-3 = Refused	5
	-9 = No Response	12
PESD19	1 = Yes	2,771
	2 = No	475
	-4 = Hours Varied	103
	-2 = Don't Know	15
	-3 = Refused	7
	-9 = No Response	16
PESD20	1 = Yes	1,301
	2 = No	1,999
	-2 = Don't Know	51
	-3 = Refused	15
	-9 = No Response	21
PESD21	1 = Yes	553
	2 = No	727
	-2 = Don't Know	20
	-3 = Refused	1

ITEM	VALUE	TALLIES
PESD22	1 = Yes	513
	2 = No	2,833
	-2 = Don't Know	13
	-3 = Refused	7
	-9 = No Response	21
PESD23	1 = Yes	284
	2 = No	228
	-3 = Refused	1
PESD24	1 = Yes	215
	2 = No	626
	-2 = Don't Know	2
	-3 = Refused	1
	-9 = No Response	11
PESD25	Amount	2,598
	-2 = Don't Know	125
	-3 = Refused	10
	-9 = No Response	14
PESD26	Amount	2,624
	-2 = Don't Know	32
	-3 = Refused	8
	-9 = No Response	83
PESD27	1 = Yes	2,101
	2 = No	1,217
	-2 = Don't Know	30
	-3 = Refused	13
	-9 = No Response	26
PRSLWKLY	Amount	2,827
	-2 = Don't Know	134
	-3 = Refused	89
	-9 = No Response	337

ITEM	VALUE	TALLIES
PRSCWKLY	Amount	2,527
	-1 = Blank	5 <sup>1</sup>
PEST1A	Amount	52,591
PEST1B	1 = Days	513
	2 = Weeks	1,652
	3 = Months	12,909
	4 = Years	37,517
PEST3	Amount	5,473
	-2 = Don't Know	232
	-3 = Refused	7
	-9 = No Response	39
PEST4	1 = Yes	3,410
	2 = No	42,630
	-2 = Don't Know	82
	-3 = Refused	4
	-9 = No Response	175
PEST5A	Amount	3,324
	-2 = Don't Know	82
	-3 = Refused	1
	-9 = No Response	3

---

<sup>1</sup> These 5 cases were month-in-sample 4 and 8 cases that should have had their supplement current earnings assigned based on their basic CPS earnings. However, because the eligibility criteria for basic CPS earnings are different than those for the supplement, these cases were ineligible for basic CPS earnings but eligible for the supplement earnings. As a result, there is no supplement current earnings data for these cases.

ITEM	VALUE	TALLIES
PEST5B	1 = Days	14
	2 = Weeks	58
	3 = Months	759
	4 = Years	2,509
	-2 = Don't Know	67
	-3 = Refused	2
	-9 = No Response	1
PRDISPWK	0 = Eligible for Displaced Worker Supplement, but not a Displaced Worker	76,233
	1 = Displaced Worker	3,270





## ATTACHMENT 15

### COUNTRIES AND AREAS OF THE WORLD

#### Current Population Survey

##### List A -- Alphabetical List of Countries and Areas of the World

If the specific country reported was not on the interviewer's list, or if the respondent did not know the specific country, the following codes for broad areas of the world were available for coding:

Code	Name
148	Europe
245	Asia
252	Middle East
304	North America
318	Central America
353	Caribbean
389	South America
468	North Africa
462	Other Africa
527	Pacific Islands
555	Elsewhere (includes country not known)

The countries (or areas) shown below were coded separately, if reported.

Code	Name	Code	Name
200	Afghanistan	213	Iraq
60	American Samoa	119	Ireland/Eire
375	Argentina	214	Israel
185	Armenia	120	Italy
501	Australia	343	Jamaica
102	Austria	215	Japan
130	Azores	216	Jordan
333	Bahamas	427	Kenya
202	Bangladesh	217	Korea/South Korea
334	Barbados	221	Laos
103	Belgium	183	Latvia
310	Belize	222	Lebanon
300	Bermuda	184	Lithuania
376	Bolivia	224	Malaysia
377	Brazil	315	Mexico
205	Burma	436	Morocco
206	Cambodia	126	Netherlands
301	Canada	514	New Zealand
378	Chile	316	Nicaragua
207	China	440	Nigeria
379	Colombia	142	Northern Ireland
311	Costa Rica	127	Norway
337	Cuba	229	Pakistan
155	Czech Republic	253	Palestine
105	Czechoslovakia	317	Panama
106	Denmark	385	Peru

Code	Name	Code	Name
339	Dominican Republic	231	Philippines
338	Dominica	128	Poland
380	Ecuador	129	Portugal
415	Egypt	72	Puerto Rico
312	El Salvador	132	Romania
139	England	192	Russia
417	Ethiopia	233	Saudi Arabia
507	Fiji	140	Scotland
108	Finland	234	Singapore
109	France	156	Slovakia/Slovak Republic
110	Germany	449	South Africa
421	Ghana	134	Spain
138	Great Britain	136	Sweden
116	Greece	137	Switzerland
340	Grenada	237	Syria
66	Guam	238	Taiwan
313	Guatemala	239	Thailand
383	Guyana	351	Trinidad & Tobago
342	Haiti	240	Turkey
126	Holland	57	United States
314	Honduras	78	U.S. Virgin Islands
209	Hong Kong	180	USSR
117	Hungary	195	Ukraine
210	India	387	Uruguay
211	Indonesia	388	Venezuela
212	Iran	242	Vietnam
		147	Yugoslavia

List B. Numeric List of Countries and Areas of the World

The following list of countries/areas is in numeric order by code.

Code	Name	Code	Name
57	United States	231	Philippines
60	American Samoa	233	Saudi Arabia
66	Guam	234	Singapore
72	Puerto Rico	237	Syria
78	U.S. Virgin Islands	238	Taiwan
102	Austria	239	Thailand
103	Belgium	240	Turkey
105	Czechoslovakia	242	Vietnam
106	Denmark	245	Asia
108	Finland	252	Middle East
109	France	253	Palestine
110	Germany	300	Bermuda
116	Greece	301	Canada
117	Hungary	304	North America
119	Ireland/Eire	310	Belize
120	Italy	311	Costa Rica
126	Holland	312	El Salvador
126	Netherlands	313	Guatemala
127	Norway	314	Honduras
128	Poland	315	Mexico
129	Portugal	316	Nicaragua
130	Azores	317	Panama
132	Romania	318	Central America
134	Spain	333	Bahamas
136	Sweden	334	Barbados
137	Switzerland	337	Cuba
138	Great Britain	338	Dominica
139	England	339	Dominican Republic
140	Scotland	340	Grenada
142	Northern Ireland	342	Haiti
147	Yugoslavia	343	Jamaica
148	Europe	351	Trinidad & Tobago
155	Czech Republic	353	Caribbean
156	Slovakia/Slovak Republic	375	Argentina
180	USSR	376	Bolivia
183	Latvia	377	Brazil
184	Lithuania	378	Chile
185	Armenia	379	Colombia
192	Russia	380	Ecuador
195	Ukraine	383	Guyana
200	Afghanistan	385	Peru
202	Bangladesh	387	Uruguay
205	Burma	388	Venezuela
206	Cambodia	389	South America
207	China	415	Egypt
209	Hong Kong	417	Ethiopia
210	India	421	Ghana
211	Indonesia	427	Kenya
212	Iran	436	Morocco
213	Iraq	440	Nigeria
214	Israel	449	South Africa
215	Japan	462	Other Africa

Code	Name	Code	Name
216	Jordan	468	North Africa
217	Korea/South Korea	501	Australia
221	Laos	507	Fiji
222	Lebanon	514	New Zealand
224	Malaysia	527	Pacific Islands
229	Pakistan	555	Elsewhere


## ATTACHMENT 16

### ALLOCATION FLAGS

#### Current Population Survey

For every edited item, there is a corresponding allocation flag with the prefix "PX". The last six characters of the names are the same. For example, PXMLR is the allocation flag for PEMLR. All allocation flags have the following list of possible values.

00	VALUE - NO CHANGE
01	BLANK - NO CHANGE
02	DON'T KNOW - NO CHANGE
03	REFUSED - NO CHANGE
10	VALUE TO VALUE
11	BLANK TO VALUE
12	DON'T KNOW TO VALUE
13	REFUSED TO VALUE
20	VALUE TO LONGITUDINAL VALUE
21	BLANK TO LONGITUDINAL VALUE
22	DON'T KNOW TO LONGITUDINAL VALUE
23	REFUSED TO LONGITUDINAL VALUE
30	VALUE TO ALLOCATED VALUE LONG.
31	BLANK TO ALLOCATED VALUE LONG.
32	DON'T KNOW TO ALLOCATED VALUE LONG.
33	REFUSED TO ALLOCATED VALUE LONG.
40	VALUE TO ALLOCATED VALUE
41	BLANK TO ALLOCATED VALUE
42	DON'T KNOW TO ALLOCATED VALUE
43	REFUSED TO ALLOCATED VALUE
50	VALUE TO BLANK
52	DON'T KNOW TO BLANK
53	REFUSED TO BLANK



## ATTACHMENT 17

### Source and Accuracy Statement for the February 1998 CPS Microdata File for Displaced Workers and Employee Tenure

#### SOURCE OF DATA

The data for this microdata file come from the February 1998 Current Population Survey (CPS). This month's survey uses two sets of questions, the basic CPS and the supplement. The Bureau of the Census conducts the basic CPS every month and asks supplementary questions during certain months.

**Basic CPS.** The basic CPS collects primarily labor force data about the civilian noninstitutional population. Interviewers ask questions concerning labor force participation about each member 15 years old and over in every sample household.

**February 1998 supplement.** In addition to the basic CPS questions, interviewers asked supplementary questions on displaced workers, job tenure, and occupational mobility.

**Sample Design.** The present CPS sample was selected from the 1990 Decennial Census files with coverage in all 50 states and the District of Columbia. The sample is continually updated to account for new residential construction. The United States was divided into 2,007 geographic areas. In most states, a geographic area consisted of a county or several contiguous counties. In some areas of New England and Hawaii, minor civil divisions are used instead of counties. A total of 754 geographic areas was selected for sample. About 50,000 occupied households are eligible for interview every month. Interviewers are unable to obtain interviews at about 3,200 of these units. This occurs when the occupants are not found at home after repeated calls or are unavailable for some other reason.

Since the introduction of the CPS, the Bureau of the Census has redesigned the CPS sample several times. These redesigns have improved the quality and accuracy of the data and have satisfied changing data needs. The most recent changes were completely implemented in July 1995.

**Estimation procedure.** This survey's estimation procedure inflates weighted sample results to independent estimates of the civilian noninstitutional population of the United States by state, age, sex, race, Hispanic/-Hispanic origin, and state of residence. This adjustment is called the poststratification ratio estimate. The independent estimates are calculated based on information from four primary sources:

- The 1990 Decennial Census of Population and Housing.
- An adjustment for undercoverage in the 1990 census.
- Statistics on births, deaths, immigration, and emigration.
- Statistics on the size of the Armed Forces.

The independent population estimates include some, but not all, undocumented immigrants.

## ACCURACY OF THE ESTIMATES

Since the CPS estimates come from a sample, they may differ from figures from a complete census using the same questionnaires, instructions, and enumerators. A sample survey estimate has two possible types of error: sampling and nonsampling. The accuracy of an estimate depends on both types of error, but the full extent of the nonsampling error is unknown. Consequently, one should be particularly careful when interpreting results based on a relatively small number of cases or on small differences between estimates. The standard errors for CPS estimates primarily indicate the magnitude of sampling error. They also partially measure the effect of some nonsampling errors in responses and enumeration, but do not measure systematic biases in the data. (Bias is the average over all possible samples of the differences between the sample estimates and the desired value.)

**Nonsampling variability.** There are several sources of nonsampling errors including the following:

- Inability to obtain information about all cases in the sample.
- Definitional difficulties.
- Differences in the interpretation of questions.
- Respondents' inability or unwillingness to provide correct information.
- Respondents' inability to recall information.
- Errors made in data collection such as recording and coding data.
- Errors made in processing the data.
- Errors made in estimating values for missing data.
- Failure to represent all units with the sample (undercoverage).

For the February 1998 basic CPS, the nonresponse rate was 7.4%; for the supplement the nonresponse rate was an additional 4.7% for a total supplement nonresponse rate of 11.8%.

CPS undercoverage results from missed housing units and missed persons within sample households. Overall CPS undercoverage is estimated to be about 8 percent. CPS undercoverage varies with age, sex, and race. Generally, undercoverage is larger for males than for females and larger for Blacks and other races combined than for Whites. As described previously, ratio estimation to independent age-sex-race-Hispanic population controls partially corrects for bias due to undercoverage. However, biases exist in the estimates to the extent that missed persons in missed households or missed persons in interviewed households have different characteristics from those of interviewed persons in the same age-sex-race-origin-state group.

A common measure of survey coverage is the coverage ratio, the estimated population before poststratification divided by the independent population control. Table A shows CPS coverage ratios for age-sex-race groups for a typical month. The CPS coverage ratios can exhibit some variability from month to month. Other Census Bureau household surveys experience similar coverage.



Table A. CPS Coverage Ratios

Age	Non-Black		Black		All Persons		Total
	M	F	M	F	M	F	
0-14	0.929	0.964	0.850	0.838	0.916	0.943	0.929
15	0.933	0.895	0.763	0.824	0.905	0.883	0.895
16-19	0.881	0.891	0.711	0.802	0.855	0.877	0.866
20-29	0.847	0.897	0.660	0.811	0.823	0.884	0.854
30-39	0.904	0.931	0.680	0.845	0.877	0.920	0.899
40-49	0.928	0.966	0.816	0.911	0.917	0.959	0.938
50-59	0.953	0.974	0.896	0.927	0.948	0.969	0.959
60-64	0.961	0.941	0.954	0.953	0.960	0.942	0.950
65-69	0.919	0.972	0.982	0.984	0.924	0.973	0.951
70+	0.993	1.004	0.996	0.979	0.993	1.002	0.998
15+	0.914	0.945	0.767	0.874	0.898	0.927	0.918
0+	0.918	0.949	0.793	0.864	0.902	0.931	0.921

For additional information on nonsampling error including the possible impact on CPS data when known, refer to Statistical Policy Working Paper 3, An Error Profile: Employment as Measured by the Current Population Survey, Office of Federal Statistical Policy and Standards, U.S. Department of Commerce, 1978 and Technical Paper 40, The Current Population Survey: Design and Methodology, Bureau of the Census, U.S. Department of Commerce.

**Comparability of data.** Data obtained from the CPS and other sources are not entirely comparable. This results from differences in interviewer training and experience and in differing survey processes. This is an example of nonsampling variability not reflected in the standard errors. Use caution when comparing results from different sources.

A number of changes were made in data collection and estimation procedures beginning with the January 1994 CPS. The major change was the use of a new questionnaire. The questionnaire was redesigned to measure the official labor force concepts more precisely, to expand the amount of data available, to implement several definitional changes, and to adapt to a computer-assisted interviewing environment. The supplemental questions were also modified for adaptation to computer-assisted interviewing, although there were no changes in definitions and concepts. Due to these and other changes, one should use caution when comparing estimates from data collected in 1994 with estimates from earlier years.

Caution should also be used when comparing estimates obtained from this microdata file (which reflects 1990 census-based population controls) with estimates for 1993 and earlier years (which reflect 1980 census-based population controls). This change in population controls had relatively little impact on summary measures such as means, medians, and percentage distributions. It did have a significant impact on levels. For example, use of 1990 based population controls results in about a 1-percent increase in the civilian noninstitutional population and in the number of families

and households. Thus, estimates of levels for data collected in 1994 and later years will differ from those for earlier years by more than what could be attributed to actual changes in the population. These differences could be disproportionately greater for certain subpopulation groups than for the total population.

Since no independent population control totals for persons of Hispanic origin were used before 1985, compare Hispanic estimates over time cautiously.

Based on the results of each decennial census, the Bureau of the Census gradually introduces a new sample design for the CPS. During this phase-in period, CPS data are collected from sample designs based on different censuses. While most CPS estimates have been unaffected by this mixed sample, geographic estimates are subject to greater error and variability. Users should exercise caution when comparing estimates across years for metropolitan/ nonmetropolitan categories.

For more information on the introduction of the new questionnaire, the modernized data collection methods, and the introduction of new population controls based on the 1990 census, see "Revisions in the Current Population Survey Effective January 1994" in the February 1994 issue of *Employment and Earnings* published by the Bureau of Labor Statistics.

**Note when using small estimates.** Because of the large standard errors involved, summary measures (such as medians and percent distributions) probably do not reveal useful information when computed on a base smaller than 75,000. Take care in the interpretation of small differences. For instance, even a small amount of nonsampling error can cause a borderline difference to appear significant or not, thus distorting a seemingly valid hypothesis test.

**Sampling variability.** Sampling variability is variation that occurred by chance because a sample was surveyed rather than the entire population. Standard errors, as calculated below, are primarily measures of sampling variability, but they may include some nonsampling error.

**Standard errors and their use.** A number of approximations are required to derive, at a moderate cost, standard errors applicable to estimates from this microdata file. Instead of providing an individual standard error for each estimate, two parameters, a and b, are provided to calculate standard errors for each type of characteristic. These parameters are in Table B.

The sample estimate and its standard error enable one to construct a confidence interval. A confidence interval is a range that would include the average result of all possible samples with a known probability. Samples were surveyed under essentially the same general conditions and using the same sample design, and if an estimate and its standard error were calculated from each sample, then approximately 90 percent of the intervals from 1.645 standard errors below the estimate to 1.645 standard errors above the estimate would include the average result of all possible samples.

A particular confidence interval may or may not contain the average estimate derived from all possible samples. However, one can say with specified confidence that the interval includes the average estimate calculated from all possible samples.

Standard errors may also be used to perform hypothesis testing. This is a procedure for distinguishing between population parameters using sample estimates. One common type of hypothesis is that two population parameters are different. An example of this would be comparing males who left a job involuntarily to females who left a job involuntarily.

Tests may be performed at various levels of significance. A significance level is the probability of concluding that the characteristics are different when, in fact, they are the same. To conclude that two parameters are different at the 0.10 level of significance, for example, the absolute value of the estimated difference between characteristics must be greater than or equal to 1.645 times the standard error of the difference.

The Census Bureau uses 90-percent confidence intervals and 0.10 levels of significance to determine statistical validity. Consult standard statistical textbooks for alternative criteria.

For information on calculating standard errors for labor force data from the CPS which involve quarterly or yearly averages, changes in consecutive quarterly or yearly averages, consecutive month-to-month changes in estimates, and consecutive year-to-year changes in monthly estimates, see "Explanatory Notes and Estimates of Error: Household Data" in the corresponding *Employment and Earnings* published by the Bureau of Labor Statistics.

**Standard errors of estimated numbers.** The approximate standard error,  $s_x$ , of an estimated number from this microdata file can be obtained using this formula:

$$s_x = \sqrt{ax^2 + bx}$$

*Formula (1)*

Here  $x$  is the size of the estimate and  $a$  and  $b$  are the parameters in Table B associated with the particular type of characteristic. When calculating standard errors from cross-tabulations involving different characteristics, use the set of parameters for the characteristic which will give the largest standard error.

Illustration

Suppose there were 3,101,000 unemployed men in the civilian labor force. Use the appropriate parameters from Table B and formula (1) to get

Number, $x$	3,101,000
$a$ parameter	-0.000018
$b$ parameter	2,957
Standard error	95,000
90% conf. int.	2,945,000 to 3,257,000

The standard error is calculated as

$$s_x = \sqrt{-0.000018 \times 3,101,000^2 + 2,957 \times 3,101,000} = 95,000$$

The 90- percent confidence interval is calculated as  $3,101,000 \pm 1.645 \times 95,000$ .

A conclusion that the average estimate derived from all possible samples lies within a range computed in this way would be correct for roughly 90 percent of all possible samples.

**Standard errors of estimated percentages.** The reliability of an estimated percentage, computed using sample data from both numerator and denominator, depends on both the size of the percentage and its base. Estimated percentages are relatively more reliable than the corresponding estimates of the numerators of the percentages, particularly if the percentages are 50 percent or more. When the numerator and denominator of the percentage are in different categories, use the parameter from Table B indicated by the numerator.

The approximate standard error,  $s_{x,p}$ , of an estimated percentage can be obtained by use of the formula

$$s_{x,p} = \sqrt{(b/x)p(100 - p)}$$

*Formula (2)*

Here  $x$  is the total number of persons, families, households, or unrelated individuals in the base of the percentage,  $p$  is the percentage ( $0 \leq p \leq 100$ ), and  $b$  is the parameter in Table B associated with the characteristic in the numerator of the percentage.

#### Illustration

Suppose of 7,952,000 displaced workers, 3,301,000 or 41.5 percent lost their jobs when a plant or company closed down or moved. Use the appropriate parameter from Table B and formula (2) to get

Percentage, $p$	41.5
Base, $x$	7,952,000
$b$ parameter	2,985
Standard error	1.0
90% conf. int.	39.9 to 43.1

The standard error is calculated as

$$s_{x,p} = \sqrt{(2,985/7,952,000) \times 41.5 \times (100 - 41.5)} = 1.0$$

The 90 percent confidence interval of the percentage of displaced workers who lost their jobs when a plant or company closed down or moved is calculated as  $41.5 \pm 1.645 \times 0.7$ .

**Standard error of a difference.** The standard error of the difference between two sample estimates is approximately equal to

$$s_{x - y} = \sqrt{s_x^2 + s_y^2}$$

*Formula (3)*

where  $s_x$  and  $s_y$  are the standard errors of the estimates,  $x$  and  $y$ . The estimates can be numbers, percentages, ratios, etc. This will represent the actual standard error quite accurately for the difference between estimates of the same characteristic in two different areas, or for the difference between separate and uncorrelated characteristics in the same area. However, if there is a high positive (negative) correlation between the two characteristics, the formula will overestimate (underestimate) the true standard error.

Illustration

Suppose that of 6,342,000 employed men between 20-24 years of age, 227,000 or 3.6 percent were part-time workers, and of the 5,690,000 employed women between 20-24 years of age, 255,000 or 4.5 percent were part-time workers. Use the appropriate parameters from Table B and formulas (2) and (3) to get

	x	y	difference
Percentage, p	3.6	4.5	0.9
Number, x	6,342,000	5,690,000	-
b parameter	2,764	2,530	-
Standard error	0.4	0.4	0.6
90% conf. int.	2.9 to 4.3	3.8 to 5.2	-0.1 to 1.9

The standard error of the difference is calculated as

$$s_{x - y} = \sqrt{0.4^2 + 0.4^2} = 0.6$$

The 90-percent confidence interval around the difference is calculated as  $0.9 \pm 1.645 \times 0.6$ . Since this interval includes zero, we cannot conclude with 90-percent confidence that the percentage of part-time women workers between 20-24 years of age is greater than the percentage of part-time men workers between 20-24 years of age.

**Standard Error of a Median.** The sampling variability of an estimated median depends on the form of the distribution and the size of the base. One can approximate the reliability of an estimated median by determining a confidence interval about it. (See the section on standard errors and their use for a general discussion of confidence intervals.)

Estimate the 68-percent confidence limits of a median based on sample data using the following procedure.

1. Determine, using formula (2), the standard error of the estimate of 50 percent from the distribution.
2. Add to and subtract from 50 percent the standard error determined in step 1.
3. Using the distribution of the characteristic, determine upper and lower limits of the 68-percent confidence interval by calculating values corresponding to the two points established in step 2.

Use the following formula to calculate the upper and lower limits.

$$x_{pN} = \frac{pN - N_1}{N_2 - N_1}(A_2 - A_1) + A_1$$

*Formula (4)*

where

$X_{pN}$  = estimated upper and lower bounds for the confidence interval ( $0 \leq p \leq 1$ ). For purposes of calculating the confidence interval,  $p$  takes on the values determined in step 2. Note that  $X_{pN}$  estimates the median when  $p = 0.50$ .

$N$  = for distribution of numbers: the total number of units (persons, households, etc.) for the characteristic in the distribution.

= for distribution of percentages: the value 1.0.

$p$  = the values obtained in step 2.

$A_1, A_2$  = the lower and upper bounds, respectively, of the interval containing  $X_{pN}$ .

$N_1, N_2$  = for distribution of numbers: the estimated number of units (persons, households, etc.) with values of the characteristic greater than or equal to  $A_1$  and  $A_2$ , respectively.

= for distribution of percentages: the estimated percentage of units (persons, households, etc.) having values of the characteristic greater than or equal to  $A_1$  and  $A_2$ , respectively.

4. Divide the difference between the two points determined in step 3 by two to obtain the standard error of the median.

### Illustration

Suppose that the estimated median years on the lost job for all displaced workers is four years and suppose the following table gives the distribution of years.

Years on Last Job	Number of Persons (in thousands)	Percent Distribution	Cumulative Distribution
< 1	1,978	28.2	28.2
1 - 4	2,600	37.0	65.2
5 - 9	1,177	16.8	81.9
10 - 14	531	7.6	89.5
15 - 19	315	4.5	94.0
20+	423	6.0	100.0
Total	7,024		

- (1) Using  $b = 2,985$  from Table B and formula (2), the standard error of 50 percent on a base of 7,024,000 is around 1.0 percent.
- (2) To obtain a 68-percent confidence interval for a median, add to and subtract from 50 percent, the standard error found in step (1). This yields limits of 49.0 and 51.0 percent.
- (3) It can be seen that 28.2 percent of the displaced workers had less than 1 year on their lost job, and 65.2 percent had less than 5 years on their lost job. By linear interpolation the lower and upper limits of the 68-percent confidence interval for the median are calculated as

$$1 + (5-1)\frac{49.0 - 28.2}{65.2 - 28.2} = 3.2$$

$$1 + (5-1)\frac{51.0 - 28.2}{65.2 - 28.2} = 3.5$$

- (4) The standard error of the median is, therefore,

$$\frac{3.5 - 3.2}{2} = 0.2$$

Table B. Parameters for Computation of Standard Errors for Labor Force Characteristics - 1998		
Characteristic	a	b
Labor Force and Not In Labor Force Data Other than Agricultural Employment and Unemployment		
Total <sup>1</sup>	-0.000018	2,985
Men <sup>1</sup>	-0.000033	2,764
Women	-0.000030	2,530
Both sexes, 16 to 19 years	-0.000172	2,545
White <sup>1</sup>	-0.000020	2,985
Men	-0.000037	2,767
Women	-0.000034	2,527
Both sexes, 16 to 19 years	-0.000204	2,550
Black	-0.000125	3,139
Men	-0.000302	2,931
Women	-0.000183	2,637
Both sexes, 16 to 19 years	-0.001295	2,949
Hispanic origin	-0.000206	3,896
Not In Labor Force (use only for Total, Total Men, and White)	+0.000006	829
Agricultural Employment		
Total or White	+0.000782	3,049
Men	+0.000858	2,825
Women or Both sexes, 16 to 19 years	-0.000025	2,582
Black	-0.000135	3,155
Hispanic origin		
Total or Women	+0.011857	2,895
Men or Both sexes, 16 to 19 years	+0.015736	1,703
Unemployment		
Total or White	-0.000018	2,957
Black	-0.000212	3,150
Hispanic origin	-0.000102	3,576

<sup>1</sup> For not in labor force characteristics, use the Not In Labor Force parameters.



## ATTACHMENT 18

### USER NOTES

This section will contain information relevant to the *Current Population Survey, February 1998, Displaced Worker and Employee Tenure Supplement File* that becomes available after the file is released. The cover letter to the updated information should be filed behind this page.

User notes will be sent to all users who purchased their file or technical documentation from the Census Bureau.

